



IPICYT Preprint

Adaptive Observer Scheme for a Three-Parameter Free Damped Oscillator

V. Ibarra-Junquera*, H.C. Rosu†, O. Cornejo-Pérez‡

*Potosinian Institute of Science and Technology,
Apdo Postal 3-74 Tangamanga, 78231 San Luis Potosí, Mexico*

(Dated: July 15, 2019)

Abstract

We apply the recent adaptive observer scheme introduced by Besançon et al (2004) to the three-parameter free damped oscillator obtained in 1998 by Rosu and Reyes by factorization methods. In order to do this, the scheme is applied in a nonstandard form in which a time-varying quantity containing the unknown value of the Riccati parameter is estimated. Results of computer simulations are presented to illustrate the good feasibility of the approach.

PACS numbers: 02.30.Yy, 07.05.Dz, 01.55.+b

* E-mail: vrani@ipicyt.edu.mx

† E-mail: hcr@ipicyt.edu.mx

‡ E-mail: octavio@ipicyt.edu.mx

I. INTRODUCTION

In 1998, Rosu and Reyes used nonrelativistic supersymmetry to introduce a three-parameter damped oscillator [1]. Their main work was to apply the one-parameter supersymmetric approach first introduced in Physics by Mielnik [2] to the Newtonian damped oscillator equation. Rosu and Reyes showed that in this approach the usual free damped oscillator equation

$$y'' + 2\beta y' + \omega_0^2 y = 0$$

is generalized to a damped oscillator equation of the form

$$\tilde{y}'' + 2\beta\tilde{y}' + \left[\omega_0^2 - \frac{2\gamma^2}{(\gamma t + 1)^2}\right]\tilde{y} = 0, \quad (1)$$

possessing damping solutions with singularities, see eqs. (2,3,4) below. The new damping solutions depend not only of the natural frequency ω_0 and damping coefficient β but also on the parameter γ given by the general Riccati solution associated to the original two-parameter damped equation. This γ parameter introduces a new time scale in the damping phenomena that is related to the time at which the singularities occur. One can think of $\omega(t) = \omega_0^2 - \frac{2\gamma^2}{(\gamma t + 1)^2}$ as a time-depending frequency characterizing a damped chirp signal generated through the general Riccati solution.

For the three types of free damping they have been obtained in I as follows:

(i) For underdamping, $\beta^2 < \omega_0^2$, denoting $\omega_u = \sqrt{\omega_0^2 - \beta^2}$ the underdamped γ modes are

$$\tilde{y}_u = -\tilde{A}_u e^{-\beta t} \left[\omega_u \sin(\omega_u t + \phi) + \frac{\gamma}{\gamma t + 1} \cos(\omega_u t + \phi) \right]. \quad (2)$$

(ii) For overdamping, $\beta^2 > \omega_0^2$ and $\omega_o = \sqrt{\beta^2 - \omega_0^2}$, the overdamped γ modes are

$$\tilde{y}_o = -\tilde{A}_o e^{-\beta t} \left[\omega_o \sinh(\omega_o t + \phi) - \frac{\gamma}{\gamma t + 1} \cosh(\omega_o t + \phi) \right]. \quad (3)$$

(iii) For critical damping, $\beta^2 = \omega_0^2$. The critical γ solutions are given by

$$\tilde{y}_c = \left[\frac{-A_c \gamma}{\gamma t + 1} + \frac{D_c}{\gamma^2} (\gamma t + 1)^2 \right] e^{-\beta t}. \quad (4)$$

These are the *only* possible types of one-parameter damping modes related to the free damping ones by means of Witten's supersymmetric scheme and the general Riccati solution.

In practice, especially if the value of γ is very small, it is difficult to measure it. In such a case it is still possible to estimate γ through some powerful estimation methods. It is the

purpose of this work to apply an adaptive observer scheme recently introduced by Besançon and collaborators [3] that is shown here to provide very good estimates for γ .

II. SYSTEM OF FIRST ORDER DIFFERENTIAL EQUATIONS

Notice that Eq. (1) can be re-written as

$$\dot{X}_1 = X_2 \tag{5}$$

$$\dot{X}_2 = -2\beta X_2 + \left(\frac{2\gamma^2}{(\gamma t + 1)^2} - \omega_0^2 \right) X_1, \tag{6}$$

if $X_1 = y$ and $X_2 = \dot{y}$. We will consider X_1 as the naturally measured state (the most easy to measure). Therefore, it seems logical to take X_1 as the output of the system, that is $y = CX$, where $C = [1 \ 0]$ and X is state vector. In addition, we would consider that β is available in some way and only γ is an unknown parameter. Thus, the complete monitoring of the system means the on-line estimation of X_2 and the on-line identification of the γ value. The available methods for parameter identification need that the unknown parameters are in affine form. In this case, it is clear that γ can not be expressed in an affine form. To overcome this difficulty we will estimate the following expression

$$\alpha = \left(\frac{2\gamma^2}{(\gamma t + 1)^2} - \omega_0^2 \right).$$

Then, the system given by Eqs (5) and (6), can be rewritten as

$$\dot{X}_1 = X_2 \tag{7}$$

$$\dot{X}_2 = -2\beta X_2 + \alpha X_1. \tag{8}$$

Note that, even though α is not a constant, i.e., it is varying in time, its evolution is significant only close to the origin, that is, as time increases α turns into a constant. On the other hand, the effort (proportional to the error) made by the observer in its intent to estimate the parameter can overcome this initial difficulty.

III. DESIGN OF AN ADAPTIVE OBSERVER

It is well known that only in very special occasions one can have a sensor on every state variable, and some form of reconstruction from the available measurement output data is

needed, in many cases, high gain techniques proved to be very efficient for state estimation, leading to the now well-known *high gain observer* [5]. However, when a system depends on some unknown parameters, the design of the observer has to be modified so that the state variables and parameters could be estimated. This leads to the so called *adaptive observers*.

The problem of parameter estimation in dynamical systems has motivated extensive studies of the adaptive observer designs for linear and nonlinear systems during the last decade. Recently, a globally convergent adaptive observer has been developed for many systems. It is based on a non trivial combination of a nonlinear high gain observer and a linear adaptive observer, see references [3] and [8]. In this note, we show an application of the high gain techniques in the context of state and parameter estimation.

The assumption on the considered class of systems are basically that if all parameters were known, some high-gain observer could be designed in a classical way, and that the system are “sufficiently excited” in a sense which is close to the usually required assumption on adaptive systems (the signals must be rich enough so that the unknown parameters can indeed be indentified).

Following [3] we assume that the model of a free damping motion system can be written as follows:

$$F = \begin{cases} \dot{X} = AX + \varphi(X) + \Psi(X)\theta \\ y = CX \end{cases}$$

where A is a matrix of Brunovsky form ($A = \delta_{i,j+1}$; δ_{ij} is the Kronecker symbol), $X^n \in \mathbb{R}$, y is the measured output, $\Psi(t) \in \mathbb{R}^{n \times p}$ (p stand for the number of unknown parameters) is the matrix of known function and $\theta \in \mathbb{R}^p$ is a vector of unknown parameters, or, better say, it is a vector whose values belong to some known compact set and should be estimated through the measurements of the output y . In our particular case, we have $n = 3$, $p = 1$ and $\theta = \alpha$ and therefore the entries of the matrix A are $a_{1,1} = 0$, $a_{1,2} = 1$, $a_{2,1} = 0$ and $a_{3,1} = 0$, the entries of the matrix Ψ are $\psi_{1,1} = 0$ and $\psi_{2,1} = X_1$, whereas the entries of the matrix φ are $\varphi_{1,1} = 0$ and $\varphi_{2,1} = -2\beta$.

The algorithm used here is a special case of that presented in [3], since we do not have a control input and also the unknown Riccati parameter is embedded in the time-dependent

quantity α that is estimated first. We consider the following dynamical system

$$\hat{F} = \begin{cases} \dot{\hat{X}} = A\hat{X} + \varphi(\sigma(\hat{X})) + \Psi(\sigma(\hat{X}))\sigma(\theta) + \Lambda^{-1} [\rho K + \Gamma\Gamma^T C^T] (y - C\hat{X}) \\ \dot{\hat{\theta}} = [\rho^n \Gamma^T C^T] (y - C\hat{X}) \\ \dot{\hat{\Gamma}} = \rho(A - KC)\Gamma + \rho\Psi(\sigma(\hat{X})) , \end{cases}$$

where σ is a saturation function, $\Gamma \in \mathbb{R}^{n \times p}$, K is some vector for which $A - KC$ is a stable matrix, $\Lambda = \text{diag}[1, \rho^{-1}, \dots, \rho^{-(n-1)}]$ and $\rho \in \mathbb{R}_+$ is a constant to be chosen. In [3], it is proven that the dynamical system \hat{F} is a global exponential adaptive observer for the system F , i.e., for any initial conditions $X(t_0)$, $\hat{X}(t_0)$, $\hat{\theta}(t_0)$ and $\forall \theta \in \mathbb{R}^p$, the errors $\hat{X}(t) - X(t)$ and $\hat{\theta}(t) - \theta(t)$ tend to zero exponentially fast when $t \rightarrow \infty$. Consequently, for the free damping motion system, the matrix $A - KC$ have the eigenvalues

$$\begin{aligned} \lambda_1 &= -1/2 k_1 + 1/2 \sqrt{k_1^2 - 4 k_2} \\ \lambda_2 &= -1/2 k_1 - 1/2 \sqrt{k_1^2 - 4 k_2} . \end{aligned}$$

Selecting $k_2 = (1/4) k_1^2$, we get the eigenvalues $\lambda_1 = \lambda_2 = -(1/2) k_1$, and choosing any $k_1 > 0$ we make $A - KC$ a stable matrix. Thus, the explicit non matrix form of the observer given by \hat{F} is the following

$$\begin{aligned} \dot{\hat{X}}_1 &= \hat{X}_2 + (\rho k_1 + \Gamma_1^2) (X_1 - \hat{X}_1) \\ \dot{\hat{X}}_2 &= -2\beta\sigma(\hat{X}_2) + \sigma(\hat{X}_1)\sigma(\hat{\theta}) + \rho \left(\frac{\rho K_1^2}{4} + \Gamma_1 \Gamma_2 \right) (X_1 - \hat{X}_1) \\ \dot{\hat{\theta}} &= \rho^2 \Gamma_1 (X_1 - \hat{X}_1) \\ \dot{\hat{\Gamma}}_1 &= \rho(-k_1 \Gamma_1 + \Gamma_2) \\ \dot{\hat{\Gamma}}_2 &= -\frac{1}{4} \rho k_1^2 \Gamma_1 + \rho \sigma(\hat{X}_1) . \end{aligned}$$

To recover now the value of the parameter γ from the estimated value of α , we solve the following equation for γ

$$\left(\frac{2\gamma^2}{(\gamma t + 1)^2} - \omega_0^2 \right) - \alpha = 0 .$$

The solution reconstructing appropriately the value of γ is given by

$$\gamma = \frac{-t(\alpha t + \beta^2) - \sqrt{2\alpha + 2\beta^2}}{t^2(\alpha + \beta^2) - 2} . \quad (9)$$

Examining the denominator of the latter equation, we can figure out that there is a discontinuity at $t_d = \sqrt{2}/(\alpha + \beta^2)^{\frac{1}{2}}$. In this case, the value of γ can be estimated with very good accuracy until t_d .

With the aim of illustrating the idea proposed here, we will present computer simulations in which we will take always $\rho = 100$ for the constant parameter defining the diagonal matrix Λ . Figures (2) - (5) show the results of numerical simulations for an underdamped case with the following parameters: $\beta = 0.04$, $\gamma = 0.15$, $k = 1.00$, $\omega_0 = 1.00$. In figure (6), we present numerical simulations for the Riccati parameter γ for the overdamped case with $\beta = 1.0$ and $\omega_0 = 0.2$ in the plot (a) and the critical case with $\beta = \omega_0 = 0.1$ in the plot (b). All of the figures demonstrate the performance of the scheme for this particular application.

IV. CONCLUSION

In this work, we have shown that the adaptive observer scheme of Besançon et al is an effective procedure to rebuild the Riccati parameter of the class of damping modes of Rosu and Reyes. Despite the fact that in the estimation algorithm we used an associated time-varying quantity for which the exponential convergence is not guaranteed, we obtain excellent results for the estimates of the unknown constant Riccati parameter. In addition, the scheme provides very good estimates for the unknown states of this class of oscillators for each of the three possible cases.

-
- [1] H.C. Rosu and M.A. Reyes, Phys. Rev. E **57**, 4850 (1998).
 - [2] B. Mielnik, J. Math. Phys. **25**, 3387 (1984).
 - [3] G. Besançon, O. Zhang, and H. Hammouri, in the 6th Int. Fed. Aut. Ctrl. Symposium, Stuttgart Symposium on Nonlinear Control Systems, paper 204 (2004).
 - [4] A.J. Krener and A. Isidori, Systems Control Lett. **3**, 47 (1983).
 - [5] J.P. Gauthier, H. Hammouri, and S. Othaman, IEEE Trans. Aut. Ctrl. **37**, 875 (1992).
 - [6] J.P. Gauthier and G. Bornard, IEEE Trans. Aut. Ctrl. **AC-26**, 922 (1981).
 - [7] J.P. Gauthier and I.A.K. Kupka, Siam J. Control and Optimization **32**, 975 (1994).
 - [8] Q. Zhang, IEEE Trans. Aut. Ctrl. **47**, 525 (2002).

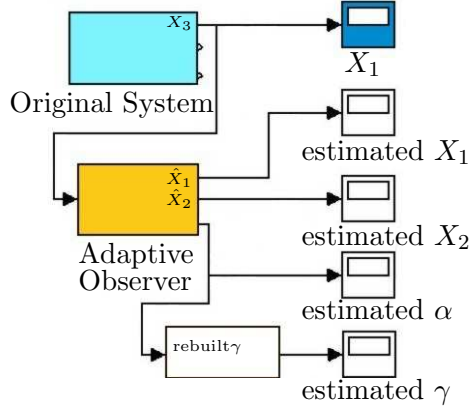


FIG. 1: Schematic representation of the adaptive observer, where the output of the system is the input of the adaptive observer and the outputs of the latter are the rebuilt states and the parameter α from which it is possible to rebuild γ .

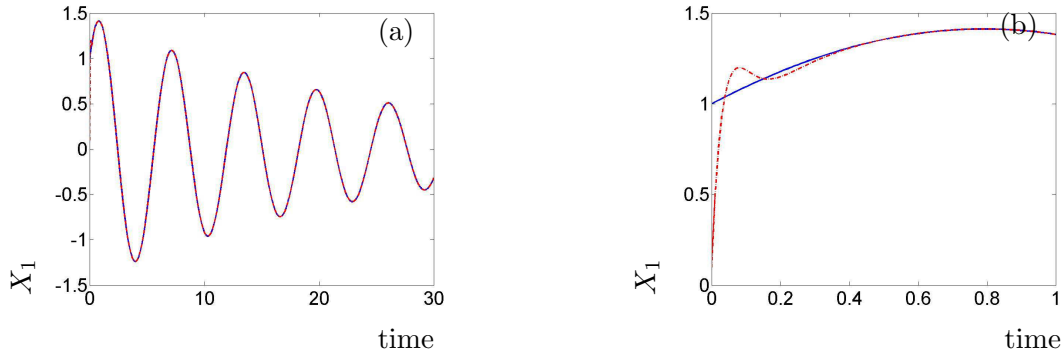


FIG. 2: Numerical simulations for the state X_1 in the underdamping case. In (a) the solid line represents the time evolution of the true state and the dotted line gives the evolution of its estimate. The plot (b) is a detail of the figure (a) to appreciate the variation of \hat{X}_1 in the beginning.

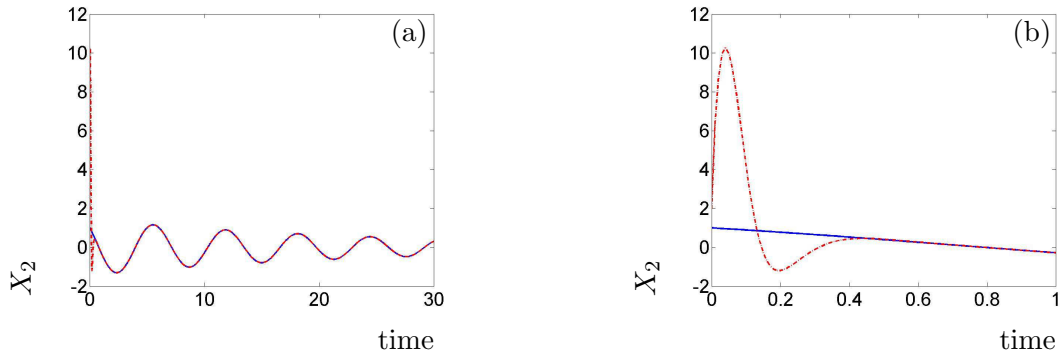


FIG. 3: Numerical simulation for the state X_2 in the underdamping case. In (a) the solid line represents the time evolution of the true state and the dotted line gives the evolution of its estimate. Plot (b) is a detail of (a) to see better the variation of \hat{X}_2 in the beginning.

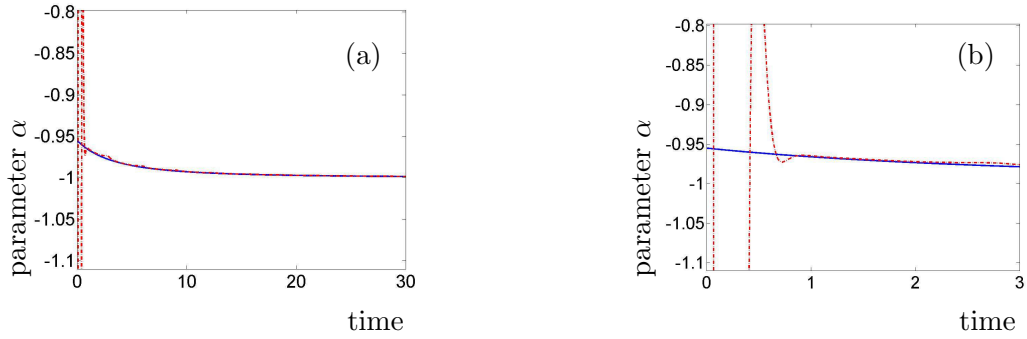


FIG. 4: Numerical simulation for α in the underdamping case. The solid line represents the true value of α and the dotted line gives the estimate. Plot (b) is a detail of (a) to see better the variation of the estimated α in the beginning.

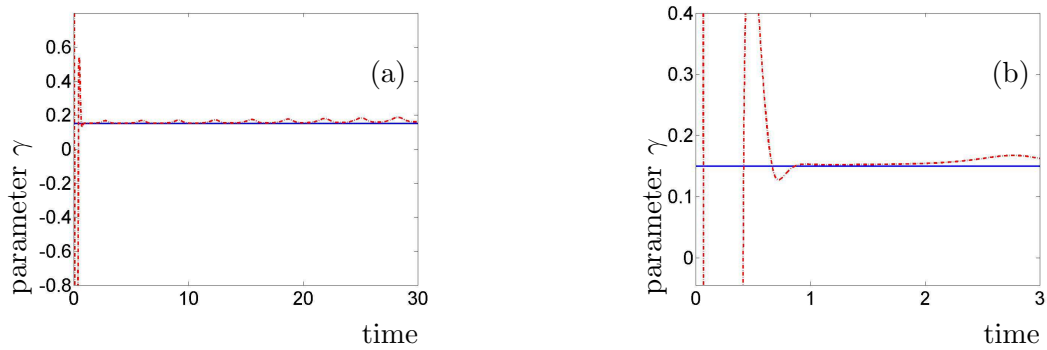


FIG. 5: Numerical simulation for the parameter γ in the underdamping case. The true value of γ is given by the solid line whereas the dotted line gives the estimate. Plot (b) gives the details of (a) near the origin to better see the variation of the estimate of γ .

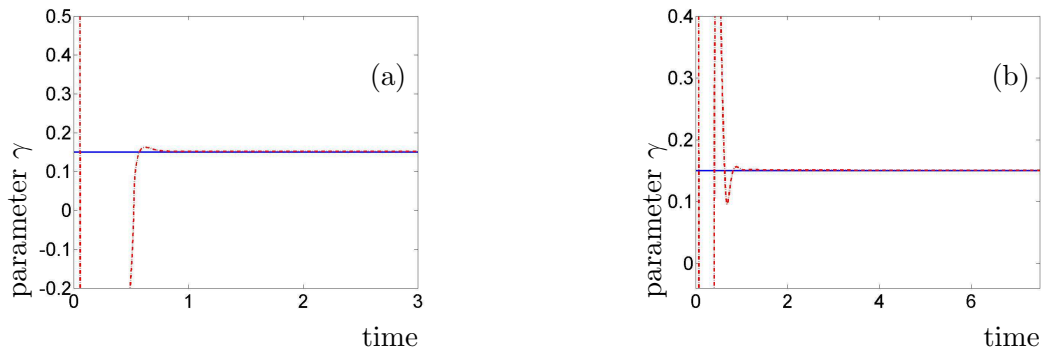


FIG. 6: Numerical simulations for the parameter γ in the overdamped case [plot (a)], and in the critical case [plot (b)]. The solid line gives the true value of γ and the dotted line gives its estimate.