

# SELF-SIMILAR CHAMPAGNE FLOWS IN HII REGIONS

Frank H. Shu

National Tsing Hua University,  
101 Section 2 Kuang Fu Road  
Hsinchu, Taiwan 30013, ROC  
shu@astron.berkeley.edu

Susana Lizano

Instituto de Astronomía, UNAM  
Campus Morelia  
Apdo 3-72 (Xangari)  
58089 Morelia, Michoacán, México  
s.lizano@astrosmo.unam.mx

Daniele Galli

Osservatorio Astrofisico di Arcetri  
Largo Enrico Fermi 5  
I-50125 Firenze, Italy  
galli@arcetri.astro.it

Jorge Cantó

Instituto de Astronomía, UNAM  
Apdo 70-264  
4510 México, D.F., Mexico

Gregory Laughlin

Lick Observatory  
University of California at Santa Cruz  
Santa Cruz, CA 95064  
laugh@ucolick.org

## ABSTRACT

We consider the idealized expansion of an initially self-gravitating, static, singular, isothermal cloud core. For  $t \geq 0$ , the gas is ionized and heated to a higher uniform temperature by the formation of a luminous, but massless, star in its center. The approximation that the mass and gravity of the central star is negligible for the subsequent motion of the HII region holds for distances  $r$

much greater than  $\sim 100$  AU and for the massive cloud cores that give rise to high-mass stars. If the initial ionization and heating is approximated to occur instantaneously at  $t = 0$ , then the subsequent flow (for  $r \gg 100$  AU) caused by the resulting imbalance between self-gravity and thermal pressure is self-similar. Because of the steep density profile ( $\rho \propto r^{-2}$ ), pressure gradients produce a shock front that travels into the cloud, accelerating the gas to supersonic velocities in what has been called the “champagne phase.” The expansion of the inner region at  $t > 0$  is connected to the outer envelope of the now ionized cloud core through this shock whose strength depends on the temperature of the HII gas. In particular, we find a modified Larson-Penston (L-P) type of solution as part of the linear sequence of self-similar champagne outflows. The modification involves the proper insertion of a shock and produces the right behavior at infinity ( $v \rightarrow 0$ ) for an outflow of finite duration, reconciling the long-standing conflict on the correct (inflow or outflow) interpretation for the original L-P solution.

For realistic heating due to a massive young central star which ionizes and heats the gas to  $\sim 10^4$  K, we show that even the self-gravity of the ionized gas of the massive molecular cloud core can be neglected. We then study the self-similar solutions of the expansion of HII regions embedded in molecular clouds characterized by more general power-law density distributions:  $\rho \propto r^{-n}$  with  $3/2 < n < 3$ . In these cases, the shock velocity is an increasing function of the exponent  $n$ , and diverges as  $n \rightarrow 3$ . We show that this happens because the model includes an origin, where the pressure driving the shock diverges because the enclosed heated mass is infinite. Our results imply that the continued photo-evaporation of massive reservoirs of neutral gas (e.g., surrounding disks and/or globules) nearby to the embedded ionizing source is required in order to maintain over a significant timescale the emission measure observed in champagne flows.

*Subject headings:* Hydrodynamics — Molecular Clouds — HII Regions — Stars: Formation

## 1. Introduction

For a spherically symmetric molecular cloud core, initially at rest, the size  $r_S$  of the region that can be ionized, is given by the standard formula (Strömgren 1939):

$$\int_{r_0}^{r_S} n_e n_p \alpha_2 4\pi r^2 dr = \dot{N}_*. \quad (1)$$

Eq. (1) assumes ionization equilibrium and the “on the spot” approximation. In the above,  $n_e$  is the electron density;  $n_p$  is the ion density;  $\alpha_2$  is the recombination coefficient to the second energy level of hydrogen;  $\dot{N}_*$  is the rate of ionizing photons from the star, assumed to be a constant; and  $r_0$  is the radius below which all of the gas in the original cloud core may be considered to have fallen into the center (perhaps via a disk) to make a star of mass  $M_*$ .<sup>1</sup> If the virial velocity (thermal, turbulent, or magnetohydrodynamic) supporting the original (neutral) cloud core before star formation is denoted by  $a_1$ , order of magnitude arguments yields  $r_0 \sim r_1$ , the Bondi-Parker radius of this neutral gas,

$$r_1 \equiv \frac{GM_*}{2a_1^2}. \quad (2)$$

The square of the sound speed in the HII gas  $a_2^2$  is generally appreciably larger than  $a_1^2$ ; thus, the equivalent Bondi-Parker radius of the ionized gas,

$$r_2 \equiv \frac{GM_*}{2a_2^2}, \quad (3)$$

will be considerably smaller than  $r_1$ .

For typical numbers,  $M_* \simeq 25 M_\odot$ ,  $a_1 \simeq 1 \text{ km s}^{-1}$ ,  $a_2 \simeq 10 \text{ km s}^{-1}$ , we have  $r_1 \simeq 10^4 \text{ AU} \gg r_2 \simeq 10^2 \text{ AU}$ , with both  $r_1$  and  $r_2$  much bigger than the physical radius of the star. Much interior to  $r_2$ , the ionized gas will empty into the star (or more likely, into a disk if it has even a slight amount of angular momentum); whereas much exterior to  $r_2$ , the gravitationally unbound HII gas will expand outward, if it has not already reached pressure equilibrium with the surrounding cloud. Since  $r_0 \gg r_2$ , we may henceforth ignore the gravitational field of the star on the flow of the HII region beyond  $r_0$ , although for purposes of making contact with earlier theoretical work, we shall begin by not ignoring the self-gravity of this gas. Since the material inside  $r_0$  of the initial density profile should have fallen into the star, the observed presence of appreciable amounts of ionized gas at intermediate radii,  $\sim 10^3 \text{ AU}$  in typical ultracompact HII regions, is awkward to explain. We defer until §6 the discussion of the special kinds of models that are probably required to explain ultracompact HII regions.

Assume now that the molecular cloud core initially had a power-law distribution of gas density that extends essentially to infinity:

$$\rho(r) = Kr^{-n}. \quad (4)$$

If  $n < 3/2$ , the ultraviolet radiation is trapped within a finite radius  $r_S$ , and the HII region is said to be “ionization bounded” (see Osterbrock 1989). If  $n > 3/2$ , the HII region can

---

<sup>1</sup>In the case when  $\dot{N}_* \propto t^3$ , Newman & Axford (1968) found self-similar solutions for the expansion of an ionization bounded HII region in a uniform HI cloud.

be either ionization bounded or “density bounded.” In the latter case, a finite output of ultraviolet radiation can ionize an infinite volume of gas beyond  $r_0$ . The dividing line between being ionization bounded and density bounded arises when the density constant  $K$  equals a critical value  $K_{\text{cr}}$ :

$$K_{\text{cr}} = 2\mu_i m_H \left[ \frac{(2n-3)r_0^{2n-3} \dot{N}_*}{4\pi\alpha_2} \right]^{1/2}, \quad (5)$$

where  $\mu_i$  is the mean weight per particle of the ionized gas,  $m_H$  is the hydrogen mass, and  $n_p = n_e = \rho/2\mu_i m_H$ .

We wish to compare the value of  $K_{\text{cr}}$  with the value  $K_*$  implied by the assumption that the power law (4) initially extended inward from  $r_0$  as well as outward, but that the part inward of  $r_0$  has fallen into the center (perhaps via a disk) to make a star of mass  $M_*$ :

$$K_* = \frac{(3-n)M_*}{4\pi r_0^{3-n}}. \quad (6)$$

Taking the ratio of eq. (6) to eq. (5), we get

$$\frac{K_*}{K_{\text{cr}}} = \left[ \frac{(3-n)M_*}{2\mu_i m_H} \right] \left[ \frac{\alpha_2}{(2n-3)4\pi r_0^3 \dot{N}_*} \right]^{1/2}. \quad (7)$$

For  $M_* \simeq 25 M_\odot$ ,  $r_0 \simeq 10^4$  AU,  $\dot{N}_* \simeq 10^{49} \text{ s}^{-1}$ ,  $\alpha_2 \simeq 2.6 \times 10^{-13} \text{ cm}^3 \text{ s}^{-1}$ ,  $K_*/K_{\text{cr}} \simeq 23(3-n)/(2n-3)^{1/2}$ .

It is remarkable that factors of such disparate orders of magnitude as the dimensionless quantities in the two square brackets of eq. (7) combine to give a ratio within two orders of unity. Nevertheless, since  $K_*$  represents a rough estimate of  $K$  and  $K_* > K_{\text{cr}}$ , this calculation formally indicates that the HII regions of  $25 M_\odot$  (and lower mass) stars are likely to be ionization bounded, at least initially before any expansion occurs. However, if we assume that  $\dot{N}_*$  scales roughly as  $M_*^3$  (as indicated by the results of Vacca et al. 1996), the expression on the right-hand side scales as  $M_*^{-2}$ , indicating that the HII regions of the most massive O stars may be density bounded from the start, especially if such stars are born in regions with density gradients close to  $n = 3$ . They will then develop champagne flows as follows.

When  $K \sim K_* < K_{\text{cr}}$ , the ionization front (IF) created by the idealized instantaneous appearance of a star at  $t = 0$  rapidly moves to infinity and establishes an isothermal structure with  $T \simeq 10^4$  K. After the passage of the IF, the cloud remains out of mechanical balance and the pressure gradients will produce an expansion of the whole cloud. Due to the density gradient the inner regions expand faster than the outer regions and a shock travels through

the cloud, accelerating the gas to supersonic velocities. This is known as the “champagne phase” (e.g. Bodenheimer, Tenorio-Tagle & Yorke 1979). Franco, Tenorio-Tagle & Bodenheimer (1990; hereafter FTB) studied the evolution of HII regions embedded in molecular clouds with steep density gradients. High spatial resolution infrared and radio recombination line observations toward several sources have found ionized gas accelerating away from the central source in the manner expected of champagne flow models (e.g. Garay et al. 1994; Keto et al. 1995; Lumsden & Hoare 1996; Lebrón et al. 2001). Note that in several of the observed compact HII regions (e.g., 29.96-0.02, G32.80+0.19B, G61.48+0.09B1) the inferred rate of ionizing photons imply excitation by central stars with masses  $M_* > 30M_\odot$ .

Density profiles in massive molecular cores have also been extensively studied observationally (e.g. Garay & Rodríguez 1990; Caselli & Myers 1995; Van der Tak et al. 2000; Hatchell et al. 2000; for a review see Garay & Lizano 1999). Even though the environment is possibly clumpy on scales of tenths of pc, density profiles are well approximated by power laws with  $1 \lesssim n \lesssim 2$ . Theoretical models of the formation of massive stars within dense and massive cores have assumed power law exponents in this range (Osorio et al. 1999; McKee & Tan 2002). Recently, Franco et al. (2000) have argued that radio continuum spectra of ultracompact HII regions indicate initial density gradients with  $2 \lesssim n \lesssim 3$ . Clearly, more observations with high spatial resolution are necessary to reliably establish the density profiles of the sites of massive star formation.

The purpose of this paper is to study by similarity techniques the “champagne phase” of expansion of HII regions with power law density distributions. In §2, we formulate the outflow problem in the case of the singular isothermal sphere (SIS) that has  $\rho \propto r^{-2}$ , including the effect of self-gravity. Tsai & Hsu (1995) found the outflow analogue of the inside-out collapse solution (Shu 1977), but in which the SIS is sent into expansion by an outward propagating shock. In §3 we show that the Tsai & Hsu (1995) solution is actually the limit of a family of outflow solutions when  $(a_1/a_2)^2 \rightarrow 1$  from below. Furthermore, the outflow solution with the particular ratio of  $(a_1/a_2)^2 = 0.75$  corresponds to a piece of the time-reversed Larson-Penston (L-P) collapse solution (Larson 1969; Penston 1969), but with a shock inserted to obtain the correct asymptotic behavior for large distances (or early times). For realistic heating after the passage of an IF, i.e., for realistic values of  $(a_1/a_2)^2 \ll 1$ , we show that the self-gravity of the HII gas can be neglected. In §4 we extend our study to the evolution of champagne flows in the case of density distributions with power law exponents in the range  $3/2 < n < 3$ , neglecting self-gravity. In §5 we find that the self-similar models have a shock propagating at constant velocity into the ionized gas, in good detailed agreement with the models of FTB. In particular, the shock velocity diverges as  $n \rightarrow 3$ . We show that this happens because the formal treatment extends the inner radius of the calculation to the origin. In such a treatment, the mass of driving HII gas diverges when  $n \geq 3$ . We perform

more realistic calculations in such cases that cut holes in the gas distribution for  $r < r_0$ . In §6 we summarize our conclusions, and we discuss the implications of our results for the problem of ultracompact HII regions. Finally, in the appendices we show that, for the scales relevant to molecular cloud cores, the isothermal assumptions for the gas and the shock are valid.

## 2. Governing Equations

Consider a star forming cloud core with the density profile of the SIS

$$\rho(r) = \frac{a_1^2}{2\pi Gr^2}, \quad (8)$$

where  $a_1$  is the sound speed of the cloud at  $t < 0$ . Imagine that at  $t = 0$ , the central star turns on and heats the entire cloud core to a uniform temperature appreciably higher than it had originally (perhaps by the rapid propagation of an ionization front). Let  $a \equiv a_2 > a_1$  be the sound speed corresponding to this new temperature. In order to keep the initial gas density distribution unchanged from  $t = 0^-$  to  $t = 0^+$ , it is convenient to write

$$\rho(r, 0^+) = \frac{\epsilon a^2}{2\pi Gr^2}, \quad (9)$$

where  $\epsilon \equiv (a_1/a)^2 \leq 1$ . The original temperature was appropriate for a self-gravitating SIS, but the new higher temperature makes the same density distribution over-pressured. The gas expands and a shock front propagates through the cloud, setting it into a champagne outflow.

The expansion of self-gravitating champagne flows is governed by the continuity equation,

$$\frac{\partial \rho}{\partial t} + \frac{1}{r^2} \frac{\partial (r^2 \rho u)}{\partial r} = 0, \quad (10)$$

where  $\rho$  is the gas density and  $u$  is the gas velocity, and by the momentum equation,

$$\frac{\partial u}{\partial t} + u \frac{\partial u}{\partial r} = -\frac{a^2}{\rho} \frac{\partial \rho}{\partial r} - \frac{GM}{r^2}, \quad (11)$$

where  $G$  is the gravitational constant and  $M$  is the mass of the gas inside the radius  $r$ . An energy equation is not required since we have assumed an isothermal equation of state  $P = a^2 \rho$ , with shock jumps also occurring isothermally (see Appendix B).

We further simplify the treatment by approximating the central star as a source of light and heat (to keep the gas ionized and warm), but not of mass, and we extend the range of

the flow calculation right into the origin. We justify this cavalier treatment of the complex situation interior to  $r = r_0$  by noting that the first thing all champagne solutions try to establish is a central region of quasi-uniform pressure (see §§3 and 4). All the available ionized mass interior to  $r = r_0$  is homogenized by the high pressure in less than a sound crossing time (because supersonic motions are involved),  $r_0/a$ . Thus, all detail about the structure of the region interior to  $r = r_0$  is lost in a time  $\leq 5 \times 10^3$  yr, which is quite short compared to the duration of interest for champagne flows. Apart from initial transients, then, the evolution of quasi-uniform HII regions of high over-pressure expanding into exterior regions with power-law density profiles should follow the description given by the self-similar treatment of this paper. An exception to this statement arises if the region interior to  $r = r_0$  is a continuous source of additional ionized gas (derived, say, from the *continuous* rather than instantaneous photoevaporation of a circumstellar disk and/or remnant neutral globules). We ignore this exception for the present, but we return to the possibility in §6 when we comment on the problem of ultracompact HII regions.

## 2.1. Similarity assumption

Following Shu (1977) we introduce the similarity variable

$$x = \frac{r}{at}, \quad (12)$$

and we define the reduced density

$$\rho(r, t) = \frac{\alpha(x)}{4\pi Gt^2}, \quad (13)$$

the reduced mass

$$M(r, t) = \frac{a^3 t}{G} m(x), \quad (14)$$

and the reduced velocity

$$u(r, t) = av(x). \quad (15)$$

Substituting these expressions in eq. (10) and (11), one obtains two coupled first order differential equations (ODEs) for the reduced density  $\alpha$  and velocity  $v$

$$[(v-x)^2 - 1] \frac{1}{\alpha} \frac{d\alpha}{dx} = \left[ \alpha - \frac{2}{x}(x-v) \right] (x-v), \quad (16)$$

$$[(v-x)^2 - 1] \frac{dv}{dx} = \left[ (x-v)\alpha - \frac{2}{x} \right] (x-v), \quad (17)$$

while the reduced mass is given by

$$m = x^2 \alpha (x - v). \quad (18)$$

We identify  $t = 0$  as the initial instant and require  $t$ ,  $x$ ,  $m$ ,  $\alpha$  and  $v$  all to be positive. Then, the critical lines where the LHSs and RHSs of eq. (16) and (17) vanish lie on the locus

$$v_c = x_c - 1, \quad \alpha_c = \frac{2}{x_c}. \quad (19)$$

A special case with an analytical solution that passes smoothly through the critical line at  $x_c = 3$  was cited by Whitworth & Summers (1985; eq. [3.5]):

$$\alpha = \frac{2}{3}, \quad v = \frac{2}{3}x. \quad (20)$$

In dimensional form, this is the model for the Einstein-De Sitter universe (in the non-relativistic limit where  $a^2 \ll c^2$  so that we can ignore the contribution of the gas pressure in determining spacetime curvature), with a Hubble “constant” and cosmic mass density given respectively by  $H = 2/(3t)$  and  $\rho = 3H^2/(8\pi G) = 1/(6\pi Gt^2)$ .

In the HII region problem, the reduced central density  $\alpha(0) \equiv \alpha_0$  will not usually be tuned to the specific value  $\alpha_0 = 2/3$  required to make a smooth crossing of the critical line. Even more, the pressure (and density) homogenization of the central regions cannot extend instantaneously to all space because of the existing density gradient at  $t = 0$ . Nevertheless, if we ignore the central star (or more accurately, if we put it back to fill the hole inside  $r_0$ ), the behavior of the Einstein-De Sitter solution is generic for the inner regions of the HII region in that the dimensional central density will decline with time as  $t^{-2}$  because of the expansion of the flow toward the exterior regions of lower pressure and density. Thus, for arbitrary values of  $\alpha_0$ , we must solve eq. (16) and (17) subject to the inner BCs:

$$\alpha = \alpha_0 \quad \text{and} \quad v = 0, \quad \text{at} \quad x = 0. \quad (21)$$

A series expansion near the origin (a regular singular point of eqns. [16] and [17]) now yields

$$\alpha = \alpha_0 + \frac{\alpha_0}{6} \left( \frac{2}{3} - \alpha_0 \right) x^2 + \dots, \quad (22)$$

$$v = \frac{2}{3}x + \frac{1}{45} \left( \frac{2}{3} - \alpha_0 \right) x^3 + \dots \quad (23)$$

The heating of the cloud at  $t = 0$  introduces an imbalance between self-gravity and pressure that will induce the propagation of a shock and an outward subsonic flow of the entire system for  $t > 0$ . We assume isothermal jump conditions

$$(v_u - x_s)(v_d - x_s) = 1, \quad \frac{\alpha_d}{\alpha_u} = (v_u - x_s)^2, \quad (24)$$



where the subscript  $u$  ( $d$ ) indicates the value of the reduced velocity and density upstream (downstream) of the shock and  $x_s$  is the position (and velocity) of the shock in similarity coordinates. From eq. (12) the position and velocity of the shock in physical space are  $r_s = x_s a t$  and  $u_s \equiv dr_s/dt = a x_s$ .

The outer solution to which this shock attaches is given by one of the “plus solutions” of Shu (1977), and it has the asymptotic behavior

$$\alpha \rightarrow \frac{2\epsilon}{x^2}, \quad v \rightarrow \frac{2(1-\epsilon)}{x}, \quad \text{as } x \rightarrow \infty, \quad (25)$$

with  $\epsilon \leq 1$ .

## 2.2. Numerical procedure

We start the numerical integration of the downstream flow at small  $x$ , using the second-order expansions (23) for a given value of  $\alpha_0$ . At each integration point, we apply the isothermal jump conditions and a provisional upstream solution is obtained. A consistent solution is found when the upstream solution, integrated to large  $x$  ( $\sim 10^3$ ), fulfills the asymptotic BCs (25). Thus, for a given  $\alpha_0$  there is a corresponding unique value of  $\epsilon$  such that the full solution satisfies the BCs (21) and (25) and the jump conditions, eq. (24).

## 3. Outflow Solutions for the SIS

By varying the value of  $\alpha_0$ , we obtain a family of outflow solutions. For increasing values of  $\alpha_0$ , the shock velocity and shock strength decrease, and the shock attaches to outer solutions characterized by increasing values of  $\epsilon \leq 1$ . Figure 1 shows the reduced velocity  $v$  and density  $\alpha$  versus  $x$  for  $\alpha_0 = 2/3, 1, 1.67, 4$ , and  $7.90$ , corresponding to  $\epsilon = 0.545, 0.640, 0.755, 0.916$ , and  $1$ .

### 3.1. The Tsai & Hsu solution

There is a maximum value  $\alpha_0 = 7.90$  which corresponds to the solution that attaches upstream to the static unperturbed SIS solution with  $\epsilon = 1$  (thick solid lines in Figure 1). In this case the shock moves at  $u_s = 1.34a$ , setting the unperturbed SIS into motion. Since  $\epsilon = 1$ , the temperature of the cloud has not changed at  $t = 0$ . Thus, the shock is driven by an infinitesimal pressure pulse at the origin and acquires finite strength as it races down a

density gradient. This self-similar solution, found first by Tsai & Hsu (1995), is the outflow counterpart of the “expansion wave solution” (Shu 1977) for the collapse of the SIS, but now the SIS is sent into expansion by an outwardly propagating shock. Thus, the SIS is unstable not only to self-similar “inside-out collapse” but also to “inside-out expansion” (Tsai & Hsu 1995). (Of course, physically, there is no reason to expect a perturbational heating of the cloud core without having, first, inward collapse to form a central star.) This special outflow solution is the limit of such solutions as  $\epsilon \rightarrow 1$ .

### 3.2. The Larson-Penston solution

For the particular value  $\alpha_0 = 1.67$  the flow downstream from the shockfront is coincident with a time reversed piece of the L-P solution originally proposed to describe infall. Without introducing a shock, the L-P solution crosses smoothly the critical lines at  $x_c = 2.34$  (dotted lines in Figure 1), the reduced density being tangent to the critical line, and achieves the asymptotic behavior

$$\alpha \rightarrow \frac{8.85}{x^2} \quad \text{and} \quad v \rightarrow 3.28, \quad \text{for} \quad x \rightarrow \infty. \quad (26)$$

The L-P solution is represented by dashed lines in Figure 1. In contrast, our outflow solution has a shock at  $x_s = 1.80$  and has the asymptotic behavior

$$\alpha \rightarrow \frac{1.50}{x^2} \quad \text{and} \quad v \rightarrow 0, \quad \text{for} \quad x \rightarrow \infty, \quad (27)$$

which is less dense than the SIS at large  $x$ , as appropriate for an outflow solution. In fact, as discussed by Shu (1977) the time reversed L-P solution does not represent a proper wind solution, precisely because it is overdense at large radii with respect to the hydrostatic SIS.

### 3.3. The Einstein-De Sitter solution

For the special case  $\alpha_0 = 2/3$ , the solution interior to the shockwave at  $x_s = 2.06$  is the Newtonian analogue to an Einstein-De Sitter ( $\Omega = 1$ ) universe. The pressure (and density, for an isothermal gas) homogenization of the interior is perfect in this case, and Hubble’s law of expansion is also exactly satisfied before the gas flow reaches the radius  $r = x_s at$ . Upstream from the shock front, the flow corresponds to a breeze (see next subsection) blowing slowly through an  $\epsilon = 0.545$  singular isothermal sphere. Notice that this use of the Einstein-De Sitter interior solution (connection to an exterior solution via a shockwave) differs from that shown in Fig. 1 of Hennebelle (2001) (connection via a weak discontinuity).

Unlike its cosmological application, the Einstein-De Sitter (inner) solution represents nothing special in the problem of the self-similar isothermal expansion of self-gravitating HII regions. It merely demarcates the case (see Table 1) when the post-shock density  $\alpha_d$  switches from values lower than the central level  $\alpha_0$  (for  $\alpha_0 > 2/3$ ) to values higher than the central level (for  $\alpha_0 < 2/3$ ). This switch occurs with increasing heating of the HII gas relative to its neutral precursor (smaller values of  $\epsilon \equiv [a_1/a_2]^2$ ). With weak heating, running down a density gradient established by the self-gravitating equilibrium of the pre-ionization state and modified by a slowly blowing, upstream breeze counts for more than compression of this gas by a relatively weak shockwave. With strong heating, shockwave compression gains in the competition relative to farther propagation into regions of lower density.

### 3.4. General Behavior

With the exception of the “inside-out expansion” solution of Tsai & Hsu (1995), the upstream flows have  $v_u > 0$ . This is due to the mechanical imbalance following the heating of the cloud at  $t = 0$  causing the gas to expand subsonically before the shock arrives. Such subsonic behavior is characteristic of a “breeze” solution in the nomenclature of the solar-wind literature, and we have referred to it as such. We note, however, that the arrival of the shockwave pushes the breeze into supersonic expansion relative to the origin. The strength of the shock and the value of  $v_u$  depend on the new temperature of the cloud at  $t = 0^+$ . Table 1 summarizes the results for the self-similar models with different values of the central density  $\alpha_0$ . The columns are: 1) the value of  $\alpha_0$ ; 2) the parameter  $\epsilon$  of the upstream solution; 3) the position of the shock,  $x_s$ ; 4) the post-shock velocity  $v_d$ ; 5) the post-shock density  $\alpha_d$ ; 5) the pre-shock velocity  $v_u$ ; and 6) the pre-shock density  $\alpha_u$ . The entries in this table are approximated to three significant figures. The rounding-off error affects the fulfillment of the jump conditions at the level of  $\lesssim 2\%$ , a sufficient accuracy for practical applications.

### 3.5. The limit $\epsilon \rightarrow 0$

As discussed in § 2, when the cloud core is heated instantaneously at  $t = 0$ , the value of  $\epsilon$  must be chosen for  $t = 0^+$  so that the physical density  $\rho(r, 0)$  remains unchanged. For a cloud heated by the passage of an ionization front when a massive star turns on in the center of the core, one expects the equivalent thermal speed to increase from  $a_1 \simeq 1 \text{ km s}^{-1}$  to  $a \simeq 10 \text{ km s}^{-1}$ . Thus, the value of  $\epsilon$  for the upstream flow should be quite small,  $\epsilon \simeq 10^{-2}$ . Since the equilibrium configuration of the cloud has  $\epsilon = 1$  for  $t < 0$ , the condition  $\epsilon \ll 1$  implies that self-gravity is not very important in the subsequent evolution of the cloud for

$t > 0$ .

We find that as  $\epsilon \rightarrow 0$ , the reduced velocity  $v$  converges to an invariant solution with the fastest and strongest shock. Table 1 shows that most flow properties have converged pretty much to their limiting values when  $\epsilon \simeq 10^{-2}$ . The only formal exception is the reduced density, which converges to a shape invariant solution that scales as  $\alpha_0 \rightarrow 0.47\epsilon$ . Thus, in the limit  $\epsilon \rightarrow 0$ , we find it convenient to re-scale the density as

$$R(x) = \frac{x^2\alpha(x)}{2\epsilon}. \quad (28)$$

The physical density for  $t > 0$  in term of  $R$  is given now by

$$\rho(r, t) = \frac{\epsilon a^2}{2\pi G r^2} R(x). \quad (29)$$

Comparison with eq. (9) shows that  $R = 1$  at  $t = 0^+$ .

The upper panel of Figure 2 shows the reduced velocity  $v$  in the limit  $\epsilon = 0$ . The position of the shock front is at  $x_s = 2.56$  and the upstream reduced velocity, due to the cloud general expansion, is  $v_u = 1.02$ . The dotted line shows the locus of the critical line eq. (19). The lower panel of Figure 2 shows the reduced density  $R$ . The dashed line shows the function  $R = 3(x/x_s)^2$ , which corresponds (see eq. [29]) to a region of uniform but steadily decreasing density,

$$\rho(t) \simeq \left(\frac{3}{x_s^2}\right) \frac{\epsilon a^2}{2\pi G t^2}, \quad (30)$$

given by spreading the original gaseous mass interior to  $r_s = x_s a t$  evenly over the enclosed spherical volume. Except for a slight increase of  $R$  from its average interior value of 3 to the postshock value  $R_d = 3.20$  just downstream from the shockfront at  $x = x_s$ , Figure 2 shows that the high gaseous pressure does a fairly good job of ironing out pressure differences in the interior volume.

In summary, for a density distribution in mechanical equilibrium at  $t < 0$ , which comes out of balance at  $t = 0^+$  because it has been heated suddenly to a temperature much higher than the original value, one expects that the effects of self-gravity can be neglected with respect to thermal pressure. In this limit where  $\epsilon \rightarrow 0$ , we verify explicitly that the self-similar solution converges to a unique solution, equivalent to the gravitationless case,  $G = 0$ . Thus, in the next section we will formulate the problem of self-similar champagne flow solutions for power laws of the gas density distribution different from  $n = 2$  also in the limit of negligible self-gravity .

#### 4. Generalized Formulation Ignoring Self-Gravity of the Ionized Gas

In this section we discuss the champagne flows associated with generalized power-law density-profiles with  $\rho \propto r^{-n}$  in the limit where the self-gravity of the cloud can be neglected. For  $t < 0$ , these density profiles result from equilibrium between the self-gravity of the cloud core and other forces in addition to thermal pressure (see e.g. discussion on polytropic clouds in Galli et al. 1999). We assume that, after heating at  $t = 0$ , thermal pressure will dominate over such forces in the evolution of the cloud. The governing equations are given by eq. (10) and (11) setting  $G = 0$ . We choose the same self-similar variable and reduced velocity defined by eq. (12) and (14) but we generalize the density profile of eq. (4) as

$$\rho(r, t) = \frac{K}{r^n} R(x). \quad (31)$$

The nondimensional equations are

$$[(v - x)^2 - 1] \frac{dR}{dx} = \frac{R}{x} [v(v - x)(n - 2) - n], \quad (32)$$

$$[(v - x)^2 - 1] \frac{dv}{dx} = \frac{2v}{x} - n. \quad (33)$$

For  $x \rightarrow \infty$  the boundary conditions are  $v \rightarrow 0$  and  $R \rightarrow 1$ . Then, the asymptotic expansions are

$$v \rightarrow \frac{n}{x} \quad \text{and} \quad R \rightarrow 1 + \frac{n(n-1)}{2x^2} \quad \text{for} \quad x \rightarrow \infty. \quad (34)$$

At the origin,

$$v \rightarrow \frac{n}{3}x \quad \text{and} \quad R \propto x^n \quad \text{for} \quad x \rightarrow 0. \quad (35)$$

This boundary condition on  $R$  implies that as  $r \rightarrow 0$  the density is uniform and is only a function of time  $\rho \propto t^{-n}$ . This is the expected behavior of the central zone of the HII region, where the sound crossing time is smaller than the expansion time.

We apply the isothermal jump conditions (24) to connect the upstream and downstream solutions. Since the equation for the reduced velocity is now decoupled from the equation for the reduced density, a simple way to find the position of the shock front,  $x_s$ , is to integrate numerically eq. (33) outward from  $x = 0$ , and integrate inward from a large  $x$ . We check every point of the downstream solution until the jump condition in the velocity (24) is fulfilled.

Once the reduced velocity  $v$  is known, the density equation (32) can be integrated as

$$R(x) = R_b \exp \int_{x_b}^x \frac{1}{x'} \frac{[v(v - x')(n - 2) - n]}{[(v - x')^2 - 1]} dx'. \quad (36)$$

For the outer solution,  $x_b = \infty$  and  $R_b = 1$ . For the inner solution,  $x_b = x_s$  and  $R_b = R_d$ , where  $R_d$  is the downstream reduced density evaluated from the jump condition (24).

Before proceeding to discuss the self-similar champagne flows, let us examine the case  $n = 3$ . In this case, eq. (32) and (33) have the analytic solution  $R = Cx^3$  and  $v = x$ , where  $C$  is an arbitrary constant. The jump conditions eq. (24) imply that  $x_s \rightarrow \infty$  as  $v_d \rightarrow x$ . Thus, in spatial coordinates the shock front,  $r_s = x_s at$ , and the shock velocity,  $u_s = ax_s$ , go to infinity.

In dimensional variables, the analytic solution for the case  $n = 3$  simply corresponds to a Hubble flow in a  $\Omega = 0$  universe:  $u = r/t$ ,  $\rho \propto t^{-3}$ . The propagation of the shockwave to infinity leaves behind it an expanding HII region of uniform but ever decreasing density that looks like a *Little Bang*. We will discuss below the physical meaning (or lack of it) of this remarkable result.

## 5. Outflow Solutions for Different Gradients

The nongravitating case for  $n = 2$  was shown in Figure 2. Figure 3 show the analogous reduced velocity  $v$  and density  $R$  for  $n = 2.99$ . The dotted line in the upper panel corresponds to the critical line. In this case the shock front is at  $x_s = 19.25$ . This number is also the velocity of the shockwave relative to the isothermal speed of sound of the HII region. In contrast, the pre-shock velocity of the gas (relative to the origin) is only  $v_u = 0.16$ , because at a given spatial position there is less time for the cloud to expand before the shock arrives. The reduced density  $R$  in the lower panel has a correspondingly large post-shock density increase. The dashed line shows the function

$$R = \left( \frac{3}{3-n} \right) \left( \frac{x}{x_s} \right)^n, \quad (37)$$

given by spreading the original gaseous mass interior to  $r_s = x_s at$  evenly over the enclosed spherical volume. Figure 3 shows that the shock dynamics raises the immediate downstream value from the average expectation  $3/(3-n) = 300$  at  $x = x_s$  to the actual postshock value  $R_d = 368$ .

Table 2 summarizes the results for the self-similar models with different exponents  $n$  in the density profile. The columns are: 1) the exponent  $n$ ; 2) the position of the shock,  $x_s$ ; 3) the post-shock velocity  $v_d$ ; 4) the post-shock density  $R_d$ ; 5) the pre-shock velocity  $v_u$ ; and 6) the pre-shock density  $R_u$ . One can see that  $x_s$  increases as  $n \rightarrow 3$ .

Figure 4 shows the comparison of our self-similar solutions with the numerical results obtained by FTB in the case  $n = 1.7$ . We converted the values of the velocity and density

calculated by FTB at  $t = 1.72 \times 10^5$  yr (see their Figure 3c) into our self-similar variables (eq. 12, 15 and 31) using their values of the sound speed and their normalization for the density profile. Figure 4 shows the excellent agreement between their numerical simulation and our similarity calculation.

### 5.1. Analytic Approximation

Following FTB we compare the results of the self-similar champagne flows with a simple analytic approximation. Assume that the pressure driving the shock is uniform,

$$P(t) = a^2 \bar{\rho}(t), \quad (38)$$

where  $\bar{\rho}(t)$  is the mean density at a given time, i.e.

$$\bar{\rho}(t) = \frac{\int_0^{r_s} 4\pi r^2 \rho(r, t) dr}{\int_0^{r_s} 4\pi r^2 dr} = \left( \frac{3}{3-n} \right) \rho[r_s(t)] \quad \text{with } n < 3, \quad (39)$$

where  $r_s(t)$  is the instantaneous position of the shock front. This must be equal to the (strong shock) post-shock pressure given by

$$P(t) = (u_s - u_u)^2 \rho[r_s(t)], \quad (40)$$

where  $u_u$  is the upstream velocity at the position of the shock front. Equating these two pressures, one obtains

$$x_s = \frac{u_s}{a} = \sqrt{\frac{3}{3-n}} + \frac{u_u}{a}, \quad (41)$$

which is equivalent to eq. (24) of FTB when  $u_u = a$ . Eq. (41) diverges as  $n \rightarrow 3$  because, in this limit, the mass inside any radius diverges if the origin is included (eq. 39).

Figure 4 shows  $\log(x_s)$  vs.  $n$  for the self-similar models. The long dashed line corresponds to eq. (41) where we have used  $u_u = a$  (as FTB). The dotted line instead is eq. (41) with  $u_u = 0$ . The difference is due, in part, to the pressure driving the shock being not exactly uniform as was assumed in the approximation above. The deviation from uniform density was commented upon in §§3 and 5 when we discussed the approximate nature of the fits provided by the dashed lines in the lower panels of Figures 2 and 3.

To avoid the divergence at the origin, one could integrate from the radius of influence  $r_0$  (or include a uniform core as considered by FTB). In that case, the density can be evaluated for all  $n$  and is given by

$$\bar{\rho}(t) = f[r_s(t)] \rho[r_s(t)], \quad (42)$$

where

$$f[r_s(t)] = \begin{cases} \frac{3}{3-n} \frac{1}{\Omega} \left(1 - [r_0/r_s(t)]^{3-n}\right) & \text{if } n \neq 3 \\ \frac{1}{\Omega} \ln [r_s(t)/r_0]^3 & \text{if } n = 3 \end{cases} \quad (43)$$

and  $\Omega = 1 - [r_0/r_s(t)]^3$  is a volume factor. The shock velocity is then

$$u_s = a\sqrt{f[r_s(t)]} + u_u. \quad (44)$$

For  $n < 3$ ,  $f(r_s) \rightarrow 3/(3-n)$  when  $r_s \gg r_0$ ; thus, the shock reaches the asymptotic constant value given by eq. (41). For the case  $n \geq 3$ , the shock accelerates to  $\infty$  as  $r_s \rightarrow \infty$ . The latter divergence arises only because a shockwave of finite outward momentum is allowed to run into spherical shells of ever decreasing mass.

Finally, as discussed in Appendix A and B, even though the expansion velocities become very large as  $n \rightarrow 3$ , adiabatic cooling never offsets photoionization heating and the gas remains isothermal. We also show that for the scales of interest in molecular clouds, even if the shock velocity becomes large, the assumption of an isothermal shock remains valid.

## 6. Discussion

Compact HII regions with velocity gradients indicative of champagne flows are characterized by values of the emission measure (EM) in the range  $10^6 \text{ cm}^{-6} \text{ pc} \lesssim \text{EM} \lesssim 10^8 \text{ cm}^{-6} \text{ pc}$  (e.g. Garay et al. 1994). The results of FTB and the self-similar models presented here show that when a molecular core is ionized and heated out of equilibrium, steep density gradients characteristic of star-forming regions produce shocks that travel at constant velocity and accelerate the ionized gas to supersonic speeds. This phase of supersonic expansion of the ionized gas poses a lifetime problem for champagne flows, more severe than the one pointed out by Wood & Churchwell (1989) in the case of ultracompact HII regions.

The emission measure of the self-similar models presented here at time  $t = 0^+$ , just after ionization of the cloud core is

$$\text{EM}_0 \equiv \int_{r_0}^{\infty} n_e n_p dr = \left(\frac{1}{2n-1}\right) \left(\frac{K}{2\mu_i m_H}\right)^2 r_0^{1-2n}. \quad (45)$$

As we discussed in § 1, if  $K < K_{\text{cr}}$  the HII region is density bounded and therefore able to develop a champagne flow. With  $K_{\text{cr}}$  defined by eq. (5), and our fiducial values of the physical parameters for a  $25 M_{\odot}$  star, this condition results in the following upper limit on the EM:

$$\text{EM}_0 < \left(\frac{2n-3}{2n-1}\right) \frac{\dot{N}_*}{4\pi\alpha_2 r_0^2} \sim 4 \times 10^7 \text{ cm}^{-6} \text{ pc}, \quad (46)$$



in the middle of the range indicated by the observations. However, inserting the expression of  $\rho(r, t)$  given by eq. (31) into the eq. (45), one easily obtains  $EM(t) \propto t^{1-2n}$  for  $t \gg r_0/a$ . Thus, the expansion of the champagne flows results in a rapid decrease of the emission measure, and in a short time the source fades away from observational classification as a compact HII region. Inclusion of the effects of a fast stellar wind would only exacerbate the situation.

These estimates show that a continuous source of ionized mass is required to keep up the density of the expanding champagne flow. Photoevaporation of circumstellar disks (Hollenbach et al. 1994; Richling & Yorke 1997) or mass loading by the photoevaporation and/or hydrodynamic ablation of remnant neutral globules surrounding the central star (e.g. Lizano et al. 1996; Redman et al. 1996) are natural solutions to maintain the high observed emission measures in champagne flows and, in general, in ultracompact HII regions. In particular, proplyds in Orion, sites of low mass star formation, are known to have appreciable mass loss rates that can mass load the stellar wind (Störzer & Hollenbach 2000; García-Arredondo et al. 2002). Revealed O and B stars show a lower frequency of surrounding disks than stars of spectral type A and later (Natta et al. 2000; Lada et al. 2000), suggestive of a picture where the disks are photoevaporated during an earlier phase of evolution, perhaps as ultracompact HII regions. As a first attempt to model quasi-spherical ultracompact HII regions on this basis, it would be interesting to extend the methods of this paper to include a continuous source of ionized gas (due to photoevaporation of a disk or neutral globules into a mass-loaded stellar wind) that emanates at a prescribed rate and speed from the origin.

## 7. Conclusions

We have obtained self-similar champagne flow solutions for the expansion of power law gas density distributions after the gas has been uniformly heated out of mechanical equilibrium by the birth of a star at the center of a molecular cloud core. These solutions attach via a shock to upstream breeze solutions.

In the case of the isothermal sphere with  $\rho \propto r^{-2}$ , the “inside-out expansion” found by Tsai & Hsu (1995) is the limit of the family of self-similar outflow solutions when the sound speed  $a_2$  of the HII region is the same as the sound speed  $a_1$  of the original molecular cloud core. The case  $(a_1/a_2)^2 = 1$  must include the effect of the self-gravity of the gas, and the outflow solution then attaches to the unperturbed static SIS upstream of the shock. Another member of this family, for  $(a_1/a_2)^2 = 0.75$ , is a time reversed piece of the L-P collapse solution, with a shock allowing the upstream solution to have a correct outflow

(breeze) asymptotic behavior.

For the high values of the gas temperature expected after the passage of an ionization front,  $(a_1/a_2)^2 \ll 1$ , and the self-gravity of the gas can be neglected. The solution then approaches a shape invariant form. In the approximation that the self-gravity of the ionized gas can be ignored, we computed the self-similar champagne flows of HII regions formed in molecular clouds characterized by power law density distributions with exponents  $3/2 < n < 3$ . These self-similar solutions behave as in the numerical models of FTB: in the “champagne phase” a shock moves with a constant speed into the ionized medium with a shock speed that increases with increasing density gradient. The speed of the shock diverges as  $n \rightarrow 3$  because the mass of the driving gaseous piston diverges, if the origin is included. Instead, if the origin is excluded, the shock front velocity reaches an asymptotic constant value for  $n < 3$ . For  $n \geq 3$  the shock accelerates to infinite velocity as  $r_s \rightarrow \infty$ , but only because finite outward momentum is inputted into spherical shells of ever decreasing mass. These results may help explain astrophysical champagne flows where expansion velocities are seen that are considerably larger than the sound speed  $a_2 \simeq 10 \text{ km s}^{-1}$  associated with conventional HII regions. (Driving by fast stellar winds may contribute to the perceived motions.) Despite the large expansion velocities produced in the case of the steepest pressure gradients ( $n \rightarrow 3$ ), we show in the appendices that the isothermal assumption for the gas and for the shock are valid for the scales of interest in molecular clouds.

The supersonic expansion of the ionized gas creates a severe lifetime problem for champagne flows. A natural solution is the photoevaporation of circumstellar disks and/or remnant neutral globules which would help maintain the high observed emission measures in these sources.

We thank Luis Rodríguez, Malcolm Walmsley and Frank Wilkin for useful comments on the manuscript. F. S. acknowledges support in the United States from the NSF and NASA, and in Taiwan from the National Science Council. S. L. and J. C. acknowledge support from DGAPA/UNAM and CONACyT. D. G. acknowledges support from grant COFIN-2000 and warm hospitality from the Instituto de Astronomía, UNAM in Morelia.

### A. Adiabatic Cooling vs. Photoionization Heating

For an expanding nebula, the equilibrium temperature is given by the balance between photoionization heating  $\Gamma_{\text{ph}}$  and radiative cooling  $\Lambda_{\text{rad}}$  and adiabatic cooling  $\Lambda_{\text{ad}}$ .

We can estimate when adiabatic cooling becomes important by setting

$$\Gamma_{\text{ph}} = \Lambda_{\text{ad}}. \quad (\text{A1})$$

Assuming ionization equilibrium and the “on the spot” approximation,  $\Gamma_{\text{ph}}$  is given by

$$\Gamma_{\text{ph}} \simeq n_e n_p \alpha_2 \frac{3}{2} k T_*, \quad (\text{A2})$$

where  $T_*$  is the stellar temperature (e.g. Osterbrock 1989). The rate of adiabatic cooling (for a constant mass) is given by

$$\Lambda_{\text{ad}} = \frac{P}{V} \frac{dV}{dt} = a^2 \left| \frac{d\bar{\rho}}{dt} \right|. \quad (\text{A3})$$

Then, the condition for adiabatic cooling to win over photoionization heating can be written as

$$\frac{t_{\text{rec}}}{t_\rho} \geq \frac{3 T_*}{4 T}, \quad (\text{A4})$$

where  $t_{\text{rec}} \equiv 1/n_e \alpha_2$  is the recombination timescale, and  $t_\rho \equiv \bar{\rho}/|d\bar{\rho}/dt|$  is the timescale for the decrease in the density.

Taking  $T_*/T \simeq 4$ , the critical ratio of timescales is

$$\frac{t_{\text{rec}}}{t_\rho} \simeq 3. \quad (\text{A5})$$

On the other hand, using eq. (31) and (39) this ratio can be written as

$$\frac{t_{\text{rec}}}{t_\rho} = 2n \left( \frac{3-n}{3} \right) \frac{\mu_i m_H a}{K \alpha_2} x_s r_s^{n-1}. \quad (\text{A6})$$

Using the critical value for the ratio of timescales (A5), one can solve this equation for a critical radius  $r_{\text{cr}}$  beyond which the isothermal assumption breaks down. For convenience, one can write the density constant in eq. (4) as  $K = \mu m_H n_0 r_0^n$ , where  $\mu$  is the mean molecular weight and  $n_0$  is the number density at the distance  $r_0$ . Then, the critical radius can be written as

$$r_{\text{cr}} = r_0 \left[ \frac{\alpha_2 \mu n_0 r_0}{2 \mu_i a x_s} \left( \frac{3}{3-n} \right) \left( \frac{3}{n} \right) \right]^{1/(n-1)}, \quad (\text{A7})$$

Finally, for  $\alpha_2 \simeq 2.6 \times 10^{-13} \text{ cm}^3 \text{ s}^{-1}$  and the fiducial parameters  $n_0 \simeq 10^4 \text{ cm}^{-3}$   $r_0 \simeq 10^4$  AU,  $a \simeq 10 \text{ km s}^{-1}$ , and  $\mu \simeq 2$ , typical of massive molecular cloud cores, the critical radius becomes

$$r_{\text{cr}} \simeq r_0 \left[ 780 \left( \frac{3}{3-n} \right)^{1/2} \left( \frac{3}{n} \right) \right]^{1/(n-1)}, \quad (\text{A8})$$

where we used eq. (41) with  $u_u = 0$  to obtain the last expression.

This critical radius is large compared to  $r_0$  and the sizes of molecular cloud cores where the stars are formed. Thus, adiabatic cooling never dominates over photoionization heating and the assumption of an isothermal gas is justified.

## B. Isothermal Shock

We now examine the assumption that the shock is isothermal in the case when the shock speed is large ( $n \rightarrow 3$ ). The post shock temperature is

$$T_d \simeq \frac{3}{16} \frac{\mu_i m_H}{k} u_s^2 = 1.2 \times 10^3 \left( \frac{u_s}{10 \text{ km s}^{-1}} \right)^2 \text{ K.} \quad (\text{B1})$$

For large shock velocities the gas behind the shock will not be able to cool efficiently, thus the cooling time may become larger than the expansion time,  $t_{\text{cool}} > t_{\text{exp}} = r_s/u_s$ , and the shock may become energy conserving.

The expansion time is

$$t_{\text{exp}} = 1.5 \times 10^{11} \left( \frac{r}{10^4 \text{ AU}} \right) \left( \frac{u_s}{10 \text{ km s}^{-1}} \right)^{-1} \text{ s.} \quad (\text{B2})$$

The cooling time is given by

$$t_{\text{cool}} = \frac{3}{2} \frac{kT_d}{n_d \Lambda_{\text{rad}}}, \quad (\text{B3})$$

where  $T_d$  is the gas post-shock temperature,  $n_d$  is the gas post-shock number density and  $\Lambda_{\text{rad}}$  is the cooling function (in  $\text{erg cm}^3 \text{ s}^{-1}$ ). Substituting the post-shock temperature (B1), using eq. (24) for the post-shock density and assuming that the upstream flow is at rest, the cooling time can be rewritten as

$$\begin{aligned} t_{\text{cool}} &= \frac{9 \mu_i^2 m_H a^2}{32 \mu} \frac{1}{n_0 \Lambda_{\text{rad}}} \left( \frac{r_s}{r_0} \right)^n \\ &\simeq 1.4 \times 10^4 \left( \frac{\Lambda_{\text{rad}}}{10^{-23} \text{ erg cm}^3 \text{ s}^{-1}} \right)^{-1} \left( \frac{r_s}{10^4 \text{ AU}} \right)^n \text{ s,} \end{aligned} \quad (\text{B4})$$

where we have again used the expression for  $K$  defined in Appendix A.

Thus, the ratio is

$$\frac{t_{\text{cool}}}{t_{\text{exp}}} \simeq 10^{-7} \left( \frac{\Lambda_{\text{rad}}}{10^{-23} \text{ erg cm}^3 \text{ s}^{-1}} \right)^{-1} \left( \frac{r_s}{10^4 \text{ AU}} \right)^{n-1} \left( \frac{u_s}{10 \text{ km s}^{-1}} \right). \quad (\text{B5})$$

This equation is expressed in terms of typical values of the cooling function (e.g. Dalgarno & McCray 1972) and shows that the ratio of cooling time to expansion time is small. Thus, the assumption of an isothermal shock will remain valid for the scales relevant in molecular clouds.

## REFERENCES

- Bodenheimer, P., Tenorio-Tagle, G., & Yorke, P. 1979, *ApJ*, 233, 85
- Caselli, P., & Myers, P. 1995, *ApJ*, 446, 665
- Dalgarno, A., & McCray, R. A. 1972, *ARA&A*, 10, 375
- Franco, J., Kurtz, S., Hofner, P., & Testi, L. 2000, *ApJ*, L143
- Franco, J., Tenorio-Tagle, G., & Bodenheimer, P. 1990, *ApJ*, 349, 126 (FTB)
- Galli, D., Lizano, S., Li, Z.-Y., Adams, F. C., & Shu, F. H. 1999, *ApJ*, 521, 630
- Garay, G., & Lizano, S. 1999, *PASP*, 111, 1049
- Garay, G., Lizano, S., & Gómez, Y. 1994, *ApJ*, 429, 268
- Garay, G., & Rodríguez, L. F. 1990, *ApJ*, 362, 191
- García-Arredondo, F., Arthur, J., & Henney, W. 2002, *Rev. Mex. Astron. Astrof.*, 38, 51
- Hatchell, J., Fuller, G. A., Millar, T. J., Thompson, M. A., & Macdonald, G. H. 2000, *A&A*, 357, 637
- Hennebelle, P. 2001, *A&A*, 378, 214
- Hunter, C. 1977, *ApJ*, 218, 834
- Hollenbach, D., Johnstone, D., Lizano, S., & Shu, F. H. 1994, *ApJ*, 428, 654
- Keto, E. R., Welch, W. J., Reid, M. J., & Ho, P. T. P. 1995, *ApJ*, 444, 765
- Lada, C. J., Muench, A. A., Haisch, K. E., Lada, E., Alves, J. F., Tollestrup, E. V., & Willner, S. P. 2000, *AJ*, 120, 3162
- Larson, R. B. 1969, *MNRAS*, 145, 271
- Lebrón, M., Rodríguez, L. F., & Lizano, S. 2001, *ApJ*, 560, 806

- Lizano, S., Cantó, J., Garay, G., & Hollenbach, D. 1996, *ApJ*, 739
- Lumsden, S. L., & Hoare, M. G. 1996, *ApJ*, 464, 272
- McKee, C., & Tan, J. C. 2002, *Nat.* 416, 59
- Natta, A., Grinin, V. P., & Mannings, V. 2000, in *Protostars and Planets IV*, eds. V. Mannings, A. P. Boss, & Russell, S. S. (Tucson: The university of Arizona Press), p. 559
- Newman, R. C., & Axford, W. I. 1968, *ApJ*, 153, 595
- Osorio, M., Lizano, S., & D'Alessio, P. 1999, *ApJ*, 525 808
- Osterbrok, D. E. 1989, *Astrophysics of Gaseous Nebulae and Active Galactic Nuclei* (Mill Valley: University Science Books)
- Penston, M. V. 1969, *MNRAS*, 144, 425
- Redman, M. P., Williams, R. J. R., & Dyson, J. E. 1996, *MNRAS*, 280, 661
- Richling, S., & Yorke, H.W. 1997, *A&A*, 327, 317
- Shu, F. 1977, *ApJ*, 214, 488
- Störzer, H. & Hollenbach, D. 1999, *ApJ*, 539, 751
- Strömgren, B. 1939, *ApJ*, 89, 526
- Tsai, J. C., & Hsu, J. J. L. 1995, *ApJ*, 448, 787
- Vacca, W. D., Garmany, C. D., & Shull, J. M. 1996, *ApJ*, 460, 914
- van der Tak, F. F. S., van Dishoeck, E. F., Evans, N. J. II, & Blake, G. A. 2000, *ApJ* 537, 283
- Whitworth, A., & Summers, D. 1985, *MNRAS*, 214, 1
- Wood, D. O. S., & Churchwell, E. 1989, *ApJSS*, 69, 831
- Yorke, H. W., Tenorio-Tagle, G., & Bodenheimer, P. 1983, *A&A*, 127, 313

Table 1. SIS Outflow Solutions as Function of  $\alpha_0$

$\alpha_0$	$\epsilon$	$x_s$	$v_d$	$\alpha_d$	$v_u$	$\alpha_u$
7.90	1	1.34	0.586	2	0	1.12
4	0.916	1.53	0.801	1.56	0.168	0.835
1.67	0.755	1.80	1.09	1.07	0.389	0.539
1	0.640	1.95	1.25	0.833	0.513	0.404
2/3	0.545	2.06	1.37	2/3	0.605	0.315
0.1	0.168	2.42	1.77	0.173	0.905	$7.49 \times 10^{-2}$
0.01	$2.09 \times 10^{-2}$	2.55	1.90	$2.05 \times 10^{-2}$	1.00	$8.64 \times 10^{-3}$
$10^{-3}$	$2.15 \times 10^{-3}$	2.56	1.91	$2.10 \times 10^{-3}$	1.02	$8.78 \times 10^{-4}$
$10^{-4}$	$2.15 \times 10^{-4}$	2.56	1.91	$2.10 \times 10^{-4}$	1.02	$8.80 \times 10^{-5}$
$10^{-5}$	$2.15 \times 10^{-5}$	2.56	1.91	$2.10 \times 10^{-5}$	1.02	$8.80 \times 10^{-6}$

Table 2. Flow Parameters as a Function of  $n$

$n$	$x_s$	$v_d$	$R_d$	$v_u$	$R_u$
1.5	2.15	1.33	1.85	0.93	1.25
1.6	2.23	1.44	2.04	0.96	1.28
1.7	2.30	1.55	2.26	0.98	1.30
1.8	2.38	1.66	2.52	1.00	1.32
1.9	2.47	1.78	2.83	1.01	1.33
2.0	2.56	1.91	3.20	1.02	1.34
2.1	2.66	2.05	3.65	1.01	1.35
2.2	2.77	2.21	4.21	1.00	1.34
2.3	2.91	2.39	4.93	0.98	1.33
2.4	3.07	2.59	5.87	0.95	1.31
2.5	3.27	2.85	7.17	0.91	1.29
2.6	3.55	3.17	9.10	0.85	1.25
2.7	3.96	3.64	12.26	0.76	1.20
2.8	4.67	4.42	18.48	0.65	1.14
2.9	6.33	6.16	36.94	0.47	1.08
2.95	8.76	8.65	73.73	0.34	1.04
2.99	19.25	19.20	367.57	0.16	1.01



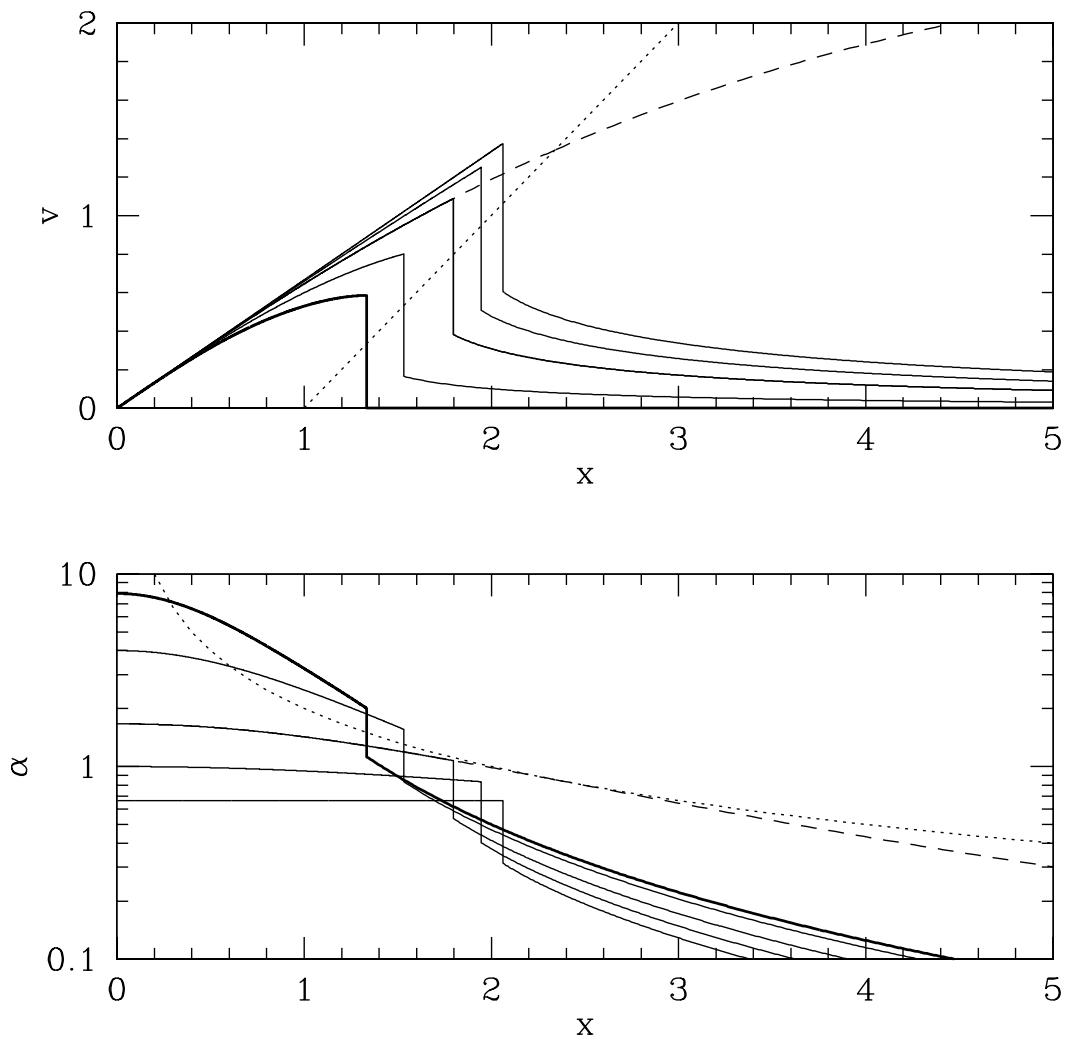


Fig. 1.— *Top panel:* reduced velocity  $v$  for the outflow solutions of the SIS, including self-gravity. The different curves from top to bottom correspond to  $\alpha_0 = 2/3, 1, 1.67, 4$  and  $7.90$  (*thick solid curve*). The *dotted line* is the critical line  $v = x - 1$ , *Bottom panel:* reduced density  $\alpha$  for the same values of  $\alpha_0$ . The *dotted curve* is the critical line  $\alpha = 2/x$ . In both panels, the *long-dashed curves* show the L-P solution without a shock. The parameters of the solutions are described in Table 1.

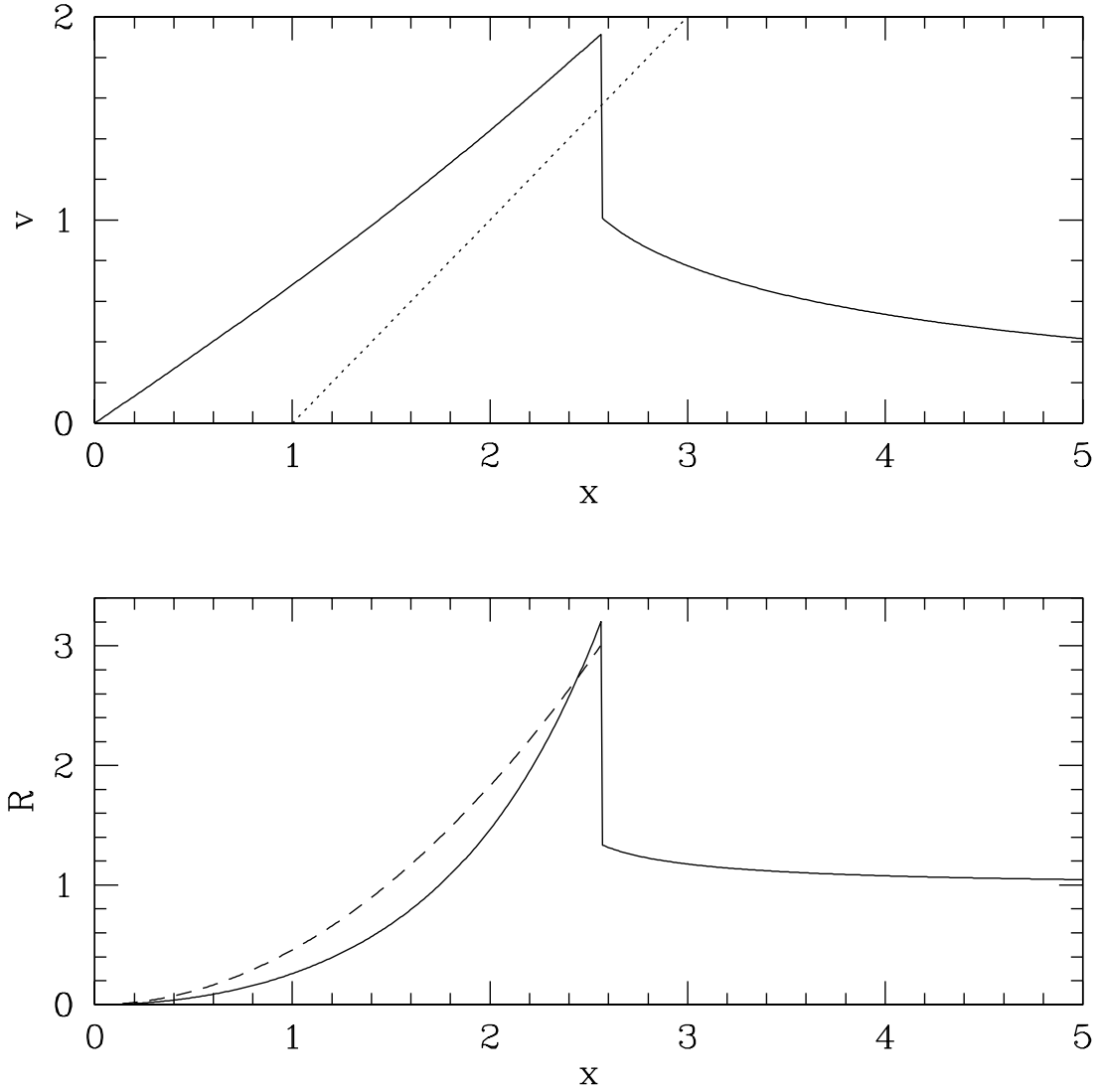


Fig. 2.— *Top panel:* reduced velocity  $v$  for the exponent  $n = 2$ , in the limit  $\epsilon = 0$ . The *dotted line* is the critical line  $v = x - 1$ . The shock front is at  $x_s = 2.56$ . The pre-shock velocity is  $v_1 = 1.02$ . *Bottom panel:* reduced density  $R$ . The *dashed curve* corresponds to  $R = 3(x/x_s)^2$  and shows the deviation from uniform density.

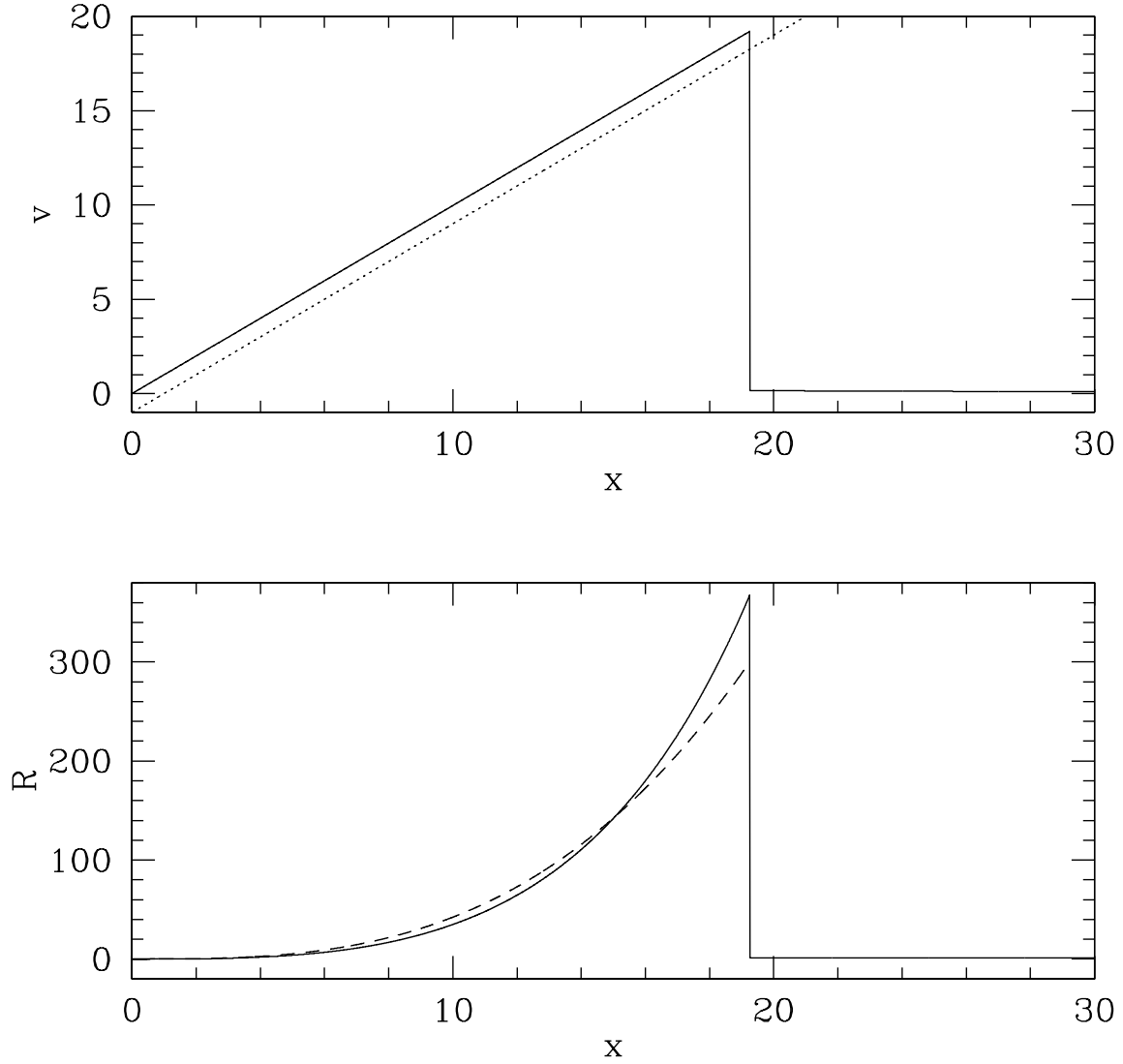


Fig. 3.— *Top panel:* reduced velocity  $v$  for the exponent  $n = 2.99$ . The *dotted line* is the critical line  $v = x - 1$ . The shock front is at  $x_s = 19.25$ . The pre-shock velocity is only  $v_1 = 0.16$ . *Bottom panel:* reduced density  $R$ . The *dashed line* corresponds to  $R = 300(x/x_s)^{2.99}$  and shows the deviation from uniform density.

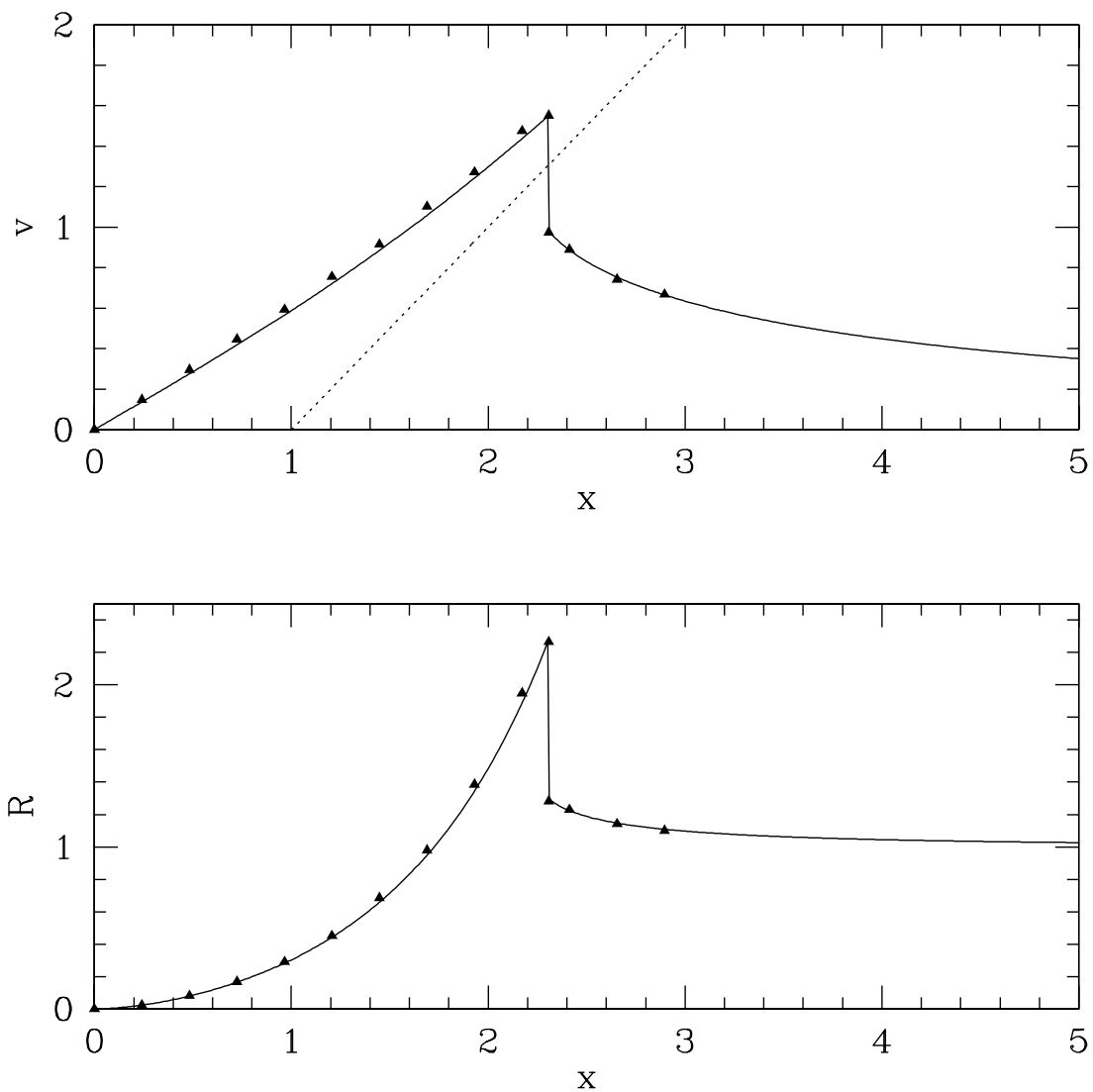


Fig. 4.— *Top panel:* reduced velocity  $v$  for the exponent  $n = 1.7$ . The *dotted line* is the critical line  $v = x - 1$ . The shock front is at  $x_s = 2.30$ . The pre-shock velocity is  $v_u = 0.98$ . *Bottom panel:* reduced density  $R$ . In both panels, the *triangles* show the results of the numerical models of FTB for  $n = 1.7$  at  $t = 1.72 \times 10^5$  yr, expressed in our self-similar variables.

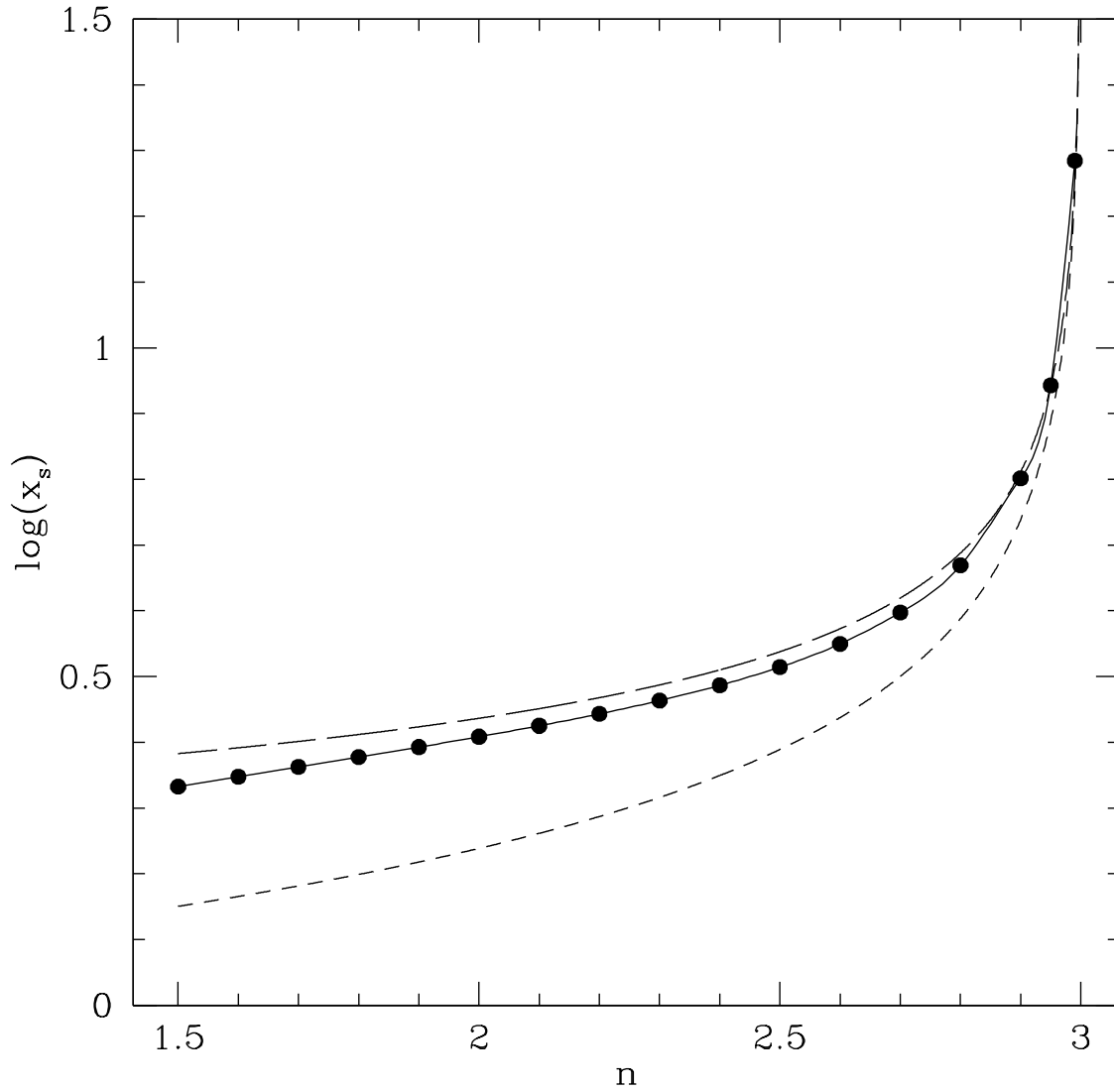


Fig. 5.— Plot of  $x_s$  vs.  $n$  showing the divergence of the shock position as  $n \rightarrow \infty$ . The *dots* represent the exact self-similar solutions. The *long-dashed curve* and the *short-dashed curve* correspond to the analytic approximation eq. (41) with  $u_u = a$  and  $u_u = 0$ , respectively.