

TOWARDS GENERAL-PURPOSE TEXT-INSTRUCTION-GUIDED VOICE CONVERSION

Chun-Yi Kuan¹, Chen-An Li¹, Tsu-Yuan Hsu¹, Tse-Yang Lin¹, Ho-Lam Chung¹, Kai-Wei Chang¹
Shuo-yiin Chang², Hung-yi Lee¹

¹National Taiwan University, Taiwan, ²Google, USA

ABSTRACT

This paper introduces a novel voice conversion (VC) model, guided by text instructions such as “articulate slowly with a deep tone” or “speak in a cheerful boyish voice”. Unlike traditional methods that rely on reference utterances to determine the attributes of the converted speech, using text instruction adds versatility and specificity to voice conversion. The proposed VC model is a neural codec language model which processes a sequence of discrete codes, resulting in the code sequence of converted speech. It utilizes text instructions as style prompts to modify the prosody and emotional information of the given speech. In contrast to previous approaches, which often rely on employing separate encoders like prosody and content encoders to handle different aspects of the source speech, our model handles various information of speech in an end-to-end manner. Experiments have demonstrated the impressive capabilities of our model in comprehending instructions and delivering reasonable results¹.

Index Terms— Voice conversion, Style transformation, Neural audio codec

1. INTRODUCTION

In the field of natural language processing (NLP), it has become crucial to enable language models to comprehend human intentions through instructions. As a result, several instruction-tuned language models have been proposed, such as InstructGPT [1], aiming to enhance language model’s understanding by fine-tuning the model with natural language instructions.

In the domain of speech processing, efforts have also been made to incorporate textual information into speech or audio generation [2–13]. Approaches like PromptTTS [14] and AudioGen [15] can synthesize novel speech based on textual descriptions, enabling tasks such as prompted text-to-speech or text-to-audio. However, to the best of our knowledge, there is a lack of research exploring the potential of instruction-guided speech-to-speech tasks.

In this paper, we propose a novel framework for text-instruction-guided voice conversion, which is a groundbreaking task. The detailed architecture of our framework is illustrated in Fig 1. Guided by text instructions, our model is capable of transforming the given source speech into the style that aligns with the provided instructions. For instance, conditioned on instructions like “speak with a lively and enthusiastic boyish tone” or “give me a mature tone in a deep and somber voice”, the transformed speech can effectively emulate the desired speaking styles.

The primary objective of this research is to create a voice conversion model capable of processing a wide range of textual instructions. Voice conversion traditionally relies on reference-based style

control [16–20], where a style reference speech clip is utilized to guide the style of the conversion. However, this method can present several challenges. For instance, obtaining an appropriate style reference can be difficult, and it may not encompass all the nuanced stylistic elements desired in the output speech. Text-based style control offers an innovative solution to these challenges, with several distinct advantages outlined below.

(1) Flexibility. Text-based style control offers enhanced flexibility and facilitates a more diverse representation of style by accommodating any form of human language as a style descriptor. This “form” is not confined to simple or predefined commands. It encompasses everything from single-word descriptors to complex sentences, idiomatic expressions, and highly detailed descriptions. For instance, beyond basic instructions like “speak slowly” or “use a high-pitched voice”, the model could also understand and implement nuanced instructions such as “speak as if you’re telling a bedtime story to a child” or “adopt the tone of a news anchor delivering breaking news”. This unconstrained approach obviates the need for a specific format or type and covers a broader range of styles that might not be easily captured by a single reference speech.

(2) Ease of use. Text-based style instructions can be more intuitive and natural to use, especially for non-expert users. Users can simply write down the desired style in text, which can be more accessible and straightforward than finding or creating an appropriate speech reference.

(3) Potential for richness and nuance. Language is a powerful tool that can express a wide range of concepts, emotions, and nuances. By leveraging the richness of language, text-based style control can potentially guide voice conversion in a more nuanced and detailed manner.

Our proposed VC model is a neural codec language model which processes the discrete code sequence of the source speech encoded by the encoder of EnCodec [21] and results in the code sequence of converted speech. The detailed schematic of our method is presented in Fig 1. The novelty and uniqueness of our proposed approach lie in two aspects. One is that we view voice conversion as a neural codec language modeling task, while the other is that we experiment with various model configurations, including utilizing pre-trained textual model, textual model pre-trained on text-to-speech, and even training from scratch. As SpeechLMs [22] garner benefits from initializing with textual LMs, we likewise observe that pre-training on a textual model markedly enhances its capacity to interpret textual instructions.

Moreover, due to the current lack of suitable datasets for training text-instruction-guided voice conversion models, which have to include source speech samples, target speech samples, and corresponding textual instructions, we take the initiative to establish two distinct datasets by means of the audio processing tool SoX [23] and PromptSpeech dataset [14] for our work. We refer to them as the Signal Processing Effect Dataset and InstructSpeech Dataset respec-

¹https://text-guided-vc.github.io/asru2023_demo

tively.

The subjective and objective evaluations reveal that our model possesses a remarkably compelling text comprehension capacity, successfully transforming and integrating the corresponding styles from the instructions into the target speech. Finally, to access the model’s generalization and robustness capabilities, we conduct experiments to evaluate our model on out-of-domain instructions that are never seen during training. We accomplish unseen instructions by amalgamating distinct types of instructions, one exclusively appearing in the Signal Processing Effect Dataset and the other solely in the InstructSpeech Dataset. The experimental results underscore the robust capability of the model to generalize effectively. Additionally, we delve into the impact of adverbs of varying degrees within the instructions. The findings suggest that our model is adept at discerning the subtle differences among adverbs and effectively utilizes this knowledge to influence the final converted speech appropriately.

2. RELATED WORK

2.1. Neural Codec Model

Neural audio codecs [21, 24, 25] have offered significant benefits for the compression and transmission of audio data across networks. Furthermore, AudioLM [26] generates audio as a language modeling task by utilizing hierarchical modeling of semantic and acoustic tokens, which achieved success in works such as SPEAR-TTS [6] and SoundStorm [7]. In our work, we follow VALL-E [8] to utilize neural codec models to convert speech into discrete tokens. VALL-E introduces a prompt-based neural codec language model approach for TTS with audio codecs of EnCodec as intermediate representations. By encoding the speech waveform into discrete acoustic codes, these models enable the reconstruction of high-quality waveforms, even for speakers who were not present in the training data.

In contrast to VALL-E, which is a TTS system that focuses on synthesizing personalized speech using a 3-second recording of an unseen speaker as an acoustic prompt, our work aims to propose a novel voice conversion model that can be guided by text instructions to achieve desired styles.

2.2. Textual-guided speech generation

Recently, prompt-based methods have been explored in speech processing [27, 28]. A notable research direction is to adopt text prompts for controlling speech characteristics, such as emotion and prosody, in speech generation [13, 14, 29]. AudioGen [15] generates audio samples from text inputs by encoding raw audio into discrete tokens with a neural audio compression model, then processing these tokens with a transformer-decoder language model considering the text inputs. PromptTTS [14] uses text prompts for high-quality speech synthesis, aligning with style and content descriptors. Its architecture includes a style encoder extracting emotion and prosody, a content encoder for content-related details, and a speech decoder combining these representations to create speech waveforms. Similarly, InstructTTS [29] also employs prompts but without constraints on style descriptions, allowing natural language inputs for training.

In contrast to the aforementioned studies that focus on text-to-audio or text-to-speech generation, our research proposes a text-guided speech-to-speech conversion model. Our approach utilizes textual instruction in any form of human language, unconfined by specific formats. This offers intuitive use, harnesses language richness, and imbues voice conversion tasks with enhanced flexibility.

2.3. Style conversion

Style conversion seeks to modify a given speech according to a specific style, with numerous supervised and unsupervised algorithms developed for this transformation. To overcome the problem of emotional conversion, [30] proposed the use of a Gaussian Mixture Model (GMM) for jointly modeling the prosodic attributes of both the source and target, and [31] also proposed a comprehensive framework that integrates Hidden Markov Model (HMM), Gaussian Mixture Model (GMM), and a fundamental frequency segment selection method. Due to the rapid progress of deep net, research related to style conversion has also experienced a significant leap in advancement. In the case of [32], a speech-to-speech emotional conversion model is proposed using style transfer auto-encoders. Recent research also makes many efforts to address this issue. For example, [33] leverage discrete and decomposed representations for speech emotion conversion, and [34, 35] employed GAN-based methods to achieve prosody conversion and emotional speech conversion respectively.

Voice conversion, a research focus aiming to transmute the source speaker’s voice to the target’s while maintaining the linguistic content, garners substantial attention in numerous studies. Traditional VC methods concentrate on one-to-one voice conversion, where they align parallel data from the source and target speakers and acquire a frame-wise mapping [36, 37]. In recent studies, non-parallel data is predominantly utilized for more practical many-to-many voice conversion [38–42]. This involves the widespread adoption of generative adversarial networks (GAN) such as StarGAN [43–45], CycleGAN [46–51] and other variants [52, 53]. In addition, variational autoencoders (VAE) [54–58] and other autoencoders [39, 59] have also been employed. [60–64] have introduced the use of self-supervised learning (SSL) techniques or frameworks to facilitate the task of voice conversion. For instance, [40, 65–67] leverage SSL representation for linguistic content in voice conversion, excelling in the disentanglement aspect.

However, speech conversions typically focus on individual aspects, and studies converting multiple styles like emotion, timbre, and prosody are rare. Our study aims to address this gap by employing text-based instructions to guide the model in multi-style conversions.

3. METHOD

In this section, we formulate our task: text instruction-guided voice conversion through conditional codec language modeling and introduce our proposed framework in detail.

3.1. Problem formulation

Text instruction-guided voice conversion aims to convert a speech sample $\mathbf{x} = (x_1, x_2, \dots, x_n)$ into a target speech sample $\mathbf{y} = (y_1, y_2, \dots, y_m)$, based on a user instruction $\mathbf{z} = (z_1, z_2, \dots, z_l)$. x_i and y_i are the frames of the source speech and target speech respectively, and z_i is the token of the instruction. m and n denote the number of frames, and l denotes the number of tokens. In our approach, we consider the conversion process as conditional codec language modeling. Our framework consists of two key components: a neural audio codec and a conditional codec language model. The neural audio codec is responsible for encoding a speech sample into discrete acoustic codes and decoding the discrete acoustic codes back into speech. The conditional codec language model, on

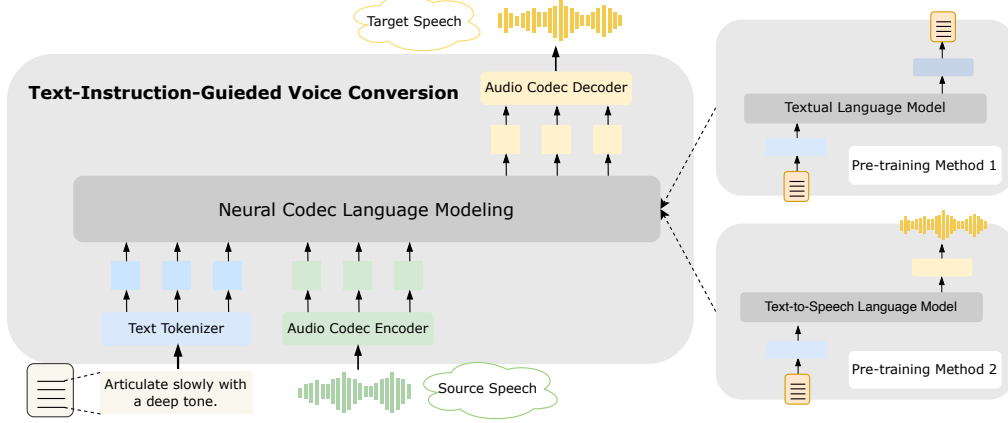


Fig. 1. The overview of our framework. Conditioned on the given textual instruction and source speech, our model is able to generate sequences of discrete audio codes. Subsequently, we decode these sequences of codes to the corresponding target speech by audio codec decoder. In addition, we propose two pre-training methods. Method 1 involves fine-tuning the textual language model. Method 2 involves fine-tuning the text-to-speech pre-trained language model.

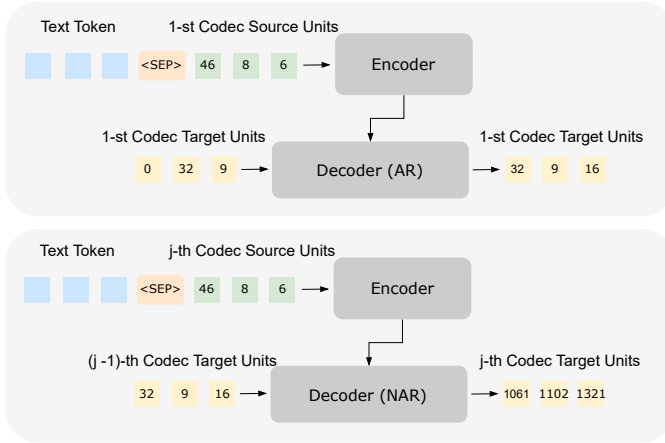


Fig. 2. The architecture of autoregressive and non-autoregressive codec language model.

the other hand, leverages the encoded discrete acoustic codes along with the user instruction to generate the target acoustic codes.

We formulate the conversion process into the following steps. First, we utilize the neural audio codec’s acoustic quantizer, which consists of an encoder and several quantization layers, to encode each speech sample into discrete acoustic codes. We adopt EnCodec [21] as our neural audio codec. The quantized process can be formulated as $\mathbf{c}^x = E_{\text{codec}}(\mathbf{x})$, $\mathbf{c}^y = E_{\text{codec}}(\mathbf{y})$, where $\mathbf{c}^x \in \mathcal{N}^{n' \times 8}$, $\mathbf{c}^y \in \mathcal{N}^{m' \times 8}$. n' and m' denote the downsampled source utterance length and target utterance length respectively. Next, the conditional codec language model is conditioned on the encoded discrete acoustic codes and user instructions to produce the desired target acoustic codes, which can be seen as estimating $p(\mathbf{c}^y | \mathbf{c}^x, \mathbf{z}; \theta)$. θ denotes the parameter of the conditional codec language model. Finally, we can synthesize the waveform $\hat{\mathbf{y}}$ using the audio codec decoder, $\hat{\mathbf{y}} = D_{\text{codec}}(\mathbf{c}^y)$, where \mathbf{c}^y is the predicted target acoustic codes.

3.2. Training: Conditional Codec Language Modeling

In this work, we reach the functionality of the conditional codec language model by employing a hierarchical approach with two encoder-decoder codec language models. These two models utilize different modeling methods: autoregressive and non-autoregressive. We first apply autoregressive codec language modeling to generate the discrete codes from the first quantizer of the target speech sample. Following this, we exploit non-autoregressive codec language modeling to predict the remaining discrete codes. We can formulate our model as $\theta = \{\theta_{ar}, \theta_{nar}\}$, where θ_{ar} and θ_{nar} denotes the parameter of the autoregressive codec language model and non-autoregressive codec language model respectively. We discuss the design of each modeling method in the following subsection.

Autoregressive Codec Language Modeling

In our approach, we employ autoregressive codec language modeling specifically for generating the discrete codes from the first quantizer of the target speech sample. This process can be regarded as estimating $p(\mathbf{c}_{:,1}^y | \mathbf{c}_{:,1}^x, \mathbf{z}; \theta_{ar}) = \prod_{t=1}^{m'} p(\mathbf{c}_{t,1}^y | \mathbf{c}_{1:t-1,1}^y, \mathbf{c}_{:,1}^x, \mathbf{z}; \theta_{ar})$, where $\mathbf{c}_{:,1}$ denotes the discrete codes from the first quantizer. We select autoregressive modeling due to the potential inconsistency in length between the source speech and the target speech. By utilizing autoregressive modeling, we can effectively handle variations in the length of the target speech during the conversion process. We implement the autoregressive codec language model by using transformer-based encoder-decoder architecture. The encoder input is the concatenation of \mathbf{z} and $\mathbf{c}_{:,1}^x$, and the decoder input is the right shift $\mathbf{c}_{:,1}^y$. Illustrated in the upper part of Fig. 2.

Non-Autoregressive Codec Language Modeling

We employ non-autoregressive codec language modeling to generate the remaining discrete codes of the target speech sample. This can be view as estimating $p(\mathbf{c}_{:,j}^y | \mathbf{c}_{:,j-1}^y, \mathbf{c}_{:,j}^x, \mathbf{z}; \theta_{nar})$, $j \in [2, 8]$, where $\mathbf{c}_{:,j}$ denotes the discrete codes from the j -th quantizer, θ_{nar} denotes the parameter of the non-autoregressive codec language model. Using non-autoregressive modeling have two benefits. The pre-trained neural codec decoder $D_{\text{codec}}(\cdot)$ should take the same length of discrete codes as input, which means $|\mathbf{c}_{:,j}^y| = |\mathbf{c}_{:,i}^y|$,

$\forall i \neq j$. Employing a non-autoregressive model to predict the discrete codes can achieve this goal with little effort. Also, non-autoregressive modeling enhances the generating process efficiency. We take a transformer-based encoder-decoder model as our non-autoregressive codec language model, which is similar to the architecture of our autoregressive codec language model, except for the self-attention masks of the decoder. We adopt the concatenation of $\mathbf{c}_{:,j}^x$ and \mathbf{z} as the encoder input, and take $\mathbf{c}_{:,j-1}^y$ as the decoder input. Illustrated in the lower part of Fig. 2.

3.3. Pre-training

We investigate two ways to pre-train the AR model and the NAR model. The two pre-training methods are illustrated in Fig 1. In the following discussion, we use the term ‘‘Scratch’’ to represent models that have not undergone any form of pre-training.

(1) Fine-tune the textual language model. The textual language model, like BART [68], has the encoder-decoder architecture. We fine-tune our neural codec language model on the textual language model as our initialization for the voice conversion task. We refer to this setting as ‘‘Text’’.

(2) Fine-tune the text-to-speech pre-trained language model. In ‘‘Text’’, the pre-trained model is pre-trained without exposure to speech data. To enhance the pre-training model, we proceed to further pre-train it on a text-to-speech task. In the text-to-speech task, the input is text, and the output is modified to a sequence of discrete codes. Subsequently, we decode this sequence of codes back to the corresponding speech. We refer to this setting as ‘‘TTS’’.

Both AR and the NAR models can have the three different aforementioned pre-training configurations: ‘‘Scratch’’, ‘‘Text’’, ‘‘TTS’’, resulting in a total of nine possible combinations of models.

3.4. Inference

Given a source speech sample $\mathbf{x} = (x_1, x_2, \dots, x_n)$ and a text instruction $\mathbf{z} = (z_1, z_2, \dots, z_l)$, n and l denote the length of the utterance and text respectively. First, we utilize the neural audio codec’s acoustic quantizer to encode each speech sample into discrete acoustic codes, $\mathbf{c}^x = E_{\text{codec}}(\mathbf{x})$, where $\mathbf{c}^x \in \mathcal{N}^{n' \times 8}$, and n' denote the downsampled utterance length. Second, inference process can be regarded as sampling $\mathbf{c}^y \sim p(\mathbf{c}^y | \mathbf{c}^x, \mathbf{z}; \theta)$ using the multinomial sampling strategy, where θ denotes the parameter of the conditional codec language model and \mathbf{c}^y is the generated target sequence of discrete codes. Finally, we can synthesize the waveform $\hat{\mathbf{y}}$ using the pre-trained neural codec decoder, $\hat{\mathbf{y}} = D_{\text{codec}}(\mathbf{c}^y)$.

4. DATASET

4.1. Overview

In the realm of instruction-guided voice conversion, indispensable data elements include source speech samples, instructions, and target speech samples. Source speech denotes the original, unmodified vocal expression, whereas target speech refers to the altered vocal output post-stylistic adaptation guided by instructions. Recognizing a deficit of such datasets that incorporate text instruction, we seek inspiration from the InstructSpeech dataset proposed by PromptTTS [14] and assemble a bespoke dataset to meet our precise requirements. The dataset is publicly available for further research¹ and samples of the data can be found on our demo website². Subse-

quently, we provide a detailed explanation of the steps and specifics involved in the creation of our dataset.

4.2. Signal Processing Effect Dataset

SoX [23] provides a range of functionalities for applying various effects to sound files. Therefore, we propose using SoX as an intuitive approach to generate text instruction-guided voice conversion datasets. To achieve this, we follow these steps:

First, we construct the dataset based on LibriTTS [18] and employ SoX to transform the source speech from LibriTTS into target speech using 14 diverse effects, including bass, treble, chorus, delay, echo, fade, loudness, repeat, reverb, reverse, tempo, volume, pitch, and contrast. Each effect is associated with a set of manually selected distinct parameters that represent different levels of impact on the source speech.

Second, we generate manual instructions that correspond to various SoX commands. We also consider multiple parameters and utilize different adverbs to showcase the diverse levels of effects effectively. For example, consider the ‘‘vol’’ (volume) command in SoX. For different values of the ‘‘gain’’ parameter, we define corresponding instructions that describe the desired impact on the volume of the source speech. When the ‘‘gain’’ parameter is set to 0.5, we define the instruction as ‘‘noticeably decrease the volume of the audio’’. This indicates a substantial reduction in volume, resulting in a perceptible decrease in audio loudness. On the other hand, when the ‘‘gain’’ parameter is set to 0.75, we might define the instruction as ‘‘gently decrease the volume of the audio.’’ This suggests a more subtle reduction in volume, resulting in a mild decrease in audio loudness. Then, to enhance the diversity of our dataset, we use ChatGPT to paraphrase instructions, generating slightly varied yet instructionally equivalent training examples. By leveraging the paraphrasing capabilities of ChatGPT, we can create variations in the wording and phrasing of the instructions while preserving their underlying meaning and instructional content. Examples of the data can be referred to on our demo website².

Finally, we have successfully created a total of 355,000 paired training samples, which is equivalent to approximately 600 hours of data. Additionally, we have collected a set of 10,000 samples for testing.

4.3. InstructSpeech Dataset

We leverage the well-established PromptSpeech [14] dataset, which provides a rich collection of speech samples paired with style prompts. The dataset encompasses five distinct style factors, namely emotion, gender, pitch, speaking speed, and volume. The emotion factor spans diverse types, including cheerful, neutral, whisper, sad, and shouting, facilitating an exploration of extensive emotional expressions in synthesized speech. The gender factor encompasses two categories. The remaining prosody-related factors are classified into three categories: low, normal, and high, differentiated based on degree.

In each speech sample, according to its style prompt, the PromptSpeech dataset provides the metadata of the category of distinct style factors along with their corresponding degrees of level, for instance, pitch is low, volume is low, speed is fast, and emotion is sad. Following such metadata and utilizing a commercial text-to-speech (TTS) system³, we synthesize the speech data. By doing so, we can treat the style prompt as an instruction, and the synthesized

²https://text-guided-vc.github.io/asru2023_dataset

³<https://azure.microsoft.com/en-us/products/cognitive-services/text-to-speech/#overview>

speech generated based on the style prompt can be considered as the target speech. As for the source speech sample, we simply set all the style factors to their normal values.

To bolster the diversity of our dataset, we employ ChatGPT to paraphrase instructions, providing slightly varied yet instructionally identical training examples. This allows our model to learn from a wide range of instructions and their associated style conversions, comprehending and mapping a variety of instructions to their respective style transformations. Examples of the data are available on our demo website². Finally, we have a total of 350,000 paired training samples, which corresponds to approximately 600 hours of data. For the testing data, we have 2,500 samples.

5. EXPERIMENT

5.1. Evaluation Metric

In order to evaluate the effectiveness of our text instruction-guided voice conversion system, we adopt both the automatic evaluation metric and human evaluation. First, for prosody-related factors, such as pitch, volume, and speaking speed, we utilize signal processing methods⁴ to compute the differences between the source speech and target speech. In the case of pitch, we calculate the average fundamental frequency of each sound frame. For volume, we calculate the average energy of each sound frame in the audio signal. For speaking speed, we directly compare the lengths of the two audio clips. To measure the accuracy, we compute the proportion of successful conversions out of the total number of testing cases. A successful conversion is defined as one where the target speech has been accurately transformed in accordance with the instructions. For instance, if the instruction is “speak in a higher pitch”, we calculate the fundamental frequency of both the source and converted speech. We compare whether the converted speech has a higher frequency, which indicates a higher pitch, aligning with the instructions. In addition, we utilize the NISQA [69] (Speech Quality and Naturalness Assessment), which is a deep learning framework for speech quality prediction, to evaluate the quality of the synthetic speech automatically.

However, evaluating the emotional aspect poses challenges as signal processing evaluation methods may not provide precise results. Furthermore, a robust automatic method for assessing the congruence between given instruction and resultant speech style is currently lacking. Consequently, we turn to employing the MOS evaluation, tasking participants with verifying the effect and correctness of especially non-prosodic instructions, for instance, emotion, echo, and reverberation effects, on the resulting target speech to gauge the level of evident influence. In general, employing human evaluation not only enables the assessment of speech quality, but in our context, it also serves as a tool to measure and evaluate the consistency between the textual narratives in the instructions and the stylistic presentation in the target speech. In the detail of MOS evaluation, we randomly select a total of 30 utterances to assess the performance under various model configurations. Each utterance is evaluated by at least five participants.

5.2. Result

The naming convention for our voice conversion neural codec models is as following example: For TTS-Text, the former for the AR

⁴<https://github.com/JeremyCCHsu/Python-Wrapper-for-WorId-Vocoder>

Setting	Pitch	Volume	Speed	Mean
TTS-TTS	70.82	86.73	84.61	86.73
TTS-Text	71.39	86.78	84.61	86.78
TTS-Scratch	71.44	76.78	86.91	76.78
Text-TTS	69.61	87.43	89.72	87.43
Text-Text	69.72	88.50	89.72	88.50
Text-Scratch	70.19	88.60	89.78	88.60
Scratch-TTS	72.75	76.51	86.91	76.51
Scratch-Text	72.75	78.92	86.91	78.92
Scratch-Scratch	72.23	78.54	86.91	78.54

Table 1. Accuracy (%) of prosody-related results.

Setting	Signal Processing Effect	InstructSpeech	Mean
TTS-TTS	2.36	2.75	2.56
TTS-Text	2.29	2.56	2.43
TTS-Scratch	2.22	2.63	2.43
Text-TTS	2.24	2.74	2.49
Text-Text	2.24	2.54	2.39
Text-Scratch	2.22	2.60	2.41
Scratch-TTS	2.24	2.67	2.46
Scratch-Text	2.24	2.47	2.36
Scratch-Scratch	2.24	2.52	2.38
Ground Truth	3.04	3.86	3.46

Table 2. Estimated results of MOS using NISQA. The setting of ground truth refers to testing on the ground truth of target speech.

model utilizing text-to-speech pre-trained language model, and later for the NAR model utilizing textual language model.

First, we explore the performance of different models in prosody-related aspects. In table 1, the configuration of Text-Scratch exhibits the best average performance. Fine-tuning the model from the textual language model allows for a better understanding of the content of instructions, enabling the model to perform speech transformations well according to the given instructions.

Second, we conduct the experiment on speech quality prediction using NISQA. We test on our generated target speech for Sox and InstructSpeech datasets respectively. In table 2, the configuration of TTS-TTS yields the best prediction of mean opinion score (MOS) for both datasets. The result demonstrates that the model benefits from finetuning from the text-to-speech pre-trained language model, which can synthesize the speech with better quality.

Finally, we examine whether fine-tuning using a textual model assists in improving the understanding of instructions and whether fine-tuning with a TTS model augments the quality of synthesized speech by human evaluation. Consequently, we select several settings for analysis, which include Text-Text, TTS-TTS, Text-Scratch, and Ground Truth. Among these, Text-Scratch exhibits superior performance in prosody-related results, potentially signifying enhanced capabilities to comprehend instructions. TTS-TTS renders the best performance in estimated MOS results. Text-Text, in contrast, is intended for comparison with Text-Scratch, with both AR and NAR utilizing the textual model for fine-tuning simultaneously. Finally, Ground Truth serves as a topline for comparison. In experimental detail, we employ MOS with two distinct criteria for evaluation. The first criterion requests participants to use the source speech as a benchmark, assessing whether the effects manifested in the target speech align with the textual description provided in the instructions. This criterion requires scoring based on the effects observed in the target speech, disregarding speech quality. The second criterion asks participants to rate the target speech based solely on speech quality,

Setting	Quality	Instruction
TTS-TTS	2.78 ± 0.20	3.48 ± 0.19
Text-Text	2.75 ± 0.16	3.39 ± 0.17
Text-Scratch	2.81 ± 0.14	4.19 ± 0.14
Ground Truth	3.76 ± 0.17	3.64 ± 0.19

Table 3. The chart represents the MOS evaluation results, presented with 95% confidence intervals. The “Quality” field requests participants to evaluate the quality of speech, disregarding vocal effects, while the “Instruction” field solicits participants to assess the stylistic consistency between the instructions and the target speech.

ignoring vocal effects. The result is shown in Table 3.

In Table 3, analyzing the results from the aspect of stylistic consistency between the instructions and the target speech, the Text-Scratch configuration showcases an impressive understanding of instructions, successfully translating corresponding stylistic directives into the target speech. This substantiates the feasibility of text-instruction-guided voice conversion. Comparatively, the Text-Text configuration, although fine-tuned using the textual language model for both the AR model and the NAR model, renders a relatively weaker performance. From this, two conclusions can be inferred. First, the AR model can benefit from fine-tuning using the textual language model, enabling the model to possess a proficient understanding of text semantics. Second, for the NAR model, fine-tuning with the pre-trained textual language model seems to act as an impediment rather than an aid. On the other hand, the Text-Scratch configuration outperforms the ground truth by a significant margin. We attribute this to certain effects that are less prominent in the original datasets and are used as ground truth, but became more conspicuous in the generated speech due to the model having learned from extensive data, thus garnering higher evaluation scores. From the perspective of speech quality, results reveal that the configuration that obtains the highest estimated MOS, TTS-TTS, is not the top scorer. This suggests a discrepancy between human evaluation outcomes and model-based predictions. In conclusion, the evaluation results showcase our dazzling text comprehension ability of the model, effectively translating instructions into corresponding styles presented in the target speech. Nonetheless, the quality of the speech, when compared, did not equally impress, indicating our future efforts will need to focus on improving speech quality.

5.3. Analysis

First, to gauge the capacity of the model for generalization and robustness, we implement experiments designed to assess its performance with previously unseen, out-of-domain instructions. These novel instructions are assembled by incorporating unique directive types, some derived exclusively from the Signal Processing Effect Dataset, while others originate solely from the InstructSpeech Dataset. For instance, we meld instructions associated with reverberation from the former dataset, such as “add reverberation to the audio”, with emotion-related instructions from the latter dataset like “say in a whispering style”. Such combination produces “add reverberation to the audio and say in whispering style”. We dissect the different elements of the instruction and observed their individual effects as well as their combined effect on the source speech. Examples are available on our demo website¹.

Second, for analysis of adverbial modifiers, we look into the effect of different degrees of adverbs in the instructions on the gener-

ated results. In addition, we include instructions without adverbs for further observation. The following are some examples, 1) Decrease the speed of the audio **slightly**. 2) Decrease the speed of the audio. 3) Decrease the speed of the audio **notably**. 4) Decrease the speed of the audio **extremely**. Moreover, we examined how the combination of different adverbs and emotional words influences the resulting speech. For example, 1) A girl speaking in a **slightly** sad tone. 2) A girl speaking in a sad tone. 3) A girl speaking in an **extremely** sad tone. Audio samples are available on our demo website¹.

Our evaluation criteria focus on assessing whether different degrees of adverbs have varying degrees of effect on the results. In Fig. 3, it is evident that adverbs of different degrees indeed have a noticeable and varying effect on the source speech. We align the time axes for easy comparison and use red boxes to denote prominent spectral features. As can be seen, the speech signal exhibits varying degrees of slowdown effects in accordance with the magnitude of the adverb used. Therefore, the model has learned to associate the differences in adverbs with varying degrees of style transformation. Examples in Fig 3 are available on our demo website¹. In addition, due to space constraints, not all results are presented within the article. Please refer to our demo website¹ for a detailed view of all results.

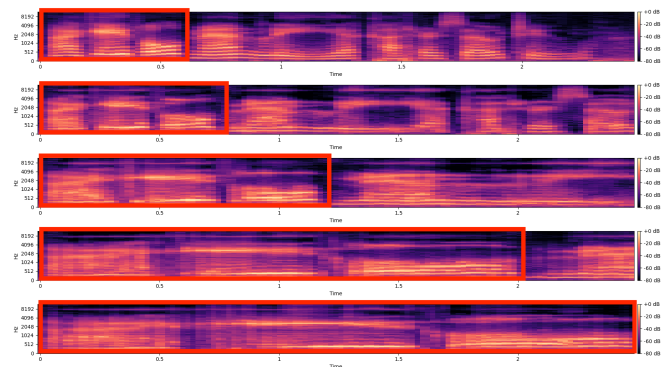


Fig. 3. From top to bottom, (1) Spectrogram of the source speech (2) Spectrogram of the target speech with the instruction as “Decrease the speed of speech slightly.” (3) “Decrease the speed of speech.” (4) “Decrease the speed of speech notably.” (5) “Decrease the speed of speech extremely.” The length of the audio, originally 2.47 seconds in the source speech, is extended to 3.17, 5.25, 8.44, and 10.27 seconds respectively.

6. CONCLUSIONS AND FUTURE WORKS

In this paper, we have explored the potential development of text-instruction-guided voice conversion. Within a unified framework, we leverage natural language to guide the stylistic transformation in voice conversion. This not only fully harnesses the richness of language to increase the flexibility of voice conversion tasks, but it also avoids the limitations of any standardized instruction formats or the necessity of reference speech in traditional voice conversion. From our experimental results, we observe that our model has a remarkable ability to understand text instructions and successfully transforms styles according to these instructions. This demonstrates the feasibility of text-instruction-guided voice conversion and its excellent potential for further development. In the future, we will focus on improving the quality of speech and increasing the diversity and richness of instruction types.

7. REFERENCES

- [1] Long Ouyang et al., “Training language models to follow instructions with human feedback,” in *NIPS*, 2022.
- [2] Paul K Rubenstein et al., “AudioPaLM: A Large Language Model That Can Speak and Listen,” *arXiv preprint arXiv:2306.12925*, 2023.
- [3] Matthew Le et al., “Voicebox: Text-Guided Multilingual Universal Speech Generation at Scale,” *arXiv preprint arXiv:2306.15687*, 2023.
- [4] Deepanway Ghosal, Navonil Majumder, Ambuj Mehrish, and Soujanya Poria, “Text-to-audio generation using instruction-tuned llm and latent diffusion model,” *arXiv preprint arXiv:2304.13731*, 2023.
- [5] Rongjie Huang et al., “Make-an-audio: Text-to-audio generation with prompt-enhanced diffusion models,” *arXiv preprint arXiv:2301.12661*, 2023.
- [6] Eugene Kharitonov et al., “Speak, read and prompt: High-fidelity text-to-speech with minimal supervision,” *arXiv preprint arXiv:2302.03540*, 2023.
- [7] Zalán Borsos et al., “SoundStorm: Efficient Parallel Audio Generation,” 2023.
- [8] Chengyi Wang et al., “Neural Codec Language Models are Zero-Shot Text to Speech Synthesizers,” 2023.
- [9] Haohe Liu et al., “Audioldm: Text-to-audio generation with latent diffusion models,” *arXiv preprint arXiv:2301.12503*, 2023.
- [10] Ziqiang Zhang et al., “Speak foreign languages with your own voice: Cross-lingual neural codec language modeling,” *arXiv preprint arXiv:2303.03926*, 2023.
- [11] Jade Copet et al., “Simple and controllable music generation,” *arXiv preprint arXiv:2306.05284*, 2023.
- [12] Tianrui Wang et al., “Viola: Unified codec language models for speech recognition, synthesis, and translation,” *arXiv preprint arXiv:2305.16107*, 2023.
- [13] Guanghou Liu et al., “Promptstyle: Controllable style transfer for text-to-speech with natural language descriptions,” *arXiv preprint arXiv:2305.19522*, 2023.
- [14] Zhifang Guo et al., “PromptTTS: Controllable text-to-speech with text descriptions,” in *ICASSP*, 2023.
- [15] Felix Kreuk, et al., “AudioGen: Textually Guided Audio Generation,” in *ICLR*, 2023.
- [16] Berrak Sisman, Junichi Yamagishi, Simon King, and Haizhou Li, “An overview of voice conversion and its challenges: From statistical modeling to deep learning,” *IEEE/ACM Transactions on Audio, Speech, and Language Processing*, 2020.
- [17] Jaime Lorenzo-Trueba et al., “The voice conversion challenge 2018: Promoting development of parallel and nonparallel methods,” *arXiv preprint arXiv:1804.04262*, 2018.
- [18] Seyed Hamidreza Mohammadi and Alexander Kain, “An overview of voice conversion systems,” *Speech Communication*, 2017.
- [19] Yi Zhao et al., “Voice conversion challenge 2020: Intra-lingual semi-parallel and cross-lingual voice conversion,” *arXiv preprint arXiv:2008.12527*, 2020.
- [20] Kun Zhou, Berrak Sisman, Rui Liu, and Haizhou Li, “Emotional voice conversion: Theory, databases and esd,” *Speech Communication*, vol. 137, pp. 1–18, 2022.
- [21] Alexandre Défossez, Jade Copet, Gabriel Synnaeve, and Yossi Adi, “High Fidelity Neural Audio Compression,” *arXiv preprint arXiv:2210.13438*, 2022.
- [22] Michael Hassid et al., “Textually Pretrained Speech Language Models,” *arXiv preprint arXiv:2305.13009*, 2023.
- [23] Chris Bagwell, “Sox: Sound exchange,” Available at <http://sox.sourceforge.net/>, 1991.
- [24] Neil Zeghidour et al., “Soundstream: An end-to-end neural audio codec,” *IEEE/ACM Transactions on Audio, Speech, and Language Processing*, 2021.
- [25] Yi-Chiao Wu, Israel D Gebru, Dejan Marković, and Alexander Richard, “Audiodec: An open-source streaming high-fidelity neural audio codec,” in *ICASSP 2023-2023 IEEE International Conference on Acoustics, Speech and Signal Processing (ICASSP)*. IEEE, 2023, pp. 1–5.
- [26] Zalán Borsos et al., “AudioLM: a Language Modeling Approach to Audio Generation,” *IEEE/ACM Transactions on Audio, Speech, and Language Processing*, 2023.
- [27] Kai-Wei Chang, Wei-Cheng Tseng, Shang-Wen Li, and Hung-yi Lee, “Speechprompt: An exploration of prompt tuning on generative spoken language model for speech processing tasks,” *arXiv preprint arXiv:2203.16773*, 2022.
- [28] Haibin Wu, Kai-Wei Chang, Yuan-Kuei Wu, and Hung-yi Lee, “Speechgen: Unlocking the generative power of speech language models with prompts,” *arXiv preprint arXiv:2306.02207*, 2023.
- [29] Dongchao Yang et al., “InstructTTS: Modelling Expressive TTS in Discrete Latent Space with Natural Language Style Prompt,” *arXiv preprint arXiv:2301.13662*, 2023.
- [30] Ryo Aihara, Ryoichi Takashima, Tetsuya Takiguchi, and Yasuo Ariki, “GMM-Based Emotional Voice Conversion Using Spectrum and Prosody Features,” *American Journal of Signal Processing*, 2012.
- [31] Zeynep Inanoglu and Steve Young, “Data-driven emotion conversion in spoken english,” *Speech Communication*, 2009.
- [32] Jian Gao, Deep Chakraborty, Hamidou Tembine, and Olaitan Olaleye, “Nonparallel Emotional Speech Conversion,” in *Interspeech*, 2019.
- [33] Felix Kreuk et al., “Textless Speech Emotion Conversion using Discrete & Decomposed Representations,” in *EMNLP*, 2022.
- [34] Kun Zhou, Berrak Sisman, and Haizhou Li, “Transforming Spectrum and Prosody for Emotional Voice Conversion with Non-Parallel Training Data,” in *Proc. The Speaker and Language Recognition Workshop (Odyssey 2020)*, 2020.
- [35] Georgios Rizos, Alice Baird, Max Elliott, and Björn Schuller, “Stargan for Emotional Speech Conversion: Validated by Data Augmentation of End-To-End Emotion Recognition,” in *ICASSP*, 2020.
- [36] Lifa Sun, Shiyin Kang, Kun Li, and Helen Meng, “Voice conversion using deep bidirectional long short-term memory based recurrent neural networks,” in *ICASSP*, 2015.
- [37] Tomoki Toda, Alan W Black, and Keiichi Tokuda, “Voice conversion based on maximum-likelihood estimation of spectral parameter trajectory,” *IEEE Transactions on Audio, Speech, and Language Processing*, 2007.

- [38] Ju-chieh Chou, Cheng-chieh Yeh, and Hung-yi Lee, “One-shot voice conversion by separating speaker and content representations with instance normalization,” *arXiv preprint arXiv:1904.05742*, 2019.
- [39] Kaizhi Qian et al., “Autovc: Zero-shot voice style transfer with only autoencoder loss,” in *ICLR*, 2019.
- [40] Hyeong-Seok Choi et al., “Neural Analysis and Synthesis: Reconstructing Speech from Self-Supervised Representations,” in *NeurIPS*, 2021.
- [41] Edresson Casanova et al., “Yourtts: Towards zero-shot multi-speaker tts and zero-shot voice conversion for everyone,” in *ICML*, 2022.
- [42] Bac Nguyen and Fabien Cardinaux, “Nvc-net: End-to-end adversarial voice conversion,” in *ICASSP*, 2022.
- [43] Hirokazu Kameoka, Takuhiro Kaneko, Kou Tanaka, and Nobukatsu Hojo, “Stargan-vc: Non-parallel many-to-many voice conversion using star generative adversarial networks,” in *SLT*, 2018.
- [44] Takuhiro Kaneko, Hirokazu Kameoka, Kou Tanaka, and Nobukatsu Hojo, “Stargan-vc2: Rethinking conditional methods for stargan-based voice conversion,” *arXiv preprint arXiv:1907.12279*, 2019.
- [45] Yinghao Aaron Li, Ali Zare, and Nima Mesgarani, “Starganv2-vc: A diverse, unsupervised, non-parallel framework for natural-sounding voice conversion,” *arXiv preprint arXiv:2107.10394*, 2021.
- [46] Takuhiro Kaneko and Hirokazu Kameoka, “Parallel-Data-Free Voice Conversion Using Cycle-Consistent Adversarial Networks,” *arXiv preprint arXiv:1711.11293*, 2017.
- [47] Fuming Fang, Junichi Yamagishi, Isao Echizen, and Jaime Lorenzo-Trueba, “High-quality nonparallel voice conversion based on cycle-consistent adversarial network,” in *ICASSP*, 2018.
- [48] Takuhiro Kaneko and Hirokazu Kameoka, “Cyclegan-vc: Non-parallel voice conversion using cycle-consistent adversarial networks,” in *2018 26th European Signal Processing Conference (EUSIPCO)*, 2018.
- [49] Takuhiro Kaneko, Hirokazu Kameoka, Kou Tanaka, and Nobukatsu Hojo, “Cyclegan-vc2: Improved cyclegan-based non-parallel voice conversion,” in *ICASSP*, 2019.
- [50] Takuhiro Kaneko, Hirokazu Kameoka, Kou Tanaka, and Nobukatsu Hojo, “Maskcyclegan-vc: Learning non-parallel voice conversion with filling in frames,” in *ICASSP*, 2021.
- [51] Takuhiro Kaneko, Hirokazu Kameoka, Kou Tanaka, and Nobukatsu Hojo, “Cyclegan-vc3: Examining and improving cyclegan-vc3 for mel-spectrogram conversion,” *arXiv preprint arXiv:2010.11672*, 2020.
- [52] Ju-chieh Chou, Cheng-chieh Yeh, Hung-yi Lee, and Lin-shan Lee, “Multi-target voice conversion without parallel data by adversarially learning disentangled audio representations,” *arXiv preprint arXiv:1804.02812*, 2018.
- [53] Marco Pasini, “MelGAN-VC: Voice conversion and audio style transfer on arbitrarily long samples using spectrograms,” *arXiv preprint arXiv:1910.03713*, 2019.
- [54] Chin-Cheng Hsu et al., “Voice conversion from non-parallel corpora using variational auto-encoder,” in *2016 Asia-Pacific Signal and Information Processing Association Annual Summit and Conference (APSIPA)*, 2016.
- [55] Chin-Cheng Hsu et al., “Voice conversion from unaligned corpora using variational autoencoding wasserstein generative adversarial networks,” *Interspeech*, 2017.
- [56] Wen-Chin Huang et al., “Voice conversion based on cross-domain features using variational auto encoders,” in *ISCSLP*, 2018.
- [57] Hirokazu Kameoka, Takuhiro Kaneko, Kou Tanaka, and Nobukatsu Hojo, “ACVAE-VC: Non-parallel voice conversion with auxiliary classifier variational autoencoder,” *IEEE/ACM Transactions on Audio, Speech, and Language Processing*, 2019.
- [58] Yin-Jyun Luo, Chin-Cheng Hsu, Kat Agres, and Dorien Herremans, “Singing voice conversion with disentangled representations of singer and vocal technique using variational autoencoders,” in *ICASSP*, 2020.
- [59] Kaizhi Qian, Zeyu Jin, Mark Hasegawa-Johnson, and Gautham J Mysore, “F0-consistent many-to-many non-parallel voice conversion via conditional autoencoder,” in *ICASSP*, 2020.
- [60] Jheng-hao Lin, Yist Y Lin, Chung-Ming Chien, and Hung-yi Lee, “S2VC: A framework for any-to-any voice conversion with self-supervised pretrained representations,” *arXiv preprint arXiv:2104.02901*, 2021.
- [61] Yist Y Lin et al., “Fragmentvc: Any-to-any voice conversion by end-to-end extracting and fusing fine-grained voice fragments with attention,” in *ICASSP*, 2021.
- [62] Benjamin van Niekerk et al., “A comparison of discrete and soft speech units for improved voice conversion,” in *ICASSP*, 2022.
- [63] Qiqi Wang et al., “Drvc: A framework of any-to-any voice conversion with self-supervised learning,” in *ICASSP*, 2022.
- [64] Shijun Wang and Damian Borth, “Zero-shot voice conversion via self-supervised prosody representation learning,” in *IJCNN*, 2022.
- [65] Wen-Chin Huang et al., “S3prl-vc: Open-source voice conversion framework with self-supervised speech representations,” in *ICASSP*, 2022.
- [66] Wen-Chin Huang, Yi-Chiao Wu, and Tomoki Hayashi, “Any-to-one sequence-to-sequence voice conversion using self-supervised discrete speech representations,” in *ICASSP*, 2021.
- [67] Adam Polyak et al., “Speech Resynthesis from Discrete Disentangled Self-Supervised Representations,” in *Interspeech*, 2021.
- [68] Mike Lewis et al., “BART: Denoising Sequence-to-Sequence Pre-training for Natural Language Generation, Translation, and Comprehension,” in *ACL*, 2020.
- [69] Gabriel Mittag, Babak Naderi, Assmaa Chehadi, and Sebastian Möller, “NISQA: A Deep CNN-Self-Attention Model for Multidimensional Speech Quality Prediction with Crowdsourced Datasets,” in *Interspeech*, 2021.