

Long-range spectral statistics of the Rosenzweig-Porter model

Wouter Buijsman*

*Department of Physics, Ben-Gurion University of the Negev, Beer-Sheva 84105, Israel and
Max Planck Institute for the Physics of Complex Systems, Nöthnitzer Str. 38, 01187 Dresden, Germany*

(Dated: September 26, 2023)

The Rosenzweig-Porter model is a single-parameter random matrix ensemble that supports an ergodic, fractal, and localized phase. The names of these phases refer to the properties of the (bulk) eigenstates. This work focuses on the long-range spectral statistics of the recently introduced unitary equivalent of this model. By numerically studying the Thouless time obtained from the spectral form factor, it is argued that long-range spectral statistics can be used to probe the transition between the ergodic and the fractal phases. Provided that the transition between the fractal and the localized phases can be probed through short-range level statistics such as the average ratio of consecutive level spacings, this work establishes that spectral statistics are sufficient to probe both transitions present in the phase diagram.

I. INTRODUCTION

Spectral (level) statistics provide a convenient, basis-independent probe for quantum chaos [1–3]. Starting from early studies on the spectra of heavy atomic nuclei, spectral statistics are nowadays frequently used to characterize phases of matter in for example studies on single-body (Anderson) [4–7] and many-body [8–13] localization, random matrix theory [14–16], and integrability [17, 18]. Broadly speaking, spectral statistics come in two types: short- and long-range. Short-range spectral statistics are commonly quantified by the level spacing distribution or the average ratio of consecutive level spacings [19, 20], while long-range spectral statistics are typically studied by focusing on the spectral form factor [21, 22], next to others [3]. Often, studies on short- and long-range spectral statistics provide complementary results.

The Rosenzweig-Porter model is a single-parameter random matrix ensemble that supports an ergodic, fractal (also known as *delocalized yet non-ergodic*), and localized phase [23, 24]. These names refer to the fractal properties of the (bulk) eigenstates. In the thermodynamic limit, the phase diagram of this model can be obtained fully by analytical methods [25–29]. The Rosenzweig-Porter model serves as a natural toy model for the many-body localization transition as there is a fractal phase in-between the ergodic and localized phases, similar to what has been observed in physical models [30, 31]. Recently, part of the phase diagram of this model has been observed experimentally [32]. During the last few years, various variants and generalizations of the Rosenzweig-Porter model, for example with multifractal eigenstates, have been proposed [33–44].

Long-range spectral statistics are studied numerically most conveniently for unitary models, for which the eigenvalues are located on the unit circle in the complex plane. Such models typically have a uniform density

of states, meaning that no unfolding (uniformizing the density of states) is required. The absence of spectral edges then also guarantees that results are not affected by deviating edge statistics. A unitary equivalent of the (Hermitian) Rosenzweig-Porter model has been proposed recently in Ref. [38]. The unitary model can, for example, be used as a toy model for the many-body localization transition in periodically driven (Floquet) systems [45–48]. Complementing recent interest in the spectral statistics of the Rosenzweig-Porter model and its variants [40, 49], this work focuses on long-range spectral statistics of the unitary equivalent of the Rosenzweig-Porter model. By numerically studying the Thouless time obtained from the spectral form factor, it is argued that long-range spectral statistics can be used to probe the transition between the ergodic and the fractal phases. Provided that the transition between the fractal and the localized phases can be probed through short-range spectral statistics, this work establishes that spectral statistics are sufficient to probe both transitions present in the phase diagram.

The outline of this work is as follows. Section II introduces the Rosenzweig-Porter model and the unitary equivalent of it. Section III introduces the probes and discusses the results for short-range spectral (level spacing) statistics. Section IV, which contains the main results, introduces the probes and discusses the results for long-range spectral statistics. Section V concludes with a summary and outlook.

II. ROSENZWEIG-PORTER MODEL AND ITS UNITARY EQUIVALENT

The (Hermitian) Rosenzweig-Porter model with complex-valued elements consists of matrices H of the form

$$H = H_0 + \frac{1}{\sqrt{N^\gamma}} M. \quad (1)$$

Here, N is the matrix dimension, and $\gamma \geq 0$ is a tuning parameter. The matrix H_0 is diagonal with the non-zero

* bwouter@pks.mpg.de

elements sampled independently from the normal distribution with mean zero and unit variance. The matrix M is a sample from the Gaussian unitary random matrix ensemble. An $N \times N$ matrix M sampled from this ensemble can be constructed as

$$M = \frac{1}{2}(A + A^\dagger), \quad (2)$$

where A is an $N \times N$ matrix with complex-valued elements $A_{nm} = u_{nm} + iv_{nm}$ with u_{nm} and v_{nm} sampled independently from the normal distribution with mean zero and variance $1/2$.

The physical properties of the Rosenzweig-Porter model are determined by the tuning parameter γ . In the thermodynamic limit $N \rightarrow \infty$, one distinguishes between three different phases, which can be characterized by their type of level statistics and fractal dimension of the (bulk) eigenstates. Here, the fractal dimension d is defined in terms of the scaling of the inverse participation ratio IPR as $\text{IPR} \sim N^{-d}$, where

$$\text{IPR} = \sum_n |\langle n | \psi \rangle|^4 \quad (3)$$

with $|\psi\rangle$ denoting the (eigen)state under consideration and the summation running over all basis states $|n\rangle$.

For $0 \leq \gamma < 1$, the model is in the *ergodic* phase. This phase is characterized by Wigner-Dyson level spacing statistics (typically observed for quantum-chaotic systems) and eigenstates with fractal dimension $d = 1$. For $1 \leq \gamma < 2$, the model is in the *fractal* phase. This phase is characterized by Wigner-Dyson level spacing statistics and eigenstates with fractal dimension $d = 2 - \gamma$. For $\gamma \geq 2$, the model is in the *localized* phase, characterized by Poissonian level statistics (uncorrelated levels, typically observed for integrable systems) and eigenstates with fractal dimension $d = 0$. A numerical investigation of finite- N scalings, which is discussed in some more detail below, can be found in Ref. [50].

This work focuses on the unitary equivalent of the Rosenzweig-Porter model, which was introduced recently in Ref. [38] for the variant with real-valued elements. The eigenvalues of unitary matrices are located on the unit circle in the complex plane, and can thus be parametrized as $\exp(i\theta)$ for $\theta \in [-\pi, \pi)$. The density of states for the unitary equivalent of the Rosenzweig-Porter model is uniform, meaning that the spectra can be analyzed without spectral unfolding or the need to take into account edge effects. Samples of this random matrix model can be obtained through stochastic time-evolution of a time-dependent matrix $U(t)$ which is initialized as

$$U(0) = \text{diag}(e^{i\theta_1}, e^{i\theta_2}, \dots, e^{i\theta_N}) \quad (4)$$

with the phases θ_n ($n = 1, 2, \dots, N$) sampled independently from the uniform distribution ranging over $[-\pi, \pi)$. The dynamics of this unitary matrix are governed by *circular Dyson Brownian motion* [51, 52],

$$U(t + dt) = U(t) e^{i\sqrt{dt}M}, \quad (5)$$

where M is again a sample from the Gaussian unitary ensemble. This matrix is re-sampled at each evaluation. The time step dt is required to be small enough such that $\exp(i\sqrt{dt}M)$ can be well-approximated by $1 + i\sqrt{dt}M$. For the unitary equivalent of the Rosenzweig-Porter model to result, this stochastic process needs to be evaluated up to time $t = N^{-\gamma}$.

Naively, numerical sampling from the unitary equivalent of the Rosenzweig-Porter ensemble is computationally expensive as it requires many evolutions over time intervals of infinitesimal length. As Eq. (5) gives the proper time-evolution only up to first order, moreover the results are subject to a loss of accuracy with progressing time. Indeed, this was the approach used in Ref. [38]. Ref. [53] recently proposed an improved algorithm that is not subject to these restrictions. Let

$$A = U(0) + \sqrt{dt}M, \quad (6)$$

where again M is a sample from the Gaussian unitary ensemble. One can show that a realization U from the unitary equivalent of the Rosenzweig-Porter ensemble can be obtained by from the QR-decomposition of A as $U = \Lambda Q$, where

$$A = QR \quad (7)$$

with Q being unitary and R being upper-triangular with real-valued diagonal elements. The matrix Λ , making the QR-decomposition unique, is obtained from R as

$$\Lambda = \text{diag}\left(\frac{R_{11}}{|R_{11}|}, \frac{R_{22}}{|R_{22}|}, \dots, \frac{R_{NN}}{|R_{NN}|}\right). \quad (8)$$

Within this procedure, the time step can be arbitrarily large. A sample from the unitary equivalent of the Rosenzweig-Porter model can be obtained by setting $dt \rightarrow N^{-\gamma}$. In what follows, numerical data is obtained using this procedure. It can be of interest to note that this work is the first application of this algorithm.

III. SHORT-RANGE SPECTRAL STATISTICS

In this work, short-range level statistics are quantified through the commonly studied average ratio of consecutive level spacings [8, 19]. Let the eigenvalues λ_n ($n = 1, 2, \dots, N$) of the unitary matrix that is studied be parametrized as $\lambda_n = \exp(i\theta_n)$ with $\theta_n \in [-\pi, \pi)$, and sorted such that $\theta_1 \leq \theta_2 \leq \dots \leq \theta_N$. The ratios r_n ($n = 1, 2, \dots, N - 2$) of consecutive level spacings are then defined as

$$r_n = \min\left(\frac{\theta_{n+2} - \theta_{n+1}}{\theta_{n+1} - \theta_n}, \frac{\theta_{n+1} - \theta_n}{\theta_{n+2} - \theta_{n+1}}\right). \quad (9)$$

By construction, $r_n \in [0, 1]$. Poissonian and Wigner-Dyson level statistics are characterized by an average value $\langle r \rangle$ given by $\langle r \rangle = 2 \ln(2) - 1 \approx 0.386$ and $\langle r \rangle \approx 0.600$, respectively.

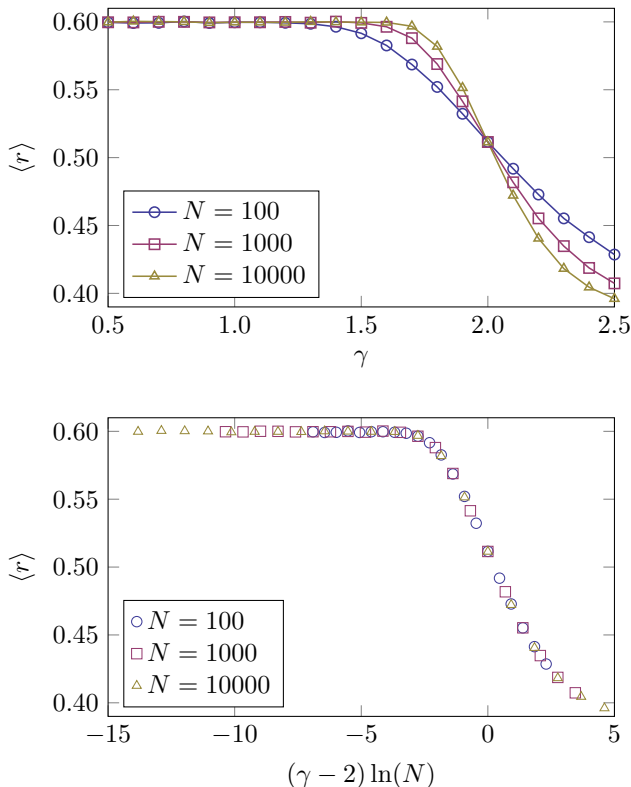


FIG. 1. The average ratio of consecutive level spacings $\langle r \rangle$ taken over full spectra for dimensions $N = 100$, $N = 1000$, and $N = 10000$ as a function of γ (upper panel) and $(\gamma - \gamma_c) \ln(N)^{1/\nu}$ with $\gamma_c = 2$ and $\nu = 1$ (lower panel).

Fig. 1 shows the average (taken over full spectra and a large number of samples) ratio of consecutive level spacings as a function of γ for dimensions $N = 100$, $N = 1000$, and $N = 10000$ (upper panel). As expected, the curves tend towards a transition from Wigner-Dyson to Poissonian at the transition between the fractal and the localized phases at $\gamma = 2$. No indications for the transition between the ergodic and the fractal phases at $\gamma = 1$ can be observed. Ref. [50] established for the (Hermitian) Rosenzweig-Porter model that a collapse of finite- N curves is observed when plotting $\langle r \rangle$ as a function of $(\gamma - \gamma_c) \ln(N)^{1/\nu}$ with $\gamma_c = 2$ and $\nu = 1$. A similar scaling is shown in the lower panel, where indeed a collapse can be observed.

IV. LONG-RANGE SPECTRAL STATISTICS

In terms of the parametrization of the eigenvalues introduced above, long-range spectral statistics are conve-

niently probed by the spectral form factor

$$K(t) = \left\langle \frac{1}{N} \sum_{n,m} e^{i(\theta_n - \theta_m)t} \right\rangle \quad (10)$$

$$= \left\langle \frac{1}{N} \left| \sum_n e^{i\theta_n t} \right|^2 \right\rangle, \quad (11)$$

where again $\langle \cdot \rangle$ denotes an ensemble average [3]. The spectral form factor can be interpreted as the Fourier transform of the two-point spectral correlation function, where t has the interpretation of a time. Since the phases θ_n can take values ranging from $-\pi$ to π only, the time only takes discrete values $t \in \mathbb{Z}$. For random matrices sampled from the circular unitary ensemble, the spectral form factor can be evaluated analytically as

$$K(t) = \begin{cases} t/N & \text{if } |t| \leq N, \\ 1 & \text{if } |t| > N. \end{cases} \quad (12)$$

For unitary matrices with Poissonian level statistics, one easily finds $K(t) = 1$.

Fig. 2 shows the spectral form factor obtained from a large number of spectra as a function of time for values of γ in each of the ergodic, fractal, and localized phases for matrix dimensions $N = 100$, $N = 1000$, and $N = 10000$. In the ergodic phase ($\gamma < 1$), the spectral form factor matches the evaluation for the circular unitary ensemble [Eq. (12)] almost precisely. The fractal phase ($1 \leq \gamma < 2$) is characterized by intermediate statistics interpolating between the evaluations for the circular unitary ensemble and Poissonian statistics. For $\gamma = 2$, the spectral form factor appears to be scale-invariant in the sense that it is independent of N when considered in terms of the scaled time t/N . In the localized phase ($\gamma \geq 2$), the spectral form factor tends towards $K(t) = 1$ as expected for localized systems with increasing dimension.

The question of interest in this work is whether (long-range) spectral statistics can be used to probe the transition between the ergodic and the fractal phases at $\gamma = 1$. Above, it was illustrated that level spacing (short-range) statistics are insensitive to this transition. Since the spectral form factor can be interpreted as the Fourier transform of the two-point spectral correlation function, one could say that the spectral form factor evaluated at time t probes two-point spectral correlations over a separation $\sim 1/t$. This notion is commonly quantified by the *Thouless time*, after Thouless [54]. The Thouless time is typically defined as the lowest time from which onwards the spectral form factor matches the evaluation for the (in this case) circular unitary ensemble. The Thouless time has been found useful to quantify the onset of quantum chaos for various physical and random matrix models [12, 13, 55–58].

The integrated value of the spectral form factor over time is fixed the presence or absence of level repulsion

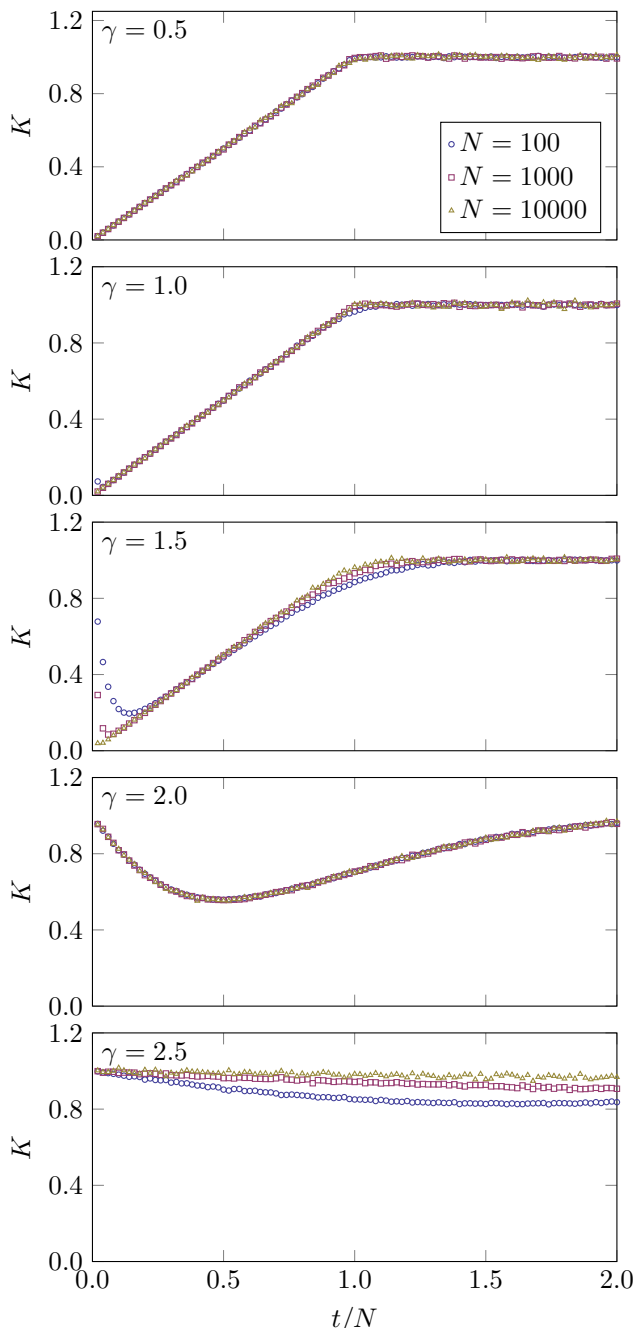


FIG. 2. The spectral form factor for dimensions $N = 100$, $N = 1000$, and $N = 10000$ for values of γ in each of the ergodic, fractal, and localized phases.

[59]. Level repulsion is present (absent) if the two-point spectral self-correlation is zero (non-zero). Wigner-Dyson level statistics obey level repulsion, while Poissonian level statistics do not. Specifically,

$$\int_0^\infty \left[1 - K\left(\frac{t}{N}\right) \right] dt = \begin{cases} \pi N & \text{(level repulsion),} \\ 0 & \text{(no level repulsion),} \end{cases} \quad (13)$$

where for convenience the sum over discrete times has

been written as an integral. Because of this constraint, one can not trivially define a time from which onwards the spectral form factor matches the evaluation for the circular unitary ensemble. The Thouless time is here defined as the time at which the spectral form factor first intersects the evaluation for the circular unitary ensemble. Arguably, this is the most precise definition of the Thouless time that can be formulated.

Fig. 3 (upper panel) shows the Thouless time t_{Th} obtained from the spectral form factor resulting from a large number of spectra as a function of γ around $\gamma = 1$ for matrix dimensions $N = 100$, $N = 1000$, and $N = 10000$. For clarity, the lower panel shows a graphical illustration of how the Thouless time is obtained. This panel shows the spectral form factor for $N = 10000$ and $\gamma = 1.3$ combined with the evaluation for the circular unitary ensemble. As can be read off from the upper panel, the points at which the curves first intersect (interpreted as the Thouless time) is found as $t \approx 80.4$. Because of the constraint of Eq. (13), there is an additional deviation between the curves at $t > t_{\text{Th}}$ to compensate for the deviation on the interval $t \in [0, t_{\text{Th}}]$.

For $\gamma < 1$, the Thouless time is of order unity, indicating agreement of the spectral form factor with the random matrix theory expectation almost fully. From $\gamma = 1$ onwards, the Thouless time quickly increases, which indicates a transition to a phase characterized by different long-range spectral two-point correlations. As $\lim_{N \rightarrow \infty} t_{\text{Th}}/N \rightarrow 0$ in the fractal phase ($1 \leq \gamma < 2$), short-range level statistics remain unaffected by the increase of the Thouless time. Consistent results can be observed in Fig. 2. These results show that the spectral form factor can be used to probe the transition at $\gamma = 1$ between the ergodic and the fractal phases.

V. CONCLUSIONS AND OUTLOOK

This work focused on the long-range spectral statistics of the recently introduced unitary equivalent of the Rosenzweig-Porter model. Using the algorithm of Ref. [53] to efficiently sample this model, it was argued that the spectral form factor is able to probe the transition between the ergodic and the fractal phases ($\gamma = 1$). More precisely, it was observed that the transition between the ergodic and the fractal phases can be marked as the highest value of γ for which the spectral form factor first intersects the spectral form factor of the circular unitary ensemble at times of order unity. It has been argued that this time can be interpreted as a Thouless time, which is a commonly used probe for quantum ergodicity. Taking into account that the transition between the fractal and the localized phases can be probed through short-range spectral statistics such as the average ratio of consecutive level spacings, this work establishes that spectral statistics are sufficient to probe both transitions present in the phase diagram.

At an intuitive level, one might expect that the ob-

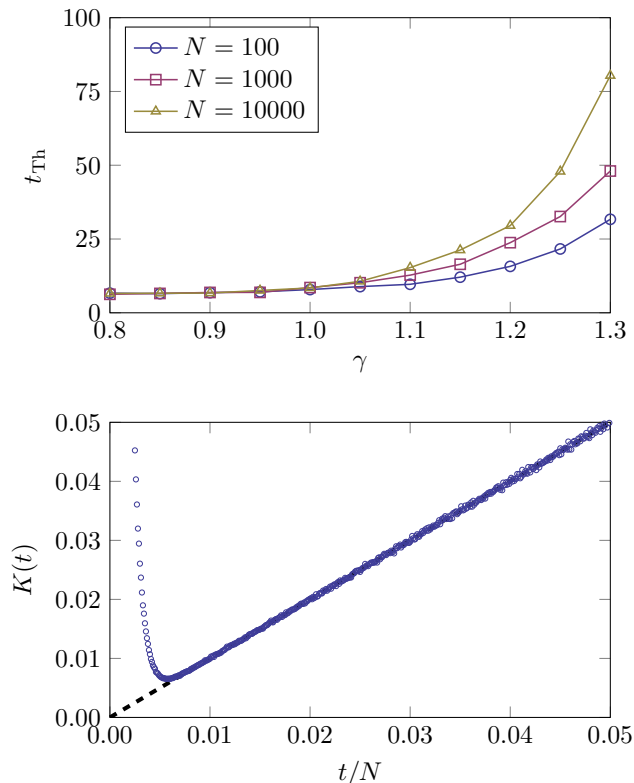


FIG. 3. Upper panel: the Thouless time t_{Th} as obtained from the spectral form factor (see the main text for details) as a function of γ around $\gamma = 1$ for dimensions $N = 100$, $N = 1000$, and $N = 10000$. Lower panel: an illustration of how the Thouless time is determined. The plot shows the spectral form factor for $N = 10000$ and $\gamma = 1.3$, combined with the evaluation for the circular unitary ensemble (black dashed curve). The point at which these curves first intersect (here, at $t \approx 80.4$) is marked as the Thouless time.

servation that ergodic and fractal phases are characterized by different types of (long-range) spectral statistics holds more generally. Performing a similar analysis as discussed in this work for random matrix models related to the Rosenzweig-Porter model is potentially a fruitful starting point to further investigate this hypothesis. Another aspect arguably worth further investigation is the structure and possible universality of the scale-invariant (in the sense that it is independent of N when considered in terms of the scaled time t/N) spectral form factor at the transition between the fractal and the localized phases ($\gamma = 2$). Finally, the constraint on the spectral form factor imposed by the presence or absence of level repulsion [Eq. (13)] as introduced in Ref. [59] and the way in which it is taken into account here invites for reconsiderations on how to use the spectral form factor as a probe for long-range spectral correlations. In particular, one could ask if the definitions of the Thouless time used here and in the literature could be sharpened.

ACKNOWLEDGMENTS

The author acknowledges support from the Kreitman School of Advanced Graduate Studies at Ben-Gurion University.

-
- [1] C. E. Porter, ed., *Statistical theories of spectra: fluctuations* (Academic Press, New York, 1965).
- [2] T. A. Brody, J. Flores, J. B. French, P. A. Mello, A. Pandey, and S. S. M. Wong, Random-matrix physics: spectrum and strength fluctuations, *Rev. Mod. Phys.* **53**, 385 (1981).
- [3] M. L. Mehta, *Random Matrices*, 2nd ed. (Academic Press, London, 1991).
- [4] B. I. Shklovskii, B. Shapiro, B. R. Sears, P. Lambrianides, and H. B. Shore, Statistics of spectra of disordered systems near the metal-insulator transition, *Phys. Rev. B* **47**, 11487 (1993).
- [5] A. D. Mirlin, Statistics of energy levels and eigenfunctions in disordered systems, *Phys. Rep.* **326**, 259 (2000).
- [6] F. Evers and A. D. Mirlin, Anderson transitions, *Rev. Mod. Phys.* **80**, 1355 (2008).
- [7] J. Šuntajs, T. Prosen, and L. Vidmar, Localization challenges quantum chaos in the finite two-dimensional Anderson model, *Phys. Rev. B* **107**, 064205 (2023).
- [8] V. Oganesyan and D. A. Huse, Localization of interacting fermions at high temperature, *Phys. Rev. B* **75**, 155111 (2007).
- [9] M. Serbyn and J. E. Moore, Spectral statistics across the many-body localization transition, *Phys. Rev. B* **93**, 041424 (2016).
- [10] W. Buijsman, V. Cheianov, and V. Gritsev, Random Matrix Ensemble for the Level Statistics of Many-Body Localization, *Phys. Rev. Lett.* **122**, 180601 (2019).
- [11] P. Sierant and J. Zakrzewski, Model of level statistics for disordered interacting quantum many-body systems, *Phys. Rev. B* **101**, 104201 (2020).
- [12] P. Sierant, D. Delande, and J. Zakrzewski, Thouless Time Analysis of Anderson and Many-Body Localization Transitions, *Phys. Rev. Lett.* **124**, 186601 (2020).
- [13] J. Šuntajs, J. Boča, T. Prosen, and L. Vidmar, Quantum chaos challenges many-body localization, *Phys. Rev. E* **102**, 062144 (2020).
- [14] H. Gharibyan, M. Hanada, S. H. Shenker, and M. Tezuka, Onset of random matrix behavior in scrambling systems, *J. High Energy Phys.* **2018**, 124.
- [15] W. L. Vleeshouwers and V. Gritsev, Topological field theory approach to intermediate statistics, *SciPost Phys.* **10**,

- 146 (2021).
- [16] W. L. Vleeshouwers and V. Gritsev, The spectral form factor in the 't Hooft limit – Intermediacy versus universality, *SciPost Phys. Core* **5**, 051 (2022).
- [17] J.-S. Caux and J. Mossel, Remarks on the notion of quantum integrability, *J. Stat. Mech.: Theory Exp.* **2011**, 02023.
- [18] D. Szász-Schagrín, B. Pozsgay, and G. Takács, Weak integrability breaking and level spacing distribution, *SciPost Phys.* **11**, 037 (2021).
- [19] Y. Y. Atas, E. Bogomolny, O. Giraud, and G. Roux, Distribution of the Ratio of Consecutive Level Spacings in Random Matrix Ensembles, *Phys. Rev. Lett.* **110**, 084101 (2013).
- [20] O. Giraud, N. Macé, E. Vernier, and F. Alet, Probing Symmetries of Quantum Many-Body Systems through Gap Ratio Statistics, *Phys. Rev. X* **12**, 011006 (2022).
- [21] P. Kos, M. Ljubotina, and T. Prosen, Many-Body Quantum Chaos: Analytic Connection to Random Matrix Theory, *Phys. Rev. X* **8**, 021062 (2018).
- [22] G. Cipolloni, L. Erdős, and D. Schröder, On the Spectral Form Factor for Random Matrices, *Comm. Math. Phys.* **401**, 1665 (2023).
- [23] N. Rosenzweig and C. E. Porter, “Repulsion of Energy Levels” in Complex Atomic Spectra, *Phys. Rev.* **120**, 1698 (1960).
- [24] V. E. Kravtsov, I. M. Khaymovich, E. Cuevas, and M. Amini, A random matrix model with localization and ergodic transitions, *New J. Phys.* **17**, 122002 (2015).
- [25] D. Facchetti, P. Vivo, and G. Biroli, From non-ergodic eigenvectors to local resolvent statistics and back: A random matrix perspective, *Europhys. Lett.* **115**, 47003 (2016).
- [26] K. Truong and A. Ossipov, Eigenvectors under a generic perturbation: Non-perturbative results from the random matrix approach, *Europhys. Lett.* **116**, 37002 (2016).
- [27] C. Monthus, Multifractality of eigenstates in the delocalized non-ergodic phase of some random matrix models: Wigner-Weisskopf approach, *J. Phys. A: Math. Theor.* **50**, 295101 (2017).
- [28] E. Bogomolny and M. Sieber, Eigenfunction distribution for the Rosenzweig-Porter model, *Phys. Rev. E* **98**, 032139 (2018).
- [29] P. von Soosten and S. Warzel, Non-ergodic delocalization in the Rosenzweig-Porter model, *Lett. Math. Phys.* **109**, 905 (2018).
- [30] N. Macé, F. Alet, and N. Laflorencie, Multifractal Scalings Across the Many-Body Localization Transition, *Phys. Rev. Lett.* **123**, 180601 (2019).
- [31] D. J. Luitz, I. M. Khaymovich, and Y. Bar Lev, Multifractality and its role in anomalous transport in the disordered XXZ spin-chain, *SciPost Phys. Core* **2**, 006 (2020).
- [32] X. Zhang, W. Zhang, J. Che, and B. Dietz, Experimental test of the Rosenzweig-Porter model for the transition from Poisson to Gaussian unitary ensemble statistics, [arXiv:2305.12840](https://arxiv.org/abs/2305.12840) (2023).
- [33] G. De Tomasi, M. Amini, S. Bera, I. M. Khaymovich, and V. E. Kravtsov, Survival probability in Generalized Rosenzweig-Porter random matrix ensemble, *SciPost Phys.* **6**, 014 (2019).
- [34] I. M. Khaymovich, V. E. Kravtsov, B. L. Altshuler, and L. B. Ioffe, Fragile extended phases in the log-normal Rosenzweig-Porter model, *Phys. Rev. Res.* **2**, 043346 (2020).
- [35] G. Biroli and M. Tarzia, Lévy-Rosenzweig-Porter random matrix ensemble, *Phys. Rev. B* **103**, 104205 (2021).
- [36] I. M. Khaymovich and V. E. Kravtsov, Dynamical phases in a “multifractal” Rosenzweig-Porter model, *SciPost Phys.* **11**, 045 (2021).
- [37] A. G. Kutlin and I. M. Khaymovich, Emergent fractal phase in energy stratified random models, *SciPost Phys.* **11**, 101 (2021).
- [38] W. Buijsman and Y. Bar Lev, Circular Rosenzweig-Porter random matrix ensemble, *SciPost Phys.* **12**, 082 (2022).
- [39] G. De Tomasi and I. M. Khaymovich, Non-Hermitian Rosenzweig-Porter random-matrix ensemble: Obstruction to the fractal phase, *Phys. Rev. B* **106**, 094204 (2022).
- [40] D. Venturelli, L. F. Cugliandolo, G. Schehr, and M. Tarzia, Replica approach to the generalized Rosenzweig-Porter model, *SciPost Phys.* **14**, 110 (2023).
- [41] R. Barney, M. Winer, C. L. Baldwin, B. Swingle, and V. Galitski, Spectral statistics of a minimal quantum glass model, *SciPost Phys.* **15**, 084 (2023).
- [42] M. Sarkar, R. Ghosh, and I. M. Khaymovich, Tuning the phase diagram of a Rosenzweig-Porter model with fractal disorder, *Phys. Rev. B* **108**, L060203 (2023).
- [43] S. Roy, S. Basu, and I. M. Khaymovich, Ergodicity-breaking phase diagram and fractal dimensions in long-range models with generically correlated disorder, [arXiv:2307.03085](https://arxiv.org/abs/2307.03085) (2023).
- [44] A. Kutlin and I. M. Khaymovich, Anatomy of the eigenstates distribution: a quest for a genuine multifractality, [arXiv:2309.06468](https://arxiv.org/abs/2309.06468) (2023).
- [45] P. Ponte, Z. Papić, F. Huveneers, and D. A. Abanin, Many-Body Localization in Periodically Driven Systems, *Phys. Rev. Lett.* **114**, 140401 (2015).
- [46] D. A. Abanin, W. De Roeck, and F. Huveneers, Theory of many-body localization in periodically driven systems, *Ann. Phys.* **372**, 1 (2016).
- [47] L. Zhang, V. Khemani, and D. A. Huse, A Floquet model for the many-body localization transition, *Phys. Rev. B* **94**, 224202 (2016).
- [48] P. Bordia, H. Lüschen, U. Schneider, M. Knap, and I. Bloch, Periodically driving a many-body localized quantum system, *Nat. Phys.* **13**, 460 (2017).
- [49] R. Berkovits, Super-Poissonian behavior of the Rosenzweig-Porter model in the nonergodic extended regime, *Phys. Rev. B* **102**, 165140 (2020).
- [50] M. Pino, J. Tabanera, and P. Serna, From ergodic to non-ergodic chaos in Rosenzweig-Porter model, *J. Phys. A: Math. Theor.* **52**, 475101 (2019).
- [51] F. J. Dyson, A Brownian-Motion Model for the Eigenvalues of a Random Matrix, *J. Math. Phys.* **3**, 1191 (1962).
- [52] F. J. Dyson, A Class of Matrix Ensembles, *J. Math. Phys.* **13**, 90 (1972).
- [53] W. Buijsman, Efficient circular Dyson Brownian motion algorithm, [arXiv:2309.07457](https://arxiv.org/abs/2309.07457) (2023).
- [54] J. T. Edwards and D. J. Thouless, Numerical studies of localization in disordered systems, *J. Phys. C: Solid State Phys.* **5**, 807 (1972).
- [55] A. Chan, A. De Luca, and J. T. Chalker, Spectral Statistics in Spatially Extended Chaotic Quantum Many-Body Systems, *Phys. Rev. Lett.* **121**, 060601 (2018).
- [56] T. Nosaka, D. Rosa, and J. Yoon, The Thouless time for mass-deformed SYK, *J. High Energy Phys.* **2018**, 41.
- [57] A. J. Friedman, A. Chan, A. De Luca, and J. T. Chalker,

- Spectral Statistics and Many-Body Quantum Chaos with Conserved Charge, [Phys. Rev. Lett. **123**, 210603 \(2019\)](#).
- [58] L. Colmenarez, D. J. Luitz, I. M. Khaymovich, and G. De Tomasi, Subdiffusive Thouless time scaling in the Anderson model on random regular graphs, [Phys. Rev. B **105**, 174207 \(2022\)](#).
- [59] W. Buijsman, V. Cheianov, and V. Gritsev, Sensitivity of the spectral form factor to short-range level statistics, [Phys. Rev. E **102**, 042216 \(2020\)](#).