

---

# TOUCHUP-G: Improving Feature Representation through Graph-Centric Finetuning

---

**Jing Zhu**  
University of Michigan, Ann Arbor  
jingzhuu@umich.edu

**Xiang Song**  
Amazon  
xiangsx@amazon.com

**Vassilis N. Ioannidis**  
Amazon  
ivasilei@amazon.com

**Danai Koutra**  
University of Michigan, Ann Arbor  
dkoutra@umich.edu

**Christos Faloutsos**  
Carnegie Mellon University  
christos@cs.cmu.edu

## Abstract

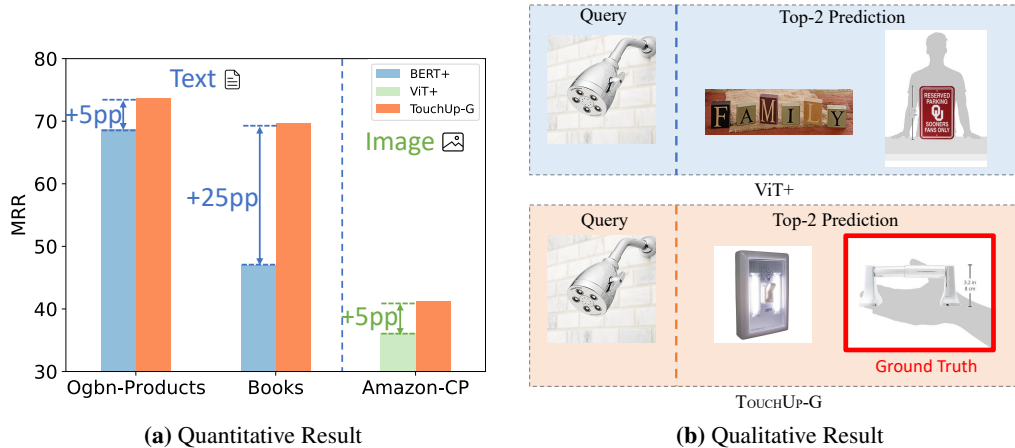
How can we enhance the node features acquired from Pretrained Models (PMs) to better suit downstream graph learning tasks? Graph Neural Networks (GNNs) have become the state-of-the-art approach for many high-impact, real-world graph applications. For feature-rich graphs, a prevalent practice involves utilizing a PM directly to generate features, without incorporating any domain adaptation techniques. Nevertheless, this practice is suboptimal because the node features extracted from PM are graph-agnostic and prevent GNNs from fully utilizing the potential correlations between the graph structure and node features, leading to a decline in GNNs performance.

In this work, we seek to improve the node features obtained from a PM for downstream graph tasks and introduce TOUCHUP-G, which has several advantages. It is (a) **General**: applicable to any downstream graph task, including link prediction which is often employed in recommender systems; (b) **Multi-modal**: able to improve raw features of any modality (e.g. images, texts, audio); (c) **Principled**: it is closely related to a novel metric, feature homophily, which we propose to quantify the potential correlations between the graph structure and node features and we show that TOUCHUP-G can effectively shrink the discrepancy between the graph structure and node features; (d) **Effective**: achieving state-of-the-art results on four real-world datasets spanning different tasks and modalities.

## 1 Introduction

How can we enhance the quality of node features acquired from Pretrained Models (PMs) to better suit downstream graph tasks? Graphs or networks serve as fundamental representations for relational structures, and their analysis is useful in many scientific and industrial applications. Various tasks, ranging from recommendation and molecule property prediction to knowledge graph completion, can be formulated as graph learning endeavors. Graph Neural Networks (GNNs) employ a message-passing mechanism, where each node transmits its feature representations as messages to neighboring nodes, and thereby iteratively updating these neighbors' feature representations [1–5]. GNNs have become the state-of-the-art practice for most real-world graph learning tasks.

Pretrained Models (PMs), such as BERT, GPT, and ViT [6–8] have demonstrated remarkable performance across a range of natural language processing and computer vision tasks, including question answering and image classification. These models have become the foundations of modern ML systems. As a result, in real-world applications, it is common practice to utilize pretrained models for generating node features, and subsequently integrating these derived features into GNNs for graph learning tasks, encompassing link prediction and node classification [9–13]. Nonetheless, employing node features from PMs without any domain adaptation is suboptimal, as features generated from PMs are completely unaware of the graph structure and prevents GNNs from fully exploiting the



**Figure 1: TOUCHUP-G wins:** (a) Compared with features obtained directly from pretrained models (BERT [6] or ViT [8]), TOUCHUP-G improves the quantitative performance by more than 25% across datasets and modalities. (b) Examples from the Amazon co-purchasing dataset (Amazon-CP) show that TOUCHUP-G correctly predicts the ground truth in top-2 predictions while ViT+ fails.

relation between node features and the graph structure. An illustrative real-world example is shown in Fig. 2, where we leverage a co-purchasing graph to predict products frequently purchased together. Utilizing image features directly from PMs results in distinct feature representations for each product, causing GNNs to falter in predicting products that tend to be purchased together. This is a widespread issue that persists whenever a PM is leveraged to generate node features and the pretraining objective does not take graph structure into account. A few solutions have been proposed to address the issue. Patton assumes node features are text and uses language-specific training objectives [14]. GLEM assumes the task is node classification and uses node labels during alternative training [12]. They suffer from two drawbacks: First, they do not measure the quality of node features from PMs, which decides whether finetuning is necessary. Second, they use text-specific features and only works on text-rich graphs. Instead, our solution is *general* and can improve the node features obtained from *any* PMs, so that GNNs can achieve better performance in *any* downstream graph tasks.

To this end, we propose TOUCHUP-G, a "Detect & Correct" approach for refining node features extracted from PMs. To **detect** the alignment between the node features and the graph structure, we introduce a novel feature homophily metric that quantifies the potential correlations between graph structure and node features. Our proposed feature homophily metric accommodates vectorized features and is bounded in the range of  $[-1, 1]$  so as to allow comparison between graphs. To **correct** the node features obtained from PMs, we propose graph-centric finetuning, a simple TOUCHUP enhancement technique that improves Graph’s node features from any pretrained models. TOUCHUP-G is lightweight, adaptable to a variety of PMs in multiple domains. The node features obtained from TOUCHUP-G show a strong correlation with the graph structure and are able to attain state-of-the-art performance when employed in GNNs for downstream graph tasks. A summary of our results is shown in Fig. 1.

Our contributions are summarized as follows:

- **General:** TOUCHUP-G can be applied to a variety of graph tasks, including link prediction, which is often employed in recommendation systems.
- **Multi-modal:** TOUCHUP-G can be applied to any pretrained models from any modality, e.g., texts, images, etc. To the best of our knowledge, we are the first to propose finetuning vision transformers for graph tasks.



**Figure 2: Why pretrained features may fail:** We show a subgraph of Amazon Co-purchasing graph (Amazon-CP). Products possessing disparate visual features are often bought together.

**Table 1:** Qualitative comparison of finetuning frameworks. TOUCHUP-G is **General**—it can be applied on any graph tasks including node classification (NC) and link prediction (LP)—, **Multi-modal** (applicable to features from any modality), **Principled** and **Effective**.

Property \ Method	GLEM [12]	GIANT [13]	Patton [14]	BERT+ [6]	TOUCHUP-G (ours)
General-NC	✓	✓	✓	✓	✓
General-LP			✓	✓	✓
Multi-modal					✓
Principled		✓			✓
Effective	✓	✓	✓	?	✓

- **Principled:** We propose a novel metric feature homophily, Eq. 2, § 3.2, to measure the correlation between node features and graph structure.
- **Effective:** TOUCHUP-G achieves state-of-the-art performance on 4 real datasets across various tasks and modalities.

## 2 Related Work

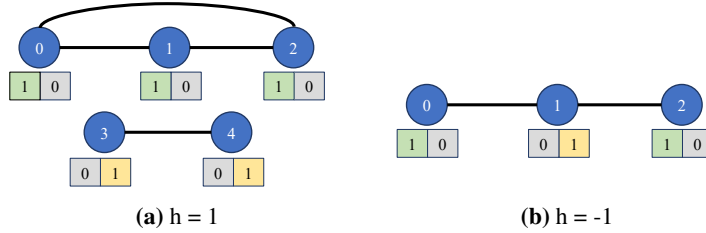
Next we discuss related work, and give a qualitative comparison of TOUCHUP-G and other finetuning frameworks in Table 1; only our approach satisfies all the specifications.

**Pretrained Models as Feature Embeddings.** Pretrained language models, designed to acquire broad language representations from extensive corpora, have been widely used to obtain node representations for graphs with rich text information [6, 15–17]. The breakthroughs of transformers [18] has also ignited significant enthusiasm within the computer vision domain. Notably, Vision Transformers (ViTs) have been introduced to acquire general visual representations of images [8, 19–21]. For transformers in the language and vision domain, we refer to the survey for more details [22]. The typical approach of learning text-rich graphs adopts a “cascaded architecture” where features are initially extracted via a PM and incorporated directly into GNNs. But this approach is suboptimal and several works have been proposed to better adapt features from PMs to GNNs [12–14, 23]. A comparative analysis between TOUCHUP-G and previous methods is outlined Tab. 1. Most work aims to finetune language models to improve representation for node classification on text-rich graphs. Here, we aim to design a *general* approach that works for any source of modality, such as images and audio, and any graph downstream tasks, such as link prediction. To the best of our knowledge, we are the first to propose finetuning pretrained visual representations for graph tasks. Moreover, none of the previous works provides a measure of how good/bad the node features are, which is important to decide whether enhancement on node features is needed.

**Feature Homophily in GNNs** Existing GNN models heavily relies on the feature homophily assumption. SlimG highlights the inability of GNN models to effectively leverage the graph structure in the presence of noisy node features, primarily due to their strong dependence on the feature matrix [24]. Yang *et al.* shows that GNNs penalizes deviations between the embeddings of two nodes sharing an edge [25, 26]. However, what is a good metric for feature homophily remains unclear. Newman introduces assortativity as a measure to assess the similarity of scalar or categorical features along connected edges [27, 28]. But assortativity cannot be applied to vectorized features. Feature smoothness measures the dissimilarity of nodes’ features wrt. neighboring features [29]. However, the smoothness score is unbounded in magnitude, making it hard to compare against graphs with varying sizes. In contrast, our proposed feature homophily score accommodates vectorized features and is bounded in the range of [-1,1].

## 3 TOUCHUP-G

Next, we detail TOUCHUP-G, the first framework that **detects** the discrepancy between graph structure and node features from PMs using a feature homophily measurement and **corrects** node features through graph-centric finetuning.



**Figure 3:** Example graphs that exhibit strong positive/negative correlation between features and structure. In subfigure (a), every node over the connected edge has the exact same feature, while in subfigure (b), every node over the connected edge has the exact opposite feature.

### 3.1 Preliminaries

**Graphs.** We consider a **graph**  $G = (V, E, S)$ , where  $V$  is the set of vertices,  $E$  is the set of edges,  $S$  is the set of raw node features, e.g. raw text, raw images etc.  $\mathbf{A} \in \mathbb{R}^{|V| \times |V|}$  is the adjacency matrix for  $G$ .

**Node Features  $\mathbf{X}$  from PMs.** Denote  $\mathbf{T}$  as a pretrained model of any modalities, and  $\mathbf{X} = \mathbf{T}(S)$ .  $\mathbf{X} \in \mathbb{R}^{|V| \times d}$  is extracted  $d$ -dimensional node feature embedding from the pretrained model  $\mathbf{T}$ . We use  $\mathbf{X}$  as features in GNNs.

**Link Prediction.** Given a graph  $G$ , predict whether there will be a future link  $e_{ij}$  between a pair of nodes  $i$  and  $j$ , where  $i, j \in V$  and  $e_{ij} \notin E$ .

**Node Classification.** Given a graph  $G$ , and the labels of  $m$  nodes in  $G$ , where  $m \ll |V|$ , predict the unknown classes of  $|V| - m$  test nodes.

### 3.2 Detection of Feature/Structure Discrepancy: Proposed Homophily Measure

How can we detect the discrepancy between features and structure and how can we evaluate whether GNNs have the potential to fully exploit graph structure and node features? An intuitive approach is to use cosine similarity between nodes or measure the feature smoothness over nodes. However, these methods have several drawbacks, which we outline next.

**Intuitive Measures & their Limitations.** The most intuitive way to measure node similarity over connected edges is to measure the **cosine similarity** between nodes. However, this approach is not ideal. As shown in Fig. 3(b), for a graph where each pair of linked nodes has opposite features, the average cosine similarity is 0. Thus, cosine similarity fails to differentiate random features from negatively correlated features.

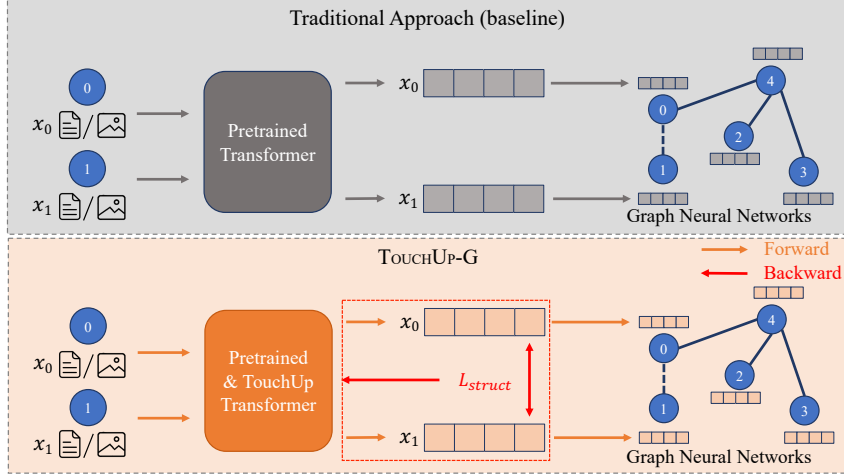
Another candidate measure is **feature smoothness**, which quantifies how features propagate throughout the network. Given a node  $v$ , the set  $N_v$  of neighbors of a node  $v$ , the feature smoothness is defined as follows:

$$\lambda_f = \frac{\left\| \sum_{v \in V} \left( \sum_{v' \in N_v} (x_v - x_{v'}) \right)^2 \right\|_1}{|E| \cdot d} \quad (1)$$

where  $\lambda_f \in [0, +\infty)$ . Here a smaller  $\lambda_f$  indicates the features in the graph tend to be similar to their neighbors. However, this metric suffers from two drawbacks. First, the magnitude of the feature smoothness score is unbounded and depends on the number of edges in a graph. As a result, feature smoothness cannot be compared across graphs of varying sizes. Second, similar to cosine similarity, feature smoothness fails to differentiate between random features and negatively correlated features, as both generate a large  $\lambda_f$ .

**Proposed Feature Homophily Measure.** Motivated by the limitations of the above-mentioned intuitive metrics, we now introduce a feature homophily measure  $h_f$ , that can effectively quantify the alignment between the node features and graph structure.

**Definition 1** (Feature homophily). *Given a graph  $G = (V, E)$  and the feature embeddings  $x_i, x_j$  of nodes  $i, j$  where  $e_{ij} \in E$ , the feature homophily ratio  $h_f$  is defined as follows:*



**Figure 4: Overview of TOUCHUP-G.** [Top, ■] Typically, a pretrained transformer [6, 8] is used to extract features from raw text or images for each node, and then GNNs are trained upon the extracted features. [Bottom, ■] We propose TOUCHUP-G, which applies graph-centric finetuning on the pretrained transformer using a structure-based loss  $L_{struct}$ . The features from the TOUCHUP transformer shrink discrepancy between node features and the graph structure, and help GNNs to better exploit the graph structure

$$h_f = \frac{\sum_{e_{ij} \in E} (x_i - \bar{x}) \cdot (x_j - \bar{x})}{\sqrt{\sum_{e_{ij} \in E} (x_i - \bar{x}) \cdot (x_i - \bar{x})} \cdot \sqrt{\sum_{e_{ij} \in E} (x_j - \bar{x}) \cdot (x_j - \bar{x})}} \quad (2)$$

where  $\bar{x} = \frac{\sum_{e_{ij} \in E} (x_i + x_j)}{2|E|}$  denotes the mean vector of node features over edges.

The feature homophily score  $h_f$  effectively measures the correlation between nodes over connected edges. Its range is confined between  $[-1, 1]$ . In various real-world cases, most graphs exhibit a feature homophily where  $h > 0$ .

Figure 3 illustrates that when  $h = 1$ , every connected node pair possesses the *exact same* feature, and when  $h = -1$ , each connected node pair exhibits the *exact opposite* feature. When  $h = 0$ , the connected nodes showcase random features with no correlation concerning the graph connectivity.

**Difference between Feature Homophily vs. Label Homophily.** In the GNN literature, the most popular notion of homophily is *label* homophily. While label homophily is related to feature homophily, they are inherently different. Label homophily captures the label similarity (‘compatibility’) between nodes and their immediate neighbors [30–32]. Calculation of label homophily, however, is contingent on the availability of node labels, a scenario commonly seen in node classification tasks. Nonetheless, even in such cases, access to node labels is primarily limited to a small subset prior to inference. In this work, we tackle different graph learning tasks, including but not limited to link prediction, wherein nodes lack class labels.

### 3.3 Correction of Feature/Structure Discrepancy: Graph-Centric Finetuning

In the ideal scenario, the node features are highly informative and align well with the graph structure, and this gives  $h_f$  close to 1. In this case, GNNs can easily leverage the graph structure and node features together. But what if we encounter a situation where  $h_f$  is close to 0, indicating a strong discrepancy between features and graph structure? Intuitively, we seek to shrink discrepancy between features and graph structure by designing a structure-aware loss function that optimizes the PMs. Specifically, we propose graph-centric finetuning, TOUCHUP-G, a simple TOUCHUP enhancement that refines node features from any PMs, thereby enabling GNNs to leverage both the graph structure and node features effectively. Formally,

- **Given:**
  - an undirected graph  $G = (V, E)$  with its corresponding adjacency matrix  $\mathbf{A} \in \mathbb{R}^{|V| \times |V|}$ ;
  - the set  $S$  of raw node features (e.g. texts, images) for all nodes  $n \in V$ ; and

**Table 2: Datasets used in TOUCHUP-G:** We use four datasets of different scales and modalities. Books, Ogb-Products, Ogb-Arxiv have textual node features. BERT is used to generate the feature embeddings for Books and Ogb-Products. SciBERT is used to generate feature embeddings for Ogb-Arxiv. Amazon-CP has visual node features (i.e., product images), and ViT is used to generate feature embeddings. LP = Link Prediction. NC = Node Classification.

Name	Nodes	Edges	Description	Node Features	Pretrained Model	Downstream Task
Ogb-Products[11]	2,449,029	61,859,140	Purchasing Network	Text	BERT [6]	LP & NC
Books [33, 34]	1,098,672	33,619,434	Recommendation Network	Text	BERT [6]	LP
Amazon-CP [35]	379,770	4,102,444	Purchasing Network	Image	ViT [8]	LP
Ogb-Arxiv [11]	169,343	1,166,243	Citation Network	Text	SciBERT [36]	NC

– a pretrained model  $\mathbf{T}$  that transforms raw node features to node feature embeddings,  
 $\mathbf{X} = \mathbf{T}(S), \mathbf{X} \in \mathbb{R}^{|V| \times d}$ .

- **Fine-tune** the model  $\mathbf{T}$  to minimize  $L_{\text{struct}}$ :

$$L_{\text{struct}} = -\frac{1}{|E|} \sum_{(u,v) \in E} (\log(x_u \cdot x_v) + \log(1 - x_u \cdot x_{v'})), \quad (3)$$

where  $v' \in V$  is a randomly sampled node that does not have an edge with node  $u$ ,  $(u, v) \notin E$ .

An illustrative example is provided in Fig. 4. Consider a task that requires the prediction of the connection between node 0 and node 1, which may encompass raw features from various modalities such as text, image, or audio. We first do a TOUCHUP on the PMs using  $L_{\text{struct}}$ . The raw features of nodes 0 and 1 are then passed into the TOUCHUP-G transformer to obtain the finetuned features. The finetuned features can be leveraged by GNNs in any downstream graph applications. Note that for link prediction task, edges used for validation and test are not contained in  $G$  under any circumstance, so validation and test edges are not used for finetuning.

**Non-specific Loss for PMs.** For text-rich graphs, Patton deployed masked language modeling and masked node prediction to simultaneously comprehend text semantics and graph structure. However, as it hinges on the domain-specific knowledge of text, it only works for text-rich graphs. On the contrary, TOUCHUP-G does not rely on prior assumptions about the pretrained models or the source of node features. It can be readily adapted to any pretrained models from any modality, including language models for text, vision transformers for images, or even audio data. In our experiments, we empirically demonstrate that TOUCHUP-G operates efficiently on image-rich graphs.

## 4 Experiments

Through our empirical analysis, we aim to answer the following research questions (RQ):

- RQ1 - **Effective:** How accurate is TOUCHUP-G for text-rich graphs in link prediction?
- RQ2 - **Multi-modal:** Can TOUCHUP-G handle other modalities (e.g., images) besides text?
- RQ3 - **General:** Can TOUCHUP-G handle other downstream tasks such as node classification?
- RQ4 - **Principled:** According to the feature homophily score  $h_f$ , how correlated are the feature representations directly obtained from PMs vs. the feature representations after TOUCHUP-G?

We first describe our experimental setup, including the datasets and baselines used in our empirical analysis. Then we show the practical improvements from TOUCHUP-G and a closer ablation study on the feature homophily score.

**Data.** We mainly focus on enhancing features from feature-rich graphs, where each node has natural features stemming from other domains, e.g. text, images. In this work, we mainly focus on discussing the case where all nodes in the same graph have features that come from the same modality, and we leave the case of mixed features for future study. We use four public datasets: Ogb-Products, Books, Amazon-CP, Ogb-Arxiv. The details of these datasets are shown in Tab. 2, and details of the dataset construction is in Appendix A.1.

Ogb-Products: is an Amazon product co-purchasing network where the feature is each products’ description [11]. We obtain the raw text feature following [13].

Ogb-Arxiv: is a citation network where the feature is the title and abstract of each paper [11]. We obtain the raw text feature following [13].

**Table 3: TOUCHUP-G is Effective.** Link Prediction performance on two text-rich graphs: Books and Ogb-Products. TOUCHUP-G has the best overall performance across all models and datasets.

Datasets	Methods	SAGE			MB-GCN		
		MRR $\uparrow$	H@10 $\uparrow$	H@1 $\uparrow$	MRR $\uparrow$	H@10 $\uparrow$	H@1 $\uparrow$
Books	Degree+	15.58 $\pm$ 0.60	29.45 $\pm$ 0.93	8.33 $\pm$ 0.44	8.89 $\pm$ 0.05	18.48 $\pm$ 0.09	3.83 $\pm$ 0.01
	Deepwalk+	19.52 $\pm$ 0.11	30.28 $\pm$ 0.20	13.66 $\pm$ 0.09	9.65 $\pm$ 0.21	20.07 $\pm$ 0.54	4.21 $\pm$ 0.12
	BERT+	47.05 $\pm$ 0.43	73.30 $\pm$ 0.38	33.78 $\pm$ 0.44	44.97 $\pm$ 0.76	74.41 $\pm$ 0.33	30.63 $\pm$ 0.94
	Patton	65.55 $\pm$ 0.08	86.00 $\pm$ 0.02	54.24 $\pm$ 0.06	63.62 $\pm$ 0.25	87.63 $\pm$ 0.04	50.59 $\pm$ 0.33
	TOUCHUP-G	69.61 $\pm$ 0.38	89.09 $\pm$ 0.61	58.80 $\pm$ 0.46	65.38 $\pm$ 1.10	87.04 $\pm$ 0.33	53.80 $\pm$ 1.38
Ogb-Products	Degree+	10.37 $\pm$ 0.42	22.62 $\pm$ 1.16	3.53 $\pm$ 0.22	5.32 $\pm$ 0.03	8.54 $\pm$ 0.12	1.42 $\pm$ 0.01
	Deepwalk+	21.14 $\pm$ 0.15	32.90 $\pm$ 0.06	14.45 $\pm$ 0.18	5.34 $\pm$ 0.03	8.03 $\pm$ 0.08	1.73 $\pm$ 0.01
	BERT+	68.65 $\pm$ 0.14	76.73 $\pm$ 0.02	62.9 $\pm$ 0.21	26.80 $\pm$ 0.50	61.68 $\pm$ 1.00	12.24 $\pm$ 0.21
	Patton	71.70 $\pm$ 0.01	77.66 $\pm$ 0.04	67.15 $\pm$ 0.03	47.91 $\pm$ 3.79	77.03 $\pm$ 3.32	32.88 $\pm$ 3.62
	TOUCHUP-G	73.66 $\pm$ 0.31	80.40 $\pm$ 0.76	68.65 $\pm$ 0.14	46.61 $\pm$ 0.88	65.48 $\pm$ 1.56	23.77 $\pm$ 0.62

**Table 4: TOUCHUP-G is Multi-modal:** Link Prediction performance on Amazon-CP. TOUCHUP-G performs well on image features, indicating TOUCHUP-G can work well on features from any modality. We do not report Patton [14], it only works for text features.

Datasets	Methods	SAGE		GATv2	
		MRR $\uparrow$	H@10 $\uparrow$	MRR $\uparrow$	H@10 $\uparrow$
Amazon-CP	Degree+	30.03 $\pm$ 0.53	74.15 $\pm$ 0.01	30.71 $\pm$ 0.82	72.89 $\pm$ 0.53
	Deepwalk+	36.05 $\pm$ 0.01	96.41 $\pm$ 0.01	35.99 $\pm$ 0.31	89.57 $\pm$ 0.01
	ViT+	36.08 $\pm$ 0.01	96.41 $\pm$ 0.01	40.14 $\pm$ 0.09	97.81 $\pm$ 0.01
	TOUCHUP-G	41.19 $\pm$ 0.07	97.35 $\pm$ 0.01	42.84 $\pm$ 0.08	97.05 $\pm$ 0.07

Books: is a book recommendation dataset from Goodreads [33, 34]. Following [37], the node feature is each book’s description and the links capture if a reader who recommends one book will recommend the other book.

Amazon-CP: is constructed from the Amazon-Review dataset [35]. We extract the co-purchasing information from the metadata and each product’s high resolution image as the raw node features. Nodes with missing visual features and have insufficient density, degree < 5 are eliminated.

**Pretrained Models.** For Ogb-Products and Books dataset, since their node features are raw text descriptions, we use the 12-layer BERT-base-uncased<sup>1</sup> to generate the pretrained feature embedding [6]. For Ogb-Arxiv which the node features are scientific abstracts, we use SciBERT<sup>2</sup> [36]. For both BERT and SciBERT, the last layer is dropped for both generating feature embeddings and finetuning using TOUCHUP-G. For Amazon-CP, we adapt the ImageNet pretrained ViT-b-16<sup>3</sup> [8] to generate visual features. For ViT, we drop the last layer and add a linear layer to project the embeddings from 768 to 256 dimensions.

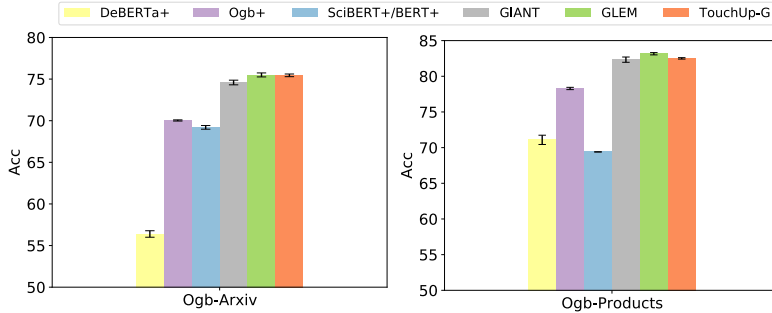
**TOUCHUP-G Variants.** As shown in Tab. 5, we detect that for all four datasets we used, the feature homophily score using PMs directly is close to 0, thus we do correction on all of the four datasets. The correction is done on the corresponding PMs for each dataset. We also consider three GNN backbones: SAGE [3], MB-GCN [4] and GATv2 [38]. MB-GCN [4] is a mini-batch GCN model that follows the same message passing functions as GCN. We mainly report the following five variants of TOUCHUP-G: TOUCHUP-G (BERT-GCN), TOUCHUP-G (BERT-SAGE), TOUCHUP-G (SciBERT-SAGE), TOUCHUP-G (ViT-SAGE), and TOUCHUP-G (ViT-GATv2).

**Evaluations.** We mainly focus on evaluating the performance of TOUCHUP-G in link prediction, which is often employed in recommendation systems, and node classification. For link prediction, we report MRR, Hits@10, and Hits@1, the three most commonly-used evaluation metrics for link prediction [11, 39, 40]. Hits@K counts the ratio of positive edges ranked at the K-th place or above against all negative edges. MRR (Mean Reciprocal Rank) computes the reciprocal rank of the true target node against 1,000 negative candidates, averaged over all the true source nodes. For all evaluation metrics, the higher the number is, the better. We don’t report Hits@1 for Amazon-CP because it’s 0 for all methods. For node classification, we report accuracy of predicted node labels following [10, 12, 13].

<sup>1</sup><https://huggingface.co/bert-base-uncased>

<sup>2</sup>[https://huggingface.co/allenai/scibert\\_scivocab\\_uncased](https://huggingface.co/allenai/scibert_scivocab_uncased)

<sup>3</sup>[https://pytorch.org/vision/main/models/generated/torchvision.models.vit\\_b\\_16.html](https://pytorch.org/vision/main/models/generated/torchvision.models.vit_b_16.html)



**Figure 5: TOUCHUP-G is General:** Node classification Results on Ogb-Arxiv and Ogb-Products. SAGE [3] is used as GNN backbone. TOUCHUP-G is not specifically designed for node classification, and does not use any node label information in finetuning. However, we obtain comparable performance compared with GLEM [12], which is specifically designed for node classification.

**Baselines.** We compare against various ways of generating feature embeddings and finetuning PMs. For link prediction, the main idea is to show that features that are better aligned with the graph structure help GNNs in downstream predictions. Following [41], we propose Degree+ and Deepwalk+ as structure embedding proximity embedding baselines respectively. For PM baselines, we mainly consider BERT+ [6] for Ogb-Products and Books, and ViT+ [8] for Amazon-CP. In addition, we also report Patton, the most recent text-rich pretraining framework that captures the inherent dependency between textual attributes and network structure on text-rich graphs.

For node classification, since Ogb-Arxiv and Ogb-Products are both text-rich graphs, we mainly compare against using various language representations to generate feature embeddings. We compare against Ogb+: the original feature embedding that the Ogb benchmark uses [11], BERT+ for Ogb-Products, and SciBERT+ for Ogb-Arxiv: the two language models we use as PMs. Following [12], we also report performance on DeBERTa+ [42]. We also report GIANT and GLEM [12, 13], the two work that finetunes language models to improve node representation for node classification on text-rich graphs.

**Implementation Details.** We conduct a comprehensive hyperparameter tuning and choose the best ones. More details are in Appendix A.1.

#### 4.1 RQ1 - Effective: Text Feature Enhancement

**Setup & Evaluation.** We first evaluate TOUCHUP-G’s effectiveness on link prediction for text-rich graphs. Link prediction has been widely recognized as foundations of other graphs tasks and can be leveraged to solve the insufficient label problem in other graph tasks [43, 44]. We report the link prediction performance of two widely-used GNN backbones: GCN and SAGE.

**Results.** The results are shown in Tab 3. TOUCHUP-G consistently yields better performance across datasets, and with different GNN backbones. TOUCHUP-G obtains state-of-the-art performance at most times, even comparing with Patton, a model that learns text and structure together. Especially, we can see more than 20 % MRR boost on Ogb-Products and Books, compared with BERT+. This indicates that structure-fused text features is more effective than any text features or structure features alone, and justifies the effectiveness of TOUCHUP-G. Additionally, BERT+ performs significantly better than baselines that focuses on structure information only Degree+ and Deepwalk+. This justifies the information contained in the raw features is informative, even for downstream graph tasks. And the performance increase we get in TOUCHUP-G is an evidence GNNs are able to best utilize the both the features and the graph structure if node features and graph structure are correlated.

#### 4.2 RQ2 - Multi-modal: Visual Feature Enhancement

**Setup & Evaluation.** Besides text features, we are also interested in understanding if TOUCHUP-G can work on features besides text. Here we focus on evaluating TOUCHUP-G on visual features for image-rich graphs. Due to the lack of audio- and tactile-graph datasets, we leave other modalities for future study. We report the link prediction performance of GATv2 and SAGE on Amazon-CP.

**Results.** The quantitative results are shown in Tab. 4. TOUCHUP-G consistently yields better performance on Amazon-CP. and with different GNN backbones. This indicates that structure-fused



**Table 5: Principled: TOUCHUP-G wins.** Feature homophily  $h_f$  before and after TOUCHUP-G. TOUCHUP-G gives more than  $2\times$  increase in feature homophily and indicates better correlation between node features and graph structure. As a result, GNNs can better exploit node features and graph structure and yields better performance. Gain $\uparrow$  denotes the improvements of TOUCHUP-G over the same GNN trained on PMs

Dataset	BERT+ [6]	SciBERT+ [36]	ViT+ [8]	TOUCHUP-G	Gain $\uparrow$
Books	0.137	-	-	<b>0.579 (4.2x)</b>	47%
Ogb-Products	0.223	-	-	<b>0.762 (3.4x)</b>	7%
Amazon-CP	-	-	0.173	<b>0.622 (3.6x)</b>	14%
Ogb-Arxiv	-	0.194	-	<b>0.408 (2.1x)</b>	9%

visual features are more effective than any visual features or structure features alone, and justifies the effectiveness of TOUCHUP-G. In Fig. 1b, we also provide a qualitative co-purchasing example in Amazon-CP during test. Given the query item as a shower head, and our goal to correctly predict the bath tower hanger (ground truth) as a co-purchasing item. While ViT+ fails in making the correct prediction, TOUCHUP-G correctly predicts the ground truth in top-2 predictions. Moreover, the tissue hanger that TOUCHUP-G predicts is also an essential equipment in the bathroom and is likely to be purchased together with shower heads. This qualitative example shows that TOUCHUP-G yields more meaningful co-purchasing predictions compared with ViT+ alone, and justifies the ability of TOUCHUP-G to work on pretrained models from any modality.

### 4.3 RQ3 - General: Node Classification Results

To evaluate TOUCHUP-G’s ability on generalizing to different graph downstream tasks, we report the node classification performance on Ogb-Arxiv and Ogb-Products dataset.

**Setup & Evaluation.** We employ the OGB’s standard evaluation pipeline for our study. Results for DeBERTa+, GIANT, GLEM are directly adapted from [12], and the Ogb+ results are directly adapted from [45]. For Ogb-Arxiv, We use SciBERT instead of BERT as it mostly contains scientific texts, and SciBERT is explicitly pre-trained on such documents.

**Results.** The results are shown in Fig. 5. TOUCHUP-G comparable performance wrt. GIANT and GLEM. This observation is commendable since we have not utilized any node label information during fine-tuning process. Additionally, our method surpasses all SciBERT+ and BERT+ models by 5 % and 10 % correspondingly, indicating that the extracted features through our approach are generic and could be applied to any downstream graph tasks. Moreover, Ogb+ consistently outperforms DeBERTa+, SciBERT+, and BERT+. This further justifies our argument that directly utilizing contextualized features from PMs without domain adaptation could negatively impact the performance on downstream graph tasks when the contextualization is irrelevant to structured information. Therefore, it justifies the necessity of TOUCHUP-G.

### 4.4 RQ4 - Principled: Feature Homophily Score

**Setup & Evaluation.** For each dataset mentioned in Tab. 2, we compute its feature homophily  $h_f$  using the embeddings derived from both the PMs (i.e., BERT, ViT, SciBERT), and from our proposed method, TOUCHUP-G, before training a GNN model.

**Results.** The results are shown in Tab 5. All datasets exhibit low feature homophily scores prior to fine-tuning. This suggests a lack of alignment between the features and graph structures across all datasets, leading to the GNN’s inability to effectively leverage the graph structure and node features. This, in turn, results in subpar performance of the GNN models in downstream graph tasks. However, upon applying TOUCHUP-G, all datasets witness a more than  $2\times$  increase in the feature homophily score, enabling GNNs to fully exploit the graph structure and features, and thereby bring about state-of-the-art performance on downstream graph tasks.

## 5 Conclusion

We have presented TOUCHUP-G, a simple "Detect & Correct" approach for refining node features extracted from PMs. TOUCHUP-G has the following advantages:

- **General:** TOUCHUP-G can be applied to a variety of graph tasks.

- **Multi-modal:** TOUCHUP-G can be applied to any pretrained models from any modality, e.g., texts, images. To the best of our knowledge, we are the first to propose finetuning vision transformers for graph tasks.
- **Principled:** We propose a novel metric feature homophily, Eq. 2, § 3.2, to measure the correlation between node features and graph structure.
- **Effective:** TOUCHUP-G achieves state-of-the-art performance on 4 real datasets across various tasks and modalities.

We envision that the finetuning part of TOUCHUP-G can be done more efficiently using delta finetuning [46]. We leave this as the next step for this work.

**Acknowledgements** We thank Shengyi Qian on the helpful advice of vision transformers. We also thank Mark Newman, Andrew Owens, Yongyi Yang, Kaize Ding, Wei Jin, Puja Trivedi, Ang Cao, Mohamed El Banani on the helpful discussions of the paper.

## References

- [1] Justin Gilmer, Samuel S Schoenholz, Patrick F Riley, Oriol Vinyals, and George E Dahl. Neural message passing for quantum chemistry. In *ICML*, pages 1263–1272. PMLR, 2017. 1
- [2] Emanuele Rossi, Henry Kenlay, Maria I Gorinova, Benjamin Paul Chamberlain, Xiaowen Dong, and Michael M Bronstein. On the unreasonable effectiveness of feature propagation in learning on graphs with missing node features. In *LoG*, pages 11–1. PMLR, 2022.
- [3] Will Hamilton, Zitao Ying, and Jure Leskovec. Inductive representation learning on large graphs. *NeurIPS*, 30, 2017. 7, 8
- [4] Thomas N Kipf and Max Welling. Semi-supervised classification with graph convolutional networks. *ICLR*, 2017. 7
- [5] Petar Veličković, Guillem Cucurull, Arantxa Casanova, Adriana Romero, Pietro Lio, and Yoshua Bengio. Graph attention networks. *ICLR*, 2018. 1
- [6] Jacob Devlin, Ming-Wei Chang, Kenton Lee, and Kristina Toutanova. Bert: Pre-training of deep bidirectional transformers for language understanding. *NAACL-HLT*, 2019. 1, 2, 3, 5, 6, 7, 8, 9
- [7] Tom Brown, Benjamin Mann, Nick Ryder, Melanie Subbiah, Jared D Kaplan, Prafulla Dhariwal, Arvind Neelakantan, Pranav Shyam, Girish Sastry, Amanda Askell, et al. Language models are few-shot learners. *NeurIPS*, 33:1877–1901, 2020.
- [8] Alexey Dosovitskiy, Lucas Beyer, Alexander Kolesnikov, Dirk Weissenborn, Xiaohua Zhai, Thomas Unterthiner, Mostafa Dehghani, Matthias Minderer, Georg Heigold, Sylvain Gelly, et al. An image is worth 16x16 words: Transformers for image recognition at scale. *ICLR*, 2021. 1, 2, 3, 5, 6, 7, 8, 9
- [9] Bowen Jin, Yu Zhang, Qi Zhu, and Jiawei Han. Heterformer: A transformer architecture for node representation learning on heterogeneous text-rich networks. *KDD*, 2023. 1
- [10] Weihua Hu, Matthias Fey, Hongyu Ren, Maho Nakata, Yuxiao Dong, and Jure Leskovec. Ogb-lsc: A large-scale challenge for machine learning on graphs. *NeurIPS*, 2021. 7
- [11] Weihua Hu, Matthias Fey, Marinka Zitnik, Yuxiao Dong, Hongyu Ren, Bowen Liu, Michele Catasta, and Jure Leskovec. Open graph benchmark: Datasets for machine learning on graphs. *NeurIPS*, 33:22118–22133, 2020. 6, 7, 8, 12
- [12] Jianan Zhao, Meng Qu, Chaozhuo Li, Hao Yan, Qian Liu, Rui Li, Xing Xie, and Jian Tang. Learning on large-scale text-attributed graphs via variational inference. *ICLR*, 2023. 2, 3, 7, 8, 9
- [13] Eli Chien, Wei-Cheng Chang, Cho-Jui Hsieh, Hsiang-Fu Yu, Jiong Zhang, Olgica Milenkovic, and Inderjit S Dhillon. Node feature extraction by self-supervised multi-scale neighborhood prediction. *ICLR*, 2022. 1, 3, 6, 7, 8
- [14] Bowen Jin, Wentao Zhang, Yu Zhang, Yu Meng, Xinyang Zhang, Qi Zhu, and Jiawei Han. Patton: Language model pretraining on text-rich networks. *ACL*, 2023. 2, 3, 7
- [15] Yinhan Liu, Myle Ott, Naman Goyal, Jingfei Du, Mandar Joshi, Danqi Chen, Omer Levy, Mike Lewis, Luke Zettlemoyer, and Veselin Stoyanov. Roberta: A robustly optimized bert pretraining approach. *arXiv preprint arXiv:1907.11692*, 2019. 3

- [16] Pengfei Liu, Weizhe Yuan, Jinlan Fu, Zhengbao Jiang, Hiroaki Hayashi, and Graham Neubig. Pre-train, prompt, and predict: A systematic survey of prompting methods in natural language processing. *ACM Computing Surveys(CSUR)*, 55(9):1–35, 2023.
- [17] Michihiro Yasunaga, Jure Leskovec, and Percy Liang. Linkbert: Pretraining language models with document links. *ACL*, 2022. 3
- [18] Ashish Vaswani, Noam Shazeer, Niki Parmar, Jakob Uszkoreit, Llion Jones, Aidan N Gomez, Lukasz Kaiser, and Illia Polosukhin. Attention is all you need. *NeurIPS*, 30, 2017. 3
- [19] Ze Liu, Yutong Lin, Yue Cao, Han Hu, Yixuan Wei, Zheng Zhang, Stephen Lin, and Baining Guo. Swin transformer: Hierarchical vision transformer using shifted windows. In *CVPR*, pages 10012–10022, 2021. 3
- [20] Alexander Kirillov, Eric Mintun, Nikhila Ravi, Hanzi Mao, Chloe Rolland, Laura Gustafson, Tete Xiao, Spencer Whitehead, Alexander C Berg, Wan-Yen Lo, et al. Segment anything. *arXiv preprint arXiv:2304.02643*, 2023.
- [21] René Ranftl, Alexey Bochkovskiy, and Vladlen Koltun. Vision transformers for dense prediction. In *CVPR*, pages 12179–12188, 2021. 3
- [22] Salman Khan, Muzammal Naseer, Munawar Hayat, Syed Waqas Zamir, Fahad Shahbaz Khan, and Mubarak Shah. Transformers in vision: A survey. *ACM computing surveys (CSUR)*, 54(10s):1–41, 2022. 3
- [23] Vassilis N Ioannidis, Xiang Song, Da Zheng, Houyu Zhang, Jun Ma, Yi Xu, Belinda Zeng, Trishul Chilimbi, and George Karypis. Efficient and effective training of language and graph neural network models. *arXiv preprint arXiv:2206.10781*, 2022. 3
- [24] Jaemin Yoo, Meng-Chieh Lee, Shubhramshu Shekhar, and Christos Faloutsos. Less is more: Slim for accurate, robust, and interpretable graph mining. In *KDD*, pages 3128–3139, 2023. 3
- [25] Yongyi Yang, Tang Liu, Yangkun Wang, Jinjing Zhou, Quan Gan, Zhewei Wei, Zheng Zhang, Zengfeng Huang, and David Wipf. Graph neural networks inspired by classical iterative algorithms. In *ICML*, pages 11773–11783. PMLR, 2021. 3
- [26] Yongyi Yang, Tang Liu, Yangkun Wang, Zengfeng Huang, and David Wipf. Implicit vs unfolded graph neural networks. *arXiv preprint arXiv:2111.06592*, 2021. 3
- [27] Mark EJ Newman. Assortative mixing in networks. *Physical review letters*, 89(20):208701, 2002. 3
- [28] Mark EJ Newman. Mixing patterns in networks. *Physical review E*, 67(2):026126, 2003. 3
- [29] Yifan Hou, Jian Zhang, James Cheng, Kaili Ma, Richard TB Ma, Hongzhi Chen, and Ming-Chang Yang. Measuring and improving the use of graph information in graph neural networks. *ICLR*, 2020. 3
- [30] Jiong Zhu, Yujun Yan, Lingxiao Zhao, Mark Heimann, Leman Akoglu, and Danai Koutra. Beyond homophily in graph neural networks: Current limitations and effective designs. *NeurIPS*, 33:7793–7804, 2020. 5
- [31] Jiong Zhu, Ryan A Rossi, Anup Rao, Tung Mai, Nedim Lipka, Nesreen K Ahmed, and Danai Koutra. Graph neural networks with heterophily. In *AAAI*, volume 35, pages 11168–11176, 2021.
- [32] Yao Ma, Xiaorui Liu, Neil Shah, and Jiliang Tang. Is homophily a necessity for graph neural networks? *arXiv preprint arXiv:2106.06134*, 2021. 5
- [33] Mengting Wan and Julian McAuley. Item recommendation on monotonic behavior chains. In *RecSys*, pages 86–94, 2018. 6, 7
- [34] Mengting Wan, Rishabh Misra, Ndapa Nakashole, and Julian McAuley. Fine-grained spoiler detection from large-scale review corpora. *ACL*, 2019. 6, 7
- [35] Jianmo Ni, Jiacheng Li, and Julian McAuley. Justifying recommendations using distantly-labeled reviews and fine-grained aspects. In *EMNLP-IJCNLP*, pages 188–197, 2019. 6, 7
- [36] Iz Beltagy, Kyle Lo, and Arman Cohan. Scibert: A pretrained language model for scientific text. *EMNLP*, 2019. 6, 7, 9
- [37] Tara Safavi. Augmenting structure with text for improved graph learning. *PhD Thesis*, 2022. 7

- [38] Shaked Brody, Uri Alon, and Eran Yahav. How attentive are graph attention networks? *ICLR*, 2022. 7
- [39] Muhan Zhang, Pan Li, Yinglong Xia, Kai Wang, and Long Jin. Labeling trick: A theory of using graph neural networks for multi-node representation learning. *NeurIPS*, 34:9061–9073, 2021. 7
- [40] Shikhar Vashishth, Soumya Sanyal, Vikram Nitin, and Partha Talukdar. Composition-based multi-relational graph convolutional networks. *ICLR*, 2020. 7
- [41] Hejie Cui, Zijie Lu, Pan Li, and Carl Yang. On positional and structural node features for graph neural networks on non-attributed graphs. In *CIKM*, pages 3898–3902, 2022. 8
- [42] Pengcheng He, Xiaodong Liu, Jianfeng Gao, and Weizhu Chen. Deberta: Decoding-enhanced bert with disentangled attention. *ICLR*, 2021. 8
- [43] Ziniu Hu, Yuxiao Dong, Kuansan Wang, Kai-Wei Chang, and Yizhou Sun. Gpt-gnn: Generative pre-training of graph neural networks. In *KDD*, pages 1857–1867, 2020. 8
- [44] Weihua Hu, Bowen Liu, Joseph Gomes, Marinka Zitnik, Percy Liang, Vijay Pande, and Jure Leskovec. Strategies for pre-training graph neural networks. *ICLR*, 2020. 8
- [45] Minjie Wang, Da Zheng, Zihao Ye, Quan Gan, Mufei Li, Xiang Song, Jinjing Zhou, Chao Ma, Lingfan Yu, Yu Gai, et al. Deep graph library: A graph-centric, highly-performant package for graph neural networks. *arXiv preprint arXiv:1909.01315*, 2019. 9
- [46] Ning Ding, Yujia Qin, Guang Yang, Fuchao Wei, Zonghan Yang, Yusheng Su, Shengding Hu, Yulin Chen, Chi-Min Chan, Weize Chen, et al. Delta tuning: A comprehensive study of parameter efficient methods for pre-trained language models. *arXiv preprint arXiv:2203.06904*, 2022. 10
- [47] Mingchen Li, Mahdi Soltanolkotabi, and Samet Oymak. Gradient descent with early stopping is provably robust to label noise for overparameterized neural networks. In *International conference on artificial intelligence and statistics*, pages 4313–4324. PMLR, 2020. 12
- [48] Samuel L Smith, Benoit Dherin, David GT Barrett, and Soham De. On the origin of implicit regularization in stochastic gradient descent. *arXiv preprint arXiv:2101.12176*, 2021. 12

## A Appendix

### A.1 Experimental Details

**Dataset Construction.** For node classification, we follow the split and evaluation in [11]. For link prediction, since we are using new datasets and no public split is available, we do random split on `Ogb-Products`, `Books`, `Amazon-CP`. `Ogb-Products` and `Books` are splitted at a ratio of 60%/10%/30%. `Amazon-CP` is using a 80%/10%/10% split ratio. For every validation and test edges, we randomly generate 1000 negatives for `Books` dataset, 100 negatives for `Ogb-Products` and 300 negatives for `Amazon-CP`. All of these graphs are homogeneous, undirected graphs. The dataset construction pipelines for `Books` and `Amazon-CP` dataset will be made public upon acceptance in a notebook, so that others can construct the same dataset following the steps.

**Hyperparameter Tuning.** For PMs, we conduct extensive hyperparameter tuning using grid search. We search on the learning rates =  $\{1e-1, 1e-2, 1e-3, 1e-4, 5e-4, 5e-5\}$ . The training batch size is set to 64 for all datasets. We use gradient clipping and early stopping to prevent overfitting on the training edges [47, 48] We used four Nvidia A40 GPU to train the model. Due to the fact that validating on the full validation split for one epoch is extremely time-consuming, we subsample a small set from the full validation test (1% of the edges in the validation set), and use MRR over 5 negative examples to select the best checkpoint. The touchup model weights from the best performing epoch are then used to generate the finetuned feature embeddings.

For GNNs, we also do grid search of hyperparameters. We search on the learning rates =  $\{1e-1, 1e-2, 1e-3, 1e-4, 5e-4, 1e-4, 5e-5\}$  and the number of layers =  $\{1, 2, 3\}$ . The training batch size and hidden dimension is set to 512 for all datasets. For GATv2, the number of heads is 8. We first do a grid search on the best performing hyperparameters before any touch-up. After touch-up, we use the same best performing hyperparameters. We used one Nvidia v100 GPU to train the model and repeat our experiments with three different random seeds. The test results are reported on the epoch with the best validation performance.