

Arabic Sentiment Analysis with Noisy Deep Explainable Model

Md. Atabuzzaman¹, Md Shajalal², Maksuda Bilkis Baby³, and Alexander Boden⁴

¹ Virginia Tech, USA

² Fraunhofer FIT & University of Siegen, Germany

³ University of Information Technology and Sciences, Bangladesh

⁴ Fraunhofer FIT & HBRS, Sankt Augustine, Germany

Abstract. Sentiment Analysis (SA) is an indispensable task for many real-world applications. Compared to limited resourced languages (i.e., Arabic, Bengali), most of the research on SA are conducted for high resourced languages (i.e., English, Chinese). Moreover, the reasons behind any prediction of the Arabic sentiment analysis methods exploiting advanced artificial intelligence (AI)-based approaches are like black-box - quite difficult to understand. This paper proposes an explainable sentiment classification framework for the Arabic language by introducing a noise layer on Bi-Directional Long Short-Term Memory (BiLSTM) and Convolutional Neural Networks (CNN)-BiLSTM models that overcome over-fitting problem. The proposed framework can explain specific predictions by training a local surrogate explainable model to understand why a particular sentiment (positive or negative) is being predicted. We carried out experiments on public benchmark Arabic SA datasets. The results concluded that adding noise layers improves the performance in sentiment analysis for the Arabic language by reducing overfitting and our method outperformed some known state-of-the-art methods. In addition, the introduced explainability with noise layer could make the model more transparent and accountable and hence help adopting AI-enabled system in practice.

Keywords: Arabic Sentiment Analysis · BiLSTM · CNN · Explainable AI (XAI) · Noise layer

Introduction

Online social media platforms have become increasingly popular, leading to the emergence of various fields dedicated to analyzing the platforms and their content in order to extract useful information for individuals. Sentiment analysis is one of them. It is a branch of Natural Language Processing (NLP) which is concerned with identifying the feelings expressed in texts. However, SA begins to thrive merely due to the emergence of the Web, which makes it possible to include interactive content. This implies that people are free to upload any kind of content, including their own ideas and beliefs. SA may indeed be used to investigate this enormous volume of raw text data in order to provide a concise summary of what the public believes about a specific topic or a product, or even about any opinion [28,2].

Prior research on sentiment analysis mostly focused on high-resourced languages. Since Arabic is not a high-resourced language, still there is a lack of attention as compared to

This is the pre-print version of our accepted paper at the 7th International Conference on Natural Language Processing and Information Retrieval (ACM NLPPIR'2023)

other high-resourced languages. The prior methods for Arabic Sentiment Analysis (ASA) depended on sentiment lexicons like ArSenL [10], a large-scale MSA word lexicon. Various options for analyzing Arabic-specific data were examined using recurrent and recursive neural networks [5,4,12]. Natural language processing tasks got new dimension in terms of accuracy after the introduction of word-embedding techniques. The textual representation with pre-trained word-embedding trained on multiple large corpus were used for sentiment analysis tasks. Dahou et al. [14] trained CNN with the semantic representation using word-embedding for analysing sentiment on Arabic text. Farha et al. [21] proposed a hybrid model for ASA by employing LSTMs for sequence and context interpretation and CNNs for feature extraction. Then a BERT-based model for Arabic language representation, AraBERT was proposed for many Arabic language-specific tasks including ASA [9].

However, the proposed models work like a black-box, even the developers and AI practitioners do not exactly understand what are the causes for a specific prediction (positive or negative). This lack of transparency is a drawback for an efficient ASA system for adoption in real-world applications. Though some works can be found with explanations for SA prediction using XAI tool-kits for rich languages such as English [34,29], to the best of our knowledge, there is no single work of Arabic sentiment where XAI is utilized to explain the reasons of prediction of the complex models. In addition, deep learning (DL)-based models often show over-fitting characteristics due to the lack of sufficient amount of data used to train [7] including the Arabic SA task. This reduces the models’ efficiency to determine the sentiment of low-resources languages like Arabic, Bengali, Hindi, etc.

To tackle these concerns, We propose a new interpretable Arabic sentiment classification framework by adding a Gaussian noise layer to the DL-based models. Bidirectional LSTM and Convolutional Neural Network (CNN) with Bidirectional LSTM (in short, CNN-BiLSTM) are employed as the DL models. The experiments results indicate that adding noise layer helps to resolve the overfitting problem of these models in SA. To interpret particular predictions of our sentiment classification framework, we adopted LIME (Local Interpretable Model-agnostic Explanations), a successful XAI tool that can explain the predictions of any sentiment classifier in an interpretable and transparent manner, by learning an interpretable model locally around the prediction [34].

For experimental purpose, we employed publicly available a Large Arabic Book Review (LABR) [8] and an Arabic Hotel Review (HTL) datasets [20]. The experimental results verify our claims and mitigate above-mentioned concerns reducing potential overfitting problem for deep learning-based ASA models. The contribution of this paper can be summarized as follows:

- We propose two different DL-based methods by introducing noise layer in models for Arabic SA to reduce over-fitting with improved performance.
- To the best of our knowledge, we first applied interpretability in Arabic sentiment classification task.
- Adding noise layer helps to improve the explain-ability.
- Our method achieved new state-of-the-art performance in Arabic SA and can be applied in other regional Arabic languages.

The rest of the paper is organized as follows: We survey related literature on ASA in Section 1. Then we present our method with explainability in Section 1. In Section 1, we discuss the findings from the experiments. Finally, Section 1 concludes our methods with some future plans.

Literature Review

Recently, like other languages, Arabic SA had gained the attention of the research community. Farra et al. [23] worked with SA utilizing Arabic sentence structure with grammatical approach and lexicon-based approach. Then Abdul-Mageed et al. [1] proposed methods to identify subjectivity and sentiment of standard Arabic. In the following years they proposed a corpus for sentiment analysis and a system to detect social media post’s sentiment. In these works, the authors utilized a large set of features for the experiments with machine learning algorithms [22]. Shoukry et al. [37] classified the sentiment of Egyptian Arabic tweets using SVM and NB classifiers. Later, they measured the performance of different machine learning models for ASA using preprocessed (stemming, stop words removal and normalization) tweets [38]. Duwairi et al. [17] also employed classical ML-models including NB, K-Nearest Neighbors (KNN) and SVM classifiers to perform SA on Jordanian Arabic tweets. Nayel et al. [30] employed a classical machine learning algorithm including SVM (Support Vector Machine) for sentiment and sarcasm detection purposes.

However, the use of deep learning (DL) methods is less common in Arabic SA compared to English SA. An LSTM-CNN model is utilized by Sarah [6] for Arabic SA to classify two unbalanced classes from the ASTD dataset among four classes. Similarly, a CNN model is used by [32] with Stanford segmenter for the purposes of tweets tokenization and normalization. They applied the CNN model on the ASTD dataset with a word-embedding model called word2vec. Heikal et al. [25] proposed a method combining CNN and LSTM models with pre-trained word-embedding model to predict the sentiment of the tweets and achieved SOTA performance on ASTD dataset. Some more prominent works on ASA also came out from workshop and shared tasks [24]. Hengle et al. [26] combined context-free and contextualized representations for Arabic sarcasm detection and sentiment analysis. An Arabic word-embedding model was evaluated by [43] by translating the English word2vec benchmark and found that translating an English benchmark is not a good strategy to evaluate Arabic word-embedding.

As BERT-based models show very promising performance in English SA, Oueslati et al. [19] presented an Arabic language-specific universal language model (ULM), hULMonA by fine-tuning multi-lingual BERT (mBERT) for ASA. To evaluate the ULM, they collected a benchmark dataset for SA. Safaya et al. [35] proposed an ArabicBERT model by utilizing a pre-trained BERT model (bert-base-arabic) with CNNs. Another BERT-based Arabic language representation model, AraBERT is developed by [9] to improve the state-of-the-art in many Arabic natural language understanding tasks. Wadhawan et al. [41] tried to identify the sentiment using the segmentation-based method and two transformer-based methods. Husain et al. [27] hypothesized that tweets are more likely to contain offensive content when the tweet is positive or negative. Therefore, they fine-tuned the AraBERT using offensive language for Arabic sarcasm detection and sentiment analysis.

However, XAI is being applied for SA analysis for some languages like English and Chinese [34,16]. Though many works have been done on ASA, they did not employ XAI for explaining the reasons for a specific prediction of the used ML or DL models. Adding a noise layer to the DL-based models also helps to reduce over-fitting and eventually enhance the performance of the DL models [42,31]. In addition, there is no such work on ASA where a noise layer is added in the DL models to reduce over-fitting and improve the model’s performance with XAI.

Proposed Method

Our proposed DL-based method for Arabic Sentiment classification with explainable representation is presented in this section. First, the Arabic reviews are considered as input for the proposed DL method. Then, the reviews go through a preprocessing phase, where some special characters are removed from the reviews. After that, a word tokenizer is applied on the reviews to get the list of words. Then indexes are assigned to Arabic words and then they make a sequence like the reviews’ words sequence. A padding technique is also applied to some reviews when they have less number of words in the sequence. From the preprocessing phase, the padded sequences of the reviews are obtained. Second, Bi-Directional LSTM (BiLSTM) and CNN-BiLSTM are trained using the padded sequences of the reviews. Then the train models’ performance is evaluated on test data. Finally, the specific prediction is explained by employing a locally trained surrogate model using LIME. The overall framework is illustrated in Fig. 1.

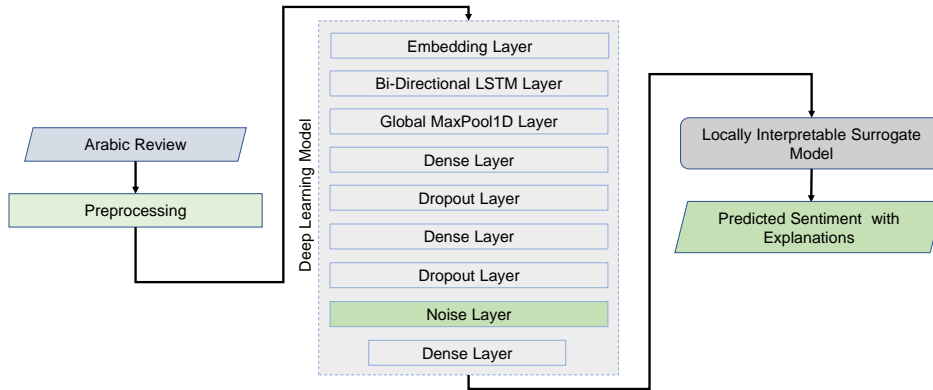


Fig. 1: Overview diagram of our proposed Arabic Sentiment Analysis method

DL models

Fig. 1 depicts that the proposed deep learning model consists of several layers where a noise layer is also included. Among many layers, the first one is the embedding layer that enables us to transform words into their corresponding word embedding vector or turns positive integers (indexes) into dense vectors of fixed size. The input is a sequence of integers that represents certain words (each integer has an index of a word_map dictionary). Then the output of the embedding layer is then sent to the Bi-Directional Long-short-term Memory (BiLSTM) layer.

BiLSTM A Bi-Directional LSTM or BiLSTM [36] is a sequence processing model that consists of two LSTMs (i.e. one taking the input in a forward direction and the other in a backward direction) with two separate hidden layers. BiLSTM connects the two hidden layers with an identical output layer. Applying the LSTM twice leads to improve the learning of long-term dependencies and this improves the accuracy of the ASA classification

model [11]. In Fig. 2 the forward layer output sequence is calculated repeatedly using inputs in a positive sequence from time T-1 to time T-n, while the backward layer output sequence is calculated using the reversed inputs from time T-n to T-1.

Both forward and backward layer outputs h_t are calculated by using the standard LSTM updating equations as follows:

$$\begin{aligned}
 f_t &= \text{sigmoid}(W_f x_t + U_f h_{t-1} + b_f) \\
 i_t &= \text{sigmoid}(W_i x_t + U_i h_{t-1} + b_i) \\
 cp_{t-1} &= \text{tanh}(W_c x_t + U_c h_{t-1} + b_c) \\
 c_t &= i_t * cp_{t-1} + f_t * cp_{t-1} \\
 o_t &= \text{sigmoid}(W_o x_t + U_o h_{t-1} + b_o) \\
 h_t &= o_t * \text{tanh}(c_t)
 \end{aligned} \tag{1}$$

where f_t, i_t, c_t, o_t are input gate, forget gate, memory cell state and output gates at time t , respectively. W_k, U_k are LSTM parameterized weight matrices, b_k represents the bias vector for each k in $\{i, f, c, o\}$.

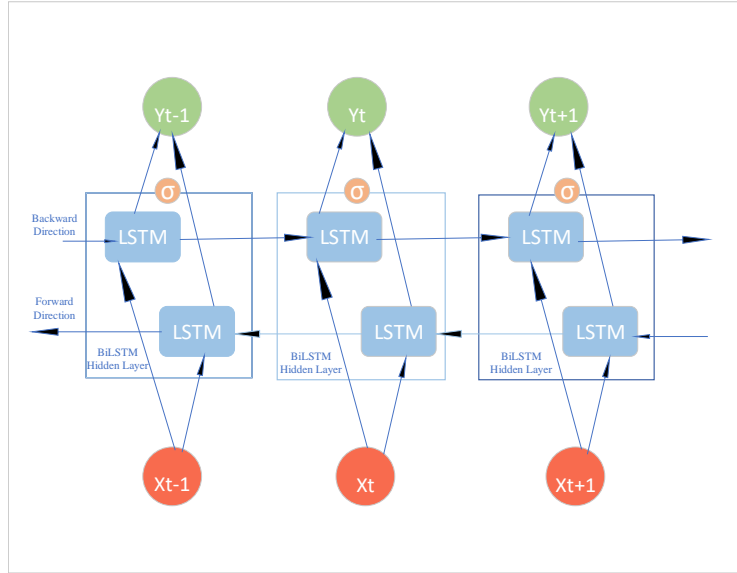


Fig. 2: Bi-LSTM Architecture

The BiLSTM layer generates an output vector, $Y_t = [Y_{t-n}, \dots, Y_{t-1}]$, in which the last element, Y_{t-1} is the predicted output. Each element of the output is calculated by using the following equation

$$Y_t = \sigma(\vec{h}_t, \overleftarrow{h}_t) \tag{2}$$

where σ function is used to combine the output sequences \vec{h}_t (forward) and \overleftarrow{h}_t (backward) obtained from each of the LSTM layers. It can be a concatenating function, a summation function, an average function, or a multiplication function. BiLSTM enables additional

training by traversing the input data twice (i.e., left-to-right, and right-to-left) in which the desired model is trained not only from inputs to outputs but also from outputs to inputs. More precisely, given the input sequence of data, a BiLSTM model first feeds input data to an LSTM model (feedback layer), and then repeats the training via another LSTM model but in the reverse order of the sequence of the input data. It was also observed that BiLSTM models reach the equilibrium much slower than LSTM-based models [39].

Global max pooling layer It has been used to extract the important feature of a review text. It down-samples the input representation by taking the maximum value over the time dimension. The output generated by the global max pooling layer is a vector that contains the maximum number over a given kernel size of a review and passes the output of dot operation to a fully connected layer or dense layer.

Dense layer It is also known as fully connected layer. It is used to connect all the activations of its previous layer with it and to introduce the non-linearity of high-level features that are learned in the previous layer of the network [33]. We employed ReLU as activation function in these layers.

Dropout layer Dropout [40] is a regularization technique applied to the neural networks to avoid the problem of over-fitting. Overfitting occurs in deep learning algorithms in which a model tries to fit the training data entirely and ends up memorizing the data patterns and the noise and random fluctuations. The deep learning models fail to generalize and perform well in the case of unseen data scenarios, defeating the model’s purpose. Therefore, in the dropout layer, a fraction of units of neurons of its previous layer are dropping out randomly to prevent units from co-adapting.

Noise layer We have introduced noise layer in the DL models. It’s added to this network because only the dropout layer is not efficient to reduce overfitting for small neural networks when a small amount of training data are used to train the model [42]. Therefore, we also integrate the Gaussian noise layer into the BiLSTM and CNN-BiLSTM models to reduce overfitting [42,31].

Output layer It is the final layer of the model network architecture which gives the output. In the output layer, we have used one neuron which classifies the Arabic reviews as either positive or negative. The Sigmoid activation function is used in this layer as it gives the output between 0 to 1.

CNN-BiLSTM We also employ the CNN-BiLSTM model. This model is very similar to our previous model except for a layer called convolutional layer. For the CNN-BiLSTM model, a one-dimensional (1D) convolutional layer is added before the BiLSTM layer and after the embedding layer of the figure. The convolutional layer applies a convolution operation to the input features and passes the vector which is the result of the convolutional operation to the next layer. Using filters, the convolutional layer extracts the task-specific features from the input vector for our ASA task.

Explainable Surrogate Model with LIME

For the explainability purpose, we trained a local surrogate model that mimics the classification performance of the original model. In this regard, we apply LIME (Local Interpretable

Model-agnostic Explanations) introduced by [34]. LIME is a local delegate model means it is a trained model used to explain the causes of the predictions of the underlying black-box complex structure. However, it also includes generating different versions of the data for the machine learning model and testing what happens to the predictions, utilizing this perturbed data as a training set instead of the initial training data. In another sense, LIME creates a new dataset using permuted data and the associated black-box model predictions. LIME then learns an explainable model on this new dataset, which is weighted by the sampled instances' closeness to the instance of interest.

The computation of the surrogate model can be defined as follows:

$$\xi(x) = \arg \min_{g \in \mathbf{G}} L(f, g, \pi_{x'}) + \Omega(g), \quad (3)$$

where g represents an explanation model for an instance x , G represents an explanation family, f is the original model (i.e., our BiLSTM model), and L is the loss function. Model complexity is $\Omega(g)$. LIME explains local predictions of the model.

Experimental Results with Discussion

Dataset

For experiment and verification purposes, we apply our method on two arabic dataset including LABR [8] and Hotel review Dataset (HTL) [20].

LABR Large-scale Arabic Book Review (LABR) dataset contains 63257 reviews each with a rating of 1 to 5 on 2131 books by 16486 users. Reviews with rating 4 and 5 are considered as positive (1) sentiment and rating with 1 and 2 are counted as negative (0) sentiment [8]. We eliminate the reviews with rating 3 as they indicate neutral reviews [8]. Then 51056 reviews are considered for our experiments among them 42832 are positive (1) and 8224 are negative (0). The unequal no. of 1 and 0 makes it a imbalance dataset. Finally, 40844 reviews are used for training purposes and the rest 10212 are for testing.

Hotel Review dataset (HTL) This dataset contains reviews written in the Arabic language. The reviews are for 8100 Hotels by 13K users [20]. A total of 15572 reviews are there in the HTL dataset. Among (HTL) [20] that are written in the Arabic language. The reviews are for 8100 Hotels bthem 10766 reviews are positive, 2645 are Negative and the rest are Neutral. No. of positive reviews is almost four times higher than no. negative reviews, which makes it an imbalanced dataset. To make it a balanced and smaller dataset, we only select 2645 positive reviews randomly. Finally, 3967 reviews are used for training and the rest 1323 reviews for testing.

Experimental setup

We carried out experiments with different experimental settings to evaluate the performance of our models. For experiments, three variations of each proposed model are considered. The details of the different settings are given as follows:

- $Model_{ND}$: models contain both the noise and dropout layer before the output layer or final layer

Table 1: Performance of BiLSTM and CNN-BiLSTM models on imbalance LABR dataset

model	setup	$train_acc$	testing part				$test_acc$	overfit(%)
			class	precision	recall	f1-score		
BiLSTM	$Model_{ND}$	0.98	0	0.62	0.55	0.58	0.88	10.0
			1	0.92	0.94	0.93		
	$Model_N$	0.99	0	0.63	0.53	0.57	0.88	11.0
			1	0.92	0.94	0.93		
	$Model_D$	0.98	0	0.56	0.59	0.57	0.86	12.0
			1	0.92	0.91	0.92		
CNN-BiLSTM	$Model_{ND}$	0.99	0	0.63	0.50	0.56	0.88	11.0
			1	0.91	0.95	0.93		
	$Model_N$	0.99	0	0.62	0.50	0.55	0.88	11.0
			1	0.91	0.94	0.93		
	$Model_D$	0.99	0	0.60	0.55	0.57	0.87	12.0
			1	0.92	0.93	0.93		

Table 2: Performance of BiLSTM and CNN-BiLSTM models with different settings on balance HTL dataset

Model	Setup	Train-Acc.(%)	Test-Acc.(%)	Overfitting (%)
BiLSTM	$Model_{ND}$	99.72	93.64	6.08
	$Model_N$	99.86	93.51	6.35
	$Model_D$	99.96	92.00	7.96
CNN-BiLSTM	$Model_{ND}$	99.85	94.78	5.07
	$Model_N$	99.92	93.65	6.27
	$Model_D$	99.97	92.02	7.95

- $Model_N$: models only contain the noise layer before the output layer and without the immediate dropout layer before the noise layer
- $Model_D$: models don’t contain the noise layer but contain the dropout layer

For the BiLSTM model, the model architecture is the same as the overview Fig. 1. In this model, 10k unique vocabularies are enumerated where each vocabulary is represented with a 100-dimensional vector using the embedding layer of the Keras library. Then, four fully connected layers (dense layers) each with 128, 64, 32, and 1 neuron, respectively. All the dense layers employed *ReLU* as an activation function except the last one which utilized the *Sigmoid* as an activation function. Besides this, for CNN-BiLSTM, a one-dimensional convolutional layer with *ReLU* activation function and a kernel size of 3 are considered. Then dropout layer is employed with a value of 0.5 to randomly drop 50% features while training the model. However, as a noise layer, the Gaussian noise layer is considered with a value of 0.75. Next, to compile the models, Adam optimizer with *binary_crossentropy* loss function and accuracy as evaluation metric are applied. Then, 80% reviews are used for training and the rest 20% reviews are used for testing with a batch size of 64. Total 10 epochs are employed to train each variance of the DL-based models. Finally, a local interpretable surrogate model is trained that mimics the original proposed models to explain the particular predictions.

Experimental results

Tables 1 and 2 present the performance of our BiLSTM and CNN-BiLSTM models to determine Arabic sentiment in terms of different evaluation matrices on LABR and HTL dataset, respectively. As LABR is an imbalance dataset, along with accuracy, other different evaluation matrices are used to depict the performance of our proposed models. As HTL is a balance dataset, the performance of the introduced BiLSTM and CNN-BiLSTM models is evaluated only with of accuracy. There are two DL-based models and each has three different setups. When the noise layer is added with the dropout layer before the last layer of the models, they show better performance and reduce overfitting. Table 1 supports this claim by depicting that when noise layer is not present before the output layer ($Model_D$), the overfitting is 12%. But after adding noise layer before the output layer ($Model_{ND}$), the overfitting decreases by 2% and 1% for BiLSTM and CNN-BiLSTM models, respectively. The *precision* of negative review of BiLSTM model in $model_{ND}$ setup of table 1 is 0.62 but for $model_D$, it is 0.56. It can be said that noise layer help to identify more negative review than without noise layer. This case also true for CNN-BiLSTM model.

Table 2 illustrates that the overfitting of the BiLSTM model is 6.08% when BiLSTM uses both the noise layer and dropout layer ($Model_{ND}$). Again, when the noise layer and dropout layer are integrated into the CNN-BiLSTM model, the overfitting between training accuracy(99.85%) and testing accuracy (94.78%) is 5.07%, On the other hand, when the noise layer is not integrated into the models, overfitting increases. To visualize more precisely, the overfitting of CNN-BiLSTM model with setup, $Model_D$ between training accuracy (99.97%) and testing accuracy (92.02%) is 7.95% which is almost 2.88% higher than $Model_{ND}$ (5.07%). This illustrates the effectiveness of adding a noise layer to the models. When the dropout layer is removed from the output layer and the noise layer is added ($Model_N$) the overfitting between training accuracy and testing accuracy remains moderated which is 6.35% for BiLSTM and 6.27% for CNN-BiLSTM. These results also depict that when a noise layer is added either with the dropout layer or without the dropout layer to the models the performance of the models improves.

Table 3: Performance comparison of our method ((CNN-)BiLSTM) with some known existing methods on LABR dataset.

methods	accuracy(%)
Attention-BiGRU [13]	95.6
SRU-Attention [3]	95.1
AraBERT [9]	89.6
(CNN-)BiLSTM	88.0
Multi-chan CNN [15]	87.5
mBERT [9]	83.0
CNN [18]	81.6
BiLSTM [18]	80.7
LSTM [18]	78.5
SVM [20]	78.3

Arabic review:

جيد حقاً فندق جيد جداً وبه شاطئ جميل يستحق الحصول على العلامة التجارية كمبينسكي الغرف مريحة وجميلة ومصممه بشكل جيد المطاعم والحانات وجميع الاماكن التي تحتاجها مثاليه كما ان الخدمه وديه وجيده

Arabic review English version:

Really a very good hotel with a beautiful beach. It deserves the Kempinski brand. The rooms are comfortable, nice and well designed. The restaurants, bars and all the places you need are perfect, and the service is friendly and good.

Explanation why it's predicted as positive review:

Fig. 3: Explanation of a particular class (Positive) using LIME.

Arabic review:

غريب لم افهم بالفعل ما هي الفلسفه التي يقوم عليها هذا الفندق نعم الايقار في كل مكان لكن الامر ينطبق ايضا على فريق العمل غير الودود غير المؤدب غير المتعاون حصلنا على غرفه ركنيه لا يدخل اليها ضوء النهار حيث ان النافذه كانت في فناء صغير مظلم الافطار بسيط للغاية ولكن لا باس به

Arabic review English version:

Strange, I didn't really understand what the philosophy behind this hotel is, yes cows are everywhere, but the same goes for the unfriendly, rude, unhelpful staff. We got a corner room with no daylight in, as the window was in a small dark courtyard. The breakfast was very simple. But it's okay.

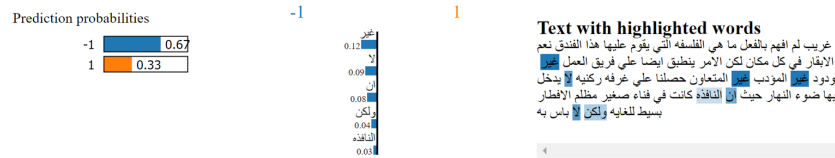
Explanation why it's predicted as Negative review:

Fig. 4: Explanation of a particular class (Negative) using LIME.

Comparison with related works

Different prominent research works had been conducted on ASA on different dataset. Here, we compare proposed method with some existing methods that are on LABR dataset. Attention-BiGRU [13], SRU-Attention [3], and AraBERT [9] achieved higher accuracy than our proposed method as these are attention-based DL models. Attention-BiGRU [13] employed a hybrid bidirectional gated recurrent unit (BiGRU) and bidirectional long short-term memory (BiLSTM) additive-attention model with two types of embedding and achieved SOTA results on LABR dataset. SRU-Attention [3] used simple recurrent unit with attention mechanism and obtained an accuracy score of 95.1. AraBERT [9] was introduced for different tasks including ASA. It is built especially for Arabic NLP. In ASA, its accuracy is

89.6% which is 1.6% more than our method(CNN-BiLSTM). Multilingual BERT (mBERT) also employed for ASA [9] and its accuracy is 83% which is 5% lesser than our method. Moreover, LSTM, BiLSTM and CNN, multi-channel CNN are also utilized without noise layer and their performance are quite promising. Though our proposed CNN-BiLSTM could not outperform the attention-based methods, However it outperforms the without attention-based methods. This phenomena illustrates the significant of adding noise layer in the DL models.


XAI in Arabic Sentiment Analysis

We trained a local explainable surrogate model to get an understandable representation of the predicted sentiments of the Arabic reviews. Fig. 3 and 4 illustrate the humans interpretable representation of the predicted positive and negative sentiment, respectively. These figures present and highlight words that are contributing to the particular predictions. The other words which make the sentiment of the review positive (1) are highlighted with orange color where deep orange means the words have more impact to predict the sentiment of the Arabic review as positive and light orange means the words have less impact to predict the review as positive. On the other hand, the words that are moving the review toward negative (-1) are highlighted with blue color. In Fig. 3 the جميل (beautiful), جيد (good), etc. are the most significant words for predicting the review as positive and highlighted with orange color. In Fig. 4 the words ولكن (but), and غير (not), etc. are making the given review as negative sentiment and marked with blue color. The figures also show the predicted probabilities of the positive sentiment and negative sentiment. Each word’s impact on a particular sentiment of the reviews is also illustrated in the middle of the figures. Anyone reading and seeing the explained representation of the reviews will be able to understand why the review is either positive or negative. It also makes our black-box mechanism of ASA understandable.

Let’s consider an review and see how our proposed method perform on this. The review is as follow:

جيد الفندق جيد جدا من جميع الواجهه وايضا العاملون فيه مساعدون جدا وتقيم خدمه الغرف مناسب لجوده الغرفه والمرافق كان رائعه جدا انا معجب بهذا الفندق حيث انه هادئ جدا ايضا قد (Good, the hotel is very good in all respects, and also the staff are very helpful, and the room service is appropriate for the quality of the room and the facilities were very wonderful. I admire this hotel as it is very quiet also. I may recommend this hotel to my friend to enjoy his stay in Bahrain.)

Fig. 5 and 6 illustrate the humans interpretable representation of the predicted positive sentiment of the same review using $Model_{ND}$ and $Model_D$, respectively. Fig. 5 which is obtained using $model_{ND}$ highlights the words (e.g. جيد (good), جدا (very), هادئ (calm/quiet), مساعدون (helpful)) which are really contributing the review toward positive sentiment. On the other hand, LIME and $model_D$ interpreted the same review in Fig 6 and it shows some major differences such as جيد (good), مساعدون (helpful) are not highlighted as positive sentiment words. However, these words have real impact to make the review as positive sentiment. This phenomenon illustrate the effectiveness of adding noise layer in the deep learning model to make it more explainable and acceptable.

Fig. 5: Explanation of a review with $Model_{ND}$ using LIME.Fig. 6: Explanation of a review with $Model_D$ using LIME.

Conclusion and Future Work

This paper proposed explainable BiLSTM, and CNN-BiLSTM models for Arabic sentiment classification. Generally, DL-based models show overfitting characteristics when a small amount of data is used for training which makes the DL model’s generalization capability poor. That is why a Gaussian noise layer is added to the proposed models to reduce overfitting and enhance performance. The experimental results also indicate that the noise layer helps to reduce the overfitting issue of the DL-based models and improve the performance. Again, these models work in a black-box manner in predicting the sentiment which is not understandable to humans. Therefore, to interpret the reasons for the particular sentiment predictions, a locally explainable surrogate model known as LIME is employed for the first time in this paper for ASA. LIME shows prominent performance to give an understandable representation of the predicted Arabic sentiments.

In the future, we plan to enhance the performance of the current explainable AI algorithms for a better understanding of ASA and other Arabic NLP tasks. We also would like to employ federated learning in ASA.

References

1. Abdul-Mageed, M., Diab, M., Korayem, M.: Subjectivity and sentiment analysis of modern standard arabic. In: Proceedings of the 49th Annual Meeting of the Association for Computational Linguistics: Human Language Technologies. pp. 587–591 (2011)

2. Al-Ayyoub, M., Khamaiseh, A.A., Jararweh, Y., Al-Kabi, M.N.: A comprehensive survey of arabic sentiment analysis. *Information processing & management* **56**(2), 320–342 (2019)
3. Al-Dabet, S., Tedmori, S.: Sentiment analysis for arabic language using attention-based simple recurrent unit. In: 2019 2nd International Conference on new Trends in Computing Sciences (ICTCS). pp. 1–6. IEEE (2019)
4. Al-Sallab, A., Baly, R., Hajj, H., Shaban, K.B., El-Hajj, W., Badaro, G.: Aroma: A recursive deep learning model for opinion mining in arabic as a low resource language. *ACM Transactions on Asian and Low-Resource Language Information Processing (TALLIP)* **16**(4), 1–20 (2017)
5. Al Sallab, A., Hajj, H., Badaro, G., Baly, R., El-Hajj, W., Shaban, K.: Deep learning models for sentiment analysis in arabic. In: Proceedings of the second workshop on Arabic natural language processing. pp. 9–17 (2015)
6. Alhumoud, S., Albuhaireh, T., Alohaideb, W.: Hybrid sentiment analyser for arabic tweets using r. In: 2015 7th International Joint Conference on Knowledge Discovery, Knowledge Engineering and Knowledge Management (IC3K). vol. 1, pp. 417–424. IEEE (2015)
7. Altowayan, A.A., Tao, L.: Word embeddings for arabic sentiment analysis. In: 2016 IEEE International Conference on Big Data (Big Data). pp. 3820–3825. IEEE (2016)
8. Aly, M., Atiya, A.: Labr: A large scale arabic book reviews dataset. In: Proceedings of the 51st Annual Meeting of the Association for Computational Linguistics (Volume 2: Short Papers). pp. 494–498 (2013)
9. Antoun, W., Baly, F., Hajj, H.: Arabert: Transformer-based model for arabic language understanding. arXiv preprint arXiv:2003.00104 (2020)
10. Badaro, G., Baly, R., Hajj, H., Habash, N., El-Hajj, W.: A large scale arabic sentiment lexicon for arabic opinion mining. In: Proceedings of the EMNLP 2014 workshop on arabic natural language processing (ANLP). pp. 165–173 (2014)
11. Baldi, P., Brunak, S., Frasconi, P., Soda, G., Pollastri, G.: Exploiting the past and the future in protein secondary structure prediction. *Bioinformatics* **15**(11), 937–946 (1999)
12. Baly, R., Khaddaj, A., Hajj, H., El-Hajj, W., Shaban, K.B.: Arsentd-lev: A multi-topic corpus for target-based sentiment analysis in arabic levantine tweets. arXiv preprint arXiv:1906.01830 (2019)
13. Berrimi, M., Oussalah, M., Moussaoui, A., Saidi, M.: Attention mechanism architecture for arabic sentiment analysis. *ACM Transactions on Asian and Low-Resource Language Information Processing* **22**(4), 1–26 (2023)
14. Dahou, A., Elaziz, M.A., Zhou, J., Xiong, S.: Arabic sentiment classification using convolutional neural network and differential evolution algorithm. *Computational intelligence and neuroscience* **2019** (2019)
15. Dahou, A., Xiong, S., Zhou, J., Elaziz, M.A.: Multi-channel embedding convolutional neural network model for arabic sentiment classification. *ACM Transactions on Asian and Low-Resource Language Information Processing (TALLIP)* **18**(4), 1–23 (2019)
16. Danilevsky, M., Qian, K., Aharonov, R., Katsis, Y., Kawas, B., Sen, P.: A survey of the state of explainable ai for natural language processing. arXiv preprint arXiv:2010.00711 (2020)
17. Duwairi, R.M., Marji, R., Sha’ban, N., Rushaidat, S.: Sentiment analysis in arabic tweets. In: 2014 5th international conference on information and communication systems (ICICS). pp. 1–6. IEEE (2014)
18. Elfaik, H., et al.: Deep bidirectional lstm network learning-based sentiment analysis for arabic text. *Journal of Intelligent Systems* **30**(1), 395–412 (2021)
19. ElJundi, O., Antoun, W., El Droubi, N., Hajj, H., El-Hajj, W., Shaban, K.: hulmona: The universal language model in arabic. In: Proceedings of the fourth arabic natural language processing workshop. pp. 68–77 (2019)
20. ElSahar, H., El-Beltagy, S.R.: Building large arabic multi-domain resources for sentiment analysis. In: International conference on intelligent text processing and computational linguistics. pp. 23–34. Springer (2015)
21. Farha, I.A., Magdy, W.: Mazajak: An online arabic sentiment analyser. In: Proceedings of the Fourth Arabic Natural Language Processing Workshop. pp. 192–198 (2019)

22. Farha, I.A., Magdy, W.: A comparative study of effective approaches for arabic sentiment analysis. *Information Processing & Management* **58**(2), 102438 (2021)
23. Farra, N., Challita, E., Abou Assi, R., Hajj, H.: Sentence-level and document-level sentiment mining for arabic texts. In: 2010 IEEE international conference on data mining workshops. pp. 1114–1119. IEEE (2010)
24. Habash, N., Bouamor, H., Hajj, H., Magdy, W., Zaghouni, W., Bougares, F., Tomeh, N., Farha, I.A., Touileb, S.: Proceedings of the sixth arabic natural language processing workshop. In: Proceedings of the Sixth Arabic Natural Language Processing Workshop (2021)
25. Heikal, M., Toriki, M., El-Makky, N.: Sentiment analysis of arabic tweets using deep learning. *Procedia Computer Science* **142**, 114–122 (2018)
26. Hengle, A., Kshirsagar, A., Desai, S., Marathe, M.: Combining context-free and contextualized representations for arabic sarcasm detection and sentiment identification. arXiv preprint arXiv:2103.05683 (2021)
27. Husain, F., Uzuner, O.: Leveraging offensive language for sarcasm and sentiment detection in arabic. In: Proceedings of the Sixth Arabic Natural Language Processing Workshop. pp. 364–369 (2021)
28. Liu, B.: Sentiment analysis and opinion mining. *Synthesis lectures on human language technologies* **5**(1), 1–167 (2012)
29. Mathews, S.M.: Explainable artificial intelligence applications in nlp, biomedical, and malware classification: a literature review. In: Intelligent computing-proceedings of the computing conference. pp. 1269–1292. Springer (2019)
30. Nayel, H., Amer, E., Allam, A., Abdallah, H.: Machine learning-based model for sentiment and sarcasm detection. In: Proceedings of the Sixth Arabic Natural Language Processing Workshop. pp. 386–389 (2021)
31. Neelakantan, A., Vilnis, L., Le, Q.V., Sutskever, I., Kaiser, L., Kurach, K., Martens, J.: Adding gradient noise improves learning for very deep networks. arXiv preprint arXiv:1511.06807 (2015)
32. Oueslati, O., Cambria, E., HajHmida, M.B., Ounelli, H.: A review of sentiment analysis research in arabic language. *Future Generation Computer Systems* **112**, 408–430 (2020)
33. Rao, A., Spasojevic, N.: Actionable and political text classification using word embeddings and lstm. arXiv preprint arXiv:1607.02501 (2016)
34. Ribeiro, M.T., Singh, S., Guestrin, C.: ” why should i trust you?” explaining the predictions of any classifier. In: Proceedings of the 22nd ACM SIGKDD international conference on knowledge discovery and data mining. pp. 1135–1144 (2016)
35. Safaya, A., Abdullatif, M., Yuret, D.: Bert-cnn for offensive speech identification in social media. In: Proceedings of the Fourteenth Workshop on Semantic Evaluation”, Barcelona (online)”, International Committee for Computational Linguistics (2020)
36. Schuster, M., Paliwal, K.K.: Bidirectional recurrent neural networks. *IEEE transactions on Signal Processing* **45**(11), 2673–2681 (1997)
37. Shoukry, A., Rafea, A.: Sentence-level arabic sentiment analysis. In: 2012 international conference on collaboration technologies and systems (CTS). pp. 546–550. IEEE (2012)
38. Shoukry, A., Rafea, A.: A hybrid approach for sentiment classification of egyptian dialect tweets. In: 2015 First International Conference on Arabic Computational Linguistics (ACLing). pp. 78–85. IEEE (2015)
39. Siami-Namini, S., Tavakoli, N., Namin, A.S.: The performance of lstm and bilstm in forecasting time series. In: 2019 IEEE International Conference on Big Data (Big Data). pp. 3285–3292. IEEE (2019)
40. Srivastava, N., Hinton, G., Krizhevsky, A., Sutskever, I., Salakhutdinov, R.: Dropout: a simple way to prevent neural networks from overfitting. *The journal of machine learning research* **15**(1), 1929–1958 (2014)
41. Wadhawan, A.: Arabert and farasa segmentation based approach for sarcasm and sentiment detection in arabic tweets. arXiv preprint arXiv:2103.01679 (2021)
42. You, Z., Ye, J., Li, K., Xu, Z., Wang, P.: Adversarial noise layer: Regularize neural network by adding noise. In: 2019 IEEE International Conference on Image Processing (ICIP). pp. 909–913. IEEE (2019)

43. Zahran, M.A., Magooda, A., Mahgoub, A.Y., Raafat, H., Rashwan, M., Atyia, A.: Word representations in vector space and their applications for arabic. In: International Conference on Intelligent Text Processing and Computational Linguistics. pp. 430–443. Springer (2015)