

# Nested Event Extraction upon Pivot Element Recognition

Weicheng Ren, Zixuan Li\*, Xiaolong Jin\*, Long Bai, Miao Su, Yantao Liu, Saiping Guan, Jiafeng Guo, Xueqi Cheng

School of Computer Science and Technology, University of Chinese Academy of Sciences;  
CAS Key Laboratory of Network Data Science and Technology,  
Institute of Computing Technology, Chinese Academy of Sciences.  
{renweicheng21b, lizixuan, jinxiaolong, bailong18b, sumiao22z, liuyantao22s}@ict.ac.cn  
{guansaiping, guojiafeng, cxq}@ict.ac.cn

## Abstract

Nested Event Extraction (NEE) aims to extract complex event structures where an event contains other events as its arguments recursively. Nested events involve a kind of Pivot Elements (PEs) that simultaneously act as arguments of outer events and as triggers of inner events, and thus connect them into nested structures. This special characteristic of PEs brings challenges to existing NEE methods, as they cannot well cope with the dual identities of PEs. Therefore, this paper proposes a new model, called PerNee, which extracts nested events mainly based on recognizing PEs. Specifically, PerNee first recognizes the triggers of both inner and outer events and further recognizes the PEs via classifying the relation type between trigger pairs. In order to obtain better representations of triggers and arguments to further improve NEE performance, it incorporates the information of both event types and argument roles into PerNee through prompt learning. Since existing NEE datasets (e.g., Genia11) are limited to specific domains and contain a narrow range of event types with nested structures, we systematically categorize nested events in generic domain and construct a new NEE dataset, namely ACE2005-Nest. Experimental results demonstrate that PerNee consistently achieves state-of-the-art performance on ACE2005-Nest, Genia11 and Genia13.

**Keywords:** Nested Event Extraction, Complex Event Structure, Event Extraction, Information Extraction

## 1. Introduction

Event Extraction (EE), as an important task in information extraction, aims to extract event triggers and their corresponding arguments from sentences. Traditional EE implicitly assumes that all events in the same sentence have flat structure, thus called Flat Event Extraction (FEE). However, there also exist a kind of structures where an event contains other events as its arguments recursively. Therefore, Nested Event Extraction (NEE) as a new information extraction task has recently attracted attention [Trieu et al. \(2020\)](#); [Cao et al. \(2022\)](#). Figure 1 (a) and (b) illustrate two examples of flat events and nested events, correspondingly. NEE holds immense importance in attaining a profound semantic understanding and acquiring a comprehensive perspective of the event structure.

In nested events, events are connected via a kind of special elements which simultaneously act as arguments of outer events and as triggers of inner events. This kind of elements act as pivots in the nested event structures, and thus called Pivot Elements (PEs) in this paper. As shown in Figure 1(b), “pay” is a PE, which serves as the trigger of the inner event *Transfer-ownership* and as an argument of the outer event *Intention*. Through the PE “pay”, these two events are connected to form a nested event structure. Therefore, the key for the NEE task is to identify this kind of PEs.

However, the dual identities of PEs present challenges to existing NEE methods ([Lin et al., 2020](#); [Cao et al., 2022](#)). These methods typically employ two separate

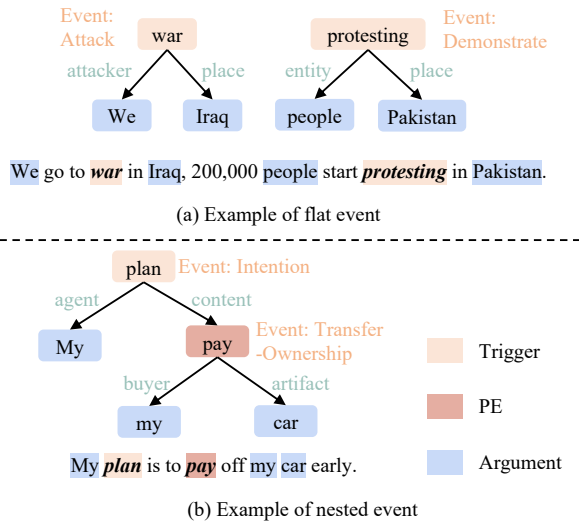


Figure 1: Examples of flat events (a) and nested events (b).

modules to extract triggers and arguments, respectively, and recognize those overlapping ones as PEs. However, due to their more trigger-like characteristics of PEs, it is difficult for the argument extraction module to recognize them as the arguments of outer events, which affects the performance of those existing methods on NEE.

To address this challenge, we propose PerNee, a novel model for the NEE task via better recognizing PEs. Unlike existing methods, PerNee transfers the identification problem of the argument identities of PEs to a

\*Corresponding authors

classification problem of the relations between trigger pairs within the same sentences. Specifically, PerNee first employs a BERT-based network to encode the input sentence while capturing its contextual. In order to enhance its performance on NEE, PerNee utilizes the information of event types and argument roles as prompts, which are prepended to the sentence. It then recognizes triggers by employing a Feedforward Neural Network (FNN) combined with a Conditional Random Field (CRF) layer. It adopts another FNN and CRF networks to extract regular arguments (i.e., entities), which are definitely not PEs. Next, by generating and classifying the pairs between triggers and regular arguments using an FNN, PerNee identifies for each regular argument its corresponding trigger and further determines its role. Simultaneously, by generating and classifying the pairs of triggers based on another FNN, it recognizes from the set of triggers, if any, every PE as well as the trigger of its corresponding outer event and itself role therein. By so doing, the nested event structure contained in the input sentence is identified. Finally, PerNee employs a beam search based decoder to generate the complete event structures.

There are several event extraction datasets containing nested events (e.g., Genia11 (Kim et al., 2011), Genia13 (Kim et al., 2013)), which can be used to validate NEE models. However, these existing datasets primarily focus on the medical domain and have a narrow range of event types with nested structures. For instance, in Genia11, only some of the *Regulation* type events exhibit nested structures. In contrast, the generic domain contains a diverse array of event types that may introduce nested events, such as *Intention*, *Belief*, *Command*, *Preference*, *Statement*. To address these limitations, we systematically categorize nested events in the generic domain into different types and create a new NEE dataset, ACE2005-Nest, based on the widely used benchmark dataset ACE2005 for FEE. ACE2005-Nest contains 14 event types that can introduce nested structures in the generic domain.

Our contributions can be summarized as follows:

- We propose PerNee for NEE task, which extracts nested events mainly based on recognizing PEs. By classifying the relations between trigger pairs, PerNee significantly enhances the accuracy of PE extraction.
- We systematically categorize nested events in the generic domain and construct a new NEE dataset, namely ACE2005-Nest, which can serve as a valuable resource to advance the NEE task in the generic domain.
- Experimental results demonstrate that the PerNee model outperforms existing baselines consistently on ACE2005, Genia11 and Genia13, which demonstrates its effectiveness in both EE and NEE tasks.

## 2. Related Work

In this section, we investigate the existing research related to addressing NEE task, summarizing their strengths and limitations. Subsequently, we introduce the currently available datasets that are relevant to NEE and provide a summary of the nested events present in these datasets.

### 2.1. Nested Event Extraction

Some existing studies tackle NEE using methods actually for overlapping events (Yang et al., 2019; Li et al., 2020; Sheng et al., 2021; Cao et al., 2022), as NEE can be seen as a specific type of overlapping events, where triggers and arguments overlap. For example, Cao et al. (2022) proposed OneEE to address both overlapping and nested events. This model consists of three modules, i.e., trigger recognition, argument extraction, and relationship classification between triggers and arguments. PEs are recognized in both the trigger recognition module and the argument recognition module, which handles the overlapping issue between triggers and arguments, thereby addressing NEE.

In a similar manner, some existing FEE methods (Nguyen and Nguyen, 2019; Raffel et al., 2020; Wadden et al., 2019; Lin et al., 2020; Lu et al., 2022) can be adapted to address Nested Event Extraction (NEE) by treating Pivot Elements (PEs) as both triggers and regular arguments and recognizing the overlapping ones as PEs. For instance, Lin et al. (2020) introduced the OneIE model, which addresses EE through node extraction and inter-node relationship classification. NEE can be tackled by considering the PEs as separate trigger and argument nodes during the node extraction module, followed by classifying the relationship between the trigger and argument nodes.

However, these methods face difficulties in coping with the dual identities of PEs. They simply treat PEs as regular arguments and extract them within the argument extraction module, neglecting their trigger-like characteristics, which brings challenges to argument extraction.

### 2.2. NEE Datasets

In the medical domain, there are several nested event extraction (NEE) datasets available. Genia11 (Kim et al., 2011), proposed in BioNLP 2011, is a dataset specifically designed for annotating biomolecular events in biomedical literature. It covers events related to biological processes and molecular interactions, with 9 event types including *regulation*, *positive regulation*, *negative regulation* events that involves proteins or other events as arguments. Genia13 (Kim et al., 2013) introduces additional annotations, expanding the number of event types to 14. The Cancer Genetics dataset (Pyysalo et al., 2013) focuses on cancer-related events and emphasizes the extraction of physiological and pathological processes across different levels of biological organization. It comprises

40 event types, and the `regulation` event type can introduce nested events. The Pathway Curation dataset (Ohta et al., 2013) primarily involves biomolecular reactions and includes 24 event types. Similar to the other datasets, the `regulation` event type is prominent for introducing nested event structures.

Among these datasets, the event types capable of introducing nested events is relatively limited, primarily concentrated in `regulation` event types. Furthermore, these nested event datasets predominantly focus on the medical domain. Therefore, there is a need for a nested dataset in the generic domain that encompasses a diverse range of nested event types.

### 3. Problem Formulation

As aforesaid, the NEE task aims to extract the events in a sentence, including their triggers and arguments, and further identify the specific roles of all extracted arguments and, if any, the nested structures between events.

Given a sentence  $S$ , let  $E = \{e_1, e_2, \dots, e_k\}$  be the set of events contained in it. Each event  $e_i$  ( $1 \leq i \leq k$ ) is represented as a triple  $(t_i, A_i, R_i)$ , where  $t_i$  is its trigger, indicating the occurrence of event  $e_i$ . It is associated with an event type  $\tau_i$ .  $A_i$  and  $R_i$  are the sets of its arguments and their corresponding roles, respectively. For each  $e_i$ , the  $l$ -th argument  $a_{i,l} \in A_i$  is associated with a role  $r_{i,l} \in R_i$ .

Nested event structures in  $E$  can essentially be characterized by a PE set  $P = \{t_i | \exists j, t_i \in A_j\}$ . In this view, the NEE task involves the following subtasks:

**Trigger Recognition:** Given the sentence  $S$ , the goal is to recognize all triggers  $T = \{t_1, t_2, \dots, t_k\}$  therein and further determine their respective event types  $\mathcal{T} = \{\tau_1, \tau_2, \dots, \tau_k\}$ .

**Regular Argument Extraction:** Given the sentence  $S$  and a trigger  $t_i \in T$ , the task is to extract the set of its arguments excluding PEs,  $A_i = \{a_{i,1}, a_{i,2}, \dots, a_{i,l}\}$  and further determine their respective roles  $R_i = \{R_{i,1}, R_{i,2}, \dots, R_{i,l}\}$ .

**Pivot Element Recognition:** Given the sentence  $S$  and a trigger  $t_i \in T$ , the goal is to recognize a PE set  $P_i \subset P$ , where each  $p_{i,j} \in P_i$  is an argument of the event with  $t_i$  as its trigger, and further determine their respective roles in  $R_i$ .

### 4. The PerNee Model

As illustrated in Figure 2, the proposed PerNee model consists of five modules to extract nested events from a given sentence, i.e., Sentence Encoder, Trigger Recognizer, Regular Argument Extractor, Pivot Element Recognizer, and Structure Decoder. In the Sentence Encoder, the input sentence is encoded to obtain the representations of its all words. Based on the obtained representations, the PerNee model recognizes event triggers via the Trigger Recognizer and extracts the regular arguments via the Regular Argument Extractor. Then, the Pivot Element Recognizer is adopted to recognize,

if any, all PEs. With the above extracted elements and their label scores as its inputs, the Structure Decoder explores various event structures using beam search, and the one with the highest score is selected as the final output.

#### 4.1. Sentence Encoder

For a given input sentence  $X = [x_1, x_2, \dots, x_n]$ , contextualized representations are obtained for each word using a pre-trained BERT model (Devlin et al., 2018). Note that, the tokenization process may split a word into multiple word pieces (e.g., `blowdryers`  $\rightarrow$  `blow`, `##dr`, `##yers`). To handle this, the average of all piece representations associated with a word is calculated to obtain its word representation. To incorporate the semantic information of event types and argument roles, the labels of event types and argument roles are prepended before the sentence as prompts. Finally, the word representations are obtained as  $\mathbf{H} = [\mathbf{h}_1, \mathbf{h}_2, \dots, \mathbf{h}_n]$ .

#### 4.2. Trigger Recognizer

The goal of this module is to recognize event triggers, which can be formulated as the sequence labeling problem. Specifically, trigger recognizer takes the representation of each word as input and calculates a score vector for each word via a FNN denoted as  $F_i = FNN(\mathbf{h}_i)$ . Each value in the vector represents the probability of a specific tag according to the BIO tag schema. To capture the dependencies between predicted tags, a CRF layer is utilized to ensure the validity of certain label sequence. For instance, an *I-Intention* tag should not follow a *B-Attack* tag. The label sequence corresponding to the sentence are obtained as  $\hat{\mathbf{z}} = [\hat{z}_1, \hat{z}_2, \dots, \hat{z}_n]$ . Inspired by (Lample et al., 2016), the score of label sequence is calculated as follows:

$$S(\mathbf{H}, \hat{\mathbf{z}}) = \sum_{i=0}^n \mathbf{A}_{\hat{z}_i, \hat{z}_{i+1}} + \sum_{i=1}^n F_{i, \hat{z}_i}, \quad (1)$$

where  $\mathbf{A}$  is the transition matrix and  $\mathbf{A}_{i,j}$  represents the score of a transition from tag  $i$  to tag  $j$ . To incorporate the start and end tags ( $\hat{z}_0$  and  $\hat{z}_n$ ) into the tag set, the two tags are included as additional possible tags. Consequently, the transition matrix  $\mathbf{A}$  becomes a square matrix of size  $k+2$ , where  $k$  represents the number of unique tags in our tag set. The dimensions of  $\mathbf{A}$  can be expressed as  $\mathbf{A} \in \mathbb{R}^{(k+2) \times (k+2)}$ . This adjustment ensures that the model can account for the transitions from the start tag to any other tag, as well as from any tag to the end tag.

During the training stage, the objective is to maximize the log-likelihood of the gold-standard label sequence. The log-likelihood is given by:

$$\log p(\mathbf{z}|\mathbf{H}) = S(\mathbf{H}, \mathbf{z}) - \log \sum_{\hat{\mathbf{z}} \in Z} e^{S(\mathbf{H}, \hat{\mathbf{z}})}, \quad (2)$$

where  $Z$  represents the set of all possible label sequences for a given sentence. Consequently, the loss is defined as

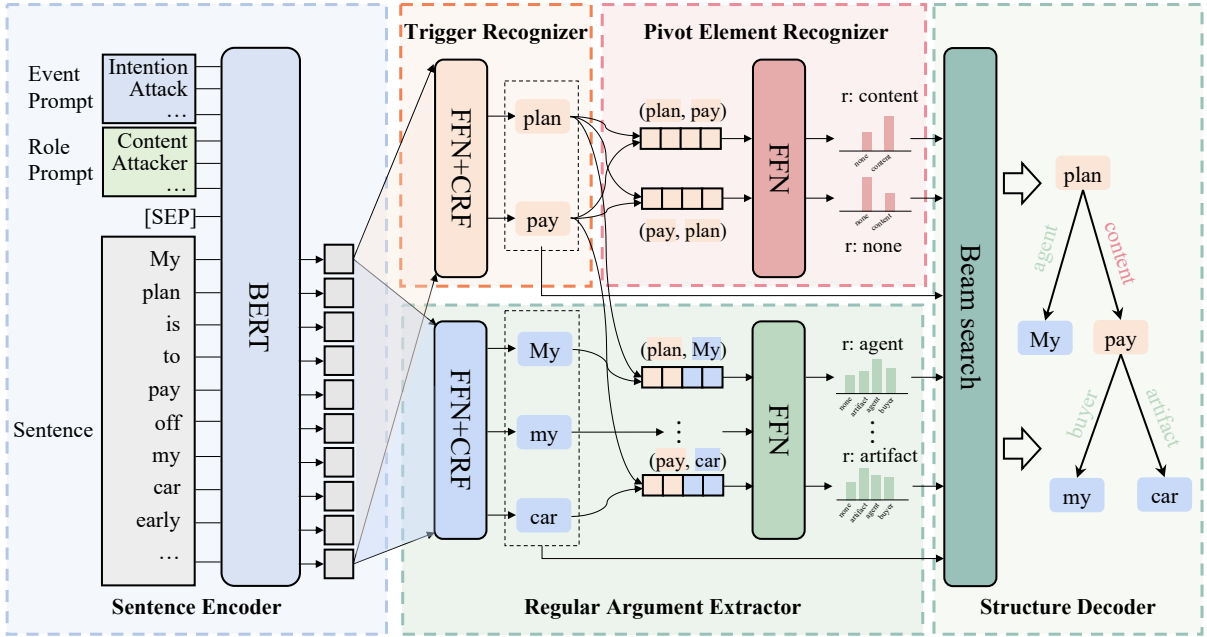


Figure 2: The overall framework of PerNee.

$$\mathcal{L}^{T_i} = -\log p(\mathbf{z}_T | \mathbf{H}), \quad (3)$$

where  $\mathbf{z}_T$  denotes the trigger label sequence.

Furthermore, to obtain the candidate types for triggers, an additional FNN is employed to calculate label scores for triggers as  $\hat{\mathbf{y}}^t = FNN([\mathbf{t}_i])$ . The training objective is to minimize the following cross-entropy loss:

$$\mathcal{L}^{T_c} = -\sum_i \log \hat{\mathbf{y}}_i^t. \quad (4)$$

Therefore, the training loss of Trigger Recognizer is defined as

$$\mathcal{L}^T = -\log p(\mathbf{z}_T | \mathbf{H}) - \sum_i \log \hat{\mathbf{y}}_i^t. \quad (5)$$

### 4.3. Regular Argument Extractor

Previous work (Cao et al., 2022) identifies the dual identities of PEs by separately identifying their triggers and arguments, and considers the overlap between triggers and arguments as PEs. Considering the distinctive trigger-like characteristics of PEs and their notable differences from regular arguments (i.e., entities), we choose to focus solely on extracting regular arguments instead of including PEs as part of the regular argument extraction process. The task involves two steps: a sequence labeling step to extract argument spans and a classification step for assigning role types. To extract the argument spans, this module employs a FNN followed by a CRF layer to generate sequence labels for recognizing entities. The loss function for extracting argument spans is defined as

$$\mathcal{L}^{E_i} = -\log p(\mathbf{z}_E | \mathbf{H}), \quad (6)$$

where  $\mathbf{z}_E$  represents the entity label sequence.

Role types for arguments are determined by establishing relations between triggers and entities. Given a trigger and an argument, the representation of the trigger-entity pair is calculated by concatenating the span representations of recognized triggers and entities,  $[\mathbf{t}_i; \mathbf{e}_j]$ . The span representations are obtained by averaging the corresponding word representations. Then, a FNN is employed to calculate the score vector of the role type  $\hat{\mathbf{y}}^{te} = FNN([\mathbf{t}_i; \mathbf{e}_j])$ . The training objective is to minimize the cross-entropy loss, which is formulated as follow

$$\mathcal{L}^{TE} = -\sum_i \log \hat{\mathbf{y}}_i^{te}, \quad (7)$$

where  $\mathbf{y}_i^{te}$  represents the true label vector of trigger-entity pair relations.

Therefore, the training loss of Trigger Recognizer is defined as

$$\mathcal{L}^{RA} = -\log p(\mathbf{z}_E | \mathbf{H}) - \sum_i \log \hat{\mathbf{y}}_i^{te}. \quad (8)$$

### 4.4. Pivot Element Recognizer

The key to identify nested events is to recognize the pivot element in them. Actually, PEs arise when one event serves as an argument in another event. It can be viewed as an argument relation between two events. Therefore, the recognition of PEs can be transferred to discovery the argument relations between the trigger

pairs. If trigger  $t_i$  is the argument of trigger  $t_j$ , then  $t_i$  is the PE of  $t_j$ .

Specifically, PerNee first generates the candidate trigger pairs  $Pairs = \{(t_i, t_j) | t_i \in T\}$ , where  $T$  is the set of triggers. Then, the span representations of the triggers are concatenated to form the representations of trigger-trigger pairs, represented as  $[t_i; t_j]$  and  $[t_j; t_i]$ . A FNN is employed to calculate the score vector of trigger-trigger pairs, denoted as  $\hat{y}^{tt} = FNN([t_i; t_j])$ . This vector represents the role types for PEs associated with outer events. The training objective is to minimize the following cross-entropy loss

$$\mathcal{L}^{PER} = - \sum_i^{y_i^{tt}} \log \hat{y}_i^{tt}, \quad (9)$$

where  $y_i^t$  and  $y_i^{tt}$  are the true label of triggers and trigger-trigger pairs.

Finally, the joint objective function during training is optimized by minimizing the following loss function

$$\mathcal{L} = \mathcal{L}^{TR} + \mathcal{L}^{RA} + \mathcal{L}^{PER}. \quad (10)$$

#### 4.5. Structure Decoder

To achieve global best extraction results instead of local best results, a beam search-based strategy is employed, following (Lin et al., 2020). Event structures are considered as graphs, where triggers and entities serve as nodes, and the relations between them are represented as edges. The graph score is computed as

$$score(G) = \sum_{i=0}^{N^n} s(n_i) + \sum_{i=0}^{N^e} s(e_i), \quad (11)$$

where  $s(n_i)$  and  $s(e_i)$  represent the scores of nodes and edges, respectively.

To apply beam search, nodes and edges are iteratively extended using a beam set of size  $\theta$ . The extension process involves selecting the top  $k$  most likely labels for both nodes and edges. After extending nodes and edges, a set of candidate graphs is obtained, denoted as  $G = \{G_1, G_2, \dots, G_n\}$ . The graph with the highest score is then selected from this set.

$$G = \arg \max_G (score(G_k)), k = 1, 2, \dots, n. \quad (12)$$

The detailed beam search process is shown in Appendix A.

## 5. The ACE2005-Nest Dataset

To address the limitations of existing NEE datasets, such as Genia11, which are domain-specific and have a limited range of event types with nested structures, we construct a new NEE dataset in the generic domain. Specifically, it is based on the ACE2005 (Automatic Content Extraction) dataset<sup>1</sup>, which is widely used in

FEE and serves as a generic domain dataset, containing data from such sources as news, broadcasts, and conversations. The ACE2005 dataset contains events with 8 event categories, 33 sub-categories, and 35 argument roles. These 33 sub-categories are commonly used in event extraction and provide a wide coverage of event types in the generic domain. Based on ACE2005, we first discover the extra event types that may introduce nested structures and their corresponding argument role types. We then annotate the event instances of these event types and further annotate nested event instances based on the original events.

### 5.1. Nested Event Schema Discovery

Building upon the existing event annotations in the ACE2005 dataset, we discover the nested event schema as follows: First, trigger words that may cause nested structures are identified; Then, the inner events (i.e., PEs) are identified as well as their relevant arguments, such as agent and time. After that, we build up the connections between the trigger words and their respective arguments.

To categorize event types and determine the frame semantics descriptions, some established resources are referred to, including WordNet (Fellbaum, 2010), FrameNet (Baker et al., 1998), and FactBank (Saurí and Pustejovsky, 2009). These resources provide valuable insights into verb classification and frame semantics. With these knowledge, we systematically define various types of trigger words that have the potential to introduce nested structures. Based on our analysis, these trigger words can be classified into 7 categories and 14 sub-categories. The detailed categorization is presented in the Table 1

Based on the annotated events, we further classify the role types referred to (Jurafsky, 2000; Saurí and Pustejovsky, 2009). the argument types associated with these types of events are defined as follows:

- **Agent:** The intentional initiator of an event.
- **Target:** The object or the recipient of the event.
- **Content:** The proposition or information conveyed within the event, which may involve another event.
- **Time:** The time or timeframe associated with the event.
- **Polarity:** The polarity of event occurrence, such as positive, negative, or uncertain.

The proposed event schema serves as a valuable resource for effectively identifying and annotating nested event structures within the dataset. By providing a structured representation of events and their associated elements, it facilitates a more comprehensive understanding and analysis of the nested event structures. This schema enhances the effectiveness of the annotation process and enables deeper insights into the relationships and complexities inherent in nested events.

<sup>1</sup><https://catalog.ldc.upenn.edu/LDC2006T06>

Event Types	Subtypes	Definitions	Trigger Examples
Statement	Oral	Involves spoken language or communication through speech.	say, speak
	Written	Involves written communication or non-verbal means of expression.	write, report
Idea	Belief	Represents personal acceptance or conviction regarding the truth or validity of something.	believe, think
	Attitude	Reflects evaluative stance or disposition towards someone or something.	oppose, agree
	Doubt	Involves uncertainty or skepticism about the truth, reliability, or validity of something.	wonder, doubt
Knowledge	Aware	Represents consciousness, knowledge, or understanding about a particular fact, situation, or information.	know, aware
	Perception	Recognizes, interprets, and makes sense of sensory information from the environment.	see, hear
	Inference	Draws logical conclusions or makes educated guesses based on available information or reasoning.	mean, indicate
Sentiment	Preference	Represents personal liking, inclination, or favoring of one option or choice over others.	like, hate
	Emotion	Involves subjective and intense psychological and physiological response to a stimulus or situation.	worry, fear
Instruction	Command	Issues authoritative instructions or orders for others to perform a specific action or task.	order, instruct
	Demand	Involves a forceful or urgent request, requirement, or expectation for someone to fulfill or provide something.	require, ask
Judgement	-	Forms a judgment, which can be positive or negative, regarding a person or entity	accuse, blame
Intention	-	Represents a planned or desired course of action, indicating purpose or objective.	plan, want

Table 1: Definition and examples of event types that can introduce nested events.

## 5.2. Data Annotation

We build an annotation platform for NEE using the *doccano*<sup>2</sup>, an open-source text annotation tool that is available for event annotation tasks. We collaborated with three experienced NLP researchers throughout the annotation process. Based on the existing ACE2005 dataset annotation, we introduced additional annotations for nested events, including the annotated outer events and their corresponding arguments and role types.

During the annotation process, we implement several quality control measures: duplicate annotation, cross-checking and random sampling checking. To identify and mitigate potential errors or inconsistencies in the annotation process by comparing multiple annotations of the same data, we adopt duplicate annotation strategy. Duplicate annotation involves multiple annotators to annotate the same documents independently. It allowing us to compare and address any discrepancies in the annotations. To validate and verify the accuracy and consistency of annotations by comparing them against each other, cross-checking is adopted as well.

<sup>2</sup><https://github.com/doccano/doccano>

Cross-checking involves cross-referencing annotations between different annotators to identify and resolve any disagreements. To ensure the accuracy and consistency of annotations, random sampling checking is used to randomly select a subset of annotated data samples and manually review them to detect and rectify any potential errors or issues. By incorporating these strategies, we intend to achieve high-quality annotations that accurately represent nested event structures.

## 5.3. Data Analysis

To gain a comprehensive understanding of ACE2005-Nest, we perform an analysis of the dataset. The dataset is divided into the train, dev, and test sets following pre-processing of (Wadden et al., 2019). The overall data statistics are presented in Table 2. It reveals that in this dataset approximately 25% of the sentences with events contain nested events.

Additionally, we conduct a detailed analysis on the proportions of event types that may introduce nested events, as shown in Figure 3. The results show that `Statement:Oral`, `Idea:Belief` and `Intention` are the top three event types that may in-

	Train	Dev	Test	All
#Sentences	19,204	901	676	20,781
#S.Evt.	3,342	327	293	3,962
#S.N.Evt.	778	103	112	993
#S.N.Evt.(%)	23.28%	31.50%	38.23%	25.06%

Table 2: Statistics of the ACE2005-Nest dataset. ‘‘S.Evt.’’, ‘‘S.N.Evt.’’ and ‘‘S.N.Evt.(%)’’ denote the sentences with events, sentences with nested events and the percentage of nested events, respectively.

produce nested structures with the highest number of occurrences, accounting for 45.54%, 13.64%, and 13.64%, respectively.

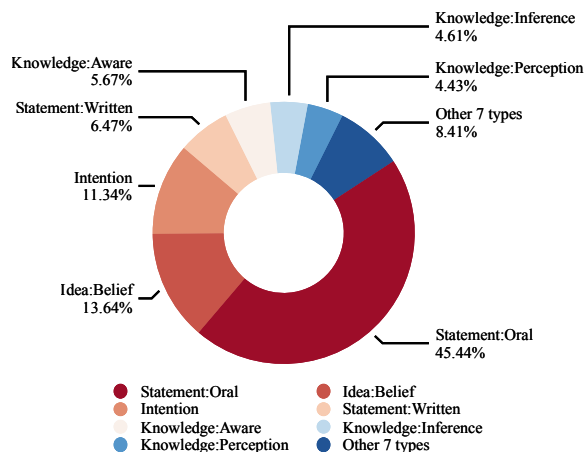


Figure 3: Analysis on the proportions of event types capable of introducing nested events.

## 6. Experiments

In this section, we present the experimental setup, including the datasets, parameter settings, evaluation metrics, and baselines for comparison. We then demonstrate the effectiveness of our model by examining its impact on two types of datasets setting: those comprising all events and those comprising only sentences with nested events. Finally, ablation experiments are conducted to analyze the effectiveness of each module of PerNee.

### 6.1. Experimental Setup

**Datasets.** In addition to the ACE2005-Nest dataset, we also conduct experiments on Genia11 and Genia13 dataset for the NEE task. Genia11 annotates 9 event types and 10 argument role classes while the figures for Genia13 are 13 and 7. The Genia11 dataset is a biomedical one that consists of 9 event types and 10 argument role classes while the figures for Genia13 are 13 and 7. Within these datasets, approximately 17% of the sentences contain nested events.

Since the golden annotations for the test set of Genia 11<sup>3</sup> and Genia13<sup>4</sup> are not released, we split the train and

<sup>3</sup><https://2011.bionlp-st.org/home/genia-event-extraction-genia>

<sup>4</sup><https://bionlp.dbcls.jp/projects/bionlp-st-ge-2013/wiki/Overview>

		#Sent.	#Evt.	#S.N.Evt.
ACE2005-Nest	Train	19,204	5,283	778
	Dev	901	590	103
	Test	676	563	112
Genia11	Train	8,722	6,221	1,464
	Dev	1,090	769	167
	Test	1,091	754	173
Genia13	Train	4,000	2,740	795
	Dev	500	334	90
	Test	500	341	85

Table 3: Statistics of the datasets used in experiments. ‘‘Sent.’’, ‘‘Evt.’’ and ‘‘S.N.Evt.’’ denote the sentences, events and sentences with nested events

dev sets into train/dev/test dataset with a proportion of 8:1:1 randomly following (Cao et al., 2022).

**Implementation Details.** In the sentence encoder, the BERT-large-base model is employed for ACE2005-Nest and BioBERT (Lee et al., 2020) is used for Genia11 and Genia13; Following (Lin et al., 2020), The layers of FNNs in PerNee are all set to 2, incorporating a dropout rate of 0.4. In the structure decoder, beam search is employed with the parameters  $\beta_t$  and  $\beta_e$  set to 2, and the beam size  $\theta$  set to 20. During the training process, the optimization for the PerNee model is carried out using BertAdam for a total of 100 epochs; The learning rate for PerNee is set to  $1e - 3$ , and the weight decay is set to  $1e - 5$ . Throughout the experiments, random seeds are utilized, and the reported scores are averaged across five runs.

### Evaluation Metrics.

To evaluate the performance of our proposed method, we follow the (Lin et al., 2020; Sheng et al., 2021; Cao et al., 2022) to use Trigger Identification (TI), Trigger Classification (TC), Argument Identification (AI), Argument Classification (AC) as evaluation metrics. Besides, to evaluate the performance of pivot element recognizer, two new metrics are added, i.e., Pivot Element Identification (PEI) and Pivot Element Classification (PEC).

- **TI:** A Trigger is considered correctly identified when the span of the trigger matches the golden label.
- **TC:** A Trigger is considered correctly classified when it is correctly identified and its corresponding event type matches the golden label.
- **AI:** An argument is considered correctly identified when its event type is correctly classified, and the predicted argument span matches the golden label.
- **AC:** An argument is considered correctly classified when it is correctly identified and assigned the role type matches the golden label.
- **PEI:** A PE is considered correctly identified when its outer event type is correctly recognized, and the predicted PE span matches the golden label.

	TI(%)			TC(%)			AI(%)			AC(%)		
	P	R	F1	P	R	F1	P	R	F1	P	R	F1
<b>• ACE2005-Nest</b>												
OneIE	72.6	69.3	70.9	70.0	66.7	68.3	56.1	50.5	53.1	54.2	48.8	51.3
UIE	69.5	70.5	70.0	65.5	66.4	66.0	50.8	50.5	50.7	48.3	48.2	48.2
CasEE	67.6	<b>76.8</b>	71.9	61.8	<b>73.6</b>	67.2	44.9	51.2	47.8	43.5	49.5	46.3
OneEE	71.5	74.0	72.7	68.8	71.1	69.9	54.8	48.2	51.3	<b>59.2</b>	41.0	48.4
PerNee	<b>72.9</b>	72.7	<b>72.8</b>	<b>70.1</b>	69.9	<b>70.0</b>	<b>56.3</b>	<b>54.8</b>	<b>55.5</b>	54.9	<b>52.8</b>	<b>53.8</b>
<b>• Genia11</b>												
OneIE	72.2	69.8	71.0	70.5	67.3	68.8	<b>65.6</b>	53.2	58.7	64.8	51.5	57.4
UIE	70.2	70.6	70.4	68.3	68.7	68.5	61.3	60.1	60.7	59.6	58.9	59.2
CasEE	70.8	70.7	70.8	67.7	68.8	68.2	59.0	<b>61.6</b>	60.2	58.5	<b>61.2</b>	59.8
OneEE	<b>74.7</b>	68.1	71.3	<b>72.4</b>	66.2	69.2	68.9	56.2	61.9	68.9	54.5	60.8
PerNee	72.7	<b>71.0</b>	<b>71.8</b>	70.9	68.3	<b>69.5</b>	65.3	59.6	<b>62.3</b>	<b>64.9</b>	57.9	<b>61.2</b>
<b>• Genia13</b>												
OneIE	77.6	79.9	78.7	74.1	76.3	75.2	71.2	62.4	66.4	69.3	60.5	64.6
UIE	73.1	78.1	75.5	69.9	74.7	72.2	65.9	67.6	66.7	65.5	67.2	66.3
CasEE	76.5	<b>81.5</b>	78.9	72.0	78.6	75.1	63.2	73.2	67.8	62.5	<b>72.5</b>	67.1
OneEE	78.7	78.5	78.6	<b>76.4</b>	76.4	76.4	72.3	69.4	70.8	<b>74.4</b>	62.8	68.1
PerNee	<b>78.9</b>	80.3	<b>79.6</b>	76.0	<b>77.4</b>	<b>76.7</b>	<b>72.4</b>	<b>69.5</b>	<b>70.9</b>	70.6	67.3	<b>68.9</b>

Table 4: Results for extracting all kinds of events on ACE2005-Nest, Genia11 and Genia13.

- **PEC**: A PE is considered correctly classified when it is correctly identified, and the predicted role of outer events matches the golden label.

**Baselines.** For our comparative experiments, we choose OneIE (Lin et al., 2020), UIE (Lu et al., 2022), CasEE (Sheng et al., 2021), and OneEE (Cao et al., 2022) as our baseline models. OneIE and UIE have exhibited robust performance in the field of EE in recent years, establishing them as competitive models. Though initially designed for FEE, they can be extended to NEE by treating PEs both as triggers and as regular arguments. Furthermore, CasEE and OneEE are selected as our baselines due to their SOTA performance in NEE tasks, which are specifically designed for overlap and nested event extraction.

## 6.2. Results on All Events

Table 4 demonstrates the F1 scores for extracting all events on the ACE2005-Nest, Genia11 and Genia13. It can be observed that PerNee outperforms all the baselines on most of the subtasks in the ACE2005-Nest dataset. The existence of PEs in the dataset confuses the baselines and affects their performance on all the subtasks. The PerNee model effectively mitigates the impact of dual identities associated with PEs through a two-step process: 1) Firstly, it identifies the candidate PEs within triggers using the trigger recognizer. 2) It subsequently determines the argument identity of the PEs via classifying the relations between trigger pairs with the pivot element recognizer. By disentangling the two identities of PEs through the above two modules,

the model achieves enhanced precision in recognizing PEs. Besides, the utilization of label information of event types and argument roles as prompts can help the model get better representations. Thereby, PerNee leads to better performance in most NEE tasks.

## 6.3. Results on Nested Events

To further verify that the above improvement on ACE2005-Nest, Genia11 and Genia13 originates from the enhancement of NEE, we evaluate the performance only on the sentences that contain at least one nested event in ACE2005-Nest, Genia11 and Genia13. The results (F1 scores) are presented in Table 5. It can be observed that PerNee surpasses other baselines on all the subtasks on the two datasets, which convincingly verifies its effectiveness. To further analyze the reason, the F1 scores on PEI and PEC are also reported in Table 5. It can be noticed that PerNee achieves significant improvement on the PEI task because the designed trigger recognizer and pivot element recognizer can better process dual identity of PEs. Note that, the performance of PerNee on nested events has drastic improvement comparing to that of PerNee on all events (in Table 5). It is evident that the advancement of PerNee primarily stems from the superiority of PE recognition.

## 6.4. Ablation Study

To study the effectiveness of each module of PerNee, ablation studies on ACE2005-Nest, without loss of generality, are conducted. The results are presented in Table 6. Specifically, “w/o PER” denotes the model that treats PEs as regular arguments and recognizes the PEs



	TI	TC	AI	AC	PEI	PEC
<b>• ACE2005-Nest</b>						
OneIE	74.0	71.6	49.1	48.1	24.9	24.9
UIE	78.0	75.0	54.3	51.0	46.3	46.3
CasEE	78.3	75.7	53.5	50.9	46.1	46.1
OneEE	78.5	76.9	54.4	50.2	46.8	46.8
PerNee	<b>79.0</b>	<b>77.5</b>	<b>55.7</b>	<b>54.6</b>	<b>49.2</b>	<b>49.2</b>
<b>• Genia11</b>						
OneIE	73.7	69.8	64.0	63.4	53.7	52.2
UIE	73.5	69.5	63.5	62.9	55.1	54.4
CasEE	75.0	72.2	64.4	63.8	54.0	53.2
OneEE	75.4	73.0	65.0	63.9	57.3	55.7
PerNee	<b>75.7</b>	<b>73.2</b>	<b>66.6</b>	<b>65.9</b>	<b>58.8</b>	<b>56.9</b>
<b>• Genia13</b>						
OneIE	79.0	76.0	69.2	66.1	63.9	63.5
UIE	78.4	75.2	71.4	66.8	65.8	65.8
CasEE	78.8	75.4	68.3	67.4	66.2	65.9
OneEE	78.6	<b>76.9</b>	70.4	70.3	66.7	66.7
PerNee	<b>79.6</b>	<b>76.9</b>	<b>72.2</b>	<b>70.9</b>	<b>68.1</b>	<b>68.1</b>

Table 5: Results for extracting nested events on ACE2005-Nest, Genia11 and Genia13 (F1-score, %). Note that only the sentences that contain at least one nested event are used.

	TI	TC	AI	AC	PEI	PEC
PerNee	72.8	70.0	55.5	53.8	41.5	41.5
w/o PER	72.1	69.6	54.0	52.4	35.5	35.5
w/o pmt.	71.4	69.4	53.4	52.0	40.1	40.1
w/o both	71.3	69.3	52.2	50.7	27.0	27.0

Table 6: Ablation studies (F1-score, %). “w/o pmt.”, “w/o PEI” and “w/o both” denotes without prompt learning, without Pivot Elements Identificaiton and without both prompt learning and PEI.

with the same module as the regular argument extraction module instead of the designed PER module. It can be observed that removing PER results in a decrease of performance, particularly in AC and PEI metrics, which verifies the effectiveness of identifying PEs via an extra trigger-trigger relation classification. “w/o pmt” denotes PerNee without the prompt. When excluding the prompts mechanism, the performance of PerNee decreases, which verifies that the label information of event types and roles can benefit NEE. Notably, removing both the prompt mechanism and PER module (denotes as “w/o both” in Table 6) further decreases the performance.

## 7. Conclusion

In this paper, we presented PerNee, a new model designed to tackle the Nested Event Extraction (NEE) task by focusing on recognizing Pivot Elements (PEs). PEs

play a crucial role in connecting outer and inner events within a nested structure. Since PEs have dual identities (i.e., trigger identity and argument identity), we employ a trigger recognizer to recognize their trigger identities and utilize a PE recognizer to recognize their argument identities, thus connecting events into nested structures. To enhance NEE performance, the semantic information of event types and argument roles is leveraged through prompt learning. Additionally, we introduced ACE2005-Nest, a new NEE dataset in the generic domain, which systematically categorizes nested events within it. Experimental results demonstrate that the proposed model achieves state-of-the-art performance on ACE2005-Nest, Genia11 and Genia13. Ablation studies indicate the effectiveness of the PE recognizer module and prompts. In the future, we will try to optimize the PE recognizer module and extend our method to handle events with more complex structures, such as multi-level nested events. This will allow us to further advance NEE capabilities and address the challenges posed by intricate event hierarchies.

## References

- Collin F Baker, Charles J Fillmore, and John B Lowe. 1998. The berkeley framenet project. In *COLING 1998 Volume 1: The 17th International Conference on Computational Linguistics*.
- Hu Cao, Jingye Li, Fangfang Su, Fei Li, Hao Fei, Shengqiong Wu, Bobo Li, Liang Zhao, and Donghong Ji. 2022. Oneee: A one-stage framework for fast overlapping and nested event extraction. In *Proceedings of the 29th International Conference on Computational Linguistics*, pages 1953–1964.
- Jacob Devlin, Ming-Wei Chang, Kenton Lee, and Kristina Toutanova. 2018. Bert: Pre-training of deep bidirectional transformers for language understanding. *arXiv preprint arXiv:1810.04805*.
- Christiane Fellbaum. 2010. Wordnet. In *Theory and applications of ontology: computer applications*, pages 231–243. Springer.
- Dan Jurafsky. 2000. *Speech & language processing*. Pearson Education India.
- Jin-Dong Kim, Yue Wang, Toshihisa Takagi, and Akinori Yonezawa. 2011. Overview of genia event task in bionlp shared task 2011. In *Proceedings of BioNLP shared task 2011 workshop*, pages 7–15.
- Jin-Dong Kim, Yue Wang, and Yamamoto Yasunori. 2013. The genia event extraction shared task, 2013 edition-overview. In *Proceedings of the BioNLP Shared Task 2013 Workshop*, pages 8–15.
- Guillaume Lample, Miguel Ballesteros, Sandeep Subramanian, Kazuya Kawakami, and Chris Dyer. 2016.

- Neural architectures for named entity recognition. *arXiv preprint arXiv:1603.01360*.
- Jinhyuk Lee, Wonjin Yoon, Sungdong Kim, Donghyeon Kim, Sunkyu Kim, Chan Ho So, and Jaewoo Kang. 2020. Biobert: a pre-trained biomedical language representation model for biomedical text mining. *Bioinformatics*, 36(4):1234–1240.
- Fayuan Li, Weihua Peng, Yuguang Chen, Quan Wang, Lu Pan, Yajuan Lyu, and Yong Zhu. 2020. Event extraction as multi-turn question answering. In *Findings of the Association for Computational Linguistics: EMNLP 2020*, pages 829–838.
- Ying Lin, Heng Ji, Fei Huang, and Lingfei Wu. 2020. A joint neural model for information extraction with global features. In *Proceedings of the 58th Annual Meeting of the Association for Computational Linguistics*, pages 7999–8009.
- Yaojie Lu, Qing Liu, Dai Dai, Xinyan Xiao, Hongyu Lin, Xianpei Han, Le Sun, and Hua Wu. 2022. Unified structure generation for universal information extraction. *arXiv preprint arXiv:2203.12277*.
- Trung Minh Nguyen and Thien Huu Nguyen. 2019. One for all: Neural joint modeling of entities and events. In *Proceedings of the AAAI conference on artificial intelligence*, volume 33, pages 6851–6858.
- Tomoko Ohta, Sampo Pyysalo, Rafal Rak, Andrew Rowley, Hong-Woo Chun, Sung-Jae Jung, Sung-Pil Choi, Sophia Ananiadou, and Jun’ichi Tsujii. 2013. Overview of the pathway curation (pc) task of bionlp shared task 2013. In *Proceedings of the BioNLP shared task 2013 workshop*, pages 67–75.
- Sampo Pyysalo, Tomoko Ohta, and Sophia Ananiadou. 2013. Overview of the cancer genetics (cg) task of bionlp shared task 2013. In *Proceedings of the BioNLP Shared Task 2013 Workshop*, pages 58–66.
- Colin Raffel, Noam Shazeer, Adam Roberts, Katherine Lee, Sharan Narang, Michael Matena, Yanqi Zhou, Wei Li, and Peter J Liu. 2020. Exploring the limits of transfer learning with a unified text-to-text transformer. *The Journal of Machine Learning Research*, 21(1):5485–5551.
- Roser Saurí and James Pustejovsky. 2009. Factbank: a corpus annotated with event factuality. *Language resources and evaluation*, 43:227–268.
- Jiawei Sheng, Shu Guo, Bowen Yu, Qian Li, Yiming Hei, Lihong Wang, Tingwen Liu, and Hongbo Xu. 2021. Casee: A joint learning framework with cascade decoding for overlapping event extraction. *arXiv preprint arXiv:2107.01583*.
- Hai-Long Trieu, Thy Thy Tran, Khoa NA Duong, Anh Nguyen, Makoto Miwa, and Sophia Ananiadou. 2020. Deepeventmine: end-to-end neural nested event extraction from biomedical texts. *Bioinformatics*, 36(19):4910–4917.
- David Wadden, Ulme Wennberg, Yi Luan, and Hananeh Hajishirzi. 2019. Entity, relation, and event extraction with contextualized span representations. *arXiv preprint arXiv:1909.03546*.
- Sen Yang, Dawei Feng, Linbo Qiao, Zhigang Kan, and Dongsheng Li. 2019. Exploring pre-trained language models for event extraction and generation. In *Proceedings of the 57th annual meeting of the association for computational linguistics*, pages 5284–5294.

## A. Beam Search

---

### Algorithm 1 Beam Search in the Structure Decoder

---

**Input:** Node set  $V$ , edge set  $E$ , beam width  $\theta$ , search hyperparameter  $\beta_v, \beta_e$

**Output:** The graph in the beam set with the highest score  $B[1]$

```

1: function BEAMSEARCH( $V, E, \beta_v, \beta_e, \theta$ )
2:    $B \leftarrow \{K_0\}$   $\triangleright$  Initial beam set with graph  $K_0$ 
3:   for  $i \leftarrow 1$  to  $|V|$  do
4:     EXPANDNODESTEP( $i, V, \beta_v$ )
5:     EXPANDEDGESTEP( $i, V, E, \beta_e$ )
6:     if  $|B| > \theta$  then
7:        $B \leftarrow \text{SORTBYGRAPHSCORE}(B)[1 : \theta]$ 
8:     end if
9:   end for
10:   $B \leftarrow \text{SORT}(B)$ 
11:  return  $B[1]$ 
12: end function
13: function EXPANDNODESTEP( $v_i, \beta_v$ )
14:  if ISTIGGER( $v_i$ ) then
15:    for  $k \leftarrow 1$  to  $\beta_v$  do
16:       $v_{trg} \leftarrow (v_i^{start}, v_i^{end}, V_i^k)$ 
17:    end for
18:     $B \leftarrow \{G + v_{trg}\}$ 
19:  end if
20:  if ISENTITY( $v_i$ ) then
21:     $v_{ent} \leftarrow (v_i^{start}, v_i^{end})$ 
22:     $B \leftarrow \{G + v_{ent}\}$ 
23:  end if
24: end function
25: function EXPANDEDGESTEP( $i, V, E, \beta_e$ )
26:  if ISTIGGER( $V[i]$ ) then
27:    for  $j \leftarrow 1$  to  $|v_{trg}| (v_{trg} \in B)$  do
28:      for  $k \leftarrow 1$  to  $\beta_e$  do
29:         $e \leftarrow (i, j, l_{ij}^k)$ 
30:      end for
31:    end for
32:    for  $j \leftarrow 1$  to  $|v_{ent}| (v_{ent} \in B)$  do
33:      for  $k \leftarrow 1$  to  $\beta_e$  do
34:         $e \leftarrow (i, j, E_{ij}^k)$ 
35:      end for
36:    end for
37:     $B \leftarrow \{G + e\}$ 
38:  end if
39:  if ISENTITY( $V[i]$ ) then
40:    for  $j \leftarrow 1$  to  $|v_{trg}| (v_{trg} \in B)$  do
41:      for  $k \leftarrow 1$  to  $\beta_e$  do
42:         $e \leftarrow (j, i, E_{ji}^k)$ 
43:      end for
44:    end for
45:  end if
46:   $B \leftarrow \{G + e\}$ 
47: end function

```

---

The algorithmic details of the beam search process are illustrated in Algorithm 1, where  $V$  represents node set,  $E$  represents edge set,  $\theta$  represents beam width,  $B$  represents Beam set,  $\beta_v$  represents the number for of candidate node labels,  $\beta_e$  represents the number for of candidate node labels,  $V_i^k$  represents the  $k$ -th highest label score for node  $v_i$ ,  $E_{ij}^k$  represents the  $k$ -th highest label score for edge  $e_{ij}$  from node  $v_i$  to node  $v_j$ . Note that if the size of the beam set  $|B|$  is larger than its width  $\theta$ , all candidates in the beam set are ranked and only the top  $\theta$  candidates are kept.