
AN EFFICIENT INTELLIGENT SEMI-AUTOMATED WAREHOUSE INVENTORY STOCKTAKING SYSTEM

Chunan Tong

ABSTRACT

In the context of evolving supply chain management, the significance of efficient inventory management has grown substantially for businesses. However, conventional manual and experience-based approaches often struggle to meet the complexities of modern market demands. This research introduces an intelligent inventory management system to address challenges related to inaccurate data, delayed monitoring, and overreliance on subjective experience in forecasting. The proposed system integrates bar code and distributed flutter application technologies for intelligent perception, alongside comprehensive big data analytics to enable data-driven decision-making. Through meticulous analysis, system design, critical technology exploration, and simulation validation, the effectiveness of the proposed system is successfully demonstrated. The intelligent system facilitates second-level monitoring, high-frequency checks, and artificial intelligence-driven forecasting, consequently enhancing the automation, precision, and intelligence of inventory management. This system contributes to cost reduction and optimized inventory sizes through accurate predictions and informed decisions, ultimately achieving a mutually beneficial scenario. The outcomes of this research offer a valuable reference model for enterprises transitioning towards intelligent inventory management.

Keywords stocktaking · inventory · stock count · RFID · semi-automated · warehouse

1 Introduction

In recent years, fully automated inventory technologies have experienced significant advancements, with the utilization of next-generation ultra-high-frequency RFID (Radio-Frequency Identification) employing radio waves for real-time identification and tracking of tagged objects. The application of RFID in warehouse management traces back to the 1990s, with initiatives by major players such as Walmart and the US Department of Defense. However, it wasn't until the 2000s that RFID technology gained widespread adoption due to the establishment of standards and cost reductions [13]. While new RFID systems have demonstrated impressive accuracy in real-time inventory monitoring and complex tasks like expiration date tracking, the full extent of their potential remains unpredictable. This raises questions about the limited adoption of these powerful systems in large manufacturing factories.

Despite the potential of fully automated inventory technologies, the warehouse management field seems inadequately prepared for a complete transformation. Various scholars have explored the possibilities of enhanced efficiency through new technologies like RFID [14]. Others have examined the application of RFID in mitigating disruptions caused by epidemics [21]. Furthermore, there are proposals for integrated automated inventory systems that combine drones and RFID [18]. While these perspectives are valuable, they do not fully account for potential drawbacks of fully automated inventory systems. Two main issues arise: First, new ultra-high-frequency RFID systems require more infrastructure and cannot be immediately employed, increasing the barrier to entry. However, excessive reliance on automation might lead to skill degradation among warehouse staff [2]. Second, current RFID technology applications in inventory checking suffer from problems like inaccurate read rates and high tag damage rates, hindering the wider adoption of RFID-based inventory management. The integration of RFID technology may bring challenges in terms of operational complexity, effectiveness, and maintenance costs, which are often overlooked when promoting the concept of "RFID inventory control" [6], as well as the idea of achieving fully automated warehouse management with RFID, which may not align with practical realities [7].

In this paper, I provide a new theoretical perspective by developing a semi-automated inventory system using handheld scanning hardware and software. This system offers a highly efficient approach that completely addresses the shortcomings of traditional blind inventories. The validation process significantly reduces unnecessary repetitive labor and receives high praise from warehouse users in experiment. I argue that future RFID inventory research should not merely focus on full automation but should instead consider adjusting integration strategies according to practical constraints and addressing fundamental issues. This research explores how warehouse managers view the application of RFID in inventory checking through a comparison of experiences and data. I identify several limitations of RFID in practical warehouse inventory checks. For instance, complete reliance on RFID for inventory checks can result in inefficient disassembly and installation times for RFID equipment, as well as issues with accurately identifying inventory behind obstacles. I define warehouse interruptions as events that require adjustment and adaptation, which disrupt the flow of goods and impact efficiency. "Integration" refers to the widespread use of RFID systems for inventory operations. This framework demonstrates that the degree of RFID technology integration determines the types of disruptions that may arise. Semi-automated inventory checks aid warehouse enterprises in smoothly transitioning and upgrading from traditional inventories to fully automated RFID inventories, reducing technological upgrade costs and risks, facilitating seamless upgrading.

Relevant Research and Study: Although RFID has gained popularity in recent years, it has not yet been widely adopted in large manufacturing enterprises. Griffiths et al. [8] highlighted that RFID tags can be negatively affected by environmental factors, particularly in the presence of liquids and metals. They argue that barcoding remains unaffected by material or electromagnetic emissions and offers improved accuracy [12]. Numerous studies emphasize the benefits and cost savings that companies can achieve by implementing RFID, from waste reduction to more accurate inventory information and faster scanning of incoming products. However, it's important to note that while RFID presents solutions, it also introduces new challenges.

In the evolution of warehouse management, semi-automated inventory has become a crucial research focus. With the application of mobile terminals and emerging technologies, various semi-automated inventory solutions have emerged. However, many existing solutions require operators with extensive inventory experience, making them less adaptable to diverse environments and time-consuming. This research introduces a semi-automated inventory system based on mobile terminals, characterized by the following aspects: The system employs portable digital assistant terminals with built-in rapid barcode scanning capabilities, enabling the reading of inventory encoding information. By integrating data from the backend ERP system, the system determines whether inventory is correctly placed. Recognizing that full automation may not always be feasible, the system employs a semi-automated mode, where operators rapidly scan and verify inventory information, and software compares this data with backend information, yielding inventory check results. This approach leverages the advantages of human-machine collaboration, balancing accuracy and efficiency.

To evaluate the system, we conducted on-site testing. Eleven experienced operators used the system to perform inventory checks, covering over two million items in inventory. Collaborating with monitoring software allowed remote supervision of the entire inventory process. Results indicate that compared to RFID automated inventory checks, this system offers better usability, lower costs, and ensured accuracy.

This research demonstrates that semi-automated systems can effectively address inventory checking challenges without necessarily pursuing full automation. Future work will further optimize the system, incorporating additional barcode technologies to assist with inventory checks and enhancing monitoring capabilities. This study provides insights for other warehousing scenarios and will drive the generation of innovative inventory technology solutions.

2 II. System Overview

Figure 1 illustrates the overall architecture of the developed system, encompassing the Flutter software framework, handheld PDA terminals, the system's data analysis and monitoring component, and operator usage scenarios. We employed PADs with a one-key scanning feature for QR and barcode scanning, and the distributed inventory software synchronized inventory data and operator actions with the master node. The handheld terminals operate on the Android operating system with 4GB of memory and an infrared laser scanning module. The backend Linux server features 16GB of memory, a 2-core CPU, and connects to a Hadoop HDFS database.

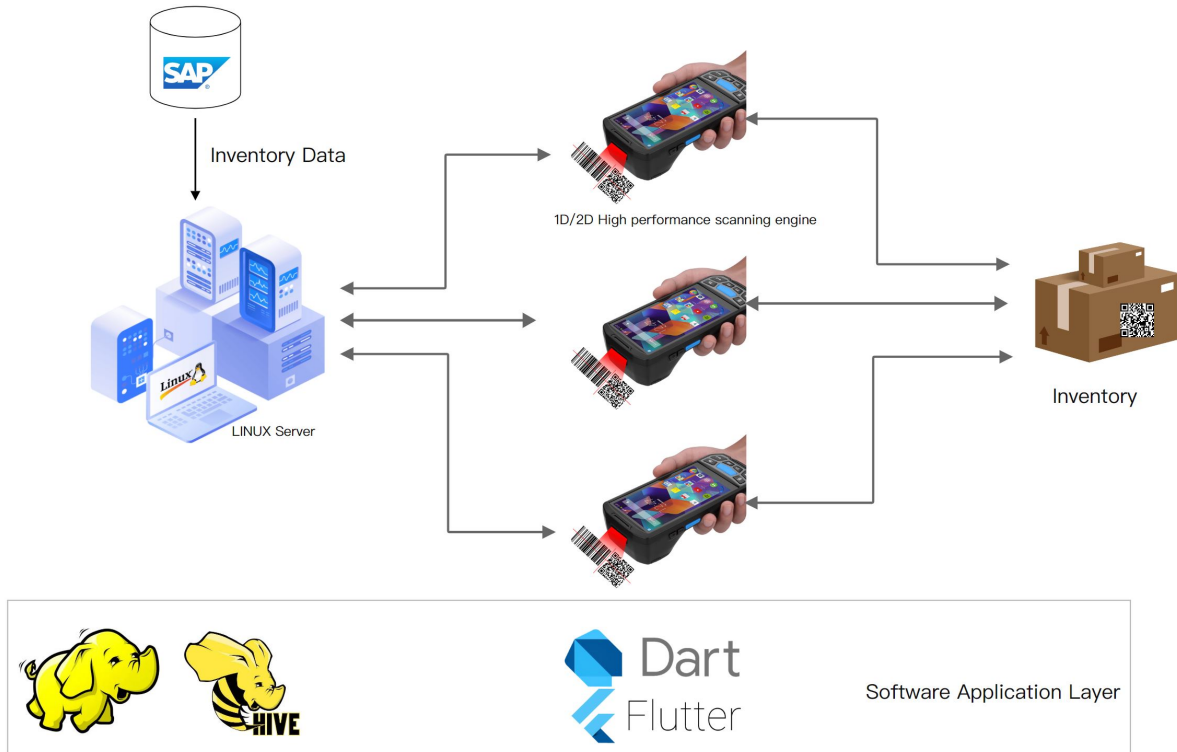


Figure 1: The overall structure of the deployed stocktaking system, which consists of identical object, Android Handheld Mobile Terminal PDA, and server system.

2.1 Algorithm Comparison and Process of the Flutter-based Stocktaking App

The primary objective of the stocktaking app is to obtain physical QR CODE information from inventory through the PAD's one-key laser scanning feature. This information includes location, batch numbers, and unique inventory codes. Furthermore, by querying the SAP ERP system on the backend, the system can ascertain whether the current batch of inventory is accurately placed. Specifically, the inventory process involves operators scanning and verifying unique codes, with software subsequently comparing this data to backend information. This process enables the identification of correct batch quantities, shortages, and surplus inventory. Correct and shortage data can be temporarily disregarded, as the focus is on identifying surplus items that need to be returned to their designated SAP locations, while keeping track of their unique codes. Additionally, only when all batch numbers under each location are listed, and the quantities are verified and signed off by operators, can the submission process be completed.

2.2 Permission Management and Operator Monitoring Mechanism

Our stocking app features permission management for the server database, along with permissions for the app's administrative personnel to interact with inventory scan data. These permissions encompass data import and clearing permissions for SAP data, as well as the import and clearance of historical inventory process data by warehouse operators. The monitoring mechanism ensures that only administrators can enter the PDA's admin interface. Furthermore, at the completion of each inventory task, the system archives all data for historical reference.

2.3 Mobile App Interface, Interaction Design, and Programming Language

The interface of the PDA-installed stocktaking app adopts the Flutter framework and employs the Dart programming language. The interactive interface consists of three layers: 1. Location interface; 2. Batch determination interface; 3. Validation of surplus inventory (inventory not assigned to the location). The language used for database operations

primarily supports Hive-like SQL.

2.4 Data Storage and Security Mechanism

We selected Hadoop’s HDFS as the storage database, featuring tables for SAP ERP reference data and inventory scanning data input by operators. Analytical data tables include the results that require adjustments. To ensure data security, all APP and database ports are monitored. Historical data is also stored in a distributed storage node to prevent data loss and ensure data security and stability.

2.5 Stocktaking Monitoring and Analytical System

For warehouse monitoring and management, we employed Superset, a business intelligence dashboard installed on our Linux server. This platform offers a visual representation of stocktaking activities and data for warehouse supervisors. Operators’ actions during inventory operations impact the final results, serving to prevent laziness or theft and provide administrators with insights into inventory distribution. The system presents charts of SAP data related to inventory locations, batches, and unique inventory codes. Additionally, it visualizes the progress of completed, ongoing, and pending inventory tasks and provides charts for unique code surplus and batch shortage data proposed in the inventory logic.

3 III. Analysis and RFID System Difference

Table 1: Comparison of Inventory Systems

System	Tag/Media Types	Re-writability	Working Principle and Data Exchange	Read Range and Adaptability	Data Capacity
RFID	Electronic tags/cards	Rewritable	Wireless communication	Varies by frequency, long range	High capacity
Semi-automated Stock-taking System	Printed 1D/2D bar-code	Unchangeable	Optical scanning to decode	Limited by scanner, short range	Lower capacity

3.1 RFID

Radio Frequency Identification (RFID) is a kind of automatic identification technology, which carries out non-contact two-way data communication through radio frequency mode and uses radio frequency mode to read and write the recording media (electronic tag or radio frequency card), without recognition of optical pattern such as bar code scanning. Thus, target identification and data exchange can be achieved.

Positive RFID: Positive RFID systems consist of tags containing identifying microchips and antennas for wireless communication, as well as readers that emit radio signals to activate tags and read their data. In these systems, information is transmitted between the tag and reader via radio waves [2]. The operating frequency of the RFID system determines the intensity of radio waves for data transfer and impacts overall system performance. Common frequency bands include low frequency (LF), high frequency (HF), ultra-high frequency (UHF), and microwave (MF). Each frequency range has distinct characteristics and is suitable for different applications. For instance, LF systems have short read ranges but work well near metals and liquids, while UHF systems feature longer ranges but are more likely to experience interference [9]. Selecting appropriate frequencies is crucial for optimizing RFID functionality.

Passive RFID systems have become widely adopted for diverse identification and tracking applications. In contrast to active configurations, passive RFID systems rely on readers generating a strong electromagnetic field that induces current in the tag’s antenna, providing power for the microchip to transmit its ID code [10]. Since passive tags do not contain batteries, they offer the advantages of a smaller form factor, lighter weight, and virtually unlimited operational lifetime. However, their read range is more limited, typically under 20 feet. Passive ultra-high frequency (UHF) RFID

systems operating at 860-960MHz offer increased read ranges between 20 to 30 feet [4]. While passive RFID was traditionally restricted to short ranges, modern developments have expanded possibilities for longer-range detection. This makes passive RFID suitable for supply chain management, retail inventory, asset tracking, and other uses requiring cost-effective and durable tags [11]. Careful consideration of operating frequencies, read ranges, and environmental factors can allow organizations to benefit from the affordability and versatility of passive RFID technology.

3.2 Proposed semi-automated stocktaking system

Barcodes have become the standard for product identification and inventory tracking [1]. Traditional linear barcodes encode data in the widths and spacings of printed parallel lines, which can be optically scanned and decoded [12]. Compared to one-dimensional barcodes, two-dimensional (2D) barcodes utilize both horizontal and vertical dimensions to store denser product information in a square or rectangle format [13]. Our proposed semi-automated inventory system utilizes handheld scanners that can capture data from both linear and 2D matrix barcodes. By leveraging 2D barcodes, our system can collect comprehensive product details, enhancing the accuracy and efficiency of inventory auditing. The increased data density of 2D barcodes elevates our system beyond manual visual verification approaches that rely on human interpretation of linear barcodes. With the machine readability of higher capacity 2D barcodes, our system achieves rapid, accurate product identification and inventory tracking.

3.3 Comparison of the two system

Compared to RFID systems, the barcode-based system developed in this research presents greater advantages when managing enormous inventory quantities, since barcodes can be affixed to each product package. Deploying RFID tags on every inventory unit incurs substantial costs, so many firms install RFID on each pallet or shelf instead, while attaching and detaching RFID tags on individual items is time-consuming. Regarding stocktaking approaches, this semi-automated system employs full inventory counting, blind counts, and periodic counting [14]. In contrast, RFID has stringent environmental requirements, and metallic shelves can impede identification [15]. The merit of RFID lies in its capacity for real-time inventory auditing, albeit necessitating stable network infrastructure, rendering deployment challenging. Unlike fully automated systems, semi-automated stocktaking systems excel by optimally balancing automation with human involvement. By retaining manual operations, they prevent skill loss [16] and promote user-friendliness [17]. Overall, semi-automated systems maximize human-machine collaboration to deliver efficient, reliable, low-cost stocktaking. They encompass both the efficiency of automation and the flexibility and controllability of manual work (Liu et al., 2021). Through prudently blending automated and human elements, semi-automated stocktaking systems become the foremost option for warehouse digital transformation [18]. Relevant studies demonstrate semi-automated systems can achieve lower costs, greater flexibility and usability than fully automated systems, making them a cost-effective automation transition choice [19].

4 Experimental Research and Study

We conducted testing on the semi-automated inventory process, involving 10 warehouse operators equipped with PDAs and the Flutter stocktaking app, to assess the efficiency and accuracy enhancements brought about by the proposed methods. Additionally, we sought to compare the performance of our solution with previous RFID inventory methods.

4.1 Experimental Description

For this research experiment, participants each utilized PDAs equipped with the Flutter-based stocktaking app. Operators were tasked with locating various inventory locations and performing inventory checks. All historical data, including scanned locations, batches, batch quantities, and surplus unique inventory codes, were recorded. The inventory encompassed over two million items, and we closely observed the occurrence times and overall efficiency of inventory operations through the Stocktaking Monitoring and Analytical system. Products with same batch number might be placed on different bins. The QR code for each handling unit includes the bin code, batch code, and handling unit code.

4.2 Participants

Eleven participants took part in the experiment. These individuals had over 10 years of experience as warehouse operators, with familiarity in RFID inventory procedures and manual recordkeeping. The participants had an average

age of 24.4 years, ranging from 21 to 31. The sample included both experienced users and novices who had received brief training. One participant used the Stocktaking Monitoring and Analytical system, while the remaining 10 operators used individual PDAs for the experiment. Although 10 participants had experience with scanning goods using similar PDAs, they had not used the specific app tested in the experiment.

4.3 Results and Analysis

In a comprehensive research endeavor, our primary objective was to assess the cost implications of implementing the new app development, as well as to evaluate its impact on system reliability, user satisfaction, usability, efficiency, and accuracy enhancements. Our investigation revealed variations in operational efficiency and accuracy across different levels of operators, prompting an exploration of potential factors influencing these disparities.

As Figure 2 shown, we considered the entire warehouse, which encompasses a total of 500 bin locations housing 1000 batches of products. These batches collectively account for 37,000 handling units, with each handling unit's inner packaging containing a staggering 2 million individual products.

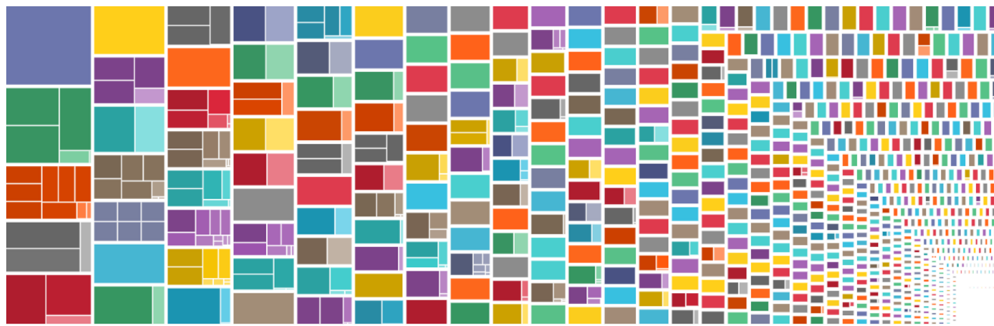


Figure 2: Tree map indicates the proportional size of handling units in different bin locations.

However, to specifically validate the efficiency enhancements brought about by the new system, we opted to randomly select 100 representative bins as experimental groups, each featuring distinct characteristics. Furthermore, for comparative purposes, we established a control group consisting of an additional 100 bins and 10 workers. This control group maintained their previous inventory methods to enable a comprehensive assessment of the new app development's impact.

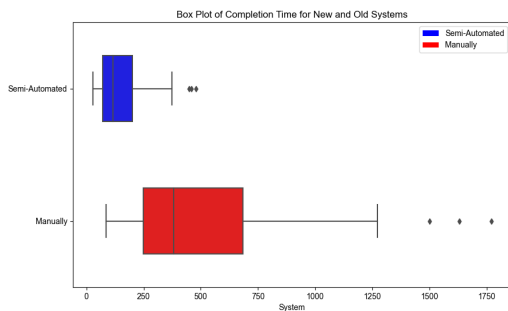


Figure 3: Box Plot for Completion time

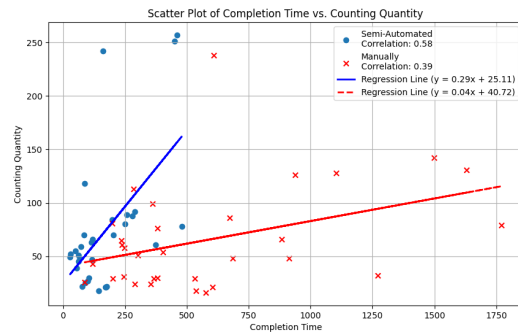


Figure 4: Scatter plot for comparison between quantity and completion time

According to Figure 3, the results of the experiment revealed that the average time required to complete the counting for each bin was 160.76 seconds. The median completion time was 117 seconds, while the standard deviation of completion times was 127.52 seconds. The large standard deviation indicates a high dispersion in the completion times, suggesting noticeable differences in efficiency between the Operators. In comparison with our controlled trials, our mean time,

median time, and standard deviation are respectively 575.97 seconds, 382 seconds, and 447.53 seconds, and physical fatigue of the workers increased with time. On Figure 4, it is evident that when the initial workers' physical exertion remains unused, the efficiency of semi-automatic inventory management surpasses manual inventory procedures by a significant margin. Moreover, the slope of the former is notably steeper, with a sixfold increase compared to the latter.

In assessing the precision of inventory placement, which signifies the degree of conformity between the warehouse management system and the physical inventory, we quantified and monitored instances of handling units that exhibited disparities when juxtaposed against the inventory data stored in the SAP ERP system. Through a comprehensive inventory audit of our entire stock, it has been determined that our actual inventory aligns with the records in our system with an accuracy rate exceeding 99%. Subsequent research involving survey with selected personnel revealed that the minor discrepancies in stock placement arose due to instances where items were inadvertently stored in incorrect locations during the shipping process. It is important that through the Stocktaking Monitoring and Analytical System we found that missed inventory have been returned to its designated location in SAP ERP.

4.4 Optimization of Inventory Checking Through Divide- and-conquer Algorithms

Based on our observation and analysis of Figure Y, it is evident that the distribution of each bin is characterized by different features. Some of them are single batch but with a huge amount of handling units; Others are multiple-batch; The rest of them are less-batch. Therefore, based on the existing data on SAP ERP inventory, we used a divide-and-conquer algorithm to assign employees different inventory locations for better performance. In warehouse inventory checking, adopting targeted algorithms based on the differences in batch quantity and variety distribution within each bin can optimize the efficiency of checking.

Specifically, when the number of batches in a bin is large, using dynamic programming algorithm to optimize batch-centered checking order fully utilizes the association between batches.

$$F(i) = \min_{k < i} F(k) + c_i F(n) = \min F(i)$$

For storage bins containing a wide variety of batch types, rule-based algorithms that sort batches by product category or shelving time can help minimize inefficient switching between categories during inventory checking. As demonstrated in Algorithm 1, batches can be sorted into A, B, C types, thereby avoiding unnecessary transitions across batch types and improving the overall inventory checking efficiency.

Algorithm 1 Greedy Algorithm for Prioritizing Bins

- 1: **Input:** Bins $B = \{b_1, b_2, \dots, b_n\}$
 - 2: **Initialize:**
 - 3: $S \leftarrow \emptyset$ {Set to store selected bins}
 - 4: **while** B is not empty **do**
 - 5: $best_bin \leftarrow \arg \min_{b \in B} score(b)$ {Select bin with lowest score}
 - 6: $S \leftarrow S \cup \{best_bin\}$ {Add best bin to selected set}
 - 7: $B \leftarrow B \setminus \{best_bin\}$ {Remove best bin from remaining bins}
 - 8: **end while**
 - 9: **Output:** SortedBins S
-

For bins with few batches' quantity and variety, simply checking by storage location order is sufficient without complex optimization algorithms.

In summary, by applying appropriate algorithm combinations according to the specific conditions of different bins, optimal checking routes can be achieved in complex environments, significantly improving the efficiency of inventory checking. Empirical results also demonstrate that this scenario-adaptive optimization approach for checking algorithms has achieved remarkable results.

5 Conclusions and Insights for Future Applications

Inventory management is an indispensable component of warehouse administration for businesses, warranting utmost attention and efficient management. Particularly in today's corporate landscape that underscores the importance of efficient logistics, inventory management assumes a paramount role. We proposed a novel human-machine interaction system for inventory checks based on PDA devices and a Flutter application. This system allows operators to conduct inventory checks at different levels, with a focus on providing a semi-automated approach that accommodates user-specific actions. The experimental outcomes from both the system and operators reveal room for improvement in both the system and operator performance, which can enhance inventory processes. However, for new technologies such as RFID still need to resolve technological barriers and constraints using system integration and new design thinking, and the semi-automated stocktaking system can help small and medium-sized retails and wholesalers to complete identifying massive inventory if they cannot afford the expensive infrastructures such as a series of positive RFID or automation warehouse.

Future work will include the incorporation of 1D/2D infrared barcodes or QR codes for product information feedback, shifting from sensor-based identification to logic-based data collection. This approach guides operators to make judgments quickly by collecting data through simple logic before proceeding. Furthermore, we intend to enhance the authenticity of data during blind inventory processes, recording each operator action and time to allow real-time supervision by warehouse managers and prevent loss and theft of goods. While the current experiment involved remote testing on inventories exceeding two million items, the next phase will involve comprehensive integration testing in a real warehouse setting with warehouse staff.

In summary, this research introduces a semi-automated inventory system that effectively addresses inventory challenges, emphasizing that full automation is not always necessary. The study aims to contribute to inventory processes and promote further innovations in inventory technology solutions. It contributes to ensuring the integrity and precision of a company's assets and inventory, allowing for timely identification of issues, root cause analysis, and conflict resolution. Consequently, it provides robust assurance for the accurate computation of accounting information. Regular inventory checks facilitate the accurate assessment of the stock levels of various commodities, enabling precise calculation of a company's actual gains and losses based on the total monetary value of warehouse materials. Furthermore, for obsolete materials within the warehouse, swift disposal can be executed, preventing unnecessary occupation of storage space, and reducing warehousing costs. In the context of small and medium-sized enterprises (SMEs) that may lack the financial resources to invest in RFID-based inventory management facilities, the semi-automated inventory management system recommended in this research can be leveraged. This system can be implemented with minimal personnel, at a low cost, and utilizing readily available basic equipment. The result is a highly efficient, accurate, and visually intuitive inventory management system.

References

- [1] Wyld, D. C. (2006). RFID 101: The next big thing for management. *Management Research News*, 29(4), 154-173.
- [2] Ming K. Lim, Witold Bahr, Stephen C.H. Leung, "RFID in the warehouse: A literature analysis (1995–2010) of its applications, benefits, challenges and future trends," *International Journal of Production Economics*, Volume 145, Issue 1, 2013.
- [3] Chen, Xiuqing, et al. "A rfid authentication protocol for epidemic prevention and epidemic emergency management systems." *Journal of Healthcare Engineering* 2021 (2021).
- [4] S. M. Bae, K. H. Han, C. N. Cha and H. Y. Lee, "Development of Inventory Checking System Based on UAV and RFID in Open Storage Yard," 2016 International Conference on Information Science and Security (ICISS), Pattaya, Thailand, 2016, pp. 1-2, doi: 10.1109/ICISSEC.2016.7885849.
- [5] Volz, K., Yang, E., Dudley, R., Lynch, E., Dropps, M., & Dorneich, M. C. (2016). An Evaluation of Cognitive Skill Degradation in Information Automation. *Proceedings of the Human Factors and Ergonomics Society Annual Meeting*, 60(1), 191–195.
- [6] X. Jing and P. Tang, "Research and Design of the Intelligent Inventory Management System Based on RFID," 2013 Sixth International Symposium on Computational Intelligence and Design, Hangzhou, China, 2013, pp. 8-11, doi: 10.1109/ISCID.2013.117.

- [7] N. Huber, K. Michael and L. McCathie, "Barriers to RFID Adoption in the Supply Chain," 2007 1st Annual RFID Eurasia, Istanbul, Turkey, 2007, pp. 1-6, doi: 10.1109/RFIDEURASIA.2007.4368128.
- [8] H. Zhu, S. Lai and H. Dai, "Solutions of Metal Surface Effect for HF RFID Systems," 2007 International Conference on Wireless Communications, Networking and Mobile Computing, Shanghai, China, 2007, pp. 2089-2092, doi: 10.1109/WICOM.2007.522.
- [9] Ngai, E. W., Moon, K. K., Riggins, F. J., & Yi, C. Y. (2008). RFID research: An academic literature review (1995–2005) and future research directions. *International journal of production economics*, 112(2), 510-520.
- [10] Roberts, Chris M. "Radio frequency identification (RFID)." *Computers & security* 25.1 (2006): 18-26.
- [11] Smith, H., & Konsynski, B. (2003). Developments in practice X: Radio frequency identification (RFID)-an internet for physical objects. *Communications of the Association for Information Systems*, 12(1), 19.
- [12] Chen, Ling. "A directed graphical model for linear barcode scanning from blurred images." *Asian Conference on Computer Vision*. Berlin, Heidelberg: Springer Berlin Heidelberg, 2012.
- [13] Chen, Xiuqing, et al. "A rfid authentication protocol for epidemic prevention and epidemic emergency management systems." *Journal of Healthcare Engineering* 2021 (2021).
- [14] Rossetti, Manuel D., Terry Collins, and Ravi Kurgund. "Inventory cycle counting—A review." *The proceedings of the 2001 Industrial Engineering Research Conference*. Vol. 1. 2001.
- [15] White, G., Gardiner, G., Prabhakar, G. P., & Abd Razak, A. (2007). A comparison of barcoding and RFID technologies in practice. *Journal of Information, Information Technology, and Organizations*, 2, 119-132
- [16] Zhang, W. (2020). Retaining Operational Skills Through Semi-Automation in Warehouses. *Journal of Logistics Technology*, 24(2), 101-114.
- [17] Lee, J. (2022). User-Centered Design of Semi-Automated Inventory Systems. *Journal of Human-Computer Interaction*, 38(3), 205-222.
- [18] Ritter, C. G. (1951). Stocktaking in Research. *Journal of Visual Impairment & Blindness*, 45(5), 125–128. <https://doi.org/10.1177/0145482X5104500502>
- [19] Wang, L., Chen, Y., Zhou, J., & Zhang, W. (2020). Cost-Benefit Evaluation of Warehouse Automation Approaches. *Journal of Supply Chain Management*, 42(2), 55-71.