

An Empirical Study of Attention Networks for Semantic Segmentation

Hao Guo¹, Hongbiao Si², Guilin Jiang², Wei Zhang³, Zhiyan Liu⁴, Xuanyi Zhu², Xulong Zhang⁵, Yang Liu^{1*}

¹ Hunan Chasing Securities Co., Ltd.

² Hunan Chasing Financial Holdings Co., Ltd.

³ Hunan Chasing Digital Technology Co., Ltd.

⁴ Hunan Chasing Trust Co., Ltd.

⁵ Ping An Technology (Shenzhen) Co., Ltd.

Abstract. Semantic segmentation is a vital problem in computer vision. Recently, a common solution to semantic segmentation is the end-to-end convolution neural network, which is much more accurate than traditional methods. Recently, the decoders based on attention achieve state-of-the-art (SOTA) performance on various datasets. But these networks always are compared with the mIoU of previous SOTA networks to prove their superiority and ignore their characteristics without considering the computation complexity and precision in various categories, which is essential for engineering applications. Besides, the methods to analyze the FLOPs and memory are not consistent between different networks, which makes the comparison hard to be utilized. What's more, various methods utilize attention in semantic segmentation, but the conclusion of these methods is lacking. This paper first conducts experiments to analyze their computation complexity and compare their performance. Then it summarizes suitable scenes for these networks and concludes key points that should be concerned when constructing an attention network. Last it points out some future directions of the attention network.

Keywords: Machine Learning · Deep Learnig · Semantic Segmentation · Attention

1 Introduction

Recently, the human brain inspires the study of the attention mechanism. That is, the human brain can quickly select an area from vision signal to focus [9]. Specifically, when observing an image, humans will learn the position where attention should be concentrated in the future by previous observation. Besides, humans always pay low attention to the surrounding area of an image, rather than reading all pixels of the whole image at one time and adjusting the focus over time [5]. This mechanism includes hard attention and soft attention [4].

* Corresponding author: Yang Liu, liuyang87@hnchasing.com

Hard attention uses a fixed matrix to focus on a certain part of the picture. However, it can not be updated and can not work for different samples [22]. Therefore, almost all methods focus on soft attention, which utilizes a learnable weight matrix in the convolution layer.

Initially, attention is used for machine translation to capture long-range features. It helps the deep network to significantly improve its performance. The attention function projects query, key and value to an output which is obtained by a weighted sum of the values, where the weight is computed by the corresponding query and key [19]. The input of an attention function includes the query, keys, and values, which are all vectors, and the output is also vectors. The attention function calculates the query’s attention to the key, and self-attention is its attention to itself, meaning query and key are both obtained from the same input. And then it was utilized in encoder-decoder network in semantic segmentation.

However, these networks always are compared with the mIoU of previous SOTA methods to prove their superiority and ignore that different attention networks are suitable for different scenes, considering the computation complexity and precision in various categories, which is important for engineering applications. What’s more, these methods do not follow a critical standard to compare their FLOPs. Therefore, the comparisons are hard to be utilized. Besides, the conclusion of these attention networks is lacking. Therefore, this paper conducts an empirical study to analyze and summarize typical attention networks to guide future research.

2 Related Work

Segmentation Semantic segmentation is a task which assigns a category to all pixels in a picture [24]. Many methods have been developed to tackle problems ranging from automatic driving [20], virtual reality [18], human-machine interaction [17], ,scene understanding [26], medical image analysis [14],etc. Recently, the common strategy to solve semantic segmentation problems is the deep structure network, which is much more accurate than traditional methods.

A common architecture of a semantic segmentation network is widely regarded as an encoder network, followed by an end-to-end structure decoder network. The encoder is a pretrained backbone, such as Resnet [6]. The function of the decoder is to map the feature semantic calculated by the encoder to the pixel space to make pixel-level classification.

Attention networks Non-Local Net bridges self-attention in machine translation and the Non-Local operations in computer vision. The self-attention networks introduced in the following part can be regarded as typical examples of this network. The proposed Non-Local method calculates the interaction between every two points to obtain global dependencies without the limitation of convolution kernel size. Non-Local method is similar to utilize a convolution kernel

with size of the feature map, which can maintain more contextual information. The structure of Non-Local block is shown in Fig. 1.

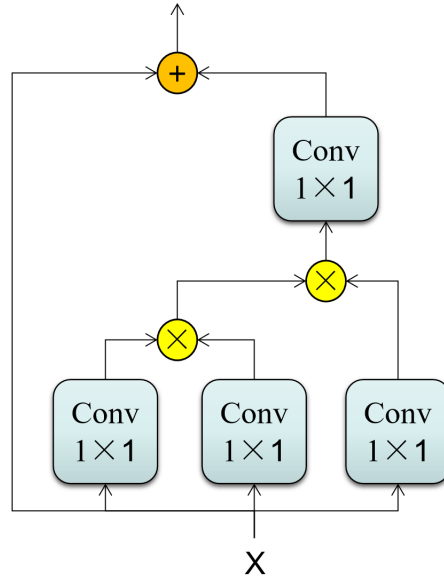


Fig. 1: An overview of the Non-Local block.

In the figure, " \oplus " means element-wise sum, and " \otimes " means matrix multiplication. Each operation includes softmax function. The blue boxes mean 1×1 convolutions.

Based on Non-Local Net, the following works can be divided into two types, as shown in Fig. 2. One is enriching the obtained contextual information, such as DNLNet, DANet, RecoNet, and FLANet, and the other is reducing the computation cost, such as EMANet, ISSANet, CCNet, and AttaNet.

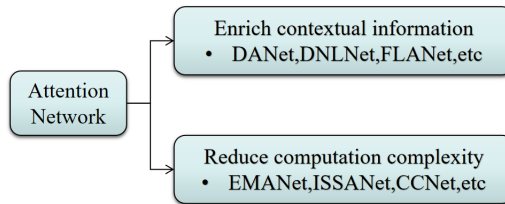


Fig. 2: The classification of attention network.

2.1 Enrich contextual information based methods

Non-Local Net captures global information in the spatial dimension. However, the channel dimension is overlooked. Compared with Non-Local Net, Dual Attention Network (DANet) [3] proposes two attention modules to capture dependencies along both dimensions, respectively. Disentangled Non-Local Neural Networks (DNLNet) [23] decouples Non-Local operation to a whitened pairwise term to obtain the relationship between each pixel and a unary term to obtain the saliency of every pixel. However, these methods aim to construct a 2D similarity matrix to describe 3D context information. Therefore, a specific dimension is eliminated during the multiplication, which might damage the information representation. Tensor Low-Rank Reconstruction (RecoNet) [?] splits feature map to tensors in height, width, and channel directions, and then reconstructs the context feature. Consequently, compared with the 2D similarity matrix, the reconstructed 3D context information can capture long-range features without eliminating any dimension. But the attention missing issue caused by matrix multiplication still exists. To solve this problem, Fully Attentional Network (FLANet) [15] captures channel and spatial attention in a single similarity map by the proposed attention block.

2.2 Reduce computation complexity based methods

Non-Local network enables each pixel to capture the global information. However, the self-attention mechanism produces a large attention map, which requires high spatial and temporal complexity. The bottleneck is that the attention map of each pixel needs to calculate the whole feature map. EMANet [11] utilizes the expectation maximization (EM) algorithm iteratively to obtain a set of compact bases and input them to the attention mechanism, which greatly reduces the complexity. Interlaced Sparse Self-Attention (ISSA) proposed an efficient scheme to factorize the computation of the dense matrix as the product of two sparse matrices. CCNet [8] introduces a recurrent criss-cross attention (RCCA) operation based on the criss-cross attention to solve this problem. The RCCA module can execute the criss-cross attention twice to capture the full-image dependencies.

3 Experiment

3.1 Datasets

Cityscapes [2] is a city scene dataset that can be used for semantic segmentation. It includes 20000 images with coarse annotations and 5000 images with fine pixel-level annotations and has 19 classes for semantic segmentation, and each image has a 1024×2048 resolution. The 5000 fine annotated images are divided into 2975, 500, and 1525 images for training, validation, and testing.

ADE20K [28] is a challenging scene parsing benchmark. This dataset contains 20K images for training and 2K images for validation. Images are densely labeled as 150 stuff/object categories and collected from different scenes with more scale variations.

3.2 Implementation Details

Parameter Settings In the experiment, the learning rate is $1e^{-2}$, and models are trained for 80000 iterations with batch size of 8. The encoder network is ResNet-101 which is a widely used backbone network. The crop size is 769×769 for Cityscapes, and 520×520 for ADE20K. The poly learning rate policy is utilized which is $(1 - iter/maxiter)^{0.9}$. And the weight decay coefficients and momentum are 0.0005 and 0.9, which are common settings. And the synchronized batch normalization is utilized. FLOPs, memory, and mIoU are used to evaluate runtime, memory, and precision, respectively.

FLOPs Calculation However, there are some inconveniences by comparing FLOPs. The first problem is that some papers do not provide the analysis of FLOPs, such as DANet and Non-Local Net. Besides, most papers do not provide the method for computing the FLOPs. Therefore their approaches to comparing the FLOPs might be different. Some papers use the open-source tools which follow the method in [13] to compute the FLOPs in the whole network. However, this method is used to compute the FLOPs in the backbone, which does not involve matrix multiplication like $A \cdot B$. Therefore, the computation of matrix multiplication is overlooked, and the comparison is unfair.

What’s more, some papers analyze the whole network’s FLOPs, and some compare the FLOPs in the attention module. And Some networks, such as EMANet, calculate their FLOPs with input size of 513×513 , and some calculate their FLOPs with input size of 769×769 . These results are difficult to utilize for a fair comparison.

In this paper, following method [13] which is also used by CCNet, we conduct experiments to calculate FLOPs in the attention module with input size of 769×769 . The FLOPs of convolutional kernels are defined as follows

$$FLOPs = 2HW(C_{in}K^2 + 1)C_{out} \quad (1)$$

where H , W and C_{in} are height, weight and input channel numbers, K is the size of kernel, and C_{out} is the size of output channel.

4 Analysis

This section shows experiment results on attention networks and analyses methods by which they achieve their performance. Tab.1 shows FLOPs of attention networks, and Tab.2 shows quantitative results on Cityscapes dataset.

Table 1: Flops and Memory usage of typical attention networks with input size 769×769 .

Method	FLOPs(G)	Memory(M)
Denoised NL	8	428
EMANet	14	100
CCNet	16	127
FLANet	19	436
ISANet	41	141
Non-Local Net	108	1411
DNLNet	108	1450
DANet	113	1462

Non-Local Net Non-Local Net achieves scores of 78.5% mIoU on Cityscapes and 43.2% mIoU on ADE20K. Compared with the baseline, which predicts results by the backbone, Non-Local Net gets 4% mIoU increment on Cityscapes validation set [8]. It demonstrates the proposed Non-Local operations directly capture global dependencies and significantly improve the segmentation performance. However, it also leads to high computation complexity. The FLOPs of Non-Local Net is much higher than its variations that are designed to reduce the computation cost.

DANet DANet achieves scores of 80.6% mIoU on Cityscapes and 43.8% mIoU on ADE20K. Compared with Non-Local Net, the increment of computation complexity comes from the channel attention module. Compared with the attention map obtained by Non-Local Net, which size is $HW \times HW$, the attention map generated by the channel attention module is $C \times C$, which is not a big number. Therefore, DANet does not increase high computation on Non-Local Net. Tab.1 shows the FLOPs is slightly over Non-Local Net, but the accuracy is much higher. It demonstrates the proposed Dual Attention block successfully enriches the contextual information without cost too much computation.

DNLNet DNLNet achieves scores of 79.4% mIoU on Cityscapes and 43.7% mIoU on ADE20K. Compared with Non-Local Net, DNLNet splits the computation of Non-Local block into two terms, a whitened pairwise term and a unary term. The unary term tends to model salient boundaries and the whitened pairwise tends to obtains within-region relationships. Decoupling these two terms can enhance their learning. The the unary term is achieved by 1×1 convolution, and whitened pairwise term is consist of the spatial attention module with the whitened operation. Therefore, the increment of computation complexity only comes from the unary term, which can be overlooked, and the computation complexity is similar to Non-Local Net.

FLANet FLANet achieves scores of 82.1% mIoU on Cityscapes and 46.68% mIoU on ADE20K, which are the best results among these attention networks. Unlike DANet, which considers channel and spatial dimensions separately, FLANet proposes Fully Attentional Block to encode channel and spatial attention in a single similarity map. And the improved accuracy shows it is important to integrate both dimensions. Besides, compared with DANet, FLANet utilizes global average pooling to obtain a global view in channel Non-Local mechanism. Therefore it takes less computation.

Denoised Non-Local Denoised NL achieves scores of 81.1% mIoU on Cityscapes and 44.3% mIoU on ADE20K. Besides, it has the least computation cost among these attention networks. Denoted NL utilizes convolution layers to obtain a smaller input feature map, which dramatically reduces the computation cost. What’s more, different from DANet and FLANet, which enrich the contextual information by leading in the channel dimension, Denoised NL enriches the neighbor information to reduce noises in the attention map. The experiment results demonstrate that the contextual information can be more precise without inter-class and intra-class noises.

EMANet EMANet achieves scores of 78.6% mIoU on Cityscapes and 43.3% mIoU on ADE20K. Compared with Non-Local Net, EMANet simplifies the input to a set of compact bases by EM algorithm and can converge in only three times iterations. Therefore, EMANet greatly reduces the complexity, the computation is much more efficient than Non-Local Net. What’s more, the performance is slightly over Non-Local Net on Cityscapes dataset.

ISANet ISANet achieves scores of 81.9% mIoU on Cityscapes and 43.5% mIoU on ADE20K. Since ISANet factorizes the computation of the dense affinity matrix to the product of two sparse affinity matrices, the FLOPs of ISANet is much less than Non-Local Net. Besides, the ISANet can adjust the group number of the sparse affinity matrices to achieve the best computation efficiency. In the experiment, we set the group number to 8 to minimize the computation cost.

CCNet CCNet achieves scores of 78.8% mIoU on Cityscapes and 44.0% mIoU on ADE20K. Compared to Non-Local Net, which links each pixel with all pixels, CCNet links each element to the row and column where the element is located, which is called criss-cross attention. It can obtain the contextual information of all the pixels on its criss-cross path. CCNet can adjust the recurrent times of RCCA module. In the experiment, we set the recurrent number to two, which achieves a good trade-off between speed and accuracy. Although indirectly obtained global dependencies cannot generate better results than direct calculation, CCNet utilizes the prior knowledge that the similarity in criss-cross path is more important. The RCCA module utilizes the similarity in criss-cross path twice to

enhance the attention map. Therefore, the accuracy is better than Non-Local Net.

Tab.1 shows the comparison of FLOPs and memory among different attention modules. The table shows that Denoised NL, FLANet, EMANet, and CCNet achieve the highest computation efficiency. They take much fewer GFLOPs than other networks. Besides, Fig.3 shows that FLANet achieves a good trade-off between accuracy and speed.

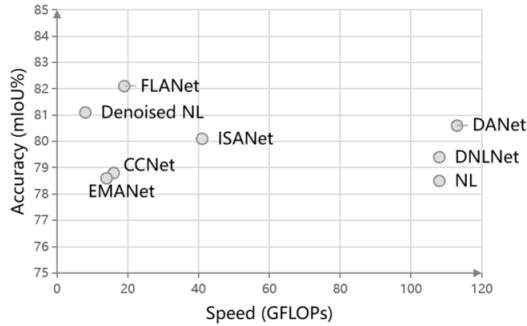


Fig. 3: The comparison of accuracy and speed of attention networks.

This section also analyses the per-class mIoU of attention networks for the Cityscape dataset to find their characteristics. The quantitative results of experiments can be found in Tab.2. From the table, all networks can get high scores for classes that are big objects and account for a large percentage of the dataset, such as roads and buildings. However, the results are not well for other classes that are hard to distinguish and recognize, such as walls, fences, and poles. Most classes such as Non-Local Net, EMANet, CCNet, and DNLNet cannot predict trains correctly. However, attention networks that enrich the contextual information, such as DANet and FLANet, can achieve high accuracy on trains with non-trivial increments. Besides, Denoised NL and FLANet achieve the best accuracy on per-class results, and the overall accuracy is much higher than other networks. For road, wall, build, wall, sidewalk, pole, sign, traffic light, terrain, person, sky, train, car, motorbike, and bike, FLANet achieves the highest accuracy. Besides, for vegetation, rider, truck, and bus, Denoised NL achieves the highest accuracy. This section conducts experiments and visualizes the prediction on the class bus and train, and the qualitative results can check Fig.4 and Fig.5.

In Fig.4, the yellow box indicates Denoised NL achieves the highest performance on the class bus. Denoised NL captures clear edge information, and the prediction inside the bus is consistent. Compared with Denoised NL, EMANet and CCNet can capture clear edge information, but the prediction inside the bus shows an inconsistency. This observation shows why the mIoU is much lower than other networks.

Table 2: Results on the Cityscapes val set.

Method	road	swalk	build	wall	fence	pole	tight	sign	veg.	terrain	sky	person	rider	car	truck	bus	train	mbike	bike	mIoU (%)
Non-Local Net	98.1	84.8	93.2	62.3	62.2	67.3	74.1	81.0	92.5	63.1	95.1	83.6	66.6	95.7	82.9	87.9	73.9	63.9	79.1	78.5
EMANet	98.2	85.9	93.3	62.3	63.0	67.2	73.9	81.2	92.7	64.1	95.2	84.1	66.9	95.8	77.5	84.0	58.3	65.2	79.4	78.6
CCNet	98.2	85.4	92.9	57.5	62.5	67.0	73.7	81.1	92.7	63.0	95.0	84.0	67.7	95.7	83.4	86.7	69.0	62.2	78.8	78.8
DNLNet	98.1	85.6	93.1	60.6	64.0	67.4	73.8	81.0	92.6	65.7	95.0	83.8	66.5	95.0	78.6	86.9	72.1	67.3	79.3	79.4
ISANet	98.2	85.5	93.0	58.8	63.8	66.8	74.4	80.2	92.6	64.0	95.2	83.5	66.0	95.8	84.5	91.3	79.0	68.9	79.3	80.1
DANet	98.2	85.8	93.4	61.1	65.9	67.4	74.0	81.6	92.8	64.9	95.2	83.9	67.1	95.7	84.5	88.5	84.0	71.4	79.1	80.6
Denoised NL	98.4	87.1	93.2	59.4	64.5	67.6	73.0	80.3	93.1	67.4	95.4	84.5	69.1	95.6	84.6	92.3	84.3	68.9	79.3	81.1
FLANet	98.5	87.2	94.3	64.1	67.5	68.6	78.9	82.6	93.0	73.5	96.2	84.7	68.7	96.6	83.0	91.7	86.2	74.3	80.0	82.1

In Fig.5, the results show FLANet can make a much better prediction on the class train. Other networks cannot capture correct details in the train. For example, the inconsistency in the train shows the train was predicted as a wall or bus. And the tree on the left of the train is misclassified. Besides, the wire on the top cannot be predicted. These observations confirm why FLANet can achieve non-trivial increments on the class train.

Table 3: Results on the ADE20K val set

Method	mIoU(%)
Non-Local Net	43.2
EMANet	43.3
ISANet	43.5
DNLNet	43.7
DANet	43.8
CCNet	43.9
Denoised NL	44.1
FLANet	44.2

This section also conducts experiments on ADE20K datasets. Following previous works, it does not analyse the per-class mIoU. Since the ADE20K dataset contains 150 classes, it is pretty hard to analyse the characteristic of each class for all networks. Tab.3 shows the overall performance by mIoU. The results show that FLANet and Denoised NL can also achieve the highest accuracy.

Besides, Tab.4 shows the comparison of these attention networks with SOTA methods on Cityscapes test set. Denoised NL and FLANet also outperform most SOTA methods, except HSSA. HSSA is the latest work which get the best prediction by MaskFormer [1] which is transformer structure. Therefore, the computation cost of HSSA is much higher than FLANet. When HSSA utilizes ResNet-101 as backbone, the mIoU is 83.02%, which is outperformed by FLANet. In conclusion, for most segmentation tasks, FLANet is a good choice. It achieves the highest accuracy with high computation efficiency.

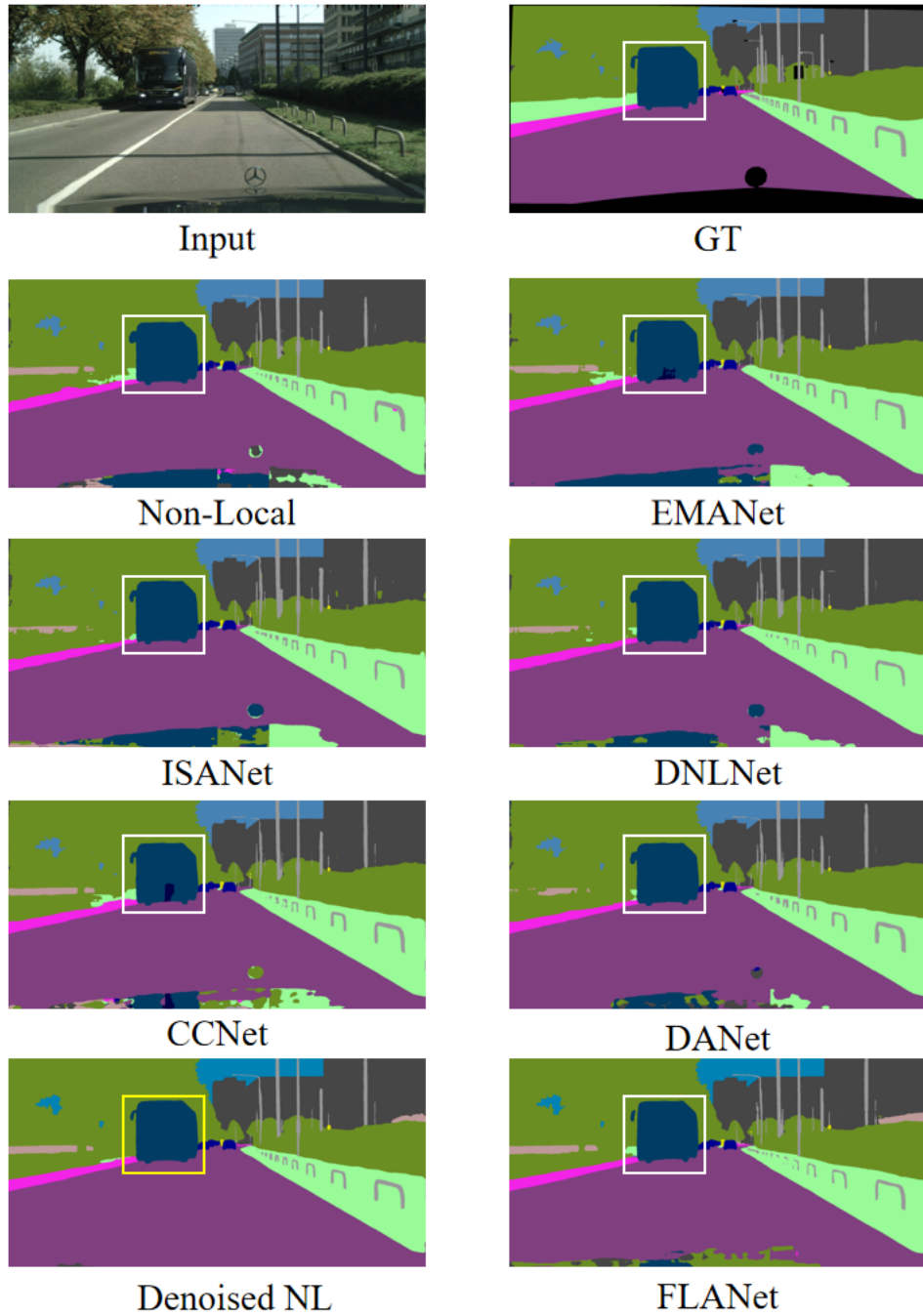


Fig. 4: The qualitative results on Cityscapes. This figure shows the prediction of the class bus of attention networks. The white box is the class that should be focused on, and the yellow box is the prediction generated by the network which achieves the best accuracy in this class.

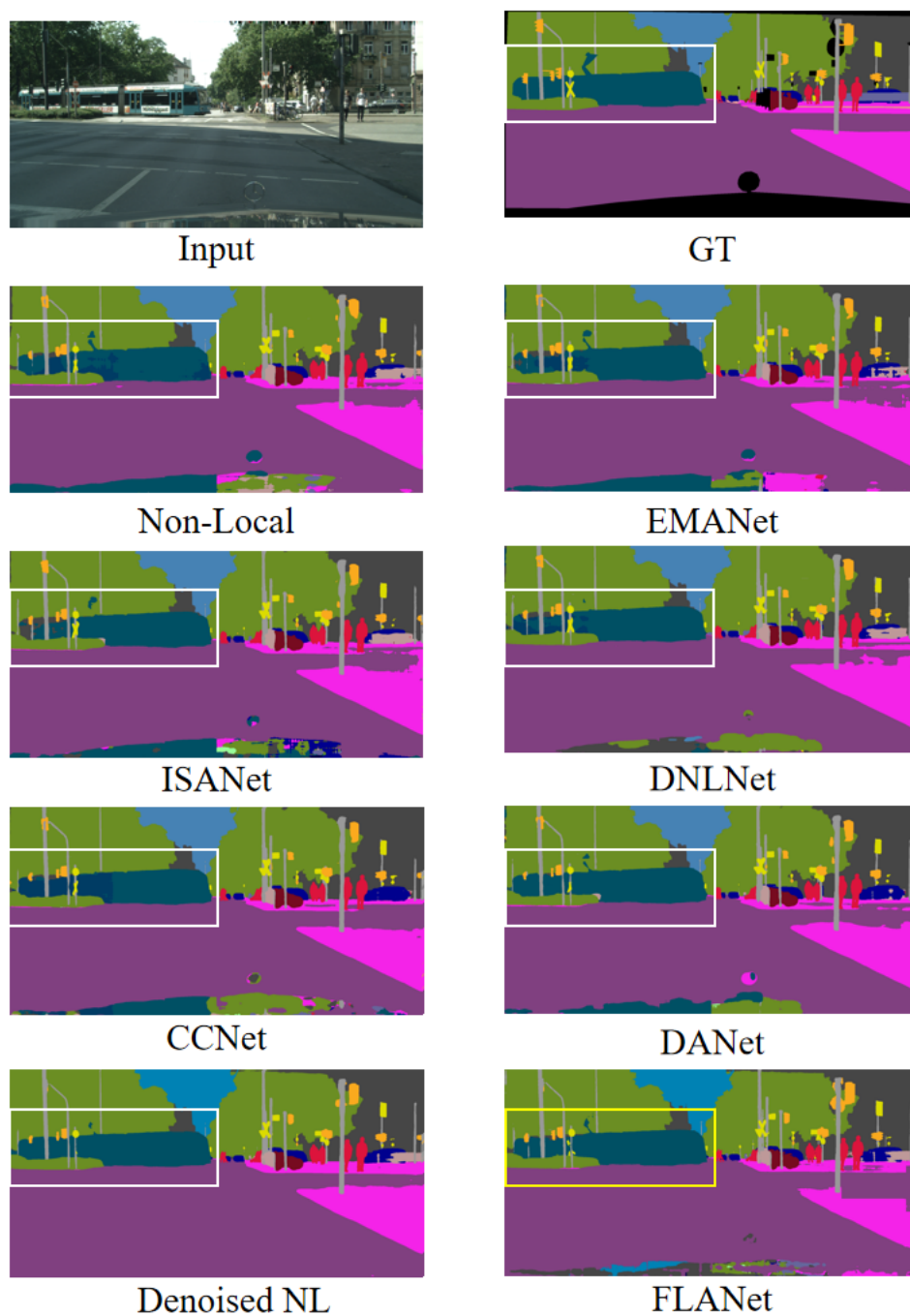


Fig. 5: The qualitative results on Cityscapes. This figure shows the prediction of the class train of attention networks. The white box is the class that should be focused on, and the yellow box is the prediction generated by the network which achieves the best accuracy in this class.

Table 4: The Comparison on Cityscapes test set

Method	mIoU(%)
Non-Local Net	78.3
EMANet	78.4
CCNet	78.6
DNLNet	79.3
ISANet	79.9
DANet	80.4
Segmenter [16]	81.3
ACNet [7]	82.3
GFF [12]	82.3
SETR [27]	82.2
OCR [25]	82.4
DRANet [7]	82.9
SegFormer [21]	83.1
Denoised NL	83.5
FLANet	83.6
HSSN [10]	83.7

5 Conclusions and Future Works

This paper first introduces the background and development of semantic segmentation and attention. Then it presents an overview of several attention networks. Besides, this paper conducts experiments to evaluate their performance by accuracy and speed. Last, it analyses these attention networks through qualitative results and quantitative results.

In conclusion, for most segmentation tasks, FLANet is a good choice. It achieves the highest accuracy with high computation efficiency. And Denoised NL, which has the fastest speed, can be utilized for the task that requires high computation efficiency. Besides, to construct an attention network that can achieve high accuracy, we can enrich the contextual information in the attention mechanism from four aspects. First, globally shared and unshared attention can be disentangled. Second, both channel-wise and spatial-wise attention are important. Third, when utilizing channel-wise and spatial-wise attention, the attention missing issues should be avoided. Forth, attention noises should be eliminated. To reduce the computational cost, we can consider two aspects. First, the input can be simplified. Besides, the process of obtaining the dense affinity matrix can be simplified.

This paper summarizes that FLANet and Denoised NL are proposed to enrich contextual information. However, FLANet proposes to encode channel attention and spatial attention in one attention map. Denoised NL proposes to encode neighbor information in the attention map. Both networks still lack contextual

information from others. We may merge these two networks into one that can solve these two problems in future work.

Besides, the transformer-based methods achieve non-trivial increment on various tasks, including semantic segmentation. Since transformer structure is based on multi-head attention, similar to introduced attention networks, these networks also modify structure based on attention module. Therefore, if these attention networks can be transferred to a transformer structure, it is also valuable to be studied.

References

1. Cheng, B., Schwing, A., Kirillov, A.: Per-pixel classification is not all you need for semantic segmentation. *Advances in Neural Information Processing Systems* **34**, 17864–17875 (2021)
2. Cordts, M., Omran, M., Ramos, S., Rehfeld, T., Enzweiler, M., Benenson, R., Franke, U., Roth, S., Schiele, B.: The cityscapes dataset for semantic urban scene understanding. In: *Proceedings of the IEEE conference on computer vision and pattern recognition*. pp. 3213–3223 (2016)
3. Fu, J., Liu, J., Tian, H., Li, Y., Bao, Y., Fang, Z., Lu, H.: Dual attention network for scene segmentation. In: *Proceedings of the IEEE Conference on Computer Vision and Pattern Recognition*. pp. 3146–3154 (2019)
4. Guo, M.H., Xu, T.X., Liu, J.J., Liu, Z.N., Jiang, P.T., Mu, T.J., Zhang, S.H., Martin, R.R., Cheng, M.M., Hu, S.M.: Attention mechanisms in computer vision: A survey. *Computational Visual Media* pp. 1–38 (2022)
5. Hayhoe, M., Ballard, D.: Eye movements in natural behavior. *Trends in cognitive sciences* **9**(4), 188–194 (2005)
6. He, K., Zhang, X., Ren, S., Sun, J.: Deep residual learning for image recognition. In: *Proceedings of the IEEE conference on computer vision and pattern recognition*. pp. 770–778 (2016)
7. Hu, X., Yang, K., Fei, L., Wang, K.: Acnet: Attention based network to exploit complementary features for rgbd semantic segmentation. In: *2019 IEEE International Conference on Image Processing (ICIP)*. pp. 1440–1444. IEEE (2019)
8. Huang, Z., Wang, X., Huang, L., Huang, C., Wei, Y., Liu, W.: Ccnet: Criss-cross attention for semantic segmentation. In: *Proceedings of the IEEE International Conference on Computer Vision (ICCV)*. pp. 603–612 (2019)
9. Itti, L., Koch, C., Niebur, E.: A model of saliency-based visual attention for rapid scene analysis. *IEEE Transactions on pattern analysis and machine intelligence* **20**(11), 1254–1259 (1998)
10. Li, L., Zhou, T., Wang, W., Li, J., Yang, Y.: Deep hierarchical semantic segmentation. In: *Proceedings of the IEEE/CVF Conference on Computer Vision and Pattern Recognition*. pp. 1246–1257 (2022)
11. Li, X., Zhong, Z., Wu, J., Yang, Y., Lin, Z., Liu, H.: Expectation-maximization attention networks for semantic segmentation. In: *2019 IEEE/CVF International Conference on Computer Vision (ICCV)*. pp. 9167–9176 (2019)
12. Li, X., Zhao, H., Han, L., Tong, Y., Tan, S., Yang, K.: Gated fully fusion for semantic segmentation. In: *Proceedings of the AAAI conference on artificial intelligence*. vol. 34, pp. 11418–11425 (2020)

13. Molchanov, P., Tyree, S., Karras, T., Aila, T., Kautz, J.: Pruning convolutional neural networks for resource efficient inference. arXiv preprint arXiv:1611.06440 (2016)
14. Ravanbakhsh, M., Tschernozki, V., Last, F., Klein, T., Batmanghelich, K., Tresp, V., Nabi, M.: Human-machine collaboration for medical image segmentation. In: ICASSP 2020-2020 IEEE International Conference on Acoustics, Speech and Signal Processing (ICASSP). pp. 1040–1044. IEEE (2020)
15. Song, Q., Li, J., Li, C., Guo, H., Huang, R.: Fully attentional network for semantic segmentation. arXiv preprint arXiv:2112.04108 (2021)
16. Strudel, R., Garcia, R., Laptev, I., Schmid, C.: Segmenter: Transformer for semantic segmentation. In: Proceedings of the IEEE/CVF International Conference on Computer Vision. pp. 7262–7272 (2021)
17. Sun, A., Zhang, X., Ling, T., Wang, J., Cheng, N., Xiao, J.: Pre-avatar: An automatic presentation generation framework leveraging talking avatar. In: 2022 IEEE 34th International Conference on Tools with Artificial Intelligence (ICTAI). pp. 1002–1006 (2022). <https://doi.org/10.1109/ICTAI56018.2022.00153>
18. Valenzuela, A., Arellano, C., Tapia, J.: An efficient dense network for semantic segmentation of eyes images captured with virtual reality lens. In: 2019 15th International Conference on Signal-Image Technology & Internet-Based Systems (SITIS). pp. 28–34. IEEE (2019)
19. Vaswani, A., Shazeer, N., Parmar, N., Uszkoreit, J., Jones, L., Gomez, A.N., Kaiser, L., Polosukhin, I.: Attention is all you need. In: Advances in Neural Information Processing Systems (NeurIPS). pp. 5998–6008 (2017)
20. Wang, P., Chen, P., Yuan, Y., Liu, D., Huang, Z., Hou, X., Cottrell, G.: Understanding convolution for semantic segmentation. In: 2018 IEEE winter conference on applications of computer vision (WACV). pp. 1451–1460. Ieee (2018)
21. Xie, E., Wang, W., Yu, Z., Anandkumar, A., Alvarez, J.M., Luo, P.: Segformer: Simple and efficient design for semantic segmentation with transformers. Advances in Neural Information Processing Systems **34**, 12077–12090 (2021)
22. Xu, K., Ba, J., Kiros, R., Cho, K., Courville, A., Salakhudinov, R., Zemel, R., Bengio, Y.: Show, attend and tell: Neural image caption generation with visual attention. In: International conference on machine learning. pp. 2048–2057. PMLR (2015)
23. Yin, M., Yao, Z., Cao, Y., Li, X., Zhang, Z., Lin, S., Hu, H.: Disentangled non-local neural networks. In: European Conference on Computer Vision. pp. 191–207. Springer (2020)
24. Yuan, J., Deng, Z., Wang, S., Luo, Z.: Multi receptive field network for semantic segmentation. In: 2020 IEEE Winter Conference on Applications of Computer Vision (WACV). pp. 1883–1892. IEEE (2020)
25. Yuan, Y., Chen, X., Wang, J.: Object-contextual representations for semantic segmentation. In: European conference on computer vision. pp. 173–190. Springer (2020)
26. Zhao, H., Zhang, Y., Liu, S., Shi, J., Loy, C.C., Lin, D., Jia, J.: Psanet: Point-wise spatial attention network for scene parsing. In: Proceedings of the European conference on computer vision (ECCV). pp. 267–283 (2018)
27. Zheng, S., Lu, J., Zhao, H., Zhu, X., Luo, Z., Wang, Y., Fu, Y., Feng, J., Xiang, T., Torr, P.H., et al.: Rethinking semantic segmentation from a sequence-to-sequence perspective with transformers. In: Proceedings of the IEEE/CVF conference on computer vision and pattern recognition. pp. 6881–6890 (2021)

28. Zhou, B., Zhao, H., Puig, X., Fidler, S., Barriuso, A., Torralba, A.: Scene parsing through ade20k dataset. In: Proceedings of the IEEE conference on computer vision and pattern recognition. pp. 633–641 (2017)