

# Solving Satisfiability Modulo Counting for Symbolic and Statistical AI Integration With Provable Guarantees

Jinzhao Li, Nan Jiang, Yexiang Xue  
Department of Computer Science, Purdue University  
{li4255, jiang631, yexiang}@purdue.edu

## Abstract

Satisfiability Modulo Counting (SMC) encompasses problems that require both symbolic decision-making and statistical reasoning. Its general formulation captures many real-world problems at the intersection of symbolic and statistical Artificial Intelligence. SMC searches for policy interventions to control probabilistic outcomes. Solving SMC is challenging because of its highly intractable nature (NP<sup>PP</sup>-complete), incorporating statistical inference and symbolic reasoning. Previous research on SMC solving lacks provable guarantees and/or suffers from sub-optimal empirical performance, especially when combinatorial constraints are present. We propose XOR-SMC, a polynomial algorithm with access to NP-oracles, to solve highly intractable SMC problems with constant approximation guarantees. XOR-SMC transforms the highly intractable SMC into satisfiability problems, by replacing the model counting in SMC with SAT formulae subject to randomized XOR constraints. Experiments on solving important SMC problems in AI for social good demonstrate that XOR-SMC finds solutions close to the true optimum, outperforming several baselines which struggle to find good approximations for the intractable model counting in SMC.

## 1 Introduction

Symbolic and statistical approaches are two fundamental driving forces of Artificial Intelligence (AI). Symbolic AI, exemplified by SATisfiability (SAT) and constraint programming, finds solutions satisfying constraints but requires rigid formulations and is difficult to include probabilities. Statistical AI captures uncertainty but often lacks constraint satisfaction. Integrating symbolic and statistical AI remains an open field and has gained research attention recently [1–3].

Satisfiability Modulo Counting (SMC) is an umbrella problem at the intersection of symbolic and statistical AI. It encompasses problems that carry out symbolic decision-making (satisfiability) *mixed with* statistical reasoning (model counting). SMC searches for policy interventions to control probabilistic outcomes. Formally, SMC is an SAT problem involving predicates on model counts. Model counting computes the number of models (i.e., solutions) to an SAT formula. Its weighted form subsumes probabilistic inference on Machine Learning (ML) models.

As a motivating SMC application, stochastic connectivity optimization searches for the optimal plan to reinforce the network structure so its connectivity preserves under stochastic events – a central problem for a city planner who works on securing her residents multiple paths to emergency shelters in case of natural disasters. This problem is useful for disaster preparation [4], bio-diversity protection [5], internet resilience [6], social influence maximization [7], energy security [8], etc. It requires symbolic reasoning (satisfiability) to decide which roads to reinforce and where to place emergency shelters, and statistical

inference (model counting) to reason about the number of paths to shelters and the probabilities of natural disasters. Despite successes in many use cases, previous approaches [9–12] found solutions *lack of certifiable guarantees*, which are unfortunately in need for policy adoption in this safety-related application. Besides, their surrogate approximations of connectivity may overlook important probabilistic scenarios. This results in *suboptimal quality* of the generated plans. As application domains for SMC solvers, this paper considers emergency shelter placement and supply chain network management – two important stochastic connectivity optimization problems.

It is challenging to solve SMC because of their highly intractable nature (NP<sup>PP</sup>-complete) [13] – still intractable even with good satisfiability solvers [14–16] and model counters [17–23]. Previous research on SMC solves either a special case or domain-specific applications [24–30]. The special case is called the Marginal Maximum-A-Posterior (MMAP) problem, whose decision version can be formulated as a special case of SMC [31–36]. Both cases are solved by optimizing the surrogate representations of the intractable model counting in variational forms [37, 38], or via knowledge compilation [39, 36, 40] or via sample average approximation [41–43, 11, 44–47].

Nevertheless, previous approaches either cannot quantify the quality of their solutions, or offer one-sided guarantees, or offer guarantees which can be arbitrarily loose. The lack of tight guarantees results in delayed policy adoption in safety-related applications such as the stochastic connectivity optimization considered in this paper. Second, optimizing surrogate objectives without quantifying the quality of approximation leads to sub-optimal behavior empirically. For example, previous stochastic connectivity optimization solvers occasionally produce suboptimal plans because their surrogate approximations overlook cases of significant probability. This problem is amplified when combinatorial constraints are present.

We propose XOR-SMC, *a polynomial algorithm accessing NP-oracles, to solve highly intractable SMC problems with constant approximation guarantees*. These guarantees hold with high (e.g. > 99%) probability. The strong guarantees enable policy adoption in safety-related domains and improve the empirical performance of SMC solving (e.g., eliminating sub-optimal behavior and providing constraint satisfaction guarantees). The constant approximation means that the solver can correctly decide the truth of an SMC formula if tightening or relaxing the bounds on the model count by a multiplicative constant do not change its truth value. The embedding algorithms allow us to find approximate solutions to beyond-*NP* SMC problems via querying *NP* oracles. It expands the applicability of the state-of-the-art SAT solvers to highly intractable problems.

The high-level idea behind XOR-SMC is as follows. Imagine a magic that randomly filters out half models (solutions) to an SAT formula. Model counting can be approximated using this magic and an SAT solver – we confirm the SAT formula has more than  $2^k$  models if it is satisfiable after applying this magic  $k$  times. This magic can be implemented by introducing randomized constraints. The idea is developed by researchers [48–50, 17, 18, 51, 52, 19, 20, 53]. In these works, model counting is approximated with guarantees using polynomial algorithms accessing NP oracles. XOR-SMC notices such polynomial algorithms can be encoded as SAT formulae. Hence, SAT-Modulo-Counting can be written as SAT-Modulo-SAT (or equivalently SAT), when we *embed* the SAT formula compiled from algorithms to solve model counting into SMC. The constant approximation guarantee also carries.

We evaluate the performance of XOR-SMC on real-world stochastic connectivity optimization problems. In particular, we consider applied problems of emergency shelter placement and supply chain management. For the shelter placement problem, our XOR-SMC finds high-quality shelter assignments with less computation time and better quality than competing baselines. For wheat supply chain management, the solutions found by our XOR-SMC are better than those found by baselines and are close to the optimal solutions.

Our contributions can be summarized as follows:

- We propose XOR-SMC to solve highly intractable Satisfiability Modulo Counting problems with a polynomial number of queries to NP-oracles.
- We prove the proposed XOR-SMC method has a high probability constant approximation guarantee.
- In experiments, we consider two important SMC problems: emergency shelter allocation and robust supply chain design. Our XOR-SMC method requires less time to find better solutions compared to several baselines.

## 2 Preliminaries

### 2.1 Satisfiability Modulo Theories

Satisfiability Modulo Theory (SMT) determines the SATisfiability (SAT) of a Boolean formula, which contains predicates whose truth values are determined by the background theory. SMT represents a line of successful efforts to build general-purpose logic reasoning engines, encompassing complex expressions containing bit vectors, real numbers, integers, and strings, etc [54]. Over the years, many good SMT solvers are built, such as the Z3 [55, 56] and cvc5 [57]. They play a crucial role in automated theorem proving, program analysis [58], program verification [59], and software testing [60].

### 2.2 Model Counting and Probabilistic Inference

Model counting computes the number of models (i.e., satisfying variable assignments) to an SAT formula. Consider a Boolean formula  $f(\mathbf{x})$ , where the input  $\mathbf{x}$  is a vector of Boolean variables, and the output  $f$  is also Boolean. When we use 0 to represent false and 1 to represent true,  $\sum_{\mathbf{x}} f(\mathbf{x})$  computes the model count. Model counting is closely related to probabilistic inference and machine learning because the marginal inference on a wide range of probabilistic models can be formulated as a weighted model counting problem [61, 62].

Exact approaches for probabilistic inference and model counting are often based on knowledge compilation [63, 21, 64, 65]. Approximate approaches include Variational methods and sampling. Variational methods [27, 66–69] use tractable forms to approximate a complex probability distribution. Due to a tight relationship between counting and sampling [49], sampling-based approaches are important for model counting. Importance sampling-based techniques such as SampleSearch [70] is able to provide lower bounds. Markov Chain Monte Carlo is asymptotically accurate. However, they cannot provide guarantees except for a limited number of cases [71, 72]. The authors of [73–75] transform weighted integration into optimization queries using extreme value distribution, which today is often called the “Gumbel trick” [76, 77].

### 2.3 XOR Counting

There is an interesting connection between model counting and solving satisfiability problems subject to randomized XOR constraints. To illustrate this, hold  $\mathbf{x}$  at  $\mathbf{x}_0$ , suppose we would like to know if  $\sum_{\mathbf{y} \in \mathcal{Y}} f(\mathbf{x}_0, \mathbf{y})$  exceeds  $2^q$ . Consider the SAT formula:

$$f(\mathbf{x}_0, \mathbf{y}) \wedge \text{XOR}_1(\mathbf{y}) \wedge \dots \wedge \text{XOR}_q(\mathbf{y}). \quad (1)$$

Here,  $\text{XOR}_1, \dots, \text{XOR}_q$  are randomly sampled XOR constraints.  $\text{XOR}_i(\mathbf{y})$  is the logical XOR or the parity of a randomly-sampled subset of variables from  $\mathbf{y}$ . In other words,  $\text{XOR}_i(\mathbf{y})$  is true if and only if an odd number of these randomly sampled variables in the subset are true.

---

**Algorithm 1:** XOR-Binary ( $f, \mathbf{x}_0, q$ )

---

```
1 Randomly sample  $\text{XOR}_1(\mathbf{y}), \dots, \text{XOR}_q(\mathbf{y})$ ;  
2 if  $f(\mathbf{x}_0, \mathbf{y}) \wedge \text{XOR}_1(\mathbf{y}) \wedge \dots \wedge \text{XOR}_q(\mathbf{y})$  is satisfiable then  
3 |   return True;  
4 else  
5 |   return False;  
6 end
```

---

Formula (1) is likely to be satisfiable if more than  $2^q$  different  $\mathbf{y}$  vectors render  $f(\mathbf{x}_0, \mathbf{y})$  true. Conversely, Formula (1) is likely to be unsatisfiable if  $f(\mathbf{x}_0, \mathbf{y})$  has less than  $2^q$  satisfying assignments. The significance of this fact is that it essentially transforms model counting (beyond NP) into satisfiability problems (within NP). An intuitive explanation of why this fact holds is that each satisfying assignment  $\mathbf{y}$  has 50% chance to satisfy a randomly sampled XOR constraint. In other words, each XOR constraint “filters out” half satisfying assignments. For example, the number of models satisfying  $f(\mathbf{x}_0, \mathbf{y}) \wedge \text{XOR}_1(\mathbf{y})$  is approximately half of that satisfying  $f(\mathbf{x}_0, \mathbf{y})$ . Continuing this chain of reasoning, if  $f(\mathbf{x}_0, \mathbf{y})$  has more than  $2^q$  solutions, there are still satisfying assignments left after adding  $q$  XOR constraints; hence formula (1) is likely satisfiable. The reverse direction can be reasoned similarly. The precise mathematical argument of the constant approximation is in Lemma 1.

**Lemma 1.** [49, 17, 78] *Given Boolean function  $f(\mathbf{x}_0, \mathbf{y})$  as defined above,*

- *If  $\sum_{\mathbf{y}} f(\mathbf{x}_0, \mathbf{y}) \geq 2^{q_0}$ , then for any  $q \leq q_0$ , with probability  $1 - \frac{2^c}{(2^c - 1)^2}$ , XOR-Binary ( $f, \mathbf{x}_0, q - c$ ) returns true.*
- *If  $\sum_{\mathbf{y}} f(\mathbf{x}_0, \mathbf{y}) \leq 2^{q_0}$ , then for any  $q \geq q_0$ , with probability  $1 - \frac{2^c}{(2^c - 1)^2}$ , XOR-Binary ( $w, \theta_0, q + c$ ) returns false.*

This idea of transforming model counting problems into SAT problems subject to randomized constraints is rooted in Leslie Valiant’s seminal work on unique SAT [48, 49] and has been developed by a rich line of work [50, 17, 18, 51, 52, 19, 20, 53]. This idea has recently gathered momentum thanks to the rapid progress in SAT solving [79, 16]. The contribution of this proposal extends the success of SAT solvers to problems with even higher complexity, namely,  $\text{NP}^{\text{PP}}$ -complete SMC problems.

### 3 Problem Formulation

Satisfiability Modulo Counting (SMC) is Satisfiability Modulo Theory (SMT) [54] with model counting as the background theory. A canonical definition of the SMC problem is to determine if there exists  $\mathbf{x} = (x_1, \dots, x_n) \in \mathcal{X} = \{0, 1\}^n$  and  $\mathbf{b} = (b_1, \dots, b_k) \in \{0, 1\}^k$  that satisfies the formula:

$$\phi(\mathbf{x}, \mathbf{b}), b_i \Leftrightarrow \left( \sum_{\mathbf{y}_i \in \mathcal{Y}_i} f_i(\mathbf{x}, \mathbf{y}_i) \geq 2^{q_i} \right), \forall i \in \{1, \dots, k\}. \quad (2)$$

Here each  $b_i$  is a Boolean predicate that is true if and only if the corresponding model count exceeds a threshold. Bold symbols (i.e.,  $\mathbf{x}$ ,  $\mathbf{y}_i$  and  $\mathbf{b}$ ) are vectors of Boolean variables.  $\phi, f_1, \dots, f_k$  are Boolean functions (i.e., their input is Boolean vectors, and their outputs are also Boolean). We use 0 to represent false

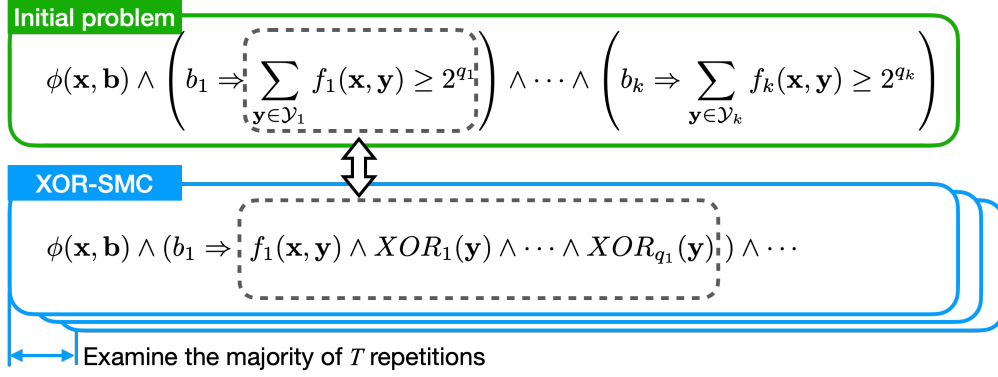


Figure 1: XOR-SMC (Algorithm 2) solves the intractable model counting with satisfiability problems subject to randomized XOR constraints and obtains constant approximation guarantees for SMC.

and 1 to represent true. Hence  $\sum f_i$  computes the number of satisfying assignments (model counts) of  $f_i$ . The directions of the inequalities do not matter much because one can always negate each  $f_i$ .

Our XOR-SMC algorithm obtains the constant approximation guarantee to the following slightly relaxed SMC problems. The problem  $\text{SMC}(\phi, f_1, \dots, f_k, q_1, \dots, q_k)$  finds a satisfying assignment  $(\mathbf{x}, \mathbf{b})$  for:

$$\phi(\mathbf{x}, \mathbf{b}) \wedge \left[ b_1 \Rightarrow \left( \sum_{\mathbf{y}_1 \in \mathcal{Y}_1} f_1(\mathbf{x}, \mathbf{y}_1) \geq 2^{q_1} \right) \right] \cdots \wedge \left[ b_k \Rightarrow \left( \sum_{\mathbf{y}_k \in \mathcal{Y}_k} f_k(\mathbf{x}, \mathbf{y}_k) \geq 2^{q_k} \right) \right]. \quad (3)$$

The only difference compared to the full-scale problem in Eq. (2) is the replacement of  $\Leftrightarrow$  with  $\Rightarrow$ . This change allows us to derive a concise constant approximation bound. We also mention that all the applied SMC problems considered in this paper can be formulated in this relaxed form.

## 4 The XOR-SMC Algorithm

The key motivation behind our proposed XOR-SMC algorithm is to notice that Algorithm 1 itself can be written as a Boolean formula due to the Cook-Levin reduction. When we embed this Boolean formula into Eq. (3), the Satisfiability-Modulo-Counting problem translates into a Satisfiability-Modulo-SAT problem, or equivalently, an SAT problem. This embedding also ensures a constant approximation guarantee (see Theorem 2).

To illustrate the high-level idea, let us consider replacing each  $\sum_{\mathbf{y}_i \in \mathcal{Y}_i} f_i(\mathbf{x}, \mathbf{y}_i) \geq 2^{q_i}$  in Eq. (3) with formula

$$f_i(\mathbf{x}, \mathbf{y}_i) \wedge \text{XOR}_1(\mathbf{y}_i) \wedge \dots \wedge \text{XOR}_{q_i}(\mathbf{y}_i). \quad (4)$$

We denote the previous equation (4) as  $\gamma(f_i, \mathbf{x}, q_i, \mathbf{y}_i)$ . This replacement results in the Boolean formula:

$$\phi(\mathbf{x}, \mathbf{b}) \wedge [b_1 \Rightarrow \gamma(f_1, \mathbf{x}, q_1, \mathbf{y}_1)] \wedge \dots \wedge [b_k \Rightarrow \gamma(f_k, \mathbf{x}, q_k, \mathbf{y}_k)]. \quad (5)$$

We argue that the satisfiability of formula (5) should be closely related to that of formula (3) due to the connection between model counting and satisfiability testing subject to randomized constraints (discussed in Section 2.3). To see this, Eq. (5) is satisfiable if and only if there exists  $(\mathbf{x}, \mathbf{b}, \mathbf{y}_1, \dots, \mathbf{y}_k)$  that render Eq. (5) true (notice  $\mathbf{y}_1, \dots, \mathbf{y}_k$  are also its variables). Suppose  $\text{SMC}(\phi, f_1, \dots, f_k, q_1 + c, \dots, q_k + c)$  is satisfiable

---

**Algorithm 2:** XOR-SMC ( $\phi, \{f_i\}_{i=1}^k, \{q_i\}_{i=1}^k, \eta, c$ )

---

```
1  $T \leftarrow \lceil \frac{(n+k) \ln 2 - \ln \eta}{\alpha(c, k)} \rceil;$ 
2 for  $t = 1$  to  $T$  do
3   for  $i = 1$  to  $k$  do
4      $\psi_i^{(t)} \leftarrow f_i(\mathbf{x}, \mathbf{y}_i^{(t)});$ 
5     for  $j = 1$  to  $q_i$  do
6        $\psi_i^{(t)} \leftarrow \psi_i^{(t)} \wedge \text{XOR}_j(\mathbf{y}_i^{(t)});$ 
7     end
8      $\psi_i^{(t)} \leftarrow \psi_i^{(t)} \vee \neg b_i;$ 
9   end
10   $\psi_t \leftarrow \psi_1^{(t)} \wedge \dots \wedge \psi_k^{(t)};$ 
11 end
12  $\phi^* \leftarrow \phi \wedge \text{Majority}(\psi_1, \dots, \psi_T);$ 
13 if there exists  $(\mathbf{x}, \mathbf{b}, \{\mathbf{y}_i^{(1)}\}_{i=1}^k, \dots, \{\mathbf{y}_i^{(T)}\}_{i=1}^k)$  that satisfies  $\phi^*$  then
14   return True;
15 else
16   return False;
17 end
```

---

(a.k.a., Eq. (3) is satisfiable when  $q_i$  is replaced with  $q_i + c$ ). Let  $(\mathbf{x}, \mathbf{b})$  be a satisfying assignment. For any  $b_i = 1$  (true) in  $\mathbf{b}$ , we must have  $\sum_{\mathbf{y}_i \in \mathcal{Y}_i} f_i(\mathbf{x}, \mathbf{y}_i) \geq 2^{q_i+c}$ . This implies with a good chance, there exists a  $\mathbf{y}_i$  that renders  $\gamma(f_i, \mathbf{x}, q_i, \mathbf{y}_i)$  true. This is due to the discussed connection between model counting and SAT solving subject to randomized constraints. Hence  $b_i \Rightarrow \gamma(f_i, \mathbf{x}, q_i, \mathbf{y}_i)$  is true. For any  $b_i = 0$  (false), the previous equation is true by default. Combining these two facts and  $\phi(\mathbf{x}, \mathbf{b})$  is true, we see Eq. (5) is true.

Conversely, suppose  $\text{SMC}(\phi, f_1, \dots, f_k, q_1 - c, \dots, q_k - c)$  is not satisfiable. This implies for every  $(\mathbf{x}, \mathbf{b})$ , either  $\phi(\mathbf{x}, \mathbf{b})$  is false, or there exists at least one  $j$  such that  $b_j$  is true, but  $\sum_{\mathbf{y}_j \in \mathcal{Y}_j} f_j(\mathbf{x}, \mathbf{y}_j) < 2^{q_j-c}$ . The first case implies Eq. (5) is false under the assignment. For the second case,  $\sum_{\mathbf{y}_j \in \mathcal{Y}_j} f_j(\mathbf{x}, \mathbf{y}_j) < 2^{q_j-c}$  implies with a good chance there is no  $\mathbf{y}_j$  to make  $\gamma(f_j, \mathbf{x}, q_j, \mathbf{y}_j)$  true. Combining these two facts, with a good chance Eq. (5) is not satisfiable.

In practice, to reduce the error probability the determination of the model count needs to rely on the majority satisfiability status of a series of equations (4) (instead of a single one). Hence we develop Algorithm 2, which is a little bit more complex than the high-level idea discussed above. The idea is still to **transform the highly intractable SMC problem into solving an SAT problem of its polynomial size**, while **ensuring a constant approximation guarantee**. Fig. 1 displays the encoding of Algorithm 2. We can see the core is still to replace the intractable model count with satisfiability problems subject to randomized constraints. We prove XOR-SMC has a constant approximation guarantee in Theorem 2. We leave the implementation of XOR-SMC in the Appendix B.

**Theorem 2.** *Let  $0 < \eta < 1$  and  $c \geq \log(k+1) + 1$ . Select  $T = \lceil ((n+k) \ln 2 - \ln \eta) / \alpha(c, k) \rceil$ , we have*

- *Suppose there exists  $\mathbf{x}_0 \in \{0, 1\}^n$  and  $\mathbf{b}_0 \in \{0, 1\}^k$ , such that  $\text{SMC}(\phi, f_1, \dots, f_k, q_1 + c, \dots, q_k + c)$  is*

true. In other words,

$$\phi(\mathbf{x}_0, \mathbf{b}_0) \wedge \left( \bigwedge_{i=1}^k \left( b_i \Rightarrow \sum_{\mathbf{y}_i} f_i(\mathbf{x}_0, \mathbf{y}_i) \geq 2^{q_i+c} \right) \right),$$

Then algorithm XOR-SMC  $(\phi, \{f_i\}_{i=1}^k, \{q_i\}_{i=1}^k, T)$  returns true with probability greater than  $1 - \eta$ .

• Contrarily, suppose  $\text{SMC}(\phi, f_1, \dots, f_k, q_1 - c, \dots, q_k - c)$  is not satisfiable. In other words, for all  $\mathbf{x} \in \{0, 1\}^n$  and  $\mathbf{b} \in \{0, 1\}^k$ ,

$$\neg \left( \phi(\mathbf{x}, \mathbf{b}) \wedge \left( \bigwedge_{i=1}^k \left( b_i \Rightarrow \sum_{\mathbf{y}_i} f_i(\mathbf{x}, \mathbf{y}_i) \geq 2^{q_i-c} \right) \right) \right),$$

then XOR-SMC  $(\phi, \{f_i\}_{i=1}^k, \{q_i\}_{i=1}^k, T)$  returns false with probability greater than  $1 - \eta$ .

*Proof. Claim 1:* Suppose there exists  $\mathbf{x}_0 = [x_1, \dots, x_n] \in \{0, 1\}^n$  and  $\mathbf{b}_0 = [b_1, \dots, b_k] \in \{0, 1\}^k$ , such that

$$\phi(\mathbf{x}_0, \mathbf{b}_0) \wedge \left( \bigwedge_{i=1}^k \left( b_i \Rightarrow \sum_{\mathbf{y}_i} f_i(\mathbf{x}_0, \mathbf{y}_i) \geq 2^{q_i+c} \right) \right) \quad (6)$$

holds true. Denote  $k_0$  as the number of non-zero bits in  $\mathbf{b}_0$ . Without losing generality, suppose those non-zero bits are the first  $k_0$  bits, i.e.,  $b_1 = b_2 = \dots = b_{k_0} = 1$  and  $b_i = 0, \forall i > k_0$ . Then Eq. 6 can be simplified to:

$$\phi(\mathbf{x}_0, \mathbf{b}_0) \wedge \left( \bigwedge_{i=1}^{k_0} \left( \sum_{\mathbf{y}_i} f_i(\mathbf{x}_0, \mathbf{y}_i) \geq 2^{q_i+c} \right) \right) \quad (7)$$

Consider the Boolean formula  $\psi_t$  defined in the XOR-SMC algorithm (choosing any  $t \in \{1, \dots, T\}$ ).  $\psi_t$  can be simplified by substituting the values of  $\mathbf{x}_0$  and  $\mathbf{b}_0$ . After simplification:

$$\begin{aligned} \psi_t = & \left( f_1(\mathbf{x}_0, \mathbf{y}_1^{(t)}) \wedge \text{XOR}_1(\mathbf{y}_1^{(t)}) \wedge \dots \wedge \text{XOR}_{q_1}(\mathbf{y}_1^{(t)}) \right) \wedge \dots \\ & \wedge \left( f_{k_0}(\mathbf{x}_0, \mathbf{y}_{k_0}^{(t)}) \wedge \text{XOR}_1(\mathbf{y}_{k_0}^{(t)}) \wedge \dots \wedge \text{XOR}_{q_{k_0}}(\mathbf{y}_{k_0}^{(t)}) \right) \end{aligned}$$

Denote  $\gamma_i = \left( f_i(\mathbf{x}_0, \mathbf{y}_i^{(t)}) \wedge \text{XOR}_1(\mathbf{y}_i^{(t)}) \wedge \dots \wedge \text{XOR}_{q_i}(\mathbf{y}_i^{(t)}) \right)$ . Observing that  $\sum_{\mathbf{y}_i} f_i(\mathbf{x}_0, \mathbf{y}_i) \geq 2^{q_i+c}, \forall i = 1, \dots, k_0$ , according to Lemma 1, with probability at least  $1 - \frac{2^c}{(2^c-1)^2}$ , there exists  $\mathbf{y}_i^{(t)}$ , such that  $(\mathbf{x}_0, \mathbf{y}_i^{(t)})$

renders  $\gamma_i$  true. The probability that  $\psi_t$  is true under  $(\mathbf{x}_0, \mathbf{b}_0, \mathbf{y}_1^{(t)}, \dots, \mathbf{y}_k^{(t)})$  is:

$$\begin{aligned}
& \mathbb{P}((\mathbf{x}_0, \mathbf{b}_0, \mathbf{y}_1^{(t)}, \dots, \mathbf{y}_k^{(t)}) \text{ renders } \psi_t \text{ true}) \\
&= \mathbb{P}\left(\bigwedge_{i=1}^{k_0} ((\mathbf{x}_0, \mathbf{y}_i^{(t)}) \text{ renders } \gamma_i \text{ false})\right) \\
&= 1 - \mathbb{P}\left(\bigvee_{i=1}^{k_0} ((\mathbf{x}_0, \mathbf{y}_i^{(t)}) \text{ renders } \gamma_i \text{ false})\right) \\
&\geq 1 - \sum_{i=1}^{k_0} \mathbb{P}((\mathbf{x}_0, \mathbf{y}_i^{(t)}) \text{ renders } \gamma_i \text{ false}) \\
&\geq 1 - \frac{k_0 2^c}{(2^c - 1)^2} \\
&\geq 1 - \frac{k 2^c}{(2^c - 1)^2}.
\end{aligned}$$

Define  $\Gamma_t$  as a binary indicator variable where

$$\Gamma_t = \begin{cases} 1 & \text{if } (\mathbf{x}_0, \mathbf{b}_0, \mathbf{y}_1^{(t)}, \dots, \mathbf{y}_k^{(t)}) \text{ renders } \psi_t \text{ true} \\ 0 & \text{otherwise} \end{cases}$$

Therefore  $\mathbb{P}(\Gamma_t = 0) \leq \frac{k 2^c}{(2^c - 1)^2}$ .  $\mathbb{P}(\Gamma_t = 0) < \frac{1}{2}$  when  $c \geq \log_2(k + 1) + 1$ . XOR-SMC returns true if the majority of  $\psi_t, t = 1, \dots, T$  are true; that is,  $\sum_t \Gamma_t \geq \frac{T}{2}$ . Let's define

$$\alpha(c, k) = D\left(\frac{1}{2} \parallel \frac{k 2^c}{(2^c - 1)^2}\right) = \frac{1}{2} \ln \frac{(2^c - 1)^2}{k 2^{c+1}} + \left(1 - \frac{1}{2}\right) \ln \frac{2(2^c - 1)^2}{(2^c - 1)^2 - k 2^{c+1}}$$

When  $c \geq \log_2(k + 1) + 1$ , observing that  $\alpha(c, k) > 0$ , we can apply the Chernoff-Hoeffding theorem to obtain:

$$\mathbb{P}\left(\sum_{t=1}^T \Gamma_t \geq \frac{T}{2}\right) = 1 - \mathbb{P}\left(\sum_{t=1}^T \Gamma_t < \frac{T}{2}\right) \geq 1 - e^{-\alpha(c, k)T}$$

For  $T \geq \lceil \frac{(n+k) \ln 2 - \ln \eta}{\alpha(c, k)} \rceil \geq \frac{-\ln \eta}{\alpha(c, k)}$ , it follows that  $e^{-\alpha(c, k)T} \leq \eta$ . Therefore, with a probability at least  $1 - \eta$ , we have  $\sum_t \Gamma_t \geq \frac{T}{2}$ . In this scenario, XOR-SMC  $(\phi, \{f_i\}_{i=1}^k, \{g_i\}_{i=1}^k, T)$  returns true as it discovers  $\mathbf{x}_0, \mathbf{b}_0, (\mathbf{y}_1^{(t)}, \dots, \mathbf{y}_k^{(t)})$ , for which the majority of Boolean formulae in  $\{\psi_t\}_{t=1}^T$  are true.

**Claim 2:** Suppose for all  $\mathbf{x} \in \{0, 1\}^n$  and  $\mathbf{b} \in \{0, 1\}^k$ ,

$$\neg \left( \phi(\mathbf{x}, \mathbf{b}) \wedge \left( \bigwedge_{i=1}^k \left( b_i \Rightarrow \sum_{\mathbf{y}_i} f_i(\mathbf{x}, \mathbf{y}_i) \geq 2^{q_i - c} \right) \right) \right)$$

Consider a fixed  $\mathbf{x}_1$  and  $\mathbf{b}_1$ , we show the previous condition with high probability renders most  $\psi_t$  false in Algorithm 2. We can prove that the probability is sufficiently low such that XOR-SMC will return false with a high probability after examining all  $\mathbf{x}$  and  $\mathbf{b}$ . The detailed proof is left to the Appendix A.  $\square$



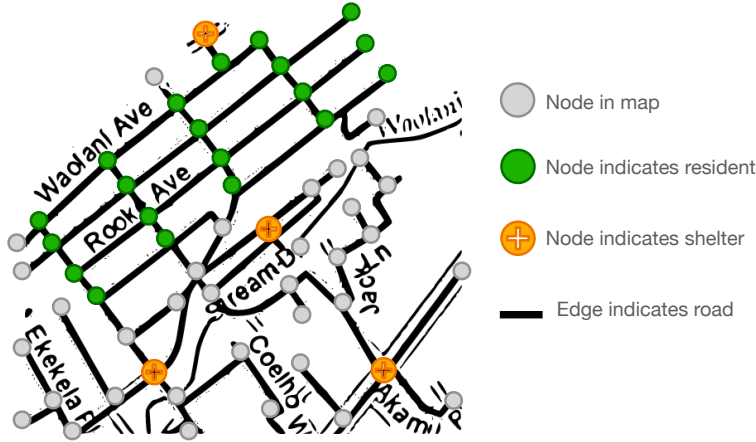


Figure 2: Example assignment of shelters that guarantee sufficient alternative paths from the resident areas, at Hawaii Island. Every orange dot corresponds to shelters and the green dot indicates a resident area.

## 5 Experiment: Locate Emergency Shelters

In this section, we show our XOR-SMC finds better shelter location assignments (more emergency vacate paths) than baseline approaches (in Fig. 3). It also needs less computational time (in Table 1).

### 5.1 Problem Formulation

Disasters such as hurricanes and floods continue to endanger millions of lives. Shelters are safe zones that protect residents from possible damage, and evacuation routes are the paths from resident zones toward shelter areas. To enable the timely evacuation of resident zones, picking a set of *shelter locations* with sufficient routing from resident areas should be considered. Given the unpredictability and chaos during natural disasters, it is crucial to guarantee multiple paths rather than a single path from residential areas to shelters. This ensures that even if one route is obstructed, residents have alternative paths to safety areas.

Current methods [80, 81] has considered finding those shelters locations that have at least one single path from a residential area and model the problem of finding an optimal assignment of shelters using Mixed Integer Programming (MIP) framework [82, 83]. However, those proposed methods cannot be generalized to solve the problem that requires sufficient alternative routes from each residential area to shelters, primarily because counting the number of paths is intractable. This complexity renders it nearly impossible to address directly through MIP, especially on large-scale problems. Our proposed XOR-SMC can identify shelter location assignments that ensure each residential area has a designated number of alternative paths with high probability.

Given a map  $G = (V, E)$  where nodes in  $V = \{v_1, \dots, v_N\}$  represents  $N$  areas and  $e = (v_i, v_j) \in E$  indicates a road from  $v_i$  to  $v_j$ .  $N$  and  $M$  denote the number of nodes and edges correspondingly. Given a subset of nodes  $R = \{v_{r_1}, \dots, v_{r_k}\} \subseteq V$  indicates the *residential areas*, the task is to choose at most  $m$  nodes as shelters from the rest nodes, such that the number of routes that can reach a shelter from each residential area is maximized. Fig. 2 gives an example with  $m = 4$  shelters and there are many roads connecting the resident area to those shelters.

**SMC Formulation.** We transform this optimization problem into a decision problem by binary searching the thresholds on the number of paths. The decision problem decides there are at least  $2^{q_r}$  paths connecting any

Table 1: XOR-SMC takes less empirical running time than baselines, for finding shelter location assignments over different graphs. Graph size is the number of nodes in the graph.

|                 | Graph Size   |              |              |
|-----------------|--------------|--------------|--------------|
|                 | $N = 121$    | $N = 183$    | $N = 388$    |
| XOR-SMC (ours)  | <b>0.04h</b> | <b>0.11h</b> | <b>0.16h</b> |
| Gibbs-LS        | 0.56h        | 0.66h        | 6.97h        |
| QuickSampler-LS | 0.31h        | 0.29h        | 0.62h        |
| Unigen-LS       | 0.08h        | 0.07h        | 0.42h        |

residential area with a shelter. The assigned shelters is represented by a vector  $\mathbf{b} = (b_1, \dots, b_n) \in \{0, 1\}^n$ , where  $b_i = 1$  implies node  $v_i$  is chosen as shelter. Let  $\phi(\mathbf{b}) = (\sum_{i=1}^n b_i) \leq m$  represent there are at most  $m$  shelters. Let  $f(v_r, v_s, E')$  be an indicator function that returns one if and only if the selected edges  $E'$  form a path from  $v_r$  to  $v_s$ . The whole formula is:

$$\phi(\mathbf{b}), b_i \Rightarrow \left( \sum_{v_s \in S, E' \subseteq E} f(v_r, v_s, E') \geq 2^{q_r} \right) \text{ for } 1 \leq i \leq n.$$

We leave the details implementation of  $f(v_r, v_s, E')$  in the Appendix C.1.

## 5.2 Empirical Experiment Analysis

**Experiment Setting.** We crawl the real-world dataset from the Hawaii Statewide GIS Program website. We extract the real Hawaii map with those major roads and manually label those resident areas on the map. We create problems of different scales by subtracting different sub-regions from the map. Fig. 2 is an example of a labeled dataset with possible shelter assignments. 3 major resident areas are picked as  $R$ , and set  $m = 5$ .

In terms of baselines, we consider the local search algorithm with shelter locations as the state and the number of paths between shelters and resident areas as the heuristic. Due to the intractability of path counting in our formulation, the heuristic is approximated by querying sampling oracles. 1) Gibbs sampling-based [84] Local Search (Gibbs-LS). 2) Uniform SAT sampler-based [85] Local Search (Unigen-LS). 3) Quick Sampler-based [86] Local Search (Quick-LS). Each baseline runs 5 times, and the best result is included.

For the evaluation metrics, 1) we consider the empirical running time when reaching an assignment that guarantees each resident area has at least  $2^4$  paths to a shelter, the result is shown in Table 1. 2) By gradually increasing the path count threshold  $q_r$ , we can find the best shelter location that guarantees the most number of paths. Given a time limit of 5 hours, we evaluate different algorithms as in Fig. 3.

**Result Analysis.** In terms of running time analysis, XOR-SMC takes less empirical running time than baselines for finding shelter location assignments over different graphs. Furthermore, we evaluate the quality of the identified shelter locations. Our XOR-SMC finds shelter locations that have a higher number of connecting paths than those found by baselines.

## 6 Experiment: Robust Supply Chain Design

In this section, we show our XOR-SMC resolves robust supply chain design problems against stochastic events. We show the solutions found by XOR-SMC outperform baselines and are near the optimal ones in real-world applications.

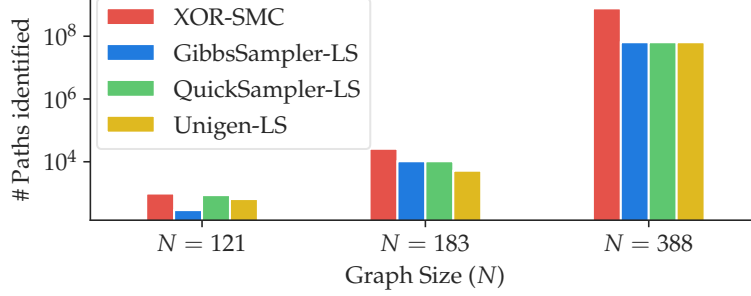


Figure 3: XOR-SMC finds better shelter locations with way more paths from the resident area to the chosen shelters than competing baselines, across different graphs.

## 6.1 Problem Formulation

Supply chain management finds its importance in logistics, operations research, and economics. The essence of supply chain management is to coordinate and integrate the flow of products, information, and finances across companies to enhance overall performance and maximize value to the consumer. Its importance is underscored by the increasing complexity of global business environments, where even minor inefficiencies can result in significant cost implications and jeopardize competitiveness.

Existing works in supply chain optimization often gravitate towards mathematical programming approaches. However, when delving into more complex scenarios involving stochastic events—such as uncertain demand or supply disruptions—the task becomes considerably more intricate. Specifically, formulating counting constraints, like guaranteeing a certain amount of supplies across multiple vendors under stochastic events, is notably intractable. These complexities necessitate innovative approaches that can capture the randomness and dynamism inherent in real-world supply chain systems without sacrificing optimality.

Suppose we have a supply chain of  $N$  suppliers, they form a supply-demand network  $(V, E)$  where each node  $v \in V$  represents a supplier and edges  $e \in E$  represent supply-to-demand trades. Each supplier  $v$  plays two roles: as a vendor to downstream suppliers, and as a buyer from upstream suppliers. There are  $M$  different kinds of products in the network. To guarantee substantial production, supplier  $v$  should order necessary raw materials from upstream suppliers in advance. The trade between vendor  $u$ , and buyer  $v$  costs  $f(u, v)$  for  $v$ . The capacity (amount of goods) of the trade between  $u$  and  $v$  is  $c(u, v)$ .  $v$  has total budget of  $B(v)$  to get all his materials ready. Due to unpredictable factors such as natural disasters, equipment failure and etc., the trade between  $u$  and  $v$  may fail. Denote  $\theta = (\theta_1, \dots, \theta_L) \in \{0, 1\}^L$  as the state of  $L$  different stochastic events, where  $\theta_l = 1$  indicates event  $l$  occurs. The task is to determine the optimal trading suppliers to maximize expected production, accounting for stochastic influences.

**SMC Formulation.** The optimization problem can be formulated as a decision problem similar to the previous section. The trading plan can be denoted as  $\{x_{s,v}\}_{s,v \in V}$ , where  $x_{s,v} = 1$  indicates  $v$  orders raw material from  $s$ . For every node  $v$ , the decision problem decides whether

$$\bigwedge_v \bigwedge_{d \in D(v)} \mathbb{E}_\theta \left( \sum_{s \in S(d)} c(s, v) I(x_{s,v}, \theta) \right) \geq 2^{q_{v,d}} \quad (8)$$

where  $D(v)$  denotes the set of materials required by  $v$ ,  $S(d)$  represents the set of suppliers that produce raw material  $d$ ,  $2^{q_{v,d}}$  is a threshold measuring the amount of product  $d$  can be acquired by  $v$ , and indicator function  $I(x_{s,v}, \theta)$  is evaluated to one if the random events do not affect the trade between  $s$  and  $v$ . Eq. (8)

Table 2: Expectation of the total bread production (unit: ton) from the supply network. XOR-SMC proposes the best bread production supply chain that achieves the maximum total productivity and is close to the best possible solutions.

|                | Supply Network Size |                |                |
|----------------|---------------------|----------------|----------------|
|                | 20 (Synth)          | 44 (Real)      | 100 (Synth)    |
| XOR-SMC (ours) | <b>947.61</b>       | <b>3467.82</b> | <b>4753.78</b> |
| Gibbs-CD       | 911.43              | 3217.70        | 4190.39        |
| BP-CD          | 917.66              | 3325.51        | 4374.66        |
| Best Possible  | 1055.22             | 4223.23        | 6046.48        |

also needs to be accompanied by a budget constraint per supplier. We leave the details of implementation in Appendix C.2.

## 6.2 Empirical Experiment Analysis

**Experiment Setting.** We evaluate our algorithm on the wheat supply chain network from [87]. A detailed introduction is shown in the appendix. Although the cost of trade, the capacity of transportation, raw material demand and etc. can be directly extracted, it lacks a model of stochastic events due to the limitation of their algorithm. We generated 10 stochastic events (see Appendix C.2) overall supply-demand edges that jointly determine the trading, which makes the expectation intractable by enumeration.

For the baseline, we used Gibbs-CD [88] and Belief Propagation with Contrastive Divergence (BP-CD) [89] as two alternative methods for estimating the maximum expected productivity for every node which corresponds to their trading strategy. As for the metric, the expected total productivity (tons of bread) of all markets is evaluated in Table 2. For a better comparison, two synthetic networks with sizes of 20 and 100, in which the parameters are generated with a Gaussian distribution fitted from the real-world data.

**Result Analysis.** The productivity of bread is used in the evaluation. XOR-SMC finds the most optimized supply chain network among all methods. It also produces solutions close to the best possible ones.

## 7 Conclusion

We presented XOR-SMC, an algorithm with polynomial approximation guarantees to solve the highly intractable Satisfiability Modulo Counting (SMC) problems. SMC fuses statistical inference and symbolic reasoning. Solving it presents unique challenges. Prior work on SMC solving offers no or loose guarantees and may find suboptimal solutions. XOR-SMC transforms the intractable SMC problem into satisfiability problems by replacing intricate model counting with SAT formulae subject to randomized XOR constraints. XOR-SMC also obtains constant approximation guarantees on the solutions obtained. SMC solvers offer useful tools for many real-world problems at the nexus of symbolic and statistical AI. Extensive experiments on SMC problems for social good demonstrate that XOR-SMC outperforms other approaches in solution quality and also runs efficiently.

## Acknowledgements

This research was supported by NSF grants IIS-1850243, CCF-1918327.

## References

- [1] Eugene C. Freuder and Barry O’Sullivan, editors. *AAAI-23 Constraint Programming and Machine Learning Bridge Program*, 2023.
- [2] Vaishak Belle, Michael Fisher, Xiaowei Huang, Masoumeh Mansouri, Albert Merono-Penuela, Srimaam Natarajan, and Efi Tsamoura, editors. *Neuro-symbolic AI for Agent and Multi-Agent Systems (NeSyMAS) Workshop at AAMAS-23*, 2023.
- [3] Asim Munawar, Jon Lenchner, Francesca Rossi, Lior Horesh, Alexander Gray, and Murray Campbell, editors. *IBM Neuro-Symbolic AI Workshop 2023 – Unifying Statistical and Symbolic AI*, 2023.
- [4] Xiaojian Wu, Daniel Sheldon, and Shlomo Zilberstein. Fast combinatorial algorithm for optimizing the spread of cascades. In *Proceedings of the 24th International Joint Conference on Artificial Intelligence (IJCAI)*, pages 2655–2661, 2015.
- [5] Bistra Dilkina and Carla P. Gomes. Solving connected subgraph problems in wildlife conservation. In *CPAIOR*, pages 102–116, 2010.
- [6] Eitan Israeli and R Kevin Wood. Shortest-path network interdiction. *Networks: An International Journal*, 40(2):97–111, 2002.
- [7] David Kempe, Jon Kleinberg, and Éva Tardos. Influential nodes in a diffusion model for social networks. In *Automata, languages and programming*, pages 1127–1138. Springer, 2005.
- [8] R. Almeida, Qinru Shi, Jonathan M. Gomes-Selman, Xiaojian Wu, Yexiang Xue, H. Angarita, N. Barros, B. Forsberg, R. García-Villacorta, S. Hamilton, J. Melack, M. Montoya, Guillaume Perez, S. Sethi, C. Gomes, and A. Flecker. Reducing greenhouse gas emissions of amazon hydropower with strategic dam planning. *Nature Communications*, 10, 2019.
- [9] Justin C. Williams and Stephanie A. Snyder. Restoring habitat corridors in fragmented landscapes using optimization and percolation models. *Environmental Modeling and Assessment*, 10(3):239–250, 2005.
- [10] John Conrad, Carla P. Gomes, Willem-Jan van Hoes, Ashish Sabharwal, and Jordan F. Suter. Wildlife corridors as a connected subgraph problem. *Journal of Environmental Economics and Management*, 63(1), 2012.
- [11] Daniel Sheldon, Bistra Dilkina, Adam Elmachtoub, Ryan Finseth, Ashish Sabharwal, Jon Conrad, Carla Gomes, David Shmoys, William Allen, Ole Amundsen, and William Vaughan. Maximizing the spread of cascades using network design. In *Proceedings of the 26th Conference on Uncertainty in Artificial Intelligence*, pages 517–526, 2010.
- [12] Xiaojian Wu, Daniel Sheldon, and Shlomo Zilberstein. Stochastic network design in bidirected trees. In *Advances in Neural Information Processing Systems*, pages 882–890, 2014.
- [13] James D. Park and Adnan Darwiche. Complexity results and approximation strategies for map explanations. *J. Artif. Int. Res.*, 2004.
- [14] Armin Biere, Marijn J. H. Heule, Hans van Maaren, and Toby Walsh, editors. *Handbook of Satisfiability*, volume 185 of *Frontiers in Artificial Intelligence and Applications*. IOS Press, February 2009. ISBN 978-1-58603-929-5.

- [15] Francesca Rossi, Peter van Beek, and Toby Walsh. *Handbook of Constraint Programming (Foundations of Artificial Intelligence)*. Elsevier Science Inc., New York, NY, USA, 2006. ISBN 0444527265.
- [16] A. Braunstein, M. Mézard, and R. Zecchina. Survey propagation: an algorithm for satisfiability. *Random Struct. Algorithms*, 27:201–226, 2005.
- [17] Carla P. Gomes, Ashish Sabharwal, and Bart Selman. Model counting: A new strategy for obtaining good bounds. In *Proceedings of the 21st National Conference on Artificial Intelligence*, 2006.
- [18] Stefano Ermon, Carla P. Gomes, Ashish Sabharwal, and Bart Selman. Taming the curse of dimensionality: Discrete integration by hashing and optimization. In *Proceedings of the 30th International Conference on Machine Learning, ICML*, 2013.
- [19] Dimitris Achlioptas and Panos Theodoropoulos. Probabilistic model counting with short xors. In *International Conference on Theory and Applications of Satisfiability Testing*, pages 3–19. Springer, 2017.
- [20] Supratik Chakraborty, Kuldeep S. Meel, and Moshe Y. Vardi. A scalable and nearly uniform generator of sat witnesses. In *Proceedings of the 25th International Conference on Computer Aided Verification*, 2013.
- [21] Doga Kisa, Guy Van den Broeck, Arthur Choi, and Adnan Darwiche. Probabilistic sentential decision diagrams. In *Proceedings of the 14th International Conference on Principles of Knowledge Representation and Reasoning (KR)*, 2014.
- [22] Qiang Cheng, Feng Chen, Jianwu Dong, Wenli Xu, and Alexander Ihler. Approximating the sum operation for marginal-map inference. In *Conf. on Artificial Intelligence (AAAI)*, pages 1882–1887. July 2012.
- [23] Vibhav Gogate and Rina Dechter. Importance sampling-based estimation over and/or search spaces for graphical models. *Artificial Intelligence*, 184-185:38 – 77, 2012.
- [24] David Belanger and Andrew McCallum. Structured prediction energy networks. In *International Conference on Machine Learning*, pages 983–992, 2016.
- [25] Max Welling and Yee Whye Teh. Approximate inference in boltzmann machines. *Artificial Intelligence*, 143(1):19–50, 2003.
- [26] Jonathan S Yedidia, William T Freeman, and Yair Weiss. Generalized belief propagation. In *Advances in neural information processing systems*, pages 689–695, 2001.
- [27] Martin J. Wainwright and Michael I. Jordan. Graphical models, exponential families, and variational inference. *Found. Trends Mach. Learn.*, 1(1-2):1–305, January 2008.
- [28] Fei Fang, Peter Stone, and Milind Tambe. When security games go green: Designing defender strategies to prevent poaching and illegal fishing. In *IJCAI*, 2015.
- [29] Vincent Conitzer and Tuomas Sandholm. Computing the optimal strategy to commit to. In *Proc. 7th ACM Conference on Electronic Commerce (EC)*, pages 82–90, 2006.

- [30] Daniel Sheldon, Bistra N. Dilkina, Adam N. Elmachtoub, Ryan Finseth, Ashish Sabharwal, Jon Conrad, Carla P. Gomes, David B. Shmoys, William Allen, Ole Amundsen, and William Vaughan. Maximizing the spread of cascades using network design. In *UAI*, 2010.
- [31] Radu Marinescu, Rina Dechter, and Alexander T. Ihler. AND/OR search for marginal MAP. In *Proceedings of the Thirtieth Conference on Uncertainty in Artificial Intelligence, UAI*, 2014.
- [32] Qiang Liu and Alexander T. Ihler. Variational algorithms for marginal MAP. *Journal of Machine Learning Research*, 14, 2013.
- [33] Denis Deratani Mauá and Cassio Polpo de Campos. Anytime marginal MAP inference. In *Proceedings of the 29th International Conference on Machine Learning, ICML*, 2012.
- [34] Jiarong Jiang, Piyush Rai, and Hal Daumé III. Message-passing for approximate MAP inference with latent variables. In *Advances in Neural Information Processing Systems 24*, 2011.
- [35] Junkyu Lee, Radu Marinescu, Rina Dechter, and Alexander T. Ihler. From exact to anytime solutions for marginal MAP. In *Proceedings of the Thirtieth AAAI Conference on Artificial Intelligence, AAAI*, 2016.
- [36] Wei Ping, Qiang Liu, and Alexander T. Ihler. Decomposition bounds for marginal MAP. In *Advances in Neural Information Processing Systems 28*, 2015.
- [37] Qiang Liu and Alexander Ihler. Belief propagation for structured decision making. In *Uncertainty in Artificial Intelligence (UAI)*, pages 523–532. AUAI Press, Corvallis, Oregon, August 2012.
- [38] Igor Kiselev and Pascal Poupart. Policy optimization by marginal-map probabilistic inference in generative models. In *Proceedings of the 2014 international conference on Autonomous agents and multi-agent systems*, pages 1611–1612. Citeseer, 2014.
- [39] YooJung Choi, Tal Friedman, and Guy Van den Broeck. Solving marginal map exactly by probabilistic circuit transformations. In *Proceedings of the 25th International Conference on Artificial Intelligence and Statistics (AISTATS)*, mar 2022.
- [40] Jun Mei, Yong Jiang, and Kewei Tu. Maximum A posteriori inference in sum-product networks. In *AAAI*, pages 1923–1930. AAAI Press, 2018.
- [41] Anton J. Kleywegt, Alexander Shapiro, and Tito Homem-de Mello. The sample average approximation method for stochastic discrete optimization. *SIAM Journal on Optimization*, 12:479–502, February 2002.
- [42] Alexander Shapiro. Monte carlo sampling methods. *Handbooks in operations research and management science*, 10:353–425, 2003.
- [43] Chaitanya Swamy and David B. Shmoys. Approximation algorithms for 2-stage stochastic optimization problems. In *FSTTCS 2006: Foundations of Software Technology and Theoretical Computer Science*, pages 5–19, 2006.
- [44] Martin Dyer and Leen Stougie. Computational complexity of stochastic programming problems. *Mathematical Programming*, 106(3):423–432, 2006.

- [45] Xiaojian Wu, Akshat Kumar, Daniel Sheldon, and Shlomo Zilberstein. Robust optimization for tree-structured stochastic network design. In *Proceedings of the 31st Conference on Artificial Intelligence*, 2017.
- [46] Shan Xue, Alan Fern, and Daniel Sheldon. Scheduling conservation designs for maximum flexibility via network cascade optimization. *J. Artif. Intell. Res. (JAIR)*, 2015.
- [47] Bram Verweij, Shabbir Ahmed, Anton J. Kleywegt, George Nemhauser, and Alexander Shapiro. The sample average approximation method applied to stochastic routing problems: A computational study. *Computational Optimization and Applications*, 24(2-3):289–333, 2003.
- [48] L. G. Valiant and V. V. Vazirani. Np is as easy as detecting unique solutions. *Theoretical Computer Science*, 47:85–93, 1986.
- [49] M.R. Jerrum, L.G. Valiant, and V.V. Vazirani. Random generation of combinatorial structures from a uniform distribution. *Theoretical Computer Science*, 43:169–188, 1986. ISSN 0304-3975.
- [50] Carla P Gomes, Ashish Sabharwal, and Bart Selman. Near-uniform sampling of combinatorial spaces using xor constraints. In *Advances in Neural Information Processing Systems*, 2007.
- [51] Stefano Ermon, Carla P. Gomes, Ashish Sabharwal, and Bart Selman. Embed and project: Discrete sampling with universal hashing. In *Advances in Neural Information Processing Systems (NIPS)*, 2013.
- [52] Jonathan Kuck, Tri Dao, Shengjia Zhao, Burak Bartan, Ashish Sabharwal, and Stefano Ermon. Adaptive hashing for model counting. In *Conference on Uncertainty in Artificial Intelligence*, 2019.
- [53] Supratik Chakraborty, Daniel J. Fremont, Kuldeep S. Meel, Sanjit A. Seshia, and Moshe Y. Vardi. Distribution-aware sampling and weighted model counting for sat. In *AAAI*, 2014.
- [54] Clark Barrett, Roberto Sebastiani, Sanjit Seshia, and Cesare Tinelli. *Satisfiability Modulo Theories*, chapter 26, pages 825–885. 2009.
- [55] Leonardo De Moura and Nikolaj Bjørner. Z3: An efficient smt solver. In *International conference on Tools and Algorithms for the Construction and Analysis of Systems*, pages 337–340. Springer, 2008.
- [56] Nikolaj Bjørner, Leonardo de Moura, Lev Nachmanson, and Christoph M Wintersteiger. Programming z3. *Engineering Trustworthy Software Systems: 4th International School, SETSS 2018, Chongqing, China, April 7–12, 2018, Tutorial Lectures 4*, pages 148–201, 2019.
- [57] Haniel Barbosa, Clark Barrett, Martin Brain, Gereon Kremer, Hanna Lachnitt, Makai Mann, Abdalrhman Mohamed, Mudathir Mohamed, Aina Niemetz, Andres Nötzli, et al. cvc5: A versatile and industrial-strength smt solver. In *International Conference on Tools and Algorithms for the Construction and Analysis of Systems*, pages 415–442. Springer, 2022.
- [58] John Feser, Sam Madden, Nan Tang, and Armando Solar-Lezama. Deductive optimization of relational data storage. *Proceedings of the ACM on Programming Languages*, 4(OOPSLA):1–30, 2020.
- [59] Hari Govind VK, Sharon Shoham, and Arie Gurfinkel. Solving constrained horn clauses modulo algebraic data types and recursive functions. *Proc. ACM Program. Lang.*, 6(POPL):1–29, 2022.



- [60] Leonardo De Moura and Nikolaj Bjørner. Efficient e-matching for smt solvers. In *Automated Deduction—CADE-21: 21st International Conference on Automated Deduction Bremen, Germany, July 17-20, 2007 Proceedings 21*, pages 183–198. Springer, 2007.
- [61] Mark Chavira and Adnan Darwiche. On probabilistic inference by weighted model counting. *Artificial Intelligence*, 172(6-7):772–799, 2008.
- [62] Yexiang Xue, Zhiyuan Li, Stefano Ermon, Carla P. Gomes, and Bart Selman. Solving marginal map problems with np oracles and parity constraints. In *Proceedings of the 29th Annual Conference on Neural Information Processing Systems (NIPS)*, 2016.
- [63] Adnan Darwiche and Pierre Marquis. A knowledge compilation map. *J. Artif. Int. Res.*, 2002.
- [64] Arthur Choi, Doga Kisa, and Adnan Darwiche. Compiling probabilistic graphical models using sentential decision diagrams. In *Proceedings of the 12th European Conference on Symbolic and Quantitative Approaches to Reasoning with Uncertainty (ECSQARU)*, 2013.
- [65] Yexiang Xue, Arthur Choi, and Adnan Darwiche. Basing decisions on sentences in decision diagrams. In *Proceedings of the Twenty-Sixth AAAI Conference on Artificial Intelligence (AAAI)*, 2012.
- [66] Martin J. Wainwright, Tommi S. Jaakkola, and Alan S. Willsky. Tree-reweighted belief propagation algorithms and approximate ML estimation by pseudo-moment matching. In *Proceedings of the Ninth International Workshop on Artificial Intelligence and Statistics*, 2003.
- [67] David Sontag, Talya Meltzer, Amir Globerson, Tommi Jaakkola, and Yair Weiss. Tightening lp relaxations for map using message passing. In *UAI*, pages 503–510, 2008.
- [68] T. Hazan and A. Shashua. Norm-product belief propagation: Primal-dual message-passing for approximate inference. *Information Theory, IEEE Transactions on*, 56(12):6294–6316, Dec 2010. ISSN 0018-9448. doi: 10.1109/TIT.2010.2079014.
- [69] Natalia Flerova, Er Ihtler, Rina Dechter, and Lars Otten. Mini-bucket elimination with moment matching. In *In NIPS Workshop DISCML*, 2011.
- [70] Vibhav Gogate and Rina Dechter. Samplesearch: A scheme that searches for consistent samples. In *Artificial Intelligence and Statistics*, pages 147–154. PMLR, 2007.
- [71] Mark Jerrum and Alistair Sinclair. The markov chain monte carlo method: an approach to approximate counting and integration. *Approximation algorithms for NP-hard problems*, pages 482–520, 1996.
- [72] N.N. Madras. *Lectures on Monte Carlo Methods*. American Mathematical Society, 2002. ISBN 0821829785.
- [73] George Papandreou and Alan L Yuille. Gaussian sampling by local perturbations. In *Advances in Neural Information Processing Systems 23*, pages 1858–1866. 2010.
- [74] Tamir Hazan and Tommi S. Jaakkola. On the partition function and random maximum a-posteriori perturbations. In *Proceedings of the 29th International Conference on Machine Learning, ICML, 2012*.

- [75] Matej Balog, Nilesch Tripuraneni, Zoubin Ghahramani, and Adrian Weller. Lost relatives of the gumbel trick. In *Proceedings of the 34th International Conference on Machine Learning, ICML*, pages 371–379, 2017.
- [76] George Papandreou and Alan L Yuille. Perturb-and-map random fields: Using discrete optimization to learn and sample from energy models. In *2011 International Conference on Computer Vision*, pages 193–200. IEEE, 2011.
- [77] Eric Jang, Shixiang Gu, and Ben Poole. Categorical reparameterization with gumbel-softmax. In *ICLR (Poster)*. OpenReview.net, 2017.
- [78] Stefano Ermon, Carla Gomes, Ashish Sabharwal, and Bart Selman. Taming the curse of dimensionality: Discrete integration by hashing and optimization. In *International Conference on Machine Learning*, pages 334–342. PMLR, 2013.
- [79] E. Maneva, Elchanan Mossel, and M. Wainwright. A new look at survey propagation and its generalizations. *ArXiv*, cs.CC/0409012, 2005.
- [80] Vedat Bayram and Hande Yaman. Shelter location and evacuation route assignment under uncertainty: A benders decomposition approach. *Transportation science*, 52(2):416–436, 2018.
- [81] A Esposito Amideo, Maria Paola Scaparra, and Kathy Kotiadis. Optimising shelter location and evacuation routing operations: The critical issues. *European Journal of Operational Research*, 279(2): 279–295, 2019.
- [82] Bian Liang, Dapeng Yang, Xinghong Qin, and Teresa Tinta. A risk-averse shelter location and evacuation routing assignment problem in an uncertain environment. *International journal of environmental research and public health*, 16(20):4007, 2019.
- [83] Sweetly Hansuwa, Usha Mohan, and Viswanath Kumar Ganesan. Scenario-based stochastic shelter location-allocation problem with vulnerabilities for disaster relief network design. *European Journal of Industrial Engineering*, 16(5):507–530, 2022.
- [84] Stuart Geman and Donald Geman. Stochastic relaxation, gibbs distributions, and the bayesian restoration of images. *IEEE Trans. Pattern Anal. Mach. Intell.*, 6(6):721–741, 1984.
- [85] Mate Soos, Stephan Gocht, and Kuldeep S. Meel. Tinted, detached, and lazy cnf-xor solving and its applications to counting and sampling. In *Proceedings of International Conference on Computer-Aided Verification (CAV)*, 7 2020.
- [86] Rafael Dutra, Kevin Laeuffer, Jonathan Bachrach, and Koushik Sen. Efficient sampling of sat solutions for testing. In *Proceedings of the 40th international conference on software engineering*, pages 549–559, 2018.
- [87] Shiva Zokaee, Armin Jabbarzadeh, Behnam Fahimnia, and Seyed Jafar Sadjadi. Robust supply chain network design: an optimization model with real world application. *Annals of Operations Research*, 257:15–44, 2017.
- [88] Miguel A Carreira-Perpinan and Geoffrey E Hinton. On contrastive divergence learning. In *Aistats*, volume 10, pages 33–40. Citeseer, 2005.

- [89] Ding Fan and Xue Yexiang. Contrastive divergence learning with chained belief propagation. In *International Conference on Probabilistic Graphical Models*, pages 161–172. PMLR, 2020.
- [90] Mark Jerrum, Alistair Sinclair, and Eric Vigoda. A polynomial-time approximation algorithm for the permanent of a matrix with nonnegative entries. *Journal of the ACM (JACM)*, 51(4):671–697, 2004.
- [91] Yexiang Xue, Zhiyuan Li, Stefano Ermon, Carla P Gomes, and Bart Selman. Solving marginal map problems with np oracles and parity constraints. *Advances in Neural Information Processing Systems*, 29, 2016.

## A Proofs of Theorem 2

### A.1 Proof of Claim 2

Suppose for all  $\mathbf{x} \in \{0, 1\}^n$  and  $\mathbf{b} \in \{0, 1\}^k$ , there is

$$\begin{aligned} & \neg \left( \phi(\mathbf{x}, \mathbf{b}) \wedge \left( \bigwedge_{i=1}^k \left( b_i \Rightarrow \sum_{y_i} f_i(\mathbf{x}, y_i) \geq 2^{q_i-c} \right) \right) \right) \\ & \Rightarrow \neg \phi(\mathbf{x}, \mathbf{b}) \vee \left( \bigvee_{i=1}^k \left( b_i \wedge \sum_{y_i} f_i(\mathbf{x}, y_i) \leq 2^{q_i-c} \right) \right). \end{aligned}$$

Consider a fixed  $\mathbf{x}_1$  and  $\mathbf{b}_1$ , we will examine the probability of not returning true when discovering  $(\mathbf{x}_1, \mathbf{b}_1)$ .

If  $\neg \phi(\mathbf{x}_1, \mathbf{b}_1)$  holds true, then the probability of XOR-SMC  $(\phi, \{f_i\}_{i=1}^k, \{g_i\}_{i=1}^k, T)$  not returning true for discovering  $(\mathbf{x}_1, \mathbf{b}_1)$  is one.

Otherwise, when  $\bigvee_{i=1}^k \left( b_i \wedge \sum_{y_i} f_i(\mathbf{x}_1, y_i) \leq 2^{q_i-c} \right)$  is true, i.e.,

$$\exists i, \text{ s.t. } b_i \wedge \sum_{y_i} f_i(\mathbf{x}_1, y_i) \leq 2^{q_i-c}. \quad (9)$$

Let's select any  $t = 1, \dots, T$ . The Boolean formula  $\psi_t$  can be simplified by substituting the values of  $\mathbf{x}_1$  and  $\mathbf{b}_1$ :

$$\begin{aligned} \psi_t &= \left( f_1(\mathbf{x}_1, y_1^{(t)}) \wedge \text{XOR}_1(y_1^{(t)}) \wedge \dots \wedge \text{XOR}_{q_1}(y_1^{(t)}) \right) \wedge \dots \\ & \wedge \left( f_{k_1}(\mathbf{x}_1, y_{k_1}^{(t)}) \wedge \text{XOR}_1(y_{k_1}^{(t)}) \wedge \dots \wedge \text{XOR}_{q_{k_1}}(y_{k_1}^{(t)}) \right) \end{aligned}$$

where  $k_1$  is the number of digits that are non-zero in  $\mathbf{b}_1$ , and  $1 \leq k_1 \leq k$ .

According to Eq. (9), we define

$$\gamma_i = \left( f_i(\mathbf{x}_1, y_i^{(t)}) \wedge \text{XOR}_1(y_i^{(t)}) \wedge \dots \wedge \text{XOR}_{q_i}(y_i^{(t)}) \right)$$

where  $\sum_{y_i^{(t)}} f_i(\mathbf{x}_1, y_i^{(t)}) \leq 2^{q_i-c}$ . Then according to Lemma 1, with probability at least  $1 - \frac{2^c}{(2^c-1)^2}$ ,  $(\mathbf{x}_1, y_i^{(t)})$  renders  $\gamma_i$  false for all  $y_i^{(t)}$ .

Then the probability of  $\psi_t$  being false under all  $(\mathbf{x}_1, \mathbf{b}_1, y_1^{(t)}, \dots, y_{k_1}^{(t)})$  is

$$\begin{aligned} & \mathbb{P}((\mathbf{x}_1, \mathbf{b}_1, y_1^{(t)}, \dots, y_{k_1}^{(t)}) \text{ renders } \psi_t \text{ false for all } \{y_i^{(t)}\}_{i=1}^k) \\ &= \mathbb{P} \left( \bigvee_{i=1}^{k_1} (\mathbf{x}_1, y_i^{(t)}) \text{ renders } \gamma_i \text{ false for all } y_i^{(t)} \right) \\ &\geq \mathbb{P}((\mathbf{x}_1, y_i^{(t)}) \text{ renders } \gamma_i \text{ false for all } y_i^{(t)}) \\ &\geq 1 - \frac{2^c}{(2^c-1)^2} \end{aligned}$$

Define  $\Gamma_t$  as a binary indicator variable where

$$\Gamma_t = \begin{cases} 0 & \text{if all } (\mathbf{x}_1, \mathbf{b}_1, y_1^{(t)}, \dots, y_k^{(t)}) \text{ renders } \psi_t \text{ false} \\ 1 & \text{otherwise} \end{cases}$$

Upon discovering  $\mathbf{x}_1, \mathbf{b}_1$ , XOR-SMC won't return true if the majority of  $\psi_t, t = 1, \dots, T$  are false under  $(\mathbf{x}_1, \mathbf{b}_1, y_1^{(t)}, \dots, y_k^{(t)})$  for all  $\{y_i^{(t)}\}_{i=1}^k$ , that is,  $\sum_{t=1}^T \Gamma_t \leq \frac{T}{2}$ . By Chernoff–Hoeffding theorem,

$$\mathbb{P}\left(\sum_{t=1}^T \Gamma_t \leq \frac{T}{2}\right) = 1 - \mathbb{P}\left(\sum_{t=1}^T \Gamma_t > \frac{T}{2}\right) \geq 1 - e^{-\alpha(c,1)T}$$

For  $T \geq \frac{(n+k) \ln 2 - \ln \eta}{\alpha(c,1)}$ , it follows that  $e^{-\alpha(c,1)T} \leq \frac{\eta}{2^{n+k}}$ . In this case, with a probability at least  $1 - \frac{\eta}{2^{n+k}}$ , XOR-SMC won't return true upon discovering  $\mathbf{x}_1$  and  $\mathbf{b}_1$ .

Noted that XOR-SMC returns false only if it won't return true upon discovering any  $(\mathbf{x}_1, \mathbf{b}_1)$ . Therefore, we can write

$$\begin{aligned} & \mathbb{P}(\text{XOR-SMC returns false}) \\ &= \mathbb{P}(\forall \mathbf{x}, \mathbf{b}, \text{XOR-SMC won't return true upon } (\mathbf{x}, \mathbf{b})) \\ &= 1 - \mathbb{P}(\exists \mathbf{x}_1, \mathbf{b}_1, \text{XOR-SMC returns true upon } (\mathbf{x}_1, \mathbf{b}_1)) \\ &\geq 1 - \sum_{\mathbf{x}_1, \mathbf{b}_1} \mathbb{P}(\text{XOR-SMC returns true upon } (\mathbf{x}_1, \mathbf{b}_1)) \\ &\geq 1 - \frac{\eta}{2^{n+k}} 2^{n+k} \\ &= 1 - \eta. \end{aligned}$$

## A.2 Proof of Theorem 2

Combining both Claim 1 and 2, we can choose the value  $T = \frac{(n+k) \ln 2 - \ln \eta}{\alpha(c,k)}$  such that  $T \geq \max\left\{\frac{-\ln \eta}{\alpha(c,k)}, \frac{(n+k) \ln 2 - \ln \eta}{\alpha(c,1)}\right\}$ . This completes the proof.

## B Implementation of XOR-SMC

Our code is attached to the supplementary material. It contains 1) the implementation of our XOR-SMC method 2) the list of datasets, and 3) the implementation of several baseline algorithms.

We use CPLEX solver<sup>1</sup> version 22.1.1 as the NP oracle. We use Python package boolexpr<sup>2</sup> to process those parts involve logic operations “ $\vee, \wedge, \neg$ ”.

### B.1 Computational Pipeline of XOR-SMC

**Preprocessing** The preprocessing step converts the problem into a standard form as specified in Eq. (3):

$$\phi(\mathbf{x}, \mathbf{b}) \wedge \left[ b_1 \Rightarrow \left( \sum_{\mathbf{y}_1 \in \mathcal{Y}_1} f_1(\mathbf{x}, \mathbf{y}_1) \geq 2^{q_1} \right) \right] \cdots \wedge \left[ b_k \Rightarrow \left( \sum_{\mathbf{y}_k \in \mathcal{Y}_k} f_k(\mathbf{x}, \mathbf{y}_k) \geq 2^{q_k} \right) \right].$$

The crucial aspects are to guarantee

- $\forall i, \mathcal{Y}_i$  should be properly encoded such that  $\mathcal{Y}_i \subseteq \{0, 1\}^{d_i}$ . (See example in Shelter Location Assignment.)
- $\forall i, f_i : \mathcal{X} \times \mathcal{Y}_i \rightarrow \{0, 1\}$  must be a binary-output function. (See example in Robust Supply Chain Design.)

**Formulate  $f$  into a Boolean Formula** A binary-output function  $f_i$  can be formulated into a Boolean formula where  $\mathbf{x}$  and  $\mathbf{y}_i$  are seen as boolean variables and  $f_i(\mathbf{x}, \mathbf{y}_i) = 1$  iff. the boolean formula is satisfiable at  $(\mathbf{x}, \mathbf{y}_i)$ .

Although it seems straightforward to use SAT solvers, we found it more efficient to transform the SAT into an equivalent Constraint Programming (CP) problem and query the CPLEX solver after comparison. Due to the interchangeability of CP and SAT, we will keep using the SAT formulation for the following discussion.

**Add XOR Constraints** Then we need to add random XOR constraints to the Boolean formula. As an example, an XOR constraint for  $\mathbf{y} \in \{0, 1\}^d$  is

$$\text{XOR}(\mathbf{y}) = y_2 \oplus y_3 \oplus y_d \oplus 1$$

In this  $\text{XOR}(\mathbf{y})$ , each literal  $y_j, j = 1, \dots, d$ , and the extra 1 in the end (adding an extra 1 can be seen as negating all literals) has 1/2 chance of appearance. Following this manner, we will sample multiple XOR constraints for each  $\mathbf{y}_i$ . The number of XOR constraints for  $\mathbf{y}_i$  is determined by the logarithm of the corresponding threshold  $\log_2(2^{q_i}) = q_i$ .

After sampling all XOR constraints, we will have a boolean formula:

$$\begin{aligned} & (b_1 \Rightarrow f_1(\mathbf{x}, \mathbf{y}_1) \wedge \text{XOR}_1(\mathbf{y}_1) \wedge \dots \wedge \text{XOR}_{q_1}(\mathbf{y}_1)) \wedge \\ & (b_2 \Rightarrow f_2(\mathbf{x}, \mathbf{y}_2) \wedge \text{XOR}_2(\mathbf{y}_2) \wedge \dots \wedge \text{XOR}_{q_2}(\mathbf{y}_2)) \wedge \\ & \dots \end{aligned} \tag{10}$$

<sup>1</sup><https://www.ibm.com/products/ilog-cplex-optimization-studio/cplex-optimizer>

<sup>2</sup><http://www.boolexpr.org/index.html>

**Repeat and Examine the Majority** Since all XOR constraints are sampled uniformly, the chance of Eq. (10) being satisfiable when Eq. (3) holds true may not be significant. Therefore we can enhance the probability by repeating experiments  $T$  times and checking whether the majority is satisfiable.

## C Experiment Settings

All experiments run on a high-end server with two Sky Lake CPUs @ 2.60GHz, 24 Core, 96 GB RAM.

### C.1 Shelter Location Assignment

As discussed in the main text, the essential decision problem decides there are at least  $2^{q_r}$  paths connecting any residential area with a shelter. The assigned shelters is represented by a vector  $\mathbf{b} = (b_1, \dots, b_n) \in \{0, 1\}^n$ , where  $b_i = 1$  implies node  $v_i$  is chosen as shelter. Let  $\phi(\mathbf{b}) = (\sum_{i=1}^n b_i) \leq m$  represent there are at most  $m$  shelters. Let  $I(v_r, v_s, E')$  be an indicator function that returns one if and only if the selected edges  $E'$  form a path from  $v_r$  to  $v_s$ . The whole formula is:

$$\phi(\mathbf{b}), b_i \Rightarrow \left( \sum_{v_s \in S, E' \subseteq E} I(v_r, v_s, E') \geq 2^{q_r} \right) \text{ for } 1 \leq i \leq n.$$

**Path Encoding** The path indicator function  $I(\cdot)$  is implemented as follows. Any path between 2 nodes can be mapped to a unique flow where the flow along the path is 1 and others are 0. And one such unit integer flow can be represented by

$$\mathbf{f} \in \{(f_{e_1}, f_{e_2}, \dots, f_{e_M}) \mid f_{e_i} \in \{0, 1\}, \text{ for } 1 \leq i \leq M\},$$

where  $f_{e_i} = 1$  if and only if the amount of flow on edge  $e_i$  is 1. Then we can encode every path on the map using  $\mathbf{f}$ . Then we can use a flow indicator function instead in the implementation, where

$$I(v_r, v_s, \mathbf{f}) = \begin{cases} 1 & \mathbf{f} \text{ represents a path from } v_r \text{ to shelter } v_s, \\ 0 & \text{otherwise.} \end{cases}$$

Then  $I(\cdot)$  can be implemented by encoding flow constraints.

**Shelter Location Encoding** The set of nodes with shelters  $S$  can be further encoded by a binary vector

$$\mathbf{x}_S = (x_1, \dots, x_N) \in \{0, 1\}^N,$$

where  $x_i = 1$  represents a shelter built on node  $v_i$ , i.e.,  $v_i \in S$ . For example,

$$\mathbf{x}_S = (1, 1, 1, \underbrace{0, \dots, 0}_{\text{all 0}}) \tag{11}$$

implies we place only 3 shelters on node  $v_1, v_2$ , and  $v_3$ .

Therefore, the shelter location problem can be formulated into an SMC:

$$\left( \sum_{i=1}^N x_i \leq m \right) \wedge \bigwedge_{v_r \in R} \left( \sum_{v_s \in S} \sum_{\mathbf{f}} I(v_r, v_s, \mathbf{f}) \geq 2^{q_r} \right) \tag{12}$$

If problem (12) holds true for some  $S$ , then the shelter assignment plan meets the safety requirement. Thus in XOR-SMC, we are actually solving an SAT problem:

$$\left( \sum_{i=1}^N x_i \leq m \right) \wedge \bigwedge_{v_r} \underbrace{(I(v_r, v_s, \mathbf{f}) \wedge \text{XOR}_1(\mathbf{f}, \mathbf{x}_S) \wedge \cdots \wedge \text{XOR}_{q_r}(\mathbf{f}, \mathbf{x}_S))}_{\text{repeat } T \text{ times and check the satisfiability of the majority}}$$

where we determine whether there is such a  $\mathbf{f}$  and  $\mathbf{x}_S$  renders the boolean formula above true.

**Dataset** The dataset is from Shelters at Hawaii<sup>3</sup>. The case study for this assignment is from Hawaii and involves Mauna Loa volcano. This map offers an analysis of the most practical locations for emergency shelters for displaced people within 15 minutes of their original locations. Relationships between population, emergency shelters, and high-risk lava flow zones on the islands are analyzed.

According to different choices of sub-regions, we extract 3 maps with 121, 186, and 388 nodes representing 3 difficulty levels. Those maps are included in the code repository.

**Evaluation Metric** Suppose we find a shelter assignment  $S = \{v_{s_1}, \dots, v_{s_m}\}$  for residential areas  $R = \{v_{r_1}, \dots, v_{r_p}\}$ .

The quality of the assignment is evaluated by the total paths from the resident areas to the chosen shelters, which is computed as:

$$\#\text{Path}(R, S) = \sum_{v_r \in R} \sum_{v_s \in S} \text{Number of paths from } v_r \text{ to } v_s$$

**Choice of Baseline** For baseline methods, shelter locations are found by local search algorithms defined as Alg. 3, where we search for  $m$  best shelter locations. Function  $\text{randomNode}(V)$  represents initializing the starting search location randomly from nodes  $V$ , and  $\text{getNeighbors}(v)$  enumerates all neighbor nodes of  $v$ . The heuristic function  $h$  is defined as

$$h(R, S) = \sum_{v_r \in R} \sum_{v_s \in S} \text{Approx. number of paths from } v_r \text{ to } v_s$$

Due to the high computational cost of path counting, we instead use the approximated number of paths as the heuristic suggesting the quality of a shelter location. The equivalence of approximated counting and sampling has been widely studied [90], so we implemented the approximated counter by querying different sampling oracles including Gibbs Sampler, Unigen Sampler<sup>4</sup>, Quick sampler<sup>5</sup>, etc.

**Hyper Parameters** For all experiments, residential nodes are picked at node  $v_{r_1} = 0$ ,  $v_{r_2} = 10$ ,  $v_{r_3} = 20$ . The maximum number of shelters is  $m = 5$ . Parameter  $T$  (for repeat experiments) is set to be 2, which empirically works well.

Table 1 shows the run time of finding a shelter assignment with a fixed threshold, all results are generated when setting  $2^{q_{r_1}} = 2^{q_{r_2}} = 2^{q_{r_3}} = 2^4$ .

Due to the sensitivity of local search to the search state initialization. We initialize the starting point randomly and repeat 5 times. Only those best are picked for comparison.

<sup>3</sup><https://iu.maps.arcgis.com/apps/Styler/index.html?appid=477fae419a014a3ba7c95cdbc39fd946>

<sup>4</sup><https://github.com/meelgroup/unigen>

<sup>5</sup><https://github.com/RafaelTupynamba/quicksampler>



---

**Algorithm 3:** Local-Search( $G = (V, E)$ ,  $R = \{v_{r_1}, \dots, v_{r_p}\}$ ,  $m$ )

---

```

1  $S \leftarrow \{\}$ ;
2 for  $i = 1$  to  $m$  do
3    $v_{curr} \leftarrow \text{randomNode}(V)$ ;
4    $score_{curr} \leftarrow h(R, \{v_{curr}\})$ ;
5   while True do
6      $neighbors \leftarrow \text{getNeighbors}(v_{curr})$ ;
7      $hasImproved \leftarrow \text{False}$ ;
8     for  $v_{neigh}$  in  $neighbors$  do
9        $score_{neigh} \leftarrow h(R, \{v_{neigh}\})$ ;
10      if  $score_{neigh} > score_{curr}$  then
11         $v_{curr} \leftarrow v_{neigh}$ ;
12         $score_{curr} \leftarrow score_{neigh}$ ;
13         $hasImproved \leftarrow \text{True}$ ;
14        break;
15      end
16    end
17    if not  $hasImproved$  then
18       $S \leftarrow S \cup \{v_{curr}\}$ ;
19      break;
20    end
21  end
22 end
23 return  $S$ ;

```

---

## C.2 Robust Supply Chain Design

As discussed in the main text Eq. (8), the core decision problem is defined as

$$\bigwedge_v \bigwedge_{d \in D(v)} \mathbb{E}_\theta \left( \sum_{s \in S(d)} c(s, v) I(x_{s,v}, \theta) \right) \geq 2^{q_{v,d}}$$

where  $\{x_{s,v}\}_{s,v \in V}$  is the trading plan,  $D(v)$  denotes the set of materials required by  $v$ ,  $S(d)$  represents the set of suppliers that produce raw material  $d$ ,  $2^{q_{v,d}}$  is a threshold measuring the amount of product  $d$  can be acquired by  $v$ , and indicator function  $I(x_{s,v}, \theta)$  is evaluated to one if the random events do not affect the trade between  $s$  and  $v$ .

$$I(x_{s,v}, \theta) = \begin{cases} 1 & x_{s,v} = 1 \text{ and } \theta \text{ doesn't break the trade,} \\ 0 & \text{otherwise.} \end{cases}$$

Besides, it also needs to be accompanied by a budget constraint per supplier.

$$\bigwedge_v \left( \sum_s f(s, v) x_{s,v} \leq B(v) \right) \quad (13)$$

Integrating (13) results in the SMC formulation gives a final form in Equation 3.

Discretization The expectation in Eq. (8) can be expanded as

$$E \left[ \sum_{s \in \mathcal{S}(d)} c(s; v) I(x_{s;v}; \theta) \right] = \sum_{s \in \mathcal{S}(d)} P(\theta) c(s; v) I(x_{s;v}; \theta)$$

However, as required by Theorem 2, the counted term should be a binary output function, so we need to discretize  $P(\theta) c(s; v)$  by introducing a discretization scheme borrowed from [91].

Generally, for any weighted function  $w(x) : \{0, 1\}^n \rightarrow \mathbb{R}^+$ , define the following embedding

$$S(w; l) = \{ (x; y) \mid \exists i \in \{1, \dots, l\}; \frac{w(x)}{M} \in \left[ \frac{2^{i-1}}{2^l}, \frac{2^i}{2^l} \right) \mid y_i = 0 \}$$

where  $M = \max_x w(x)$ .

Lemma 3 ([91]). Let  $w_i^0(x; y)$  be an indicator variable which is 1 if and only if  $(x; y)$  is in  $S(w; l)$ , i.e.,  $w_i^0(x; y) = 1_{(x; y) \in S(w; l)}$ , we claim that,

$$\sum_x w(x) = \sum_{(x; y)} \frac{M}{2^l} w_i^0(x; y) = \sum_x w(x) + M 2^{n-l}$$

Lemma 3 provides a discretization method that can transform a general weighted function into a sum of binary function. Applying this discretization method to  $P(\theta)$  and  $c(s; v)$  results in a standard SMC form as required.

Dataset We evaluate our algorithm on the wheat supply chain network from [67], the structure of the supply chain is shown in Fig. 4. For a better comparison, two synthetic networks with sizes of 20 and 100, in which the parameters are generated with a Gaussian distribution fitted from the real-world data. The detailed Statistics of synthetic datasets for the supply network is collected in Table 3.

Table 3: Statistics of synthetic datasets for the supply network.

|             | #Wheat suppliers | #Flour factories | #Bread factories | #Markets | Total nodes in graph |
|-------------|------------------|------------------|------------------|----------|----------------------|
| 20 (Synth)  | 5                | 5                | 5                | 5        | 20                   |
| 44 (Real)   | 9                | 7                | 9                | 19       | 44                   |
| 100 (Synth) | 25               | 25               | 25               | 25       | 100                  |

Evaluation Metric The trading plan is evaluated by the total expected "productivity" of markets, which is equivalent to measuring the expected amount of raw material flows to all markets. Formally defined by,

$$E \left[ \sum_{v_m} \sum_{v_b} c(v_b; v_m) I(x_{v_b; v_m}; \theta) \right] = \sum_{v_m} \sum_{v_b} P(\theta) c(v_b; v_m) I(x_{v_b; v_m}; \theta)$$

where  $v_m$  represents a market node and  $v_b$  represents a bread factory node.

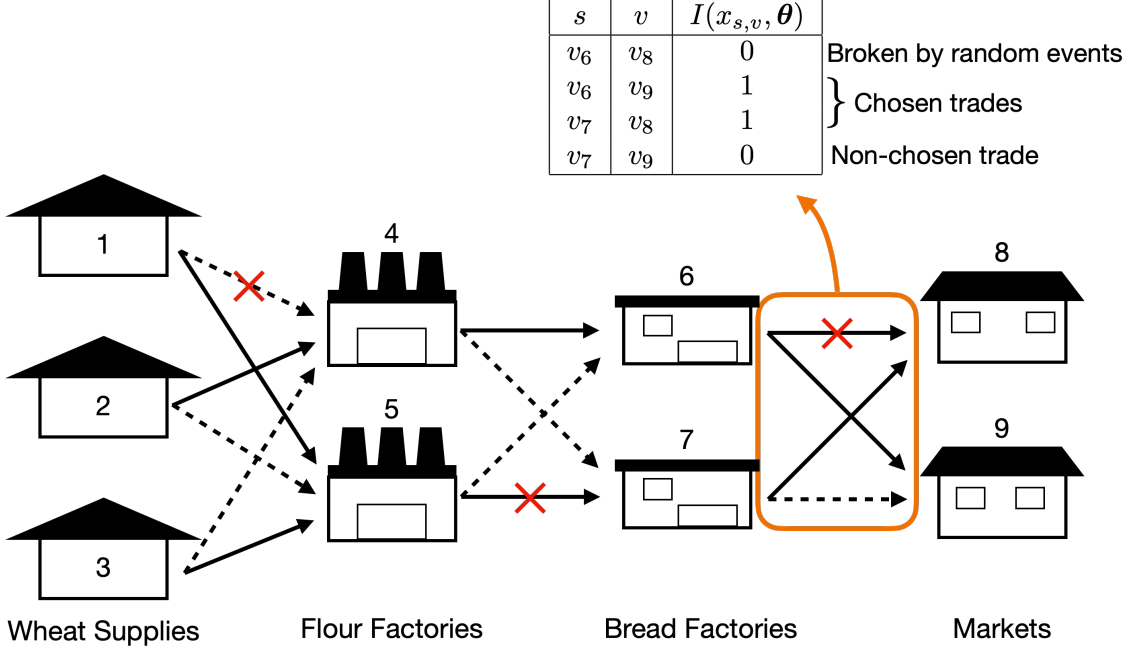


Figure 4: Example of the wheat-to-bread supply chain network proposed by [87]. The example includes 3 wheat suppliers, 2 flour factories, 2 bread factories, and 2 markets. A black solid arrow from  $i$  to  $j$  indicates a trade between them ( $x_{i,j} = 1$  in the trading plan), and a dashed arrow from  $p$  to  $q$  represents an unchosen trade ( $x_{p,q} = 0$ ). Each edge also incorporates a cost  $f$  and capacity  $c$  which are not shown in the figure. The red cross indicates the edge is destroyed due to stochastic events (with a probability specified by  $\mathbb{P}(\theta)$ ).

**Choice of Baseline** Baseline methods estimate the maximum expectation using Contrastive Divergence Learning methods from samples. As shown in Table 2, we used Gibbs-CD [88] and Belief Propagation with Contrastive Divergence (BP-CD) [89] as two alternative methods for estimating the maximum expected productivity.

**Hyper Parameters** Parameter  $T$  (for repeat experiments) is set to be 2, which is sufficient to show superior performance over baselines.

Both probability  $P(\theta)$  and capacity functions  $c(\cdot)$  are discretized into 4 bits, i.e., set  $l = 4$  in Lemma 3.

We consider 10 stochastic events on all trading edges in the network and all events are assumed independent, i.e.,  $\theta = (\theta_1, \dots, \theta_{10})$  and  $\mathbb{P}(\theta) = \mathbb{P}(\theta_1)\mathbb{P}(\theta_2) \cdots \mathbb{P}(\theta_{10})$ .

The detailed network parameter configurations including stochastic event definition are specified in the code repository.