

Front dynamics in the Harper model

Gergő Roósz¹

(Dated: ¹Wigner Research Center for Physics, Budapest June 16, 2023)

The front dynamics in the Harper (or Aubry-André) model (which has a localization transition) is investigated using two different settings, particle number front where the system is at zero temperature, and initially the particle numbers differ on the two sides, and temperature front where the two sides have different temperature initially. The two differently prepared half systems are connected suddenly, and the following dynamics is investigated. In the extended phase the dynamics is ballistic, similarly to the dynamics of a pure system. At the critical point one find a power-law time dependence of the particle number and the entanglement entropy of the zero temperature setting. In the localized phases, the observables oscillates around an average value, which is independent of the system size. The particle number front shapes has been investigated at zero temperature setting, in the extended phase they scale together with exactly as in the homogeneous XX chain, however at the critical point the scaling relation contains a power ($t^{0.55}$) of the time. The mutual information between neighbouring intervals at the front has been calculated, and it is promotional with the logarithm of the interval length and also with the logarithm of the time in the extended phase and at the critical point. The prefactors of the time and size dependence are equal for the zero temperature process, however differ for the finite temperature front.

I investigate front dynamics in the Aubry-André model. The Aubry-Andre (or Harper) Hamiltonian is [1, 3]

$$H = -\frac{1}{2} \sum_{l=1}^{L-1} c_l^\dagger c_{l+1} + c_{l+1}^\dagger c_l + h \sum_{l=1}^L \cos(2\pi\kappa l) c_l^\dagger c_l \quad (1)$$

Here L is the number of sites, $\kappa = \frac{1+\sqrt{5}}{2}$ is the golden mean and c_l, c_l^\dagger are fermion annihilation and creation operators with the usual anticommutation relations $\{c_l, c_m^\dagger\} = \delta_{l,m}$, $\{c_l^\dagger, c_m^\dagger\} = \{c_l, c_m\} = 0$. The golden ratio $(1 + \sqrt{5})/2$ is irrational, so the model is aperiodic. The h (real) parameter is the strength of the inhomogeneity. The eigenstates of the model are extended (delocalized) for $h < 1$ and localised for $h > 1$ [1]. The model with h and $1/h$ are connected with a duality transformation [1, 75].

In the last two decade various studies investigated front dynamics. In this paper two kinds of protocol are used, zero temperature front (with different initial particle numbers), and finite temperature front (with different initial temperatures).

I divide the system to two halves A and B , where A contains the first $[L/2]$ sites (where $[\]$ is the lower integer part) and B contains the rest of the system. The two halves are not connected for $t < 0$ and prepared in states with different physical parameters. At $t = 0$ the two halves of the system are connected, and a non-trivial time evolution starts.

For the zero temperature protocol the particle number is different at $t = 0$ in the two halves of the system, the A subsystem is empty, and the B subsystem is half filled.

In this case the system at $t = 0$ is in a pure state $|\psi_0\rangle$, and the dynamics is given by the Schrödinger equation $i\frac{\partial}{\partial t}|\psi(t)\rangle = H|\psi(t)\rangle$

For the finite temperature protocol, at $t = 0$ the A subsystem is at thermal equilibrium at T_A temperature, and

the B subsystem is at thermal equilibrium at $T_B \neq T_A$ temperature, and the two halves are not connected. We connect A and B at $t = 0$, and the dynamics for $t > 0$ is governed by the Hamiltonian e.q. (14). In our model the couplings to the heat reservoirs which has created the initial thermal equilibrium (at two different temperatures) of the two halves are not present, and the dynamics is given by the Schrödinger equation. This corresponds (in experiments) to short time scales compared to the thermal equilibration timescale.

In this second protocol the left/right subsystems are prepared in the

$$\rho_A = \frac{1}{Z_A} \exp[-\beta_A H_A] \quad (2)$$

$$\rho_B = \frac{1}{Z_B} \exp[-\beta_B H_B] \quad (3)$$

states, and the whole system is prepared in the

$$\rho = \rho_A \otimes \rho_B \quad (4)$$

state. For $t > 0$ the dynamics is given by the $i\frac{\partial}{\partial t}\rho(t) = [H, \rho]$ equation. Technically, I follow the time evolution of the operators in the Heisenberg picture, so the dynamics of the two protocol is common, only the initial state differs.

I investigate (for both protocols) the time evolution of the particle numbers in the two sectors (N_A, N_B), the energy of the two halves (E_A, E_B) and for the zero temperature protocol the entanglement entropy of the two halves, and for the finite temperature protocol the mutual information between the two halves. For the zero temperature protocol I also investigate the finite size scaling of the mutual information in the dynamical steady state [42]. This means, the mutual information is calculated between two intervals (of length l) at the boarder between the two subsystems for interval lengths shorter than the half system size for a given time $t > 0$. In this setting

one interval is from the $L/2 - l$ th site to the $L/2$ th site, and the other interval is from the $L/2 + 1$ th site to the $L/2 + l$ th site.

Let's take a closer look of the aforementioned quantities. The particle numbers are defined as the expectation values of the particle number operators

$$\hat{N}_A = \sum_{l \in A} c_l^\dagger c_l \quad (5)$$

$$\hat{N}_B = \sum_{l \in B} c_l^\dagger c_l \quad (6)$$

and $N_A = \langle \hat{N}_A \rangle$ and $N_B = \langle \hat{N}_B \rangle$. The energies of the two part are similarly defined as $E_A = \langle H_A \rangle + \text{excp. coupling}$ and $E_B = \langle H_B \rangle$. In this case I include the expectation value of the coupling between A and B (which was zero for $t < 0$) in E_A .

To define the mutual information and the entanglement entropy [8], one define the reduced density matrices of the A and B subsystems. The density matrix of the whole system is $\rho(t)$, this include the special case of the pure state $|\psi(t)\rangle$ as a projector $\rho_{\text{pure}}(t) = |\psi(t)\rangle\langle\psi(t)|$. The reduced density matrices are

$$\rho_A = \text{Tr}_B \rho \quad (7)$$

$$\rho_B = \text{Tr}_A \rho \quad (8)$$

Now, one define tree entropies, the entropy of the whole system, and the entropies of the reduced density matrices.

$$S = -\text{Tr} \rho \ln \rho \quad (9)$$

$$S_A = -\text{Tr}_A \rho_A \ln \rho_A \quad (10)$$

$$S_B = -\text{Tr}_B \rho_B \ln \rho_B \quad (11)$$

for pure states $S = 0$ and $S_A = S_B$. In this case later quantity is the entanglement entropy

$$S_{\text{entanglement}} = S_A = S_B. \quad (12)$$

For non-pure states the entropies of the two reduced density matrices are different ($S_A \neq S_B$). In this case, one can quantify the total correlations between the two subsystem using the mutual information which is defined as follows [9]

$$I = S_A + S_B - S. \quad (13)$$

After defining the model and the goals of this paper, i give a short overview about the literature of quantum front dynamics.

In the first studies about dynamical steady states [10, 11] the authors not considered time dependent processes, but created non-equilibrium steady state by adding current generating terms to the Hamiltonian. The current carrying ground states has significantly different correlations than the ground state of the original Hamiltonian.

In the front dynamics, the topic of the present study, dynamically steady states also occur at the region where the two systems has been connected. From analytical results about the XX chain [12–15] one learn, that the disturbed region (the front) broadens with time, and its shape varies. In infinite system the front broadens without limit, in a finite system the front is reflected from the ends. For example, the magnetization in the XX chain when the starting state is a magnetic kink, evolves according to a simple scaling function $m(n, t) = \Phi(n/t)$ (n is the place coordinate, t is the time). This means the ballistic broadening of the front. A later study [16] investigated the XX chain after connecting two half-infinite segments with different temperature (I call it here temperature-front). They investigated the mutual information between two neighbouring interval, bought interval inside the front region, when the steady state already built up. It has been found, that the mutual information grows with the log of the interval size $I \sim \ln l$, and (between the two half infinite chain) with the log of the time $I \sim \ln t$, in addition the two prefactor equals. There are a series of exact results about the details of the XX front dynamics, the statistic of particle numbers at the front has been calculated [17], there are analytical results about the magnetization profile scaling in external magnetic field [18], the spin current fluctuations has been obtained [19], the entanglement Hamiltonian has been obtained using bosonization [20]. In the transverse Ising, and in the XY model [14, 21–28], the general scaling of the front is similar to the front of the XX model, with several minor differences.

Several studies has investigated the XXZ chain [29–39]. From the series of interesting results about the XXZ chain I would like to highlights, that although the dynamics is ballistic (like in XX or Ising chains) for the most initial states, there are special initial states with sub-diffusive behaviour [32], and a region has been found, where the transport stops [39].

To talk about methods, one can follow directly the time evolution defined by the Schrödinger equation. This can be done by a canonical transformation [40] after a Jordan-Wigner transformation [41] in the XX and XY and Ising chain, and using other analytical solutions in the harmonic chain [42], or the Sine-Gordon [43] model. When analytical solution is not know, one may approximate the original model with a solvable one, (in one dimension it is often a Luttinger liquid approximation obtained by bosonization [20, 31, 33, 36]) or follow the time evolution with a numerical method, such as time evolving block decimation [34, 35] or time dependent DMRG [37, 39].

On the other hand, one may concentrate on the physical impact of local disturbances rather than strictly following the unitary dynamics. Local disturbances in one dimensional quantum systems create an effect, which spreads according to a light-cone. This physical observation led to the invention of the quasi-classical description of the dynamics of one-dimensional non-interacting quan-

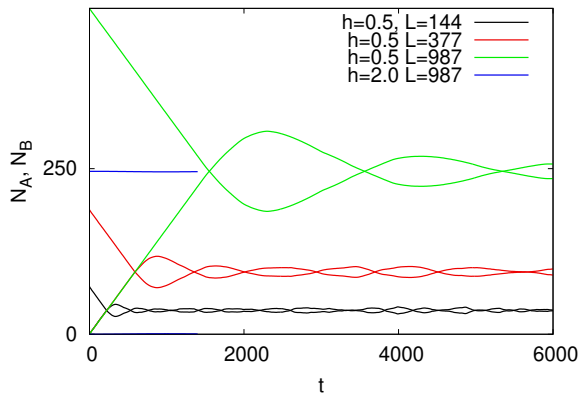


FIG. 1. Typical behaviour of the particle numbers of the two subsystems at the zero temperature protocol. The colours denote the different quench parameters (h and L). The particle numbers N_A and N_B from the same process are denoted by the same line type, one grows initially, and its pair decrease initially.

tum systems, first applied to the description to global quenches [44–47]. This method, and its generalization to Bethe ansatz integrable systems has been successfully applied to the front dynamics, [59–73] Depending on the model, precise approximations or even exact results has been obtained using semi-classical dynamics and generalized hydrodynamics.

For non-interacting aperiodic and disordered models, numerical results for global sudden quenches has been qualitatively interpreted assuming that signals spread with anomalous diffusion (aperiodic systems) or with logarithm of the time (in disordered systems) [74–76].

For the Harper model authors of [48] investigated the dynamics of the spectrum of the entanglement Hamiltonian of the Aubry-Andre model, and their results presented in Fig (6)/c agrees with my results presented later in Fig 7. However, they focused on the entanglement spectrum, and here i investigate the entanglement entropy, particle number, (and for temperature quench not considered by the previous study) also the mutual information.

I. MODEL

In this section properties of the Aubry-Andre model are described, including static properties at the phase transition, entanglement in equilibrium and following quenches, and experimental realizations are also discussed.

$$H = -\frac{1}{2} \sum_{l=1}^{L-1} c_l^\dagger c_{l+1} + c_{l+1}^\dagger c_l + h \sum_{l=1}^L \cos(2\pi\kappa l) c_l^\dagger c_l \quad (14)$$

The localization length for $h > 1$ is given by [1, 2]

$$h_{loc} = \frac{1}{\ln h} \quad (15)$$

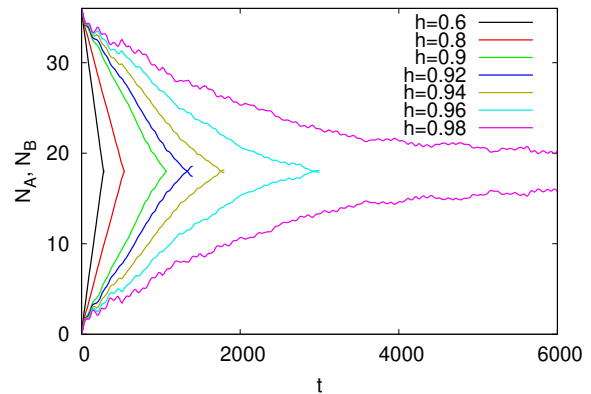


FIG. 2. Particle numbers of the two halves at different after quench h fields, for the same system size $L = 144$, zero temperature protocol. For oscillating parts of the curves are not shown, just the first crossing points.

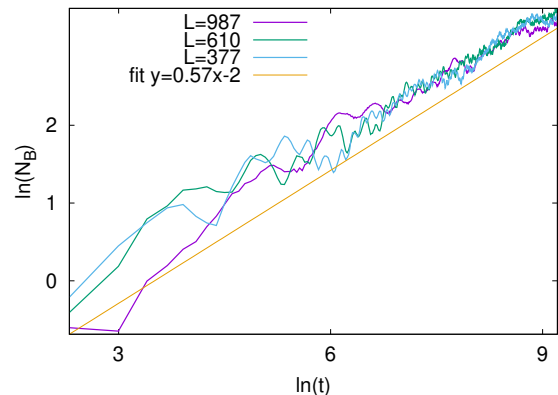


FIG. 3. Variation of the particle number (in the initially empty half) at a critical quench ($h = 1$) for various system sizes, for the zero temperature protocol. The straight line is a fit .

The system is self dual to the critical point: Fourier transform maps the H operator with h to a similar operator with $1/h$ [1–3, 5]. The localization transition occurs for every irrational κ , the localization length (E.q. (15)), and the self duality are also not sensitive to κ , until κ is irrational [4]. However, the details of the transition are sensitive to the κ value. It has been shown with renormalization group studies [6] and numerical calculations [7], that the z critical exponent depends on κ .

The spectrum is continuous in the extended phase, fractal at the critical point, and pure point spectra in the localised phase [53]. The one-particle eigenstates are multifractals at the critical point [51, 52]. In the ground state at half filling [49] the entanglement entropy of an interval of length l scales as

$$S = 0.33 \ln l \quad (16)$$

so the scaling is identical with the homogeneous XX chain ($c_{\text{eff}} = 1$). At the critical point of the system the effective

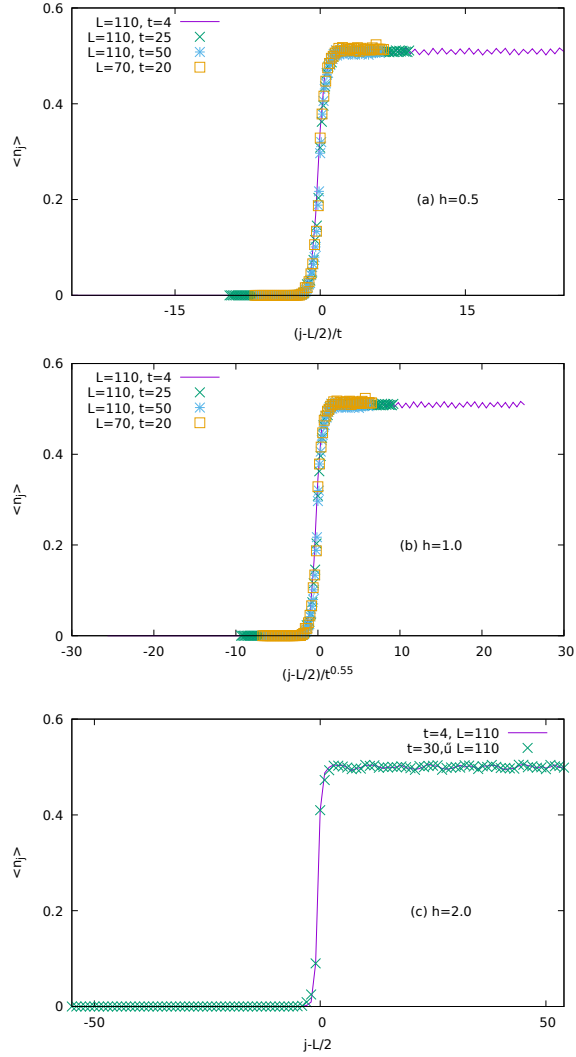


FIG. 4. Shape of the particle number front. The expectation value of the particle number n_j at position j in the extended phase (a), the critical point (b) and the localized phase (c), as the function of $(j - L/2)/t^\alpha$ for various times and for $L = 50, 70, 1110$

central charge changes [49]

$$S = 0.21 \ln l, \quad (17)$$

this corresponds to $c_{\text{eff}} \approx 0.78$ In the localized phase the entanglement entropy saturates to a constant value in the $L \rightarrow \infty, l \rightarrow \infty, l/L = \text{const.}$ limit. This entropy depends on the localization length as

$$S_{\text{sat}} \sim \frac{c_{\text{eff}}}{3} \ln(l_{\text{loc}}). \quad (18)$$

The scaling of the mutual information bounds corresponds to the same effective central charges [49].

There are gaps in the spectrum of the Aubry-Andre model, bought in the extended phase and in the critical points [1] [50]. If one choose the chemical potential

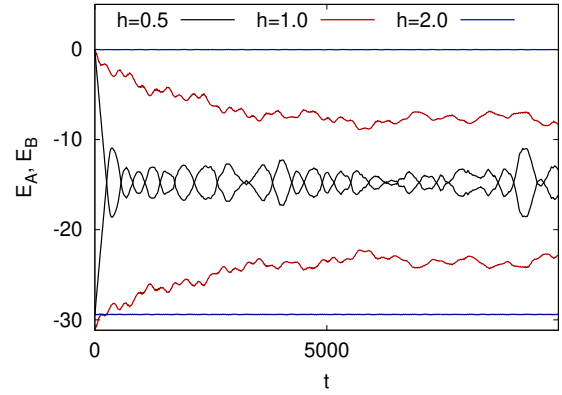


FIG. 5. Energy of A and B subsystems after quenches at zero temperature in the extended phase ($h = 0.5$), at the critical point ($h = 1.0$), and in the localized phase ($h = 2.0$) ($L = 144$)

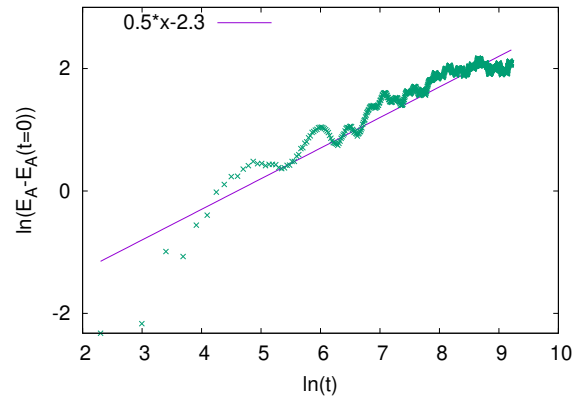


FIG. 6. Logarithm of energy change of subsystem A after quenches at zero temperature in the extended phase ($h = 0.5$), at the critical point ($h = 1.0$), as the function of the logarithm of the time. ($L = 144$)

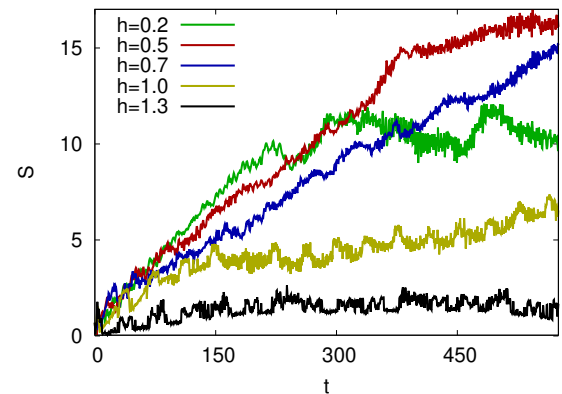


FIG. 7. Entanglement entropy after zero temperature quench. Without averaging for the phase. $L = 288$

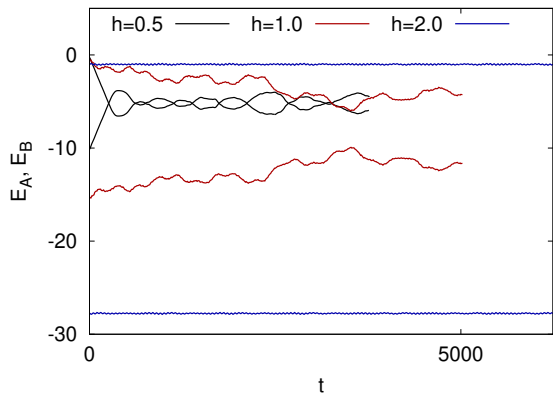


FIG. 8. Energy after finite temperature quench. $L = 144$, initial temperatures are $T_A = 1$ and $T_B = 10$.

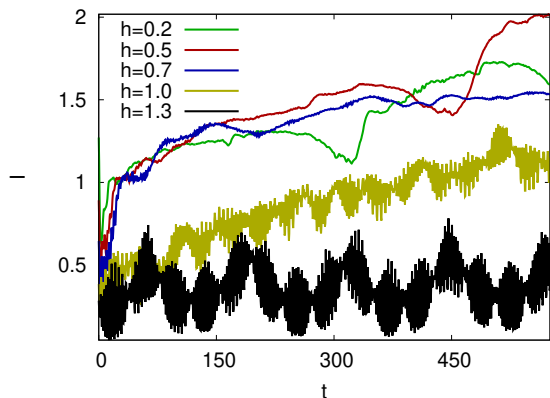


FIG. 9. Mutual information after finite temperature quench, without averaging for the phase. $L = 144$, initial temperatures are $T_A = 0.5$ and $T_B = 2$.

(Fermi surface) at the location of one of these gaps, the system become non-critical (gapped), and the entanglement entropy follows the area law, which in one dimension means it remains constant [50]. In the present work, zero chemical potential has been used during the time evolution.

After a quantum quench (sudden change of h) the dynamics depends mainly on the after-quench Hamiltonian [5]. If the after quench Hamiltonian is in the extended phase the dynamics resembles to the dynamics of a homogeneous XX chain, and the entanglement entropy grows linearly in time $S \sim t$ [5]. At the critical point, the entanglement entropy grows with a power function of the time $S \sim t^\sigma$, and in the localized phase it remains bounded.

The model has been realized in optical lattice with cold atoms [54–57] and step-like initial condition of occupation number has also realized in cold atom experiments [58], so our zero temperature particle number protocol might be possible to realize in these experiments.

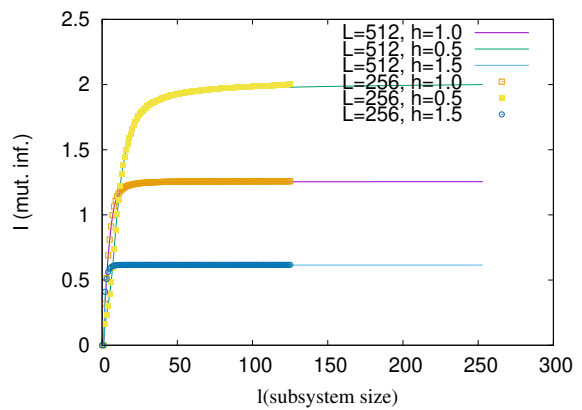


FIG. 10. Mutual information after the zero temperature quench as the function of the subsystem size, at a given time $t = 20$.

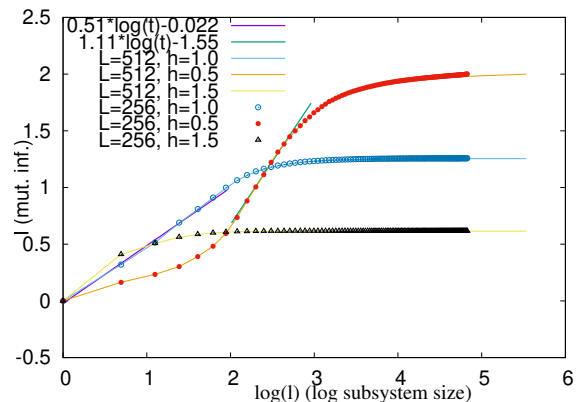


FIG. 11. Mutual information after the zero temperature quench as the function of the logarithm of the subsystem size, at a given time $t = 0$. The straight lines show fits.

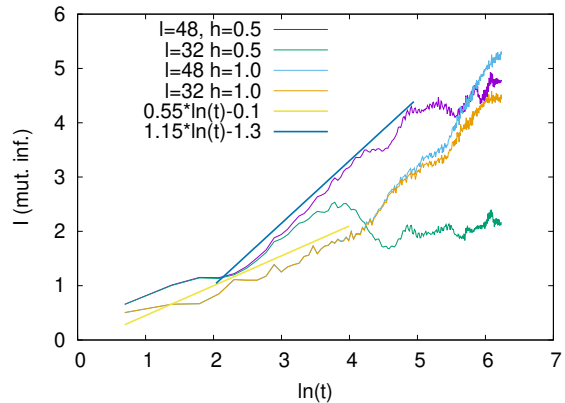


FIG. 12. Mutual information after the zero temperature quench for a few fixed subsystem sizes, as the function of the time.

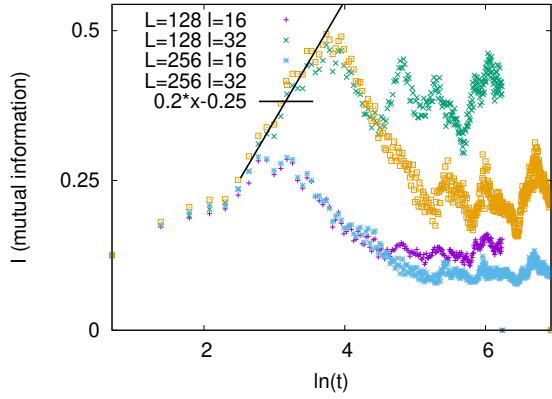


FIG. 13. Mutual information after finite temperature quench for a few system and subsystem sizes, as the function of the time, in the extended phase $h = 0.5$. The data is averaged over 10^4 randomly chosen phases.

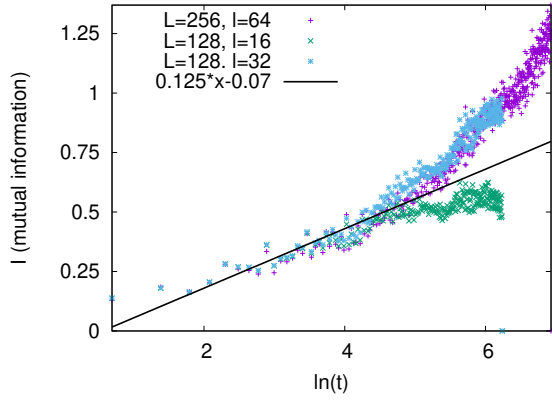


FIG. 14. Mutual information after finite temperature quench for a few system and subsystem sizes, as the function of the time, at the critical point $h = 1.00$. The data is averaged over 10^4 randomly chosen phases.

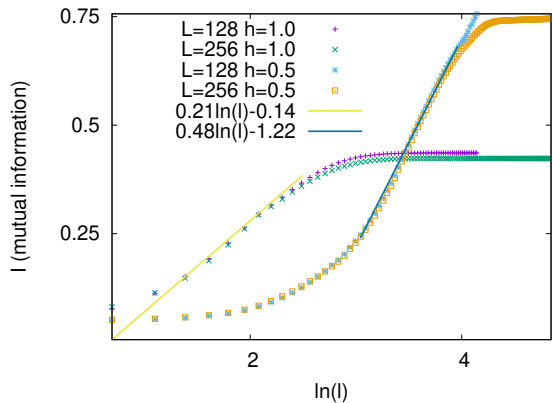


FIG. 15. Mutual information after finite temperature quench at a fixed time $t = 60$, as a function of the subsystem sizes.

II. TIME EVOLUTION

I use the Heisenberg picture. It is possible to treat the two protocols in an unified way. The only difference is the calculation of the initial correlations. The initial state is characterized by its two point correlation function

$$g_{l,m} = \langle c_l^\dagger c_m \rangle \quad (19)$$

In the case of the first protocol (particle number quench) to calculate this correlation function I used a modified initial Hamiltonian. I added a big (100) local potential to one (A) part of the Hamiltonian, and diagonalized this modified Hamiltonian. With this high potential, the A part is practically empty.

$$H = -\frac{1}{2} \sum_{l=1}^{L-1} c_l^\dagger c_{l+1} + c_{l+1}^\dagger c_l + h \sum_{l=1}^L \cos(2\pi\kappa l) c_l^\dagger c_l \quad (20)$$

$$+ 100 \sum_{l=1}^{L/2} c_l^\dagger c_l \quad (21)$$

One diagonalise the modified Hamiltonian with a canonical transformation

$$\eta_k = \sum_{l=1}^L u_{k,l}^{(0)} c_l \quad (22)$$

$$H = \sum_{k=1}^L \epsilon_k^{(0)} \eta_k^\dagger \eta_k \quad (23)$$

and the initial correlations are given by

$$g_{l,m} = \sum_{k, \epsilon_k < 0} u_{k,l} u_{k,m} \quad (24)$$

For the second protocol (temperature quench) one diagonalise H_A and H_B separately, the correlations in A (B) are determined by H_A (H_B) and the correlations between the two subsystems are zero.

$$H_A = -\frac{1}{2} \sum_{l=1}^{L/2-1} c_l^\dagger c_{l+1} + c_{l+1}^\dagger c_l + h \sum_{l=1}^{L/2} \cos(2\pi\kappa l) c_l^\dagger c_l \quad (25)$$

$$H_B = -\frac{1}{2} \sum_{l=L/2}^{L-1} c_l^\dagger c_{l+1} + c_{l+1}^\dagger c_l + h \sum_{l=L/2}^L \cos(2\pi\kappa l) c_l^\dagger c_l \quad (26)$$

$$\eta_k^A = \sum_{l=1}^{L/2} u_{k,l}^{A,(0)} c_l \quad (28)$$

$$H = \sum_{k=1}^{L/2} \epsilon_k^{A,(0)} \eta_k^A \eta_k^A \quad (29)$$

$$\eta_k^B = \sum_{l=L/2}^L u_{k,l}^{B,(0)} c_l \quad (30)$$

$$H = \sum_{k=L/2}^L \epsilon_k^{B,(0)} \eta_k^\dagger \eta_k \quad (31)$$

And the correlation function is given by

$$g_{l,m} = \begin{cases} \sum_k u_{k,l}^{A,(0)} u_{k,m}^{A,(0)} n(\epsilon_k, T_A) & \text{if } l, m \in A \\ \sum_k u_{k,l}^{B,(0)} u_{k,m}^{B,(0)} n(\epsilon_k, T_B) & \text{if } l, m \in B \\ 0 & \text{if } l \in A \text{ and } m \in B \\ 0 & \text{if } l \in B \text{ and } m \in A \end{cases} \quad (32)$$

where $n(\epsilon, T) = 1/(\exp[\epsilon/T] + 1)$ is the Fermi function.

For $t > 0$ one diagonalize the after quench Hamiltonian

$$\nu_k = \sum_{l=1}^L u_{k,l} c_l \quad (33)$$

$$H = \sum_{k=1}^L \epsilon_k \nu_k^\dagger \nu_k \quad (34)$$

The time evolution of the ν operators in the Heisenberg picture is $\nu(t) = e^{-i\epsilon_k t} \nu(0)$, $\nu^\dagger(t) = e^{-i\epsilon_k t} \nu^\dagger(0)$.

The time evolution of the c_l operators is

$$c_l(t) = \sum_{k=1}^L u_{k,l} e^{-i\epsilon_k t} \nu(0) \quad (35)$$

$$= \sum_{l=1}^L \sum_{m=1}^L \sum_{k=1}^L u_{k,l} e^{-i\epsilon_k t} u_{k,m} c_m(0) \quad (36)$$

$$= \sum_{l=1}^L \sum_{m=1}^L f(m, l, t) c_m(0) \quad (37)$$

$$f(m, l, t) = \sum_{k=1}^L u_{k,l} e^{-i\epsilon_k t} u_{k,m} \quad (38)$$

The time evolution of the particle number operators \hat{N}_A , \hat{N}_B and the local Hamiltonians H_A , H_B can be written as bilinear expressions using E.q. (38). The expectation

values are

$$\langle \hat{N}_A \rangle = \sum_{l=1}^{L/2} \sum_{n=1}^L \sum_{m=1}^L f^*(n, l, t) f(m, l, t) g_{n,m} \quad (39)$$

$$\langle \hat{N}_B \rangle = \sum_{l=L/2}^L \sum_{n=1}^L \sum_{m=1}^L f^*(n, l, t) f(m, l, t) g_{n,m} \quad (40)$$

$$\langle H_A \rangle = \quad (41)$$

$$\sum_{l=1}^{L/2} \sum_{n=1}^L \sum_{m=1}^{L/2} f^*(n, l, t) f(m, l, t) g_{n,m} h \cos(2\pi\kappa l)$$

$$+ \sum_{n=1}^L \sum_{m=1}^L \frac{1}{2} (f^*(n, l+1, t) f(m, l, t) +$$

$$f(n, l+1, t) f^*(m, l, t)) g_{n,m}$$

$$\langle H_B \rangle = \quad (42)$$

$$\sum_{l=L/2}^L \sum_{n=1}^L \sum_{m=1}^L f^*(n, l, t) f(m, l, t) g_{n,m} h \cos(2\pi\kappa l)$$

$$+ \sum_{n=1}^L \sum_{m=1}^L \frac{1}{2} (f^*(n, l+1, t) f(m, l, t)$$

$$+ f(n, l+1, t) f^*(m, l, t)) g_{n,m}$$

III. RESULTS

In this section numerical results about the particle number quench are presented. The typical behaviour of the particle number after this quench is shown in Fig. 1, in this figure there are data about quenches in the extended phase (at $h = 0.5$) with tree different system sizes ($L = 144, 377, 987$), and there is one quench to the localized phase ($h = 2.0$). One can see, that in the localized phase the dynamics "froze" the expectation value of N_A and N_B remains close to the initial values. In the extended phase, the particle numbers change. For short times the particle number of the initially empty subsystem grows linearly, and the particle number of the initially half-filled subsystem decrease linearly with the same slope. At an intermediate time, the two particle numbers equals, the curves cross each other, oscillating behaviour starts, with decreasing oscillation amplitude, and for very long time the particle numbers will be equal. The slope of the initial decrease/increase is independent from the system size, and for $t \ll L$ the increasing curves are identical.

In Fig. 2 the particle numbers are presented after different values of h , and for a given system size ($L = 144$). All of these quenches are in the extended phase, most of them close to the critical point. As the quench is closer and closer to the critical point, the dynamics (slope of the curves) become slower and slower. The first crossing of the growing and decreasing particle numbers occurs later and later. I call the time of the first crossing "crossing time". One can obtain these crossing times using Fig. 3,

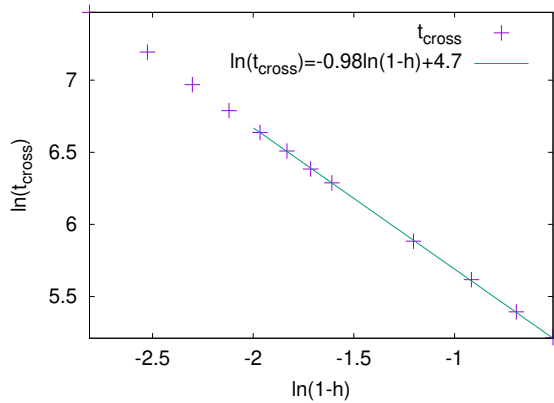


FIG. 16. Logarithm of first crossing times of the particle numbers, as the function of $\ln(1-h)$, for $L = 144$.

and one can define a time scale using the crossing time. The crossing times are presented in Fig. 16 as the function of the h parameter. I have found, that the crossing time diverges approaching the critical point. The numerical fit show 0.98 ± 0.03 as critical exponent, therefore the scaling of the fist crossing time is likely to be

$$t_{\text{cross}} \sim \frac{1}{|1-h|}. \quad (43)$$

In Fig. 3 the (log of the) growing particle number of the initially empty subsystem is shown as the function of $\ln t$. The particle number approximately grows as

$$N_B \sim t^{0.57}, \quad (44)$$

but there are strong oscillations on the overall trend, which makes the measurement of the exponent difficult. The exponent obtained here for the particle number is bigger of the exponents of the entanglement entropy and magnetization obtained in [5] for the case of the global quenches.

In the context of front dynamics, it is usual to investigate the shape of the front. Here the local filling $n_l = \langle c_l^\dagger(t)c_l(t) \rangle$ is investigated. However, the local value of this filling strongly depends on the on-site potential, and if one simply calculate it, no trend can be seen, only rapid oscillations. To define a meaningful front-shape, one introduces a φ phase to the Hamiltonian

$$H = -\frac{1}{2} \sum_{l=1}^{L-1} c_l^\dagger c_{l+1} + c_{l+1}^\dagger c_l + h \sum_{l=1}^L \cos(2\pi\kappa l + \varphi) c_l^\dagger c_l, \quad (45)$$

and averages over the φ phase. Different φ phases means different relative position of the lattice and the potential. So averaging over the phase is equivalent with averaging over the position where the boundary of the initially distinct two subsystems is located. In numerical calculations 10^4 randomly chosen values of φ has been used (from uniform distribution on $[0, 2\pi)$).

The scaled front shapes are shown in Fig. 4. Here the particle numbers are averaged over 10^4 randomly chosen phases in order to get relatively smooth results. The front shapes can be scaled together, and the scaling exponent α is different in the extended phase, the critical point, and in the localized phase. The scaling function $\Phi(x)$ (which is also different in the aforementioned tree cases) can be defined as follows

$$\Phi\left(\frac{j-L/2}{t^\alpha}\right) = n_j. \quad (46)$$

In the localized phase, the scaling is trivial, after a short initial evolution the front reaches a constant shape "froze in" - this corresponds to $\alpha_{\text{localized}} = 0$. In the extended phase the scaling exponent is found to be one $\alpha_{\text{extended}} = 1.0$, which is identical to the scaling of the homogeneous XX chain front [15]. In the critical point, the best fit has been found at $\alpha_{\text{critical}} = 0.55$

The typical behaviour of the energy of the two subsystem is shown in Fig. 5, without averaging over the phase. In the localized phase ($h = 2$) the expectation value remains close to the initial value, on the figure this correspond to the blue horizontal lines. At $h = 2$ corresponding to this lines, the oscillations are smaller than the width of the line used here. In the extended phase, there is a fast (linear in time) energy change between the two subsystem, followed by an oscillating regime. The oscillations remains significant for long times. (In contrast with the faster decreasing oscillations of the particle number.) In the critical point, the two energies slowly approach to each other, but do not cross each other. For short times, the energy change is described by a power law

$$\Delta E \sim t^{0.5} \quad (47)$$

The fit is shown in Fig. 6. In Fig. 7 the entanglement entropy after the particle number quench is shown, one can observe the severe oscillations around the trend. The entanglement entropy grows for quenches in the extended and localized case, and oscillates over a small value if the quench is performed in the localized phase. Without smoothing, averaging, it is hard to say more about the overall trend.

I also investigated the mutual information in the zero temperature quench between neighbouring intervals at the initial connection point (one interval is from $L/2-l$ to $L/2$, the other one is from $L/2+1$ to $L/2+l$). One expect, that the initial growth of the mutual information and the entanglement entropy is closely related, and the mutual information has more information about the correlations in the system. The numerical results are shown in 10, 11, 4. In figure 10 the mutual information is shown as a function of the subsystem size l in a given time $t = 20$. There is an initial growing region, then a constant plateau starts. In figure 10 the mutual information is plotted as a function of the logarithm of the subsystem size. For the extended phase the mutual infor-

mation for very small systems changes very slowly, for intermediate sizes there is a logarithmic growth, and then the plateau starts. Interestingly, at the critical point there is no very slow initial region, and the mutual information is proportional with the logarithm of the subsystem size from very small sizes. The numerical data is compatible with

$$I_{T=0,extended} \sim 1.1 \ln l, \quad (48)$$

$$I_{T=0,critical} \sim 0.51 \ln l. \quad (49)$$

Results about the time dependence of the mutual information for fixed system sizes are shown in Fig. 12. Here one finds, that the mutual information is proportional with the logarithm of the time, and the prefactors differ in the critical point and in the extended phase. In the localized phase the mutual information converges to a constant value, independent from the subsystem and system sizes. The numerical data suggest

$$I_{T=0,extended} \sim 1.15 \ln t, \quad (50)$$

$$I_{T=0,critical} \sim 0.55 \ln t. \quad (51)$$

I calculated the mutual information also in the finite temperature quench. The temperatures has been $T_A = 0.5$ and $T_B = 2.0$.

In Fig. 8 the time dependence of the energy of the two subsystems is shown. The initial temperatures were $T_A = 1$ and $T_B = 10$. In the extended phase, and at the critical point the energy values approaching each other, the initially bigger value decrease and the initially smaller value increase. However, in the localized phase, the energy values remain almost constant.

In Fig. 9 the mutual information is shown after a finite temperature quench without averaging over the phase, while one can conclude, that in the localized phase the mutual information remains bounded, and it grows in the extended phase and at the critical point, the oscillations are strong, and it is hard to find the overall trend.

In Fig. 14 the mutual information is shown after a finite temperature quench averaged over 100 randomly chose phases. There is an initial region (while the front size does not reach the system size), where the mutual information grows with the logarithm of the time. This initial growth is found to be

$$I_{T>0,extended} = 0.2 \ln(t) - 0.25. \quad (52)$$

At the critical point (see 14) the initial growth of the mutual information is

$$I_{T>0,critical} = 0.12 \ln(t) - 0.07. \quad (53)$$

In Fig. 15 the mutual information is shown as a function of the subsystem size. There is an initial slow growth region, a middle region, where the variation of the mutual information is proportional with the logarithm of the

subsystem size, and for big subsystem sizes the mutual information converges to a constant value. The middle logarithmic part is found to be

$$I_{T>0,extended} = 0.48 \ln l - 1.2 \quad (54)$$

$$I_{T>0,critical} = 0.21 \ln l - 0.14 \quad (55)$$

IV. CONCLUSIONS

Here the front dynamics of a non-interacting model with a localisation transition has been investigated. In the extended phase the dynamics is qualitatively similar to the homogeneous XX front dynamics [16]. However, when approaching to the critical point, the time scale of the dynamics (defined by the crossing time in this work) diverges with exponent one, and in the critical point a slower, diffusive dynamics occurs. In the case of the zero temperature quench, where the initial difference is the particle number, the front shapes can be scaled together. For the localized phase the scaling is trivial, for the extended phase the scaling is equivalent to the scaling of the homogeneous system. In the critical point the scaling include a power law $t^{0.5}$. This exponent is close to the literature value of the wave packet spreading exponent of the Harper model [49, 53] which is known to be 0.477. There is a simple reasoning behind this phenomenon, if a half of a system filled, other half empty, one can perform a particle-hole transformation on the filled half of the system, and in the resulting effective system the problem is equivalent with a local quench. However, the initial state used here is not fully empty/fully filled, but one half initially empty, the other half is initially half filled - this may cause the difference between the wave packet scaling exponent known from the literature and the front shape scaling exponent measured here. Similar simple connection between the finite temperature initial state and the local quenches does not exist. The scaling of the mutual information with the subsystem size and the time is found to be logarithmic in the extended phase and in the critical point. The prefactors of the time and subsystem size dependence agree up to the precision of this work in the zero temperature quench, however in the finite temperature quench they are significantly different.

The prefactors of the mutual information in the critical point are generally smaller than in the extended phase, this phenomenon is similar to the entanglement scaling found in [49].

Further generalizations of the present work may include numerical studies about the dependence of the dynamics on the irrational potential, or numerical studies in a generalization of the present model where the quasiperiodic potential is $\cos(2\pi\kappa l^\alpha)$, in the details of the transition depends on the α exponent [77].

V. ACKNOWLEDGMENTS

The author thanks F. Iglói, R. Juhász, and Z. Zimborás for useful discussions. This work was supported

by the National Research, Development and Innovation Office NKFIH under Grant No. K128989. This work was supported by the National Quantum Information Laboratory of Hungary.

-
- [1] S. Aubry and G. Andre, *Ann. Israel Phys. Soc.* 3 133 (1980).
- [2] D. J. Thouless, *Phys. Rev. B* 28, 4272 (1983)
- [3] P. G. Harper, *Proc. Phys. Soc. A* 68, 874 (1955).
- [4] F. Evers and A. D. Mirlin, *Anderson transitions*, *Rev. Mod. Phys.* 80, 1355 (2008).
- [5] G. Roósz, U. Divakaran, H. Rieger, F. Iglói *Physical Review B* 90 (18), 184202 (2014)
- [6] Tessa Cookmeyer, Johannes Motruk, and Joel E. Moore *Phys. Rev. B* 101, 174203 (2020)
- [7] Aritra Sinha, Marek M. Rams, and Jacek Dziarmaga *Phys. Rev. B* 99, 094203 (2019)
- [8] C. H. Bennett, H. J. Bernstein, S. Popescu, and B. Schumacher, *Phys. Rev. A* 53, 2046 (1996)
- [9] M.A. Nielsen and I.L. Chuang, *Quantum Computation and Quantum Information* (Cambridge University Press, Cambridge, 2000).
- [10] T. Antal, Z. Rácz, A. Rákos, and G. M. Schütz, *Phys. Rev. E* 57, 5184 (1998)
- [11] T. Antal, Z. Rácz, and L. Sasvári, *Phys. Rev. Lett.* 78, 167 (1997)
- [12] T. Antal, Z. Rácz, A. Rákos, and G. M. Schütz, *Phys. Rev. E* 59, 4912 (1999).
- [13] Y. Ogata, *Phys. Rev. E* 66, 066123 (2002).
- [14] D. Karevski, *Eur. Phys. J. B* 27, 147 (2002)
- [15] V. Hunyadi, Z. Rácz, and L. Sasvári *PHYSICAL REVIEW E* 69, 066103 (2004)
- [16] Viktor Eisler, Zoltan Zimboras *Phys. Rev. A* 89, 032321 (2014)
- [17] Viktor Eisler and Zoltán Rácz *Phys. Rev. Lett.* 110, 060602 (2013)
- [18] Thierry Platini and Dragi Karevski *J. Phys. A: Math. Theor.* 40 1711 (2007)
- [19] Hiroki Moriya, Rikuo Nagao, and Tomohiro Sasamoto *J. Stat. Mech.* 2019 063105 (2019)
- [20] Federico Rottoli, Stefano Scopa, and Pasquale Calabrese *J. Stat. Mech.* 2022 063103 (2022)
- [21] Márton Kormos *SciPost Phys.* 3 020 (2017)
- [22] Gabriele Peretto and Andrea Gambassi *Phys. Rev. E* 96 012138 (2017)
- [23] Sirshendu Bhattacharyya and Subinay Dasgupta *Eur. Phys. J. B* 90 140 (2017)
- [24] Viktor Eisler, Florian Maislinger, and Hans Gerd Evertz *SciPost Phys.* 1 014 (2016)
- [25] Márton Kormos, Zoltán Zimborás *J. Phys. A: Math. Theor.* 50 264005 (2017)
- [26] T. Platini and D. Karevski *J. Phys.: Conf. Ser.* 40 93 (2006)
- [27] Platini, T., Karevski, D. Scaling and front dynamics in Ising quantum chains. *Eur. Phys. J. B* 48, 225-231 (2005)
- [28] Viktor Eisler and Florian Maislinger *SciPost Phys.* 8 037 (2020)
- [29] Stefano Scopa, Pasquale Calabrese, Jérôme Dubail *SciPost Phys.* 12, 207 (2022) (2022)
- [30] Javier Lopez-Piqueres, Brayden Ware, Sarang Gopalakrishnan, and Romain Vasseur *Phys. Rev. B* 104 104307 (2021)
- [31] Mario Collura, Andrea De Luca, Pasquale Calabrese, and Jérôme Dubail *Phys. Rev. B* 102, 180409(R) (2020)
- [32] Vir B. Bulchandani and Christoph Karrasch *Phys. Rev. B* 99 121410 (2019)
- [33] Viktor Eisler and Daniel Bauernfeind *Phys. Rev. B* 96 174301 (2017)
- [34] Thiago Sabetta and Grégoire Misguich *Phys. Rev. B* 88 245114 (2013)
- [35] M. Einhellinger, A. Cojuhovski, and E. Jeckelmann *Phys. Rev. B* 85, 235141 (2012)
- [36] Jarrett Lancaster and Aditi Mitra *Phys. Rev. E* 81, 061134 (2010)
- [37] S. Langer, F. Heidrich-Meisner, J. Gemmer, I. P. McCulloch, and U. Schollwöck *Phys. Rev. B* 79, 214409 (2009)
- [38] T. Antal, P. L. Krapivsky, and A. Rákos *Phys. Rev. E* 78, 061115 (2008)
- [39] Dominique Gobert, Corinna Kollath, Ulrich Schollwöck, and Gunter Schütz *Phys. Rev. E* 71, 036102 (2005)
- [40] E. Lieb, T. Schultz, and D. Mattis, *Ann. Phys. (N.Y.)* 16, 407 (1961)
- [41] Jordan P and Wigner *Eur. Phys. J.* 47 631 (1928)
- [42] Viktor Eisler, Zoltan Zimboras *New J. Phys.* 16 (2014) 123020
- [43] Dávid X. Horváth, Spyros Sotiriadis, Márton Kormos, Gábor Takács *SciPost Phys.* 12, 144 (2022)
- [44] P. Calabrese and J. Cardy, *J. Stat. Mech.* (2007) P06008
- [45] P. Calabrese and J. Cardy, *J. Stat. Mech.* P04010 (2005)
- [46] F. Iglói and H. Rieger, *Phys. Rev. Lett.* 106, 035701 (2011).
- [47] H. Rieger and F. Iglói, *Phys. Rev. B* 84, 165117 (2011)
- [48] Aamna Ahmed, Nilanjan Roy, and Auditya Sharma *Phys. Rev. B* 104, 155137 (2021)
- [49] G. Roósz, Z. Zimborás, R. Juhász *Physical Review B* 102 (6), 064204 (2020)
- [50] Nilanjan Roy, Auditya Sharma *Phys. Rev. B* 100, 195143 (2019)
- [51] S. N. Evangelou and J.-L. Pichard, *Phys. Rev. Lett.* 84, 1643 (2000).
- [52] A. P. Siebesma and L. Pietronero, *Europhys. Lett.* 4, 597 (1987).
- [53] M. Wilkinson and E. J. Austin, *Phys. Rev. B* 50, 1420 (1994).
- [54] Johannes Hauschild, Frank Pollmann, and Fabian Heidrich-Meisner *Phys. Rev. A* 92 053629 (2015)
- [55] J. P. Ronzheimer, M. Schreiber, S. Braun, S. S. Hodgman, S. Langer, I. P. McCulloch, F. Heidrich-Meisner, I. Bloch, and U. Schneider *Phys. Rev. Lett.* 110, 205301 (2013)
- [56] M. Modugno, *New J. Phys.* 11 033023 (2009)
- [57] B. Deissler, E. Lucioni, M. Modugno, G. Roati, L. Tanzi, M. Zaccanti, M. Inguscio and G. Modugno, *New J. Phys.* 13, 023020 (2011).

- [58] Jae-yoon Choi, Sebastian Hild, Johannes Zeiher, Peter Schauß, Antonio Rubio-Abadal, Tarik Yefsah, Vedika Khemani, David A. Huse, Immanuel Bloch, Christian Gross; *Science* 352, 1547 (2016)
- [59] V. Alba, B. Bertini and M. Fagotti, *SciPost Phys.* 7, 005 (2019)
- [60] B. Bertini, M. Fagotti, L. Piroli and P. Calabrese *J. Phys. A: Math. Theor.* 51, 39LT01
- [61] O. A. Castro-Alvaredo, B. Doyon and T. Yoshimura, *Phys. Rev. X* 6, 041065 (2016)
- [62] P. Ruggiero, P. Calabrese, B. Doyon and J. Dubail, *Phys. Rev. Lett.* 124, 140603 (2020)
- [63] B. Doyon, *SciPost Phys. Lect. Notes* 18, (2020)
- [64] G. Misguich, N. Pavloff and V. Pasquier, *SciPost Phys.* 7, 025 (2019)
- [65] V. Alba, B. Bertini, M. Fagotti, L. Piroli and P. Ruggiero, *J. Stat. Mech.* 114004 (2021)
- [66] I. Bouchoule and J. Dubail, *J. Stat. Mech.* 014003 (2022)
- [67] M. Fagotti, *Phys. Rev. B* 96, 220302 (2017)
- [68] P. Ruggiero, P. Calabrese, B. Doyon and J. Dubail, *J. Phys. A: Math. Theor.* 55, 024003 (2021)
- [69] A. Bastianello, V. Alba and J.-S. Caux, *Phys. Rev. Lett.* 123, 130602 (2019)
- [70] V. B. Bulchandani, R. Vasseur, C. Karrasch and J. E. Moore, *Solvable hydrodynamics of quantum integrable systems*, *Phys. Rev. Lett.* 119, 220604 (2017)
- [71] B. Doyon, T. Yoshimura and J.-S. Caux, *Phys. Rev. Lett.* 120, 045301 (2018)
- [72] M. Schemmer, I. Bouchoule, B. Doyon and J. Dubail, *Phys. Rev. Lett.* 122, 090601 (2019)
- [73] N. Malvania, Y. Zhang, Y. Le, J. Dubail, M. Rigol and D. S. Weiss, *Science* 373, 1129 (2021)
- [74] F Iglói, G Roósz, YC Lin, *New Journal of Physics* 15 (2), 023036 (2013)
- [75] G Roósz, YC Lin, F Iglói *New Journal of Physics* 19 (2), 023055 (2017)
- [76] F Iglói, Z Szatmári, YC Lin *Physical Review B* 85 (9), 094417 (2012)
- [77] I Varga, J Pipek, B Vasvári *Physical Review B* 46 (8), 4978 (1992)