

Out-of-distribution forgetting: vulnerability of continual learning to intra-class distribution shift

Liangxuan Guo^{1,2}, Yang Chen¹, Shan Yu^{1,2,3*}

¹Laboratory of Brain Atlas and Brain-inspired Intelligence,

Institute of Automation, Chinese Academy of Sciences (CASIA). Beijing, China

²School of Future Technology, University of Chinese Academy of Sciences (UCAS). Beijing, China

³School of Artificial Intelligence, University of Chinese Academy of Sciences (UCAS). Beijing, China

*Corresponding author. (e-mail: shan.yu@nlpr.ia.ac.cn)

Abstract

Continual learning (CL) is an important technique to allow artificial neural networks to work in open environments. CL enables a system to learn new tasks without severe interference to its performance on old tasks, i.e., overcome the problems of catastrophic forgetting. In joint learning, it is well known that the out-of-distribution (OOD) problem caused by intentional attacks or environmental perturbations will severely impair the ability of networks to generalize. In this work, we reported a special form of catastrophic forgetting raised by the OOD problem in continual learning settings, and we named it out-of-distribution forgetting (OODF). In continual image classification tasks, we found that for a given category, introducing an intra-class distribution shift significantly impaired the recognition accuracy of CL methods for that category during subsequent learning. Interestingly, this phenomenon is special for CL as the same level of distribution shift had only negligible effects in the joint learning scenario. We verified that CL methods without dedicating subnetworks for individual tasks are all vulnerable to OODF. Moreover, OODF does not depend on any specific way of shifting the distribution, suggesting it is a risk for CL in a wide range of circumstances. Taken together, our work identified an under-attended risk during CL, highlighting the importance of developing approaches that can overcome OODF.

1. Introduction

Learning models based on artificial neural networks [15] have achieved significant success in various challenging tasks ranging from image recognition [8] to playing the game of Go [35]. However, these models usually suffer from catastrophic forgetting (CF) [4, 21, 26] in open environments. That is, when tasks need to be learned se-

quentially, the model’s performance on old tasks will be severely impaired after learning new tasks due to the interference between previously and newly learned knowledge. It is a significant limitation preventing an artificial intelligence system from effectively working in open, dynamic environments. To overcome the problem of CF, various continual learning (CL) methods have been proposed for deep neural networks, including strategies based on parameter regularization, memory replay, and parameter isolation [13, 27, 30]. By enabling a system to learn new tasks and maintain its performance on old tasks, CL has made significant progress in incremental image recognition and other computer vision tasks [19, 41].

Are the current CL strategies enough for coping with the problem of CF in more complex situations? Maybe not. One concern is the noise tolerance of CL strategies. In a recent review [14], the authors raised the possibility that continual learning machines may not perform well if there is a large distribution shift between the data encountered in the inference phase and those in the training phase. In the present work, surprisingly, we find that even an intra-class distribution shift negligible to human observers will introduce severe performance impairments for current CL methods.

Specifically, we named this phenomenon out-of-distribution forgetting (OODF) (*c.f.* Fig. 1). This phenomenon is special for CL as the effect only takes place after subsequent learning other categories, which is different from the well-studied OOD problem in the setting of joint learning [33]. We believe OODF is an important yet under-attended problem for developing as well as evaluating future CL methods because:

- OODF is present for various CL strategies and settings. We verified its existence in both regularization-based and memory-based CL strategies on different tasks with different network structures.

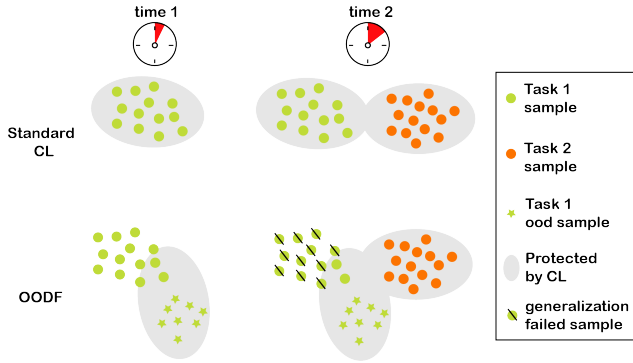


Figure 1: Illustration of out-of-distribution forgetting. There are two continual learning scenarios, the top row is a standard continual learning paradigm, while the bottom row is a continual learning paradigm with an intra-class distribution shift on task 1. At time 1 in the OODF paradigm, although the generalization of task 1 was equally good compared to the standard CL setting, the protection provided by CL methods mainly focuses on out-of-distribution samples of task 1, leading to severe deficits in performing task 1 after learning task 2.

- OODF is difficult to detect. It doesn't take effect immediately after training on the distribution-shifted data. Instead, as a specific form of CF, it only manifests when the model continues to learn other new tasks. Thus, a continual learning machine affected by OODF can be considered capable of performing certain tasks but it actually will fail. In addition, it only affects the class contaminated with the distribution-shifted data, without influencing other tasks.
- OODF can be triggered by various conditions leading to distribution-shifted data. We find that OODF severely impairs the CL performance, regardless of the approach causing the shift (local or global perturbation), as well as the reason behind it (deliberately designed attack or accident).

Our work identified OODF as a specific form of CF barely covered in previous studies, which is an important issue to consider for improving the security and robustness of the CL methods towards their application in practical circumstances.

2. Related Works

2.1. Continual learning

In recent years, various algorithms have been proposed to overcome the CF problem in CL tasks. These algorithms can be categorized into a few strategies: parameter regularization strategy, memory replay strategy, and pa-

parameter isolation (also known as architecture-based) strategy [3, 14, 20]. Here, we briefly introduce the CL methods used for OODF evaluation in the present work.

Regularization-based methods. These methods modified the loss function with an external term to protect weights for old tasks from changing. **Orthogonal weights modification (OWM)** [42] algorithm is a strong Regularization-based method in Class-incremental learning (IL) scenario. When learning a new task, the model weights are modified only in the direction orthogonal to the input space of the old task. An improved version of the orthogonal projection-based system (such as OWM) called **Adaptive Orthogonal Projection (AOP)** [6].

Memory-based methods jointly train new tasks together with a subset of the previous training data stored in a memory buffer. **Experience Replay (ER)** [29] is a straightforward method applying an exemplar set (*i.e.* memory buffer) to store previous samples. In the learning procedure, samples from exemplar sets were used together with present samples to train the agent. A random memory buffer update strategy was used in ER. **Dark Experience Replay++ (DER++)** [1] uses some external terms to match the network's logits sampled throughout the optimization trajectory, combining with a memory buffer, thus promoting consistency with its past. **Incremental Classifier and Representation Learning (iCaRL)** [27] decomposes the system into three components: representation, exemplar set (*memory buffer*), and classification. It attains classification by a nearest-mean-of-exemplars rule, memory update by prioritized exemplar selection, and representation learning using knowledge distillation and prototype rehearsal. **Deep Generative Replay (DGR)** [34] is a framework with a cooperative dual model architecture consisting of a generator for generating previous task samples and a solver to interleave them with those from a new task for present learning. **Greedy Sampler and Dumb Learner (GDumb)** [25] continually learns tasks by keeping the balance of category diversity in the exemplar set. The method does not complete training at the beginning. It trains a model based only on the exemplar set once a testing query comes.

Parameter-isolation-based methods like **Continual Neural Dirichlet Process Mixture (CN-DPM)** [16] allocates an independent expert module for each task and expands the neural network according to the Bayesian non-parametric framework.

This work focuses on the class incremental scenario [11, 40], as it is a real scene where CL models need to identify all classes (*i.e.* categories) without task IDs. Meanwhile, we allow models to train each task offline (as opposed to online CL [20]), ensuring a better performance on standard CL, as a higher baseline for subsequent OODF experiments.

2.2. Security Concerns of Neural Networks

The first concern is about the **OOD** problem in the neural networks. In the none-CL paradigm, if there is a shift between the training and testing dataset, specifically due to the corruption or perturbation, the network loses its generalization ability significantly [31, 33]. Hendrycks and Dietterich [9] established rigorous benchmarks for robustness evaluation on common perturbations (noise, blur, weather *etc.*), not worst-case adversarial perturbations. Techniques like AugMix [10] are proposed to improve the OOD robustness.

The second concern is about the security of a well-trained neural network in the face of deliberate attacks [24, 36]. **Adversarial attacks** concentrate on the existence of adversarial samples in the inference stage and designing samples for well-trained neural networks, whereas they are obvious for humans but will be misidentified by nets [28]. **Data poisoning** [12] manipulates networks' training stage by injecting specially designed samples into the training sets, resulting in an immediate generalization decrease in the inference stage. **Backdoor attacks** [18] also take control of the training stage by inputting a trigger into the model, which aims to mislead the model's outputs at the testing stage but relies on replacing the benign test samples with trigger ones.

These areas mentioned above comprehensively investigate the security problem in different stages, purposes, and means. However, the models investigated in this area are mainly static, using an un-sequential, joint training procedure, and relatively fewer studies have been devoted to the security or robustness risk unique to CL.

2.3. Several Concerns of Continual Learning

The first concern was security in CL. Security of neural networks and CL have been studied largely in parallel until recently. Guo *et al.* [7] propose the GREV method to attack the A-GEM methods with adversarial samples and disseminate misinformation in the memory buffer. Umer *et al.* [37, 38, 39] show that it is possible to attack CL methods (EWC [13], SI [43], online EWC [32], and DGR [34]) via data poisoning. These attacks need to modify both training samples and labels to give a misleading supervising signal. Li and Ditzler [17] attack several parameter regularization strategies by injecting poisoned adversarial samples into subsequent tasks following the target task, in the task incremental scenario. However, they implement targeted poisoning attacks by injecting poisoned adversarial samples into subsequent non-target tasks.

The second concern was the real-world application of CL. Recent literature has pointed out that the continual agent will experience out-of-distribution samples in the open-world situation, and thus may not be safe for use. Caccia *et al.* [2] treat learning new tasks as the OOD problem

(compared to the learned old tasks), which is quite different from OODF in the definition. Mundt *et al.* [22, 23] conducted experiments on *reverse continual learning*. They first trained the model on the entire dataset, then retrained the model on a core set and compared the difference in performance. A well-chosen core set will better represent the entire dataset, associated with a lower performance drop. It was concluded that the introduction of OOD samples to the core set does not have a significant effect on CL. However, it was not an OOD problem since the model had access to the whole dataset at the beginning of reverse CL.

Instead of focusing on specific CL strategies or the scenario of adversary attack, here we address a more general issue related to the security and OOD robustness of CL. That is, there is a previously unnoticed form of CF: the OODF that can severely affect CL models' performance. In the following sections, we will show several important properties of the OODF: it is present for various CL strategies and settings; it is difficult to detect due to its delayed effects; and it can be triggered by various conditions.

3. Out-of-distribution Forgetting

The data used for training and later testing in each CL task is usually assumed to be sampled from the same distribution. However, this is hardly the case in the real world. The data distribution may have intentionally or accidentally changed in the referring stage after various periods since the learning stage. **NOTE** that we are not discussing the distribution shifts between the previous task (*e.g.* task 1) and the later task (*e.g.* task 2). We focus on the intra-class distribution shift in a specific task (*e.g.* only in task 1 at different time steps).

Previous researches on CL barely consider this situation within a dynamic circumstance, nor measures how such a shift in data distribution would have influenced the performance of the designed CL algorithm. In this section, we will show the influence of OODF, *i.e.*, the catastrophic forgetting caused by the distribution shift in data between the training and inferring phases, on the artificial neural network with the mainstream CL algorithms. Firstly, we will introduce the learning paradigm and experiment procedure of the CL task considering OODF. Next, we will evaluate OODF on various mainstream CL strategies and compare the conditions with joint learning. Finally, we will analyze the key factors that determine the extent of the influence of OODF.

3.1. Standard CL Paradigm

Here we take the supervised image classification problem as an example to illustrate the paradigm of CL. For experiments, we use the class incremental scenario. In the CL task, total K tasks need to be learned, and the dataset for each task is defined as $D^t = \{x_i^t, y_i^t\}_{i=1}^{n_t}, t = 1, 2, \dots, K$

where t is the task index. The dataset for the t^{th} task has n_t pairs of labeled data. Data $\{x_i^t\}_{i=1}^{n_t}$ and label $\{y_i^t\}_{i=1}^{n_t}$ are sampled from distribution $P(x^t)$ and $P(y^t)$, respectively. In CL, the artificial neural network $f_{\theta_t} : X^t \rightarrow Y^t$ must learn the task once at a time. In the t^{th} task, the neural network has to optimize its parameter θ_t according to D^t . It usually has no or very limited access to previous datasets $D^{t-1}, D^{t-2}, \dots, D^1$, but needs to maintain the performances on all learned classes. In the inference phase, the testing dataset in $\{D_{test}^t\}_{t=1}^K$ is sampled from the same distribution as the training dataset.

3.2. OODF Paradigm

In an open and dynamic circumstance, assuming that training and testing datasets are sampled from the same distribution is not always practical. To evaluate the influence of distribution shift in data, we adjust the standard CL diagram accordingly. If a distribution shift takes place in the training dataset of the S^{th} task (*i.e.* intra-class shift), the data D^S will be directly replaced by the shifted data $\hat{D}_{train}^S = \{\hat{x}_i, y_i\}_{i=1}^{\hat{n}} \cup \{x_i, y_i\}_{i=\hat{n}+1}^n$. \hat{D}_{train}^S contains \hat{n} shifted data pairs $\{\hat{x}_i, y_i\}_{i=1}^{\hat{n}}$ and $n - \hat{n}$ original data pairs $\{x_i, y_i\}_{i=\hat{n}+1}^n$. The percentage $r = \hat{n}/n$ of samples \hat{x} is used to measure the occurrence frequency (*i.e.* ratio) of feature shifting in the training dataset. The training procedure causing OODF is described in the Algorithm 1. In the referring phase, the neural network is tested on D_{test}^S sampled from the same distribution as D^S . Except for such a minor modification, the rest of the procedure in the learning is the same as that in the standard CL.

3.3. Introducing of the Distribution Shift

In the experiments, we constructed distribution-shifted data \hat{x} by adding the non-shifted data x a new feature sampled from a distinct distribution $P'(x)$. There were no changes in the labels. In practice, we just chose a small pixel block in a fixed location in the image and set it to a constant value. The feature position was denoted by the index p . The position of other pixels remaining the same is denoted by q , *i.e.* $q = -p$. The strength of the shifted pixels is controlled by parameter ϵ :

$$\hat{x}[q] = x[q] \quad \hat{x}[p] = \epsilon \quad (1)$$

Figures 2a and 2b demonstrate the feature-shifting operation on two image examples from MNIST and CIFAR-10 datasets. In each panel, the left image is the original one, while the right is the corresponding image with a pixel-wise modification. The shifted pixels highlighted by the red square at the bottom right corner are vague and easily overlooked by humans. The above operation is not necessarily an attack on the CL machine, though OODF can easily be exploited for intentional sabotage. In reality, many conditions can cause such distribution shifts, *e.g.*, slight deflection

in the sensory equipment or some random, noisy perturbations. These unpredictable and hardly detectable defections or perturbations can easily cause a feature shift in training samples.




Figure 2: Distribution Shift. Red rectangle box selected the pixels that were modified in (a) and (b). Figure (c) will be discussed in later section.

We also consider another form of distribution shift by using FGSM [5] to construct adversarial samples, shown in Fig. 2c. We regard shift diversity as a factor of OODF and discuss it in Sec. 3.6.

Algorithm 1 Continual Learning on Distribution Shift Dataset

Require: Datasets $\{D_{train}^t\}_{t=1}^K, \{D_{test}^t\}_{t=1}^K$, task-ID S , occlusion strength ϵ , position p , percentage r , classifier with initial parameter f_{θ_0} , loss function $l_t(\cdot)$, continual methods CL .

Ensure: $\hat{n}_S = rn_S$

- 1: $\hat{D}_{train}^S \leftarrow \{\hat{x}_i^S, y_i^S\}_{i=1}^{\hat{n}_S} \cup \{x_i^S, y_i^S\}_{i=\hat{n}_S+1}^{n_S}$
- 2: **for** $t = 1$ to K , using CL **do**
- 3: **if** $t \neq S$ **then**
- 4: get $\{x^t\}, \{y^t\}$ from D_{train}^t
- 5: **else**
- 6: get $\{x^t\}, \{y^t\}$ from \hat{D}_{train}^S
- 7: **end if**
- 8: $\theta_t \leftarrow \arg \min_{\theta} l_t(f_{\theta}(x^t), y^t; \theta_{t-1})$
- 9: **end for**
- 10: **return** f_{θ_K}

3.4. Experiment Settings

To evaluate OODF, we tested the influence of intra-class shift on all three mainstream learning strategies in classic CL tasks. The choices of the algorithm and corresponding network structure and dataset in each experiment are

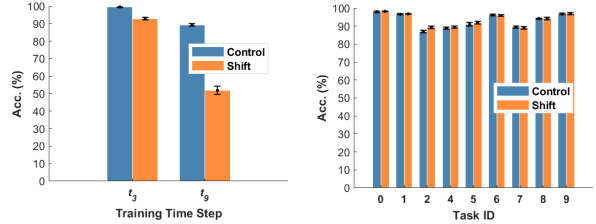
listed in Tab. 1. In all experiments, either the original code or the popular reproducing code [20] of the CL algorithms were used for evaluation. All the code had been checked in the standard CL tasks without data distribution shift. We note that we’re not aiming to evaluate the performances of different CL methods or compare performance degradation caused by distribution shifts in these methods. Instead, the purpose here is to examine the extent of OODF in CL models.

Table 1: Network backbone of CL methods.

| | Backbone | CL methods |
|-----------------------------------|-----------------|---------------------------------|
| Split MNIST-10 | 784-800-10 | OWM |
| | 784-400-400-10 | iCaRL,DGR,ER |
| | 3 CNN with 3 FC | OWM,AOP |
| Split CIFAR-10 Split CIFAR-100 | Resnet18 | iCaRL,ER,DER++, GDumb,CN-DPM |

Shift SplitMNIST-10 Task The MNIST dataset was divided into 10 tasks. In each task, the neural network was trained only to learn one class of handwriting digits. Each class included ~6000 samples in the training set and ~1000 in the testing set. The images were not pre-processed before the training. The training order of tasks was from 0, 1, ... to 9. We took the digit 3 (task index $S = 4$) as an example to illustrate the influence of the intra-class distribution shift on CL. The task choice is without specific consideration and can be replaced by other digits. The shifted training samples took the percentage $r = 90\%$. The shifted feature is a four-pixel square located at the bottom right corner of the image, as highlighted by the red box in Fig. 2a. The strength ϵ was set to 64 in experiments of memory replay strategies and 32 for parameter regularization strategies.

Shift SplitCIFAR-10&100 Task This task is similar to the shifted splitMNIST-10 task. The CIFAR10 dataset was divided into 10 tasks according to the category to be sequentially learned by the neural network. Each category included 6000 samples in the training set and 1000 in the testing set. The RGB images were normalized before the training. We randomly added a shifted feature of pixel square at the bottom right corner on training samples of the task $S = 2$. The percentage of shifted samples is $r = 50\%$ for memory-based methods and $r = 90\%$ for others. The square size is 1×1 and 2×2 , respectively. The strength is $\epsilon = 255$ for each RGB channel. Same as above, the CIFAR100 dataset was divided into 100 tasks. To enable stochasticity, all results are collected over 5 independent trials, presented in the bars and tables. Details for training and distribution shifts are listed in the supplementary material.



(a) Latency. Testing accuracy of digit 3 at two time points. (b) Targeting. Testing accuracy of all digits except 3.

Figure 3: Properties of out-of-distribution forgetting.

3.5. Properties of OODF

3.5.1 Delayed effect

As a new form of catastrophic forgetting, OODF also has a **delayed effect**. We first take the experiment of OWM on SplitMNIST-10 as an example. The experiment was conducted in a control group and a shift group. In the control group, the experiment was performed following the standard CL paradigm for comparison. In the shift group, shifted features were added to the task of $S = 4$ and the experiment was performed following the OODF testing paradigm. The results are demonstrated in Fig. 3a. In each group, the 4th task was firstly tested immediately after the end of the current task (the time point is denoted as t_3) and then at the ending of the experiment on the original testing dataset (the time point is denoted as t_9). Both the control group and shift group performed well at t_3 , with accuracy at $99.54 \pm 0.16\%$ and $92.85 \pm 0.76\%$ respectively. As the experiment continued, the performance on the 4th task in the control group maintained high at $89.33 \pm 0.67\%$, indicating that the CL algorithm functioned normally and protected the previous knowledge well. As a comparison, the performance in the shift group dropped dramatically to $51.90 \pm 2.36\%$.

We conducted similar experiments on different CL strategies, network structures, and datasets. The results are demonstrated in Tab. 2, 3 and 4. In all experiments, the performance in the shift group at $t = S$ was comparable to the control group but dropped dramatically at the end of learning $t = K$. These results show that distribution shifts in the data can severely degrade the function of regularization-based and memory-based CL methods, but not parameter-isolation-based methods.

3.5.2 Targeting

This section investigates the incidence of OODF on learned tasks. Figure 3b shows the performance of all tasks but the one recognizing digit 3 in the SplitMNIST-10 task trained with the OWM algorithm. In both the control and shift

Table 2: Out-of-distribution forgetting on MNIST. Test Acc.(%) of task S at two time steps $t = S$ and $t = K$.

| MNIST | | Reg. | | Mem. | | |
|---------|---------|---------------------|---------------------|---------------------|---------------------|--|
| | | OWM | iCaRL | DGR | ER | |
| $t = S$ | Control | 99.54 ± 0.16 | 99.76 ± 0.13 | 99.08 ± 0.32 | 99.30 ± 0.39 | |
| | Shift | 92.85 ± 0.76 | 98.67 ± 0.40 | 94.57 ± 1.37 | 97.76 ± 1.24 | |
| $t = K$ | Control | 89.33 ± 0.67 | 84.63 ± 2.54 | 83.40 ± 3.58 | 90.20 ± 1.22 | |
| | Shift | 51.90 ± 2.36 | 59.57 ± 6.34 | 67.43 ± 5.94 | 72.15 ± 5.97 | |

Table 3: Out-of-distribution forgetting on CIFAR10. Test Acc.(%) of task S at two time steps $t = S$ and $t = K$.

| CIFAR-10 | | Reg. | | Mem. | | | | Iso. |
|----------|---------|---------------------|---------------------|---------------------|---------------------|---------------------|---------------------|---------------------|
| | | OWM | AOP | iCaRL | ER | GDumb | DER++ | CN-DPM |
| $t = S$ | Control | 94.37 ± 1.25 | 98.78 ± 0.27 | 95.52 ± 0.69 | 95.41 ± 1.30 | 96.4 ± 0.62 | 97.34 ± 1.03 | 91.15 ± 1.43 |
| | Shift | 91.30 ± 1.63 | 91.92 ± 1.34 | 92.72 ± 0.87 | 95.14 ± 1.37 | 93.18 ± 1.16 | 96.76 ± 1.52 | 89.34 ± 2.61 |
| $t = K$ | Control | 52.60 ± 3.44 | 60.10 ± 7.10 | 68.88 ± 2.14 | 54.84 ± 6.14 | 74.38 ± 6.68 | 85.20 ± 2.27 | 44.76 ± 3.51 |
| | Shift | 33.75 ± 4.71 | 27.70 ± 5.10 | 55.12 ± 2.74 | 46.84 ± 3.94 | 65.95 ± 7.35 | 80.82 ± 2.77 | 45.92 ± 2.06 |

Table 4: Out-of-distribution forgetting on CIFAR100. Test Acc.(%) of task S at two time steps $t = S$ and $t = K$. We only report the results of these three methods in the table due to compatibility issues (e.g., CN-DPM for 100 class-incremental) or intractable testing performance (e.g., Reg. based methods and DER++) for other methods.

| CIFAR-100 | | Mem. | | |
|-----------|---------|--------------------|------------------|------------------|
| | | iCaRL | ER | GDumb |
| $t = S$ | Control | 94.6 ± 2.5 | 87.3 ± 5.3 | 96.2 ± 2.7 |
| | Shift | 91.8 ± 2.8 | 94.5 ± 1.3 | 94.0 ± 2.9 |
| $t = K$ | Control | 47.4 ± 11.0 | 23.5 ± 7.6 | 11.4 ± 5.3 |
| | Shift | 28.0 ± 12.4 | 5.5 ± 3.1 | 7.0 ± 4.6 |

groups, the accuracy was tested at the end of the experiment. The testing accuracies of the tasks in the shift group were almost identical to those in the control group when there was no distribution shift in the training data. The result indicates that slight spillover caused by the distribution shift in a specific task affects the rest. Similarly, we further examined the rest experiments with different CL settings and algorithms. Figure 4 illustrates the average accuracy of tasks without data distribution shifting in the control and shift groups. The minor difference verifies that OODF only affects the target task with data distribution shifting in the learning sequence.

3.5.3 Continual Detrimental

Is the above phenomenon specific to CL? Or is it just a form of data poisoning working for all learning systems? To answer this question, We conducted joint learning experiments in the same setting as the above for OODF evaluation,

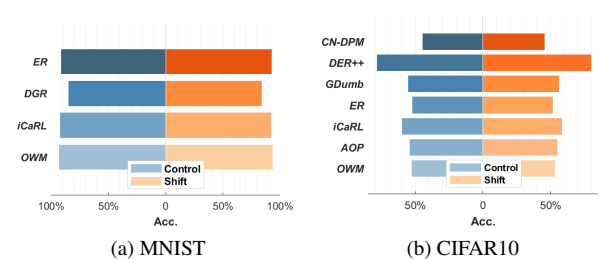


Figure 4: Comparison of non-target tasks' accuracies between standard and shift experiments. The results were obtained by averaging the accuracies for all tasks except for task S after the whole CL learning procedure was completed. The left (right) bars for each figure are the results for the control (shift) group.

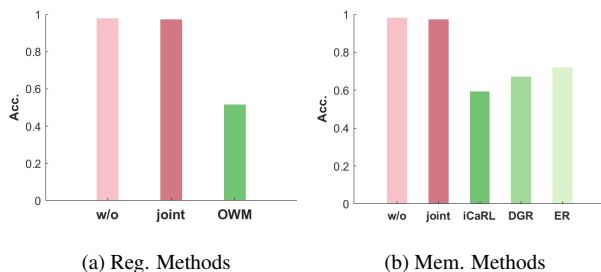


Figure 5: Comparison between joint learning and CL under the same distribution shift with various network structures tested on SplitMNIST-10. In each figure, the light pink bar on the leftmost indicates joint training without shifts, the pink bar nearby indicates joint learning with shifts, and the green bars indicate different CL methods.

including the same dataset D_{train} and network structures.

$$D_{train} = \left(\bigcup_{t=1, t \neq S}^K D_{train}^t \right) \cup \hat{D}_{train}^S \quad (2)$$

In Fig. 5 we show the CL dependency of OODF by evaluating the distribution-shifted task in two different learning paradigms. The green bars in each figure represent the testing accuracy of the task with distribution-shifted data in the continual learning, while the pink bars represent the corresponding accuracy of the task learning jointly with and without the same shifts samples. These results indicate that the existence of a large range of shifts which is more detrimental to CL than joint learning.

3.6. Analysis

3.6.1 Occlusion strength

The intra-class distribution shift relies on occlusion strength ϵ , intra-class percentage r , and the number of shifted pixels. Based on the splitMNIST-10 task and OWM algorithm in Sec. 3.5.1, we estimated these three factors w.r.t. test the accuracy of the target task.

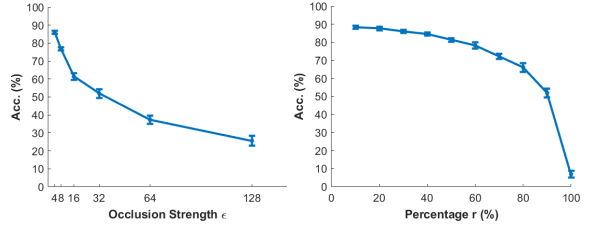
Table 5: Impact of strength: the number of shifted pixels. OWM on MNIST.

| Number | 1 | 4 | 9 | 16 |
|--------|--------|--------|--------|--------|
| Acc. | 56.34% | 51.90% | 44.55% | 39.60% |

In Fig. 6a, we evaluate the final performance of digit 3, when giving different occlusion strength levels ranging from $\epsilon = 4$ to 128, listed on X-axis. We can see that the test accuracy dropped quickly at a low ϵ value, $\epsilon = 16$ for example. It indicates that even an occlusion with small strength will lead to OODF. Fig. 6b shows that test accuracy stays in the plateau at a low percentage level and drops until reaching a high level, suggesting that a high percentage level is needed to cause significant OODF. We further report the results using numbers of shifted pixels as different strengths in Tab. 5, which shows a similar trend, indicating that the larger number of shifted pixels, the more significant of OODF.

3.6.2 Various conditions of shift

We further examined if OODF depends on specific types of distribution shifts. To this end, we replaced the explicit distribution shift (*i.e.* occlusion) in Sec. 3.3 with an implicit one, *i.e.*, adversarial samples (Fig. 2c), and kept other settings the same. The results show a trend consistent with the occlusion condition. We tested digit 3 at t_3 and t_9 , it dropped from $94.28 \pm 0.62\%$ to $22.78 \pm 2.47\%$, compared to occlusion, $92.85 \pm 0.76\%$ to $51.90 \pm 2.36\%$.



(a) Impact of occlusion strength ϵ (b) Impact of shift percentage r

Figure 6: Influences of distribution shift factors

3.6.3 Mechanism of OODF

We hypothesized that frequently occurring shifts can serve as informative features for classification. This compromises the mechanism designed to protect the intrinsic features for the learned class, leading to severe CF in subsequent learning, especially when the less-protected features overlap with the features in new classes.

Table 6: Test accuracy of the digit 3 after learning each task.

| Task-ID | 3 | 4 | 5 | 6 | 7 | 8 | 9 |
|---------|--------|--------|---------------|--------|--------|---------------|--------|
| Control | 99.54% | 98.58% | 92.40% | 92.40% | 92.05% | 90.02% | 89.34% |
| Shift | 94.28% | 88.62% | 50.64% | 41.21% | 37.91% | 24.80% | 22.78% |

Specifically, we take the results in Sec. 3.6.2 for analysis. The in-process test accuracy of digit 3 from t_0 to t_9 was shown in Tab. 6, and the performance drops significantly at t_5 and t_8 . Let \mathcal{D}_3 be the distribution of clean digit 3 and $\hat{\mathcal{D}}_3$ be the distribution of shifted digit 3. Assume $\mathcal{D}'_3 = \mathcal{D}_3 - (\mathcal{D}_3 \cap \hat{\mathcal{D}}_3)$ and $\hat{\mathcal{D}}'_3 = \hat{\mathcal{D}}_3 - (\mathcal{D}_3 \cap \hat{\mathcal{D}}_3)$. We make the following conjecture: (i) In the learning process of the OODF scenario, the feature of $\mathcal{D}_3 \cap \hat{\mathcal{D}}_3$ was protected. Meanwhile, features of $\hat{\mathcal{D}}_3$ overlap with that of subsequent tasks. (ii) Performance on clean 3 mainly depends on \mathcal{D}'_3 rather than $(\mathcal{D}_3 \cap \hat{\mathcal{D}}_3)$. Taken together, OODF happens on digit 3. We show that the accuracy of digit 3 drops significantly after subsequently learning 5 and 8.

To test the hypothesis, we constructed a 3-layer binary classification MLP that distinguishes \mathcal{D}_3 and $\hat{\mathcal{D}}_3$ as large as possible (Fig. 7. row 1, column 1). Input any other digit through this MLP, we take \mathbb{R}^2 output vector and construct a feature map. Consistent with the hypothesis, we found 5 and 8 overlap more with clean 3 than other digits (*e.g.* digit 7. row 1, column 3).

These results revealed why parameter-isolation-based methods are not sensitive to OODF (*c.f.* Tab. 3). The feature space representations in these methods vary from task to task, and more importantly, they are independent from each other. In contrast, regularization-based and memory-based methods share a public representation space for every task, which causes interference. Despite the robustness of

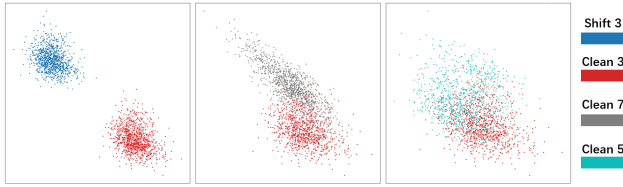


Figure 7: Feature maps of digits.

the parameter-isolation-based methods towards OODF, they may be not suited to deal with a large amount of CL tasks due to the increasing structural complexity. Our results thus highlight the need to develop regularization-based and memory-based approaches that are more robust to OODF.

4. Conclusion

In this work, we identify a new phenomenon of catastrophic forgetting, named out-of-distribution forgetting, and demonstrate how it can significantly affect the robustness of CL. Although OODF is described here in the image classification task under the class incremental scenario, it is straightforward to extend to other CL tasks in computer vision or natural language processing. OODF reveals the vulnerability of current CL methods in dealing with intra-class distribution shifts, which could be introduced intentionally or by unnoticed perturbations. This is well-conceivable in both attacking or accidental scenarios.

More generally, our work suggests that the catastrophic forgetting problem in CL is more complex than we previously recognized, and it is likely that other forms of CF cannot be dealt with by the majority of current CL approaches may exist. Thus, it is of theoretical and practical importance to investigate the issue of CF more comprehensively, which will guide the development of more robust CL approaches that can work in complex environments.

References

- [1] Pietro Buzzega, Matteo Boschini, Angelo Porrello, Davide Abati, and SIMONE CALDERARA. Dark Experience for General Continual Learning: a Strong, Simple Baseline. *Advances in Neural Information Processing Systems*, 33:15920–15930, 2020. 2
- [2] Massimo Caccia, Pau Rodriguez, Oleksiy Ostapenko, Fabrice Normandin, Min Lin, Lucas Page-Caccia, Issam Hadj Laradji, Irina Rish, Alexandre Lacoste, David Vázquez, and Laurent Charlin. Online Fast Adaptation and Knowledge Accumulation (OSAKA): a New Approach to Continual Learning. *Advances in Neural Information Processing Systems*, 33:16532–16545, 2020. 3
- [3] Matthias De Lange, Rahaf Aljundi, Marc Masana, Sarah Parisot, Xu Jia, Aleš Leonardis, Gregory Slabaugh, and Tinne Tuytelaars. A Continual Learning Survey: Defying Forgetting in Classification Tasks. *IEEE Transactions on Pattern Analysis and Machine Intelligence*, 44(7):3366–3385, 2022. 2
- [4] Ian J. Goodfellow, Mehdi Mirza, Da Xiao, Aaron Courville, and Yoshua Bengio. An Empirical Investigation of Catastrophic Forgetting in Gradient-Based Neural Networks. *arXiv preprint arXiv:1312.6211*, 2015. 1
- [5] Ian J. Goodfellow, Jonathon Shlens, and Christian Szegedy. Explaining and Harnessing Adversarial Examples. *arXiv preprint arXiv:1412.6572*, 2015. 4
- [6] Yiduo Guo, Wenzheng Hu, Dongyan Zhao, and Bing Liu. Adaptive Orthogonal Projection for Batch and Online Continual Learning. *Proceedings of the AAAI Conference on Artificial Intelligence*, 36:6783–6791, 2022. 2
- [7] Yunhui Guo, Mingrui Liu, Yandong Li, Liqiang Wang, Tianbao Yang, and Tajana Rosing. Attacking Lifelong Learning Models with Gradient Reversion. 2019. <https://openreview.net/pdf?id=SJlpy64tvB>. 3
- [8] Kaiming He, Xiangyu Zhang, Shaoqing Ren, and Jian Sun. Deep Residual Learning for Image Recognition. *arXiv preprint arXiv:1512.03385*, 2015. 1
- [9] Dan Hendrycks and Thomas Dietterich. Benchmarking Neural Network Robustness to Common Corruptions and Perturbations. *arXiv preprint arXiv:1903.12261*, 2019. 3
- [10] Dan Hendrycks, Norman Mu, Ekin D. Cubuk, Barret Zoph, Justin Gilmer, and Balaji Lakshminarayanan. AugMix: A Simple Data Processing Method to Improve Robustness and Uncertainty. *arXiv preprint arXiv:1912.02781*, 2020. 3
- [11] Yen-Chang Hsu, Yen-Cheng Liu, Anita Ramasamy, and Zolt Kira. Re-evaluating Continual Learning Scenarios: A Categorization and Case for Strong Baselines. *arXiv preprint arXiv:1810.12488*, 2019. 2
- [12] Matthew Jagielski, Alina Oprea, Battista Biggio, Chang Liu, Cristina Nita-Rotaru, and Bo Li. Manipulating Machine Learning: Poisoning Attacks and Countermeasures for Regression Learning. In *2018 IEEE Symposium on Security and Privacy (SP)*, pages 19–35, 2018. 3
- [13] James Kirkpatrick, Razvan Pascanu, Neil Rabinowitz, Joel Veness, Guillaume Desjardins, Andrei A. Rusu, Kieran Milan, John Quan, Tiago Ramalho, Agnieszka Grabska-Barwinska, Demis Hassabis, Claudia Clopath, Dharshan Kumaran, and Raia Hadsell. Overcoming catastrophic forgetting in neural networks. *PNAS*, 114(13):3521–3526, 2017. 1, 3
- [14] Dhireesha Kudithipudi, Mario Aguilar-Simon, Jonathan Babb, Maxim Bazhenov, Douglas Blackiston, Josh Bongard, Andrew P. Brna, Suraj Chakravarthi Raja, Nick Cheney, Jeff Clune, Anurag Daram, Stefano Fusi, Peter Helfer, Leslie Kay, Nicholas Ketz, Zolt Kira, Soheil Kolouri, Jeffrey L. Krichmar, Sam Kriegman, Michael Levin, Sandeep Madireddy, Santosh Manicka, Ali Marjaninejad, Bruce McNaughton, Risto Miiikkulainen, Zaneta Navratilova, Tej Pandit, Alice Parker, Praveen K. Pilly, Sebastian Risi, Terrence J. Sejnowski, Andrea Soltoggio, Nicholas Soures, Andreas S. Tolia, Darío Urbina-Meléndez, Francisco J. Valero-Cuevas, Guido M. van de Ven, Joshua T. Vogelstein, Felix Wang, Ron Weiss, Angel Yanguas-Gil, Xinyun Zou, and Hava Siegelmann. Biological underpinnings for lifelong learning machines. *Nat Mach Intell*, 4(3):196–210, 2022. 1, 2

- [15] Yann LeCun, Yoshua Bengio, and Geoffrey Hinton. Deep learning. *Nature*, 521(7553):436–444, 2015. 1
- [16] Soochan Lee, Junsoo Ha, Dongsu Zhang, and Gunhee Kim. A Neural Dirichlet Process Mixture Model for Task-Free Continual Learning. *arXiv preprint arXiv:2001.00689*, 2020. 2
- [17] Huayu Li and Gregory Ditzler. Targeted Data Poisoning Attacks Against Continual Learning Neural Networks. In *2022 International Joint Conference on Neural Networks (IJCNN)*, pages 1–8, 2022. 3
- [18] Yiming Li, Yong Jiang, Zhifeng Li, and Shu-Tao Xia. Backdoor Learning: A Survey. *IEEE Transactions on Neural Networks and Learning Systems*, pages 1–18, 2022. 3
- [19] Zhizhong Li and Derek Hoiem. Learning without Forgetting. *IEEE Transactions on Pattern Analysis and Machine Intelligence*, 40(12):2935–2947, 2018. 1
- [20] Zheda Mai, Ruiwen Li, Jihwan Jeong, David Quispe, Hyunwoo Kim, and Scott Sanner. Online continual learning in image classification: An empirical survey. *Neurocomputing*, 469:28–51, 2022. 2, 5
- [21] Michael McCloskey and Neal J. Cohen. Catastrophic Interference in Connectionist Networks: The Sequential Learning Problem. In Gordon H. Bower, editor, *Psychology of Learning and Motivation*, volume 24, pages 109–165. Academic Press, 1989. 1
- [22] Martin Mundt, Yongwon Hong, Iuliia Pliushch, and Visvanathan Ramesh. A wholistic view of continual learning with deep neural networks: Forgotten lessons and the bridge to active and open world learning. *Neural Networks*, 2023. 3
- [23] Martin Mundt, Iuliia Pliushch, Sagnik Majumder, Yongwon Hong, and Visvanathan Ramesh. Unified Probabilistic Deep Continual Learning through Generative Replay and Open Set Recognition. *Journal of Imaging*, 8(4):93, 2022. 3
- [24] Anh Nguyen, Jason Yosinski, and Jeff Clune. Deep Neural Networks Are Easily Fooled: High Confidence Predictions for Unrecognizable Images. *Proceedings of the IEEE Conference on Computer Vision and Pattern Recognition*, pages 427–436, 2015. 3
- [25] Ameya Prabhu, Philip H. S. Torr, and Puneet K. Dokania. GDumb: A Simple Approach that Questions Our Progress in Continual Learning. In Andrea Vedaldi, Horst Bischof, Thomas Brox, and Jan-Michael Frahm, editors, *Computer Vision – ECCV 2020*, pages 524–540, 2020. 2
- [26] Roger Ratcliff. Connectionist models of recognition memory: Constraints imposed by learning and forgetting functions. *Psychological Review*, 97:285–308, 1990. 1
- [27] Sylvestre-Alvise Rebuffi, Alexander Kolesnikov, Georg Sperl, and Christoph H. Lampert. iCaRL: Incremental Classifier and Representation Learning. *Proceedings of the IEEE Conference on Computer Vision and Pattern Recognition*, pages 2001–2010, 2017. 1, 2
- [28] Kui Ren, Tianhang Zheng, Zhan Qin, and Xue Liu. Adversarial Attacks and Defenses in Deep Learning. *Engineering*, 6(3):346–360, 2020. 3
- [29] David Rolnick, Arun Ahuja, Jonathan Schwarz, Timothy Lillicrap, and Gregory Wayne. Experience Replay for Continual Learning. *Advances in Neural Information Processing Systems*, 32, 2019. 2
- [30] Andrei A. Rusu, Neil C. Rabinowitz, Guillaume Desjardins, Hubert Soyer, James Kirkpatrick, Koray Kavukcuoglu, Razvan Pascanu, and Raia Hadsell. Progressive Neural Networks. *arXiv preprint arXiv:1606.04671*, 2016. 1
- [31] Mohammadreza Salehi, Hossein Mirzaei, Dan Hendrycks, Yixuan Li, Mohammad Hossein Rohban, and Mohammad Sabokrou. A Unified Survey on Anomaly, Novelty, Open-Set, and Out-of-Distribution Detection: Solutions and Future Challenges. *Transactions on Machine Learning Research*, 2022. 3
- [32] Jonathan Schwarz, Jelena Luketina, Wojciech M. Czarnecki, Agnieszka Grabska-Barwinska, Yee Whye Teh, Razvan Pascanu, and Raia Hadsell. Progress & Compress: A scalable framework for continual learning. *arXiv preprint arXiv:1805.06370*, 2018. 3
- [33] Zheyang Shen, Jiashuo Liu, Yue He, Xingxuan Zhang, Renzhe Xu, Han Yu, and Peng Cui. Towards Out-Of-Distribution Generalization: A Survey. *arXiv preprint arXiv:2108.13624*, 2021. 1, 3
- [34] Hanul Shin, Jung Kwon Lee, Jaehong Kim, and Jiwon Kim. Continual Learning with Deep Generative Replay. *arXiv preprint arXiv:1705.08690*, 2017. 2, 3
- [35] David Silver, Julian Schrittwieser, Karen Simonyan, Ioannis Antonoglou, Aja Huang, Arthur Guez, Thomas Hubert, Lucas Baker, Matthew Lai, Adrian Bolton, Yutian Chen, Timothy Lillicrap, Fan Hui, Laurent Sifre, George van den Driessche, Thore Graepel, and Demis Hassabis. Mastering the game of Go without human knowledge. *Nature*, 550(7676):354–359, 2017. 1
- [36] Christian Szegedy, Wojciech Zaremba, Ilya Sutskever, Joan Bruna, Dumitru Erhan, Ian Goodfellow, and Rob Fergus. Intriguing properties of neural networks. *arXiv preprint arXiv:1312.6199*, 2014. 3
- [37] Muhammad Umer, Glenn Dawson, and Robi Polikar. Targeted Forgetting and False Memory Formation in Continual Learners through Adversarial Backdoor Attacks. In *2020 International Joint Conference on Neural Networks (IJCNN)*, pages 1–8, 2020. 3
- [38] Muhammad Umer and Robi Polikar. Adversarial Targeted Forgetting in Regularization and Generative Based Continual Learning Models. In *2021 International Joint Conference on Neural Networks (IJCNN)*, pages 1–8, 2021. 3
- [39] Muhammad Umer and Robi Polikar. False Memory Formation in Continual Learners Through Imperceptible Backdoor Trigger. *arXiv preprint arXiv:2202.04479*, 2022. 3
- [40] Gido M. van de Ven and Andreas S. Tolias. Three scenarios for continual learning. *arXiv preprint arXiv:1904.07734*, 2019. 2
- [41] Binbin Yang, Xincheng Deng, Han Shi, Changlin Li, Gengwei Zhang, Hang Xu, Shen Zhao, Liang Lin, and Xiaodan Liang. Continual Object Detection via Prototypical Task Correlation Guided Gating Mechanism. *Proceedings of the IEEE/CVF Conference on Computer Vision and Pattern Recognition*, pages 9255–9264, 2022. 1
- [42] Guanxiong Zeng, Yang Chen, Bo Cui, and Shan Yu. Continual learning of context-dependent processing in neural networks. *Nat Mach Intell*, 1(8):364–372, 2019. 2

- [43] Friedemann Zenke, Ben Poole, and Surya Ganguli. Continual Learning Through Synaptic Intelligence. *International Conference on Machine Learning*, pages 3987–3995, 2017.