

# The Minimax Risk in Histogram-Based Uniformity Testing under Missing Ball Alternatives

Alon Kipnis

School of Computer Science, Reichman University, Hertzliya, Israel.

## Abstract

We study the problem of testing the goodness of fit of a discrete sample from many categories to the uniform distribution over the categories. As a class of alternative hypotheses, we consider the removal of an  $\ell_p$  ball of radius  $\epsilon$  around the uniform rate sequence for  $p \leq 2$ . When the number of samples  $n$  and number of categories  $N$  go to infinity while  $\epsilon$  is small, the minimax risk  $R_\epsilon^*$  in testing based on the sample's histogram (number of absent categories, singletons, collisions, ...) asymptotes to  $2\Phi(-nN^{2-2/p}\epsilon^2/\sqrt{8N})$ ;  $\Phi(x)$  is the normal CDF. This result allows the comparison of the many estimators previously proposed for this problem at the constant level, rather than at the rate of convergence of the risk or the scaling order of the sample complexity. The minimax test mostly relies on collisions in the very small sample limit but otherwise behaves like the chisquared test. Empirical studies over a range of problem parameters show that our estimate is accurate in finite samples and that the minimax test is significantly better than the chisquared test or a test that only uses collisions. Our analysis relies on the asymptotic normality of histogram ordinates, the equivalence between the minimax setting and a Bayesian setting, and the characterization of the least favorable prior by reducing a multi-dimensional optimization problem to a one-dimensional problem.

## I. INTRODUCTION

### A. Background

We have data recording the occurrences of items from a large number of  $N$  categories. We are interested in testing if the occurrences are uniform in the sense that they all obey the same Poisson law independently across categories, or perhaps they obey Poisson laws of inhomogeneous rate sequence taken from an alternative class. In this work, the alternative class is obtained by the removal of an  $\ell_p$  ball of radius  $\epsilon$  around the uniform frequency sequence  $U := (1/N, \dots, 1/N) \in \mathbb{R}_+^N$ . In particular, we seek to characterize the minimax risk  $R_\epsilon^*$  against this alternative class as a function of  $p, \epsilon, N$ , and the number of occurrences  $n$ . The minimax analysis is commonly understood as a two-person game of the statistician versus Nature: Nature plays a choice of a frequency sequence  $Q \in \mathbb{R}_+^N$  which may be in the null or the alternative. Such a choice gives rise to a distribution of the data. The statistician plays an estimator  $\psi$  to decide whether  $Q$  is in the null or the alternative [2], [3]. The problem of

testing the uniformity of a sample arises frequently in science and engineering. As recent examples, the uniformity of sequences of bitstrings appears to play a significant role in the validity of certain claims in quantum theory and computing [4], [5], [6].

The problem is closely related to non-parametric hypothesis testing on densities [2], [7], [8], [9] and to testing for the uniformity under a multinomial model [10], [11], [12], [13]. In these contexts, [8] characterized the minimax risk when each sequence in the alternative is a binned version of a smooth density function and showed that the minimax test is based on the natural chisquared statistic. In recent years, works originating from the field of property testing in computer science [14] focused on testing uniformity against discrete distributions that do not necessarily arise as binned versions of smooth densities [11], [12], [15], [16], [17]. Instead, they may be unrestricted or obey other properties [18], [19], [20]. Furthermore, the focus is usually on the case of  $n$  much smaller than  $N$ , denoted as the "sub-linear" regime. These works characterized the optimal rate of convergence of estimators, e.g., the number of samples guaranteeing vanishing minimax risk in the other problem parameters. Nevertheless, these previous works neither provide the minimax asymptotic risk nor the minimax test which remained open problems. The goal of the present work is to fill these gaps for tests based on the sample histogram under the Poisson model.

As a way to understand the importance of characterizing the asymptotic minimax risk, consider the many different estimators in the literature attaining the optimal sample complexity [11], [12], [21], [15], [22]. The minimax risk provides a way to compare these estimators at the constant level, in analogy to Pinsker's constant in non-parametric function estimation and Fisher's information in parametric estimation; see the discussion in [23].

## B. Contributions

In this work, we make no assumptions about the smoothness of sequences in the alternative, unlike previous works on non-parametric hypothesis testing on densities. We assume that  $p \in (0, 2]$ , and that  $n/N$  is uniformly bounded from above, a situation that covers the so-called "sub-linear" regime in which  $n/N \rightarrow 0$ . We consider linear tests that are based on the counts' histogram (number of missing categories, singletons, collisions,...) and a class of alternative Poisson rates that guarantee asymptotic homoscedasticity. Under this situation, we pin down the asymptotic minimax risk  $R_\epsilon^*$  as  $n \rightarrow \infty$  and  $\epsilon \rightarrow 0$  by

$$\lim_{n \rightarrow \infty} \frac{R_\epsilon^*}{2\Phi\left(-\frac{\epsilon^2 n}{\sqrt{8N}} N^{2-2/p}\right)} = 1. \quad (1)$$

As it turns out, the approximation (1) provides to  $R_\epsilon^*$  is fairly accurate in finite  $n$ ,  $N$ , and small values of  $\epsilon$ , as we demonstrate using numerical experiments; see Figure 3 below. Our experiments also demonstrate the dominance of the minimax test over the  $\chi^2$  test and over a test that is based only on collisions.

Our asymptotic characterization of the minimax risk significantly sharpens known results. For example, (1) implies that vanishing minimax risk requires

$$\frac{n\epsilon^2}{\sqrt{N}} N^{2-2/p} \rightarrow \infty. \quad (2)$$

This condition describes the sample complexity of the problem and coincides with previous results, e.g. [24, Corollary 1] and [12] for the case  $p = 1$  and under a related multinomial sampling model. Recently, [22] suggested

a more precise asymptotic description of  $R_\epsilon^*$  than (2), under the assumption that the variance of the test under the null and alternative sequences are asymptotically equivalent. Our setup includes a geometric restriction on the alternative set that turns out to guarantee such homoscedasticity but does not seem to limit the generality of the results.

Our methodology adapts methods developed for the problem of detecting a signal in white Gaussian noise background [2], [8], [25], [9], [26]. Specifically, we reduce the minimax problem to a Bayesian problem and replace minimization over sequence priors with a series of tractable one-dimensional minimization problems, similarly to [8], [25]. It seems possible to extend our analysis to testing the fit to some non-uniform distributions and the removal of convex bodies other than the  $\ell_p$  balls by following similar techniques as in [25], [26]. For example, an additional  $\ell_q$  restriction for  $q \rightarrow 0$  on the class of alternatives may be relevant for minimax analyses under sparsity constraints as in [27], [28]. We leave these extensions as future work.

### C. Problem Formulation

Let  $O_1, \dots, O_N$  record the occurrences of items from  $N$  categories. We assume that the occurrences are independent and that  $O_i$  is sampled from a Poisson distribution of rate  $nQ_i$ . We are interested to test whether  $Q_i = 1/N$  for all  $i = 1, \dots, N$ , or not. We reduce attention to the counts' histogram (aka the data's *pattern* [29] or *fingerprint* [30]):

$$X_m = \sum_{i=1}^N \mathbf{1}\{O_i = m\}, \quad m = 0, 1, 2, \dots$$

For example,  $X_0$  is the number of categories not represented in the sample,  $X_1$  is the number of singletons, and  $X_2$  is the number of pairwise collisions or coincidences. We consider tests that reject the null for large values of

$$T(w) = \langle w, X \rangle = \sum_{m=0}^{\infty} X_m w_m \quad (3)$$

for some non-zero weights sequence (kernel)  $w := \{w\} = \{w\}_{m=0,1,\dots}$ . Note that the sum in (3) is well-defined because  $X_m = 0$  for all  $m > n$ . Our analysis, however, requires some restrictions on the sequence  $\{w\}$ . One simple condition that meets our needs is an exponential growth constraint:

$$w_m \leq e^{C \cdot m}, \quad \forall m \geq 0, \quad \text{for some global } C > 0. \quad (4)$$

As a set of alternative rate sequences  $V_\epsilon$ , we consider

$$V_\epsilon := B_{\xi/N}^\infty(U) \setminus B_\epsilon^p(U), \quad (5)$$

where

$$B_{\xi/N}^\infty(P) := \{Q : \|P - Q\|_\infty \leq \xi/N\}, \quad \xi > 0,$$

$$B_\epsilon^p(P) := \{Q : \|P - Q\|_p \leq \epsilon\}, \quad \epsilon > 0, \quad p \in (0, 2].$$

In words, the set of alternatives  $V_\epsilon$  is an  $\ell_\infty$  ball (hypercube) of radius  $\xi/N$  around  $U$  with an  $\ell_p$  ball removed; see a conceptual illustration in Figure 1. We note that  $V_\epsilon$  is empty unless

$$\epsilon \leq \xi N^{-1+1/p}, \quad (6)$$

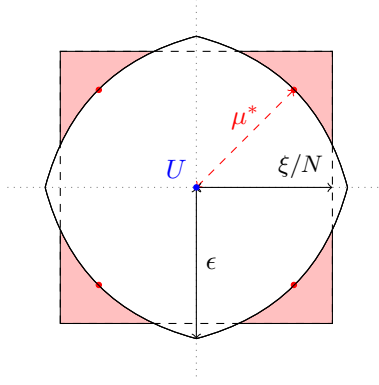


Fig. 1. Conceptual sketch of the class of alternative  $V_\epsilon$  (shaded red) for  $N = 2$  dimensions and  $p \leq 2$ . The least favorable rate sequences in  $V_\epsilon$  are typical realizations of the least favorable prior. This prior turns out to be supported over points at the boundary of the ball  $B_\epsilon^p(U)$  closest to the center and in the interior of the hypercube  $B_{\xi/N}^\infty(U)$  (indicated by 4 red dots).  $\mu^*$  is the perturbation defining the least favorable prior. Note that, the ball  $B_\epsilon^p(U)$  may or may not be entirely contained in the hypercube  $B_{\xi/N}^\infty(U)$ , depending on whether  $\xi/N > \epsilon$  or not.

an assumption we use throughout to obtain a meaningful setting. Additionally, we will assume that both  $\epsilon$  and  $\xi$  converge to zero as  $n$  goes to infinity. Note that when  $p \geq 1$ , the convergence  $\epsilon \rightarrow 0$  follows from  $\xi \rightarrow 0$  and (6). Constraining the set of alternative rate sequences to the hypercube  $B_{\xi/N}^\infty$  turns out to guarantee that the variance of  $T(w)$  under the null and alternative are asymptotically equivalent. We discuss the necessity of this constraint and potential loss in generality it introduces in Section IV below. To summarize, the choice of  $Q$  give rise to a distribution over  $X_0, X_1, \dots$ ; we test

$$H_0 : Q = U \text{ versus } H_1 : Q \in V_\epsilon. \quad (7)$$

Given a test  $\psi : \mathbb{N}^\infty \rightarrow \{0, 1\}$  based on (3) and a specific sequence of frequencies  $Q$ , the risk of  $\psi = \psi(X_0, X_1, \dots)$  is

$$R(\psi, Q) := \Pr[1 - \psi | H_1] + \Pr[\psi | H_0].$$

We are interested in the minimax risk, defined as

$$R_\epsilon^* := \inf_{\psi} \sup_{Q \in V_\epsilon} R(\psi, Q). \quad (8)$$

#### D. Paper Outline

The analysis and results are described in Section II. In Section III, we report on numerical simulations. Additional discussion and remarks are provided in Section IV. All the proofs are in the Appendix.

## II. ANALYSIS AND MAIN RESULTS

### A. Bayesian Setup

Assume that the sequence  $Q$  is sampled from some prior  $\pi^N$  over  $\mathbb{R}_+^N$ . The Bayes risk of a test  $\psi$  is defined as

$$\rho(\pi^N; \psi) = \mathbb{E}_{Q \sim \pi^N} [R(\psi, Q)],$$

where we used the notation

$$\begin{aligned}\mathbb{E}_{Q \sim \pi^N} [F(Q)] &= \sum_{i=1}^N \mathbb{E}_{Q_i \sim \pi_i} [F(Q_i)] \\ &= \sum_{i=1}^N \int_{\mathbb{R}} F(q) \pi_i(dq),\end{aligned}$$

for a function  $F : \mathbb{R} \rightarrow \mathbb{R}$ , assuming all per-coordinate expectation exists. We consider a set of priors in which the  $i$ -th coordinate of each member  $\pi^N$  is a probability measure over the real line such that each  $Q \sim \pi^N$  belongs to  $V_\epsilon$  "on average". Namely

$$\begin{aligned}\Pi_\epsilon &:= \{ \pi^N : \mathbb{E}_{Q \sim \pi^N} [\|Q - U\|_p^p] \geq \epsilon^p, \\ &\quad \mathbb{E}_{Q \sim \pi^N} [\|Q - U\|_\infty] \leq \xi/N \},\end{aligned}\tag{9}$$

The minimax Bayes risk over  $\Pi_\epsilon$  is defined as

$$\rho^*(\Pi_\epsilon) := \inf_{\psi} \sup_{\pi^N \in \Pi_\epsilon} \rho(\pi^N, \psi),$$

and by the minimax theorem [31], we have

$$\rho^*(\Pi_\epsilon) = \sup_{\pi^N \in \Pi_\epsilon} \inf_{\psi} \rho(\pi^N, \psi).\tag{10}$$

A prior  $\pi^{*N} \in \Pi_\epsilon$  attaining the supremum above, if exists, is called *least favorable*. Arguing as in [8], we have

$$R_\epsilon^* = \rho^*(\Pi_\epsilon) + o(1),\tag{11}$$

where  $o(1) \rightarrow 0$  as  $\epsilon \rightarrow 0$ .

As an example of an interesting set of priors, consider the set  $\Pi_\epsilon^3$  consisting of the product of three-point (or two-point if  $\eta = 1$ ) priors that are symmetric around  $U_i = 1/N$ :

$$\pi_i(\eta, \mu) = (1 - \eta)\delta_{U_i} + \frac{\eta}{2}\delta_{U_i + \mu} + \frac{\eta}{2}\delta_{U_i - \mu},\tag{12}$$

for  $i = 1, \dots, N$ . Here  $(\eta, \mu) \in \mathbb{R}_+^2$  satisfy

$$\mathbb{E}_{Q \sim \pi^N} [\|Q - U\|_p^p] = \eta\mu^p \geq \epsilon^p/N \quad \text{and} \quad |\mu| \leq \xi/N.$$

One of our key results (Theorem 4) says that  $\Pi_\epsilon^3$  contains the (unique) least favorable prior  $\pi^{*N}$  within  $\Pi_\epsilon$ , hence

$$\rho^*(\Pi_\epsilon^3) = \rho^*(\Pi_\epsilon) = R_\epsilon^* + o(1).$$

In the next section, we describe a general testing procedure for the problem (7) and characterize its asymptotic risk under a prior  $\pi^N \in \Pi_\epsilon$ .

### B. Asymptotic Bayes Risk

For  $\lambda > 0$ , let  $P_\lambda(m)$  be the Poisson probability mass function:

$$P_\lambda(m) := \Pr [\text{Pois}(\lambda) = m] = e^{-\lambda} \frac{\lambda^m}{m!},$$

for  $m = 0, 1, \dots$ . Set

$$\lambda := \lambda_{n,N} := nU_i = n/N.$$

The histogram ordinate  $X_m$  is a binomial random variable with mean

$$\mu_m^0 := \mathbb{E}[X_m] = \sum_{i=1}^N P_{nU_i}(m) = N \cdot P_\lambda(m).$$

The covariance function of the stochastic process  $\{X_m\} := \{X_m\}_{m=0,1,\dots}$  is

$$\text{Cov}[X_m, X_k] = N \begin{cases} P_\lambda(m)(1 - P_\lambda(m)) & m = k \\ -P_\lambda(m)P_\lambda(k) & m \neq k. \end{cases} \quad (13)$$

Henceforth, we write the covariance function using the infinite matrix  $\Sigma$  such that  $\Sigma_{m+1,k+1} = \text{Cov}[X_m, X_k]$ . It is convenient to write

$$\Sigma = \text{diag}(\mu^0) - \mu^0 \mu^{0\top} / N,$$

where for two sequences  $\{u\}, \{v\}$  the notation  $uv^\top$  denotes the infinite matrix whose  $(m+1, k+1)$  entry is  $u_m v_k$ , in accordance with standard vector outer product notation. We note that  $\Sigma$  is singular because  $\Sigma \mathbf{1} = 0$  with  $\mathbf{1} = (1, 1, \dots)$ .

We have

$$T(w) = \sum_{i=1}^N A_i, \quad A_i := w_{O_i}, \quad (14)$$

where  $\{w_{O_i}\}_{i=1}^N$  are independently and identically distributed under the null, with finite mean and variance. Consequently, under the null,  $T$  is asymptotically normal with mean and variance

$$\begin{aligned} \mathbb{E}[T(w)] &= \sum_{m=0}^{\infty} w_m \mu_m^0 = \langle w, \mu^0 \rangle \\ \text{Var}[T(w)] &= \langle w, \Sigma w \rangle. \end{aligned}$$

It follows that a test asymptotically of size  $\alpha$  against  $H_0$  can be obtained by rejecting when

$$\frac{T(w) - \langle w, \mu^0 \rangle}{\sqrt{\langle w, \Sigma w \rangle}} > z^{1-\alpha}, \quad \Phi(-z^{1-\alpha}) = \alpha. \quad (15)$$

Next, we consider the kernel  $w$  that maximizes the power of this test under an alternative  $\pi^N \in \Pi_\epsilon$ .

### C. Bayes Optimal Test

Under a mean shift alternative  $\mu^1$  for  $\{X_m\}$ , the vector  $w$  that maximizes the power of (15) is provided via standard linear discriminant analysis [32] using the Moore-Penrose pseudoinverse  $\Sigma^\dagger$  of  $\Sigma$  as

$$w^* = \Sigma^\dagger(\mu^1 - \mu^0). \quad (16)$$

One can verify that

$$\Sigma^\dagger := \frac{1}{N} \left( (\text{diag}[\mu^0/N])^{-1} - \mathbf{1}\mathbf{1}^\top \right). \quad (17)$$

In what follows, we analyze the mean shift in  $\{X_m\}$  and  $T(w)$  due to a prior  $\pi^N \in \Pi_\epsilon$  on  $Q$ . For  $x \in \mathbb{R}$ ,  $\lambda > 0$ , and  $m = 0, 1, \dots$ , define

$$h_{m,\lambda}(x) := e^{-x} \left(1 + \frac{x}{\lambda}\right)^m - 1, \quad (18)$$

and

$$\Delta_m(\pi^N) := P_\lambda(m) \sum_{i=1}^N \int_{\mathbb{R}} h_{m,\lambda}(n(t - U_i)) \pi_i(dt). \quad (19)$$

For a random rate sequence  $Q \sim \pi^N$ , the mean of  $X_m$  is given by

$$\begin{aligned} \mu_m^1 &:= \mathbb{E}_{Q \sim \pi^N} \left[ \sum_{i=1}^N P_{nQ_i}(m) \right] = \sum_{i=1}^N \int_{\mathbb{R}} P_{nt}(m) \pi_i(dt) \\ &= \mu_m^0 + P_\lambda(m) \sum_{i=1}^N \int_{\mathbb{R}} h_{m,\lambda}(n(t - U_i)) \pi_i(dt) \\ &= \mu_m^0 + \Delta_m(\pi^N) \end{aligned} \quad (20)$$

Therefore, we may think about  $h_{m,\lambda}(nt)$  as the relative contribution of a perturbation of  $U_i$  by  $t$  to the expected difference in  $X_m$ , and on  $\Delta_m(\pi^N)$  as the overall expected difference in  $X_m$  as a result of the random perturbations of the sequence  $U$  as described by  $\pi^N$ .

The following lemma establishes the asymptotic normality of test statistics of the form (15) under a prior  $\pi^N$  that is sufficiently close to the null. The proof is in Appendix A-A.

**Lemma 1.** *Consider an asymptotic setting in which  $n, N \rightarrow \infty$  and  $n/N \leq M$ . Let  $\{w_m\}$  satisfy (4). Let  $\pi^N = \prod_{i=1}^N \pi_i$  be a product measure on  $\mathbb{R}^N$  that satisfy, for some  $\delta > 0$ ,*

$$\sum_{m=0}^{\infty} |w_m|^{2+\delta} P_{\frac{n}{N}}(m) \left| \int_{\mathbb{R}} h_{m,\frac{n}{N}}(nt - \frac{n}{N}) \pi_i(dt) \right| = o(1), \quad (21)$$

where  $o(1) \rightarrow 0$  as  $n \rightarrow \infty$  uniformly in  $i$ . Then

$$\lim_{N \rightarrow \infty} \Pr_{Q \sim \pi^N} \left[ \frac{\sum_{m=0}^{\infty} w_m (X_m - \mu_m^1)}{\sqrt{\langle w, \Sigma w \rangle}} \leq t \right] = \Phi(t). \quad (22)$$

Lemma 1 leads to asymptotic characterizations of the power of tests of the form (15) for  $H_0$  versus any simple alternative defined by a prior  $\pi^N$ .

**Corollary 2.** *Under the conditions of Lemma 1,*

(i) *the power of any test of the form (15) asymptotes to*

$$\Phi \left( \frac{\langle w, \Delta(\pi^N) \rangle}{\sqrt{\langle w, \Sigma w \rangle}} - z^{1-\alpha} \right).$$

(ii) *the Bayes risk of the test  $\psi(\alpha, w)$  of the form (15) with*

$$z^{1-\alpha} = \frac{\langle w, \Delta(\pi^N) \rangle}{2\sqrt{\langle w, \Sigma w \rangle}} \quad (23)$$

obeys

$$\rho(\pi^N, \psi(\alpha, w)) = 2\Phi\left(-\frac{\langle w, \Delta(\pi^N) \rangle}{2\sqrt{\langle w, \Sigma w \rangle}}\right) + o(1); \quad (24)$$

this is the minimal risk for this test over levels  $\alpha \in (0, 1)$ .

All this implies the following theorem.

**Theorem 3.** Fix  $\pi^N \in \Pi_\epsilon$ . Define

$$\|\pi^N\|^2 := \langle w(\pi^N), \Sigma w(\pi^N) \rangle = \langle \Delta(\pi^N), \Sigma^\dagger \Delta(\pi^N) \rangle.$$

Consider an asymptotic setting in which  $n, N \rightarrow \infty$ ,  $\lambda = n/N \leq M$ ,  $\epsilon < \xi N^{-1+1/p}$ , and  $\xi \rightarrow 0$ . Let  $\psi^*(\pi^N)$  be the test that rejects  $H_0$  when

$$\frac{\langle X - \mu^0, \Sigma^\dagger \Delta(\pi^N) \rangle}{\|\pi^N\|} \geq \frac{\|\pi^N\|}{2}. \quad (25)$$

Then,

$$\rho(\pi, \psi^*(\pi^N)) = 2\Phi(-\|\pi^N\|/2) + o(1). \quad (26)$$

In particular, the test (25) is of minimal asymptotic risk over all tests satisfying (4).

The proof of Theorem 3 is in Appendix A-B. Note that (25) is of the form (15) with  $w = \Sigma^\dagger \Delta(\pi^N)$  and  $z^{1-\alpha} = \|\pi^N\|/2$ .

#### D. The Minimax Test

It follows from Theorem 3 that an asymptotically least favorable prior is characterized by a minimal  $\|\pi^N\|$ , i.e., solves the optimization problem

$$\begin{aligned} &\text{minimize: } \|\pi^N\| \\ &\text{subject to: } \pi \in \Pi_\epsilon. \end{aligned} \quad (27)$$

This problem is analogous to the optimization problems studied in [8, Part II] and [25]. The solution is provided in the following Theorem. The proof is in Appendix A-C.

**Theorem 4.** Let  $p \leq 2$ . Consider an asymptotic setting in which  $n, N \rightarrow \infty$ ,  $\lambda = n/N \leq M$ ,  $\epsilon < \xi N^{-1+1/p}$ , and  $\xi \rightarrow 0$ . Let  $\pi^{*N}$  be a product distribution with coordinates

$$\pi_i^* = \frac{1}{2}\delta_{U_i + \epsilon N^{-1/p}} + \frac{1}{2}\delta_{U_i - \epsilon N^{-1/p}}, \quad i = 1, \dots, N. \quad (28)$$

Then

$$\rho(\pi^{*N}, \psi^*) = \rho^*(\Pi_\epsilon), \quad \psi^* := \psi^*(\pi^{*N}).$$

Theorem 4 says that the least favorable prior in  $\Pi_\epsilon$  is unique and of the form (12) with  $\eta = 1$  and  $\mu = \epsilon N^{-1/p}$ . This prior is conceptually illustrated by the 4 red dots in Figure 1. As a result, the minimax test is obtained by



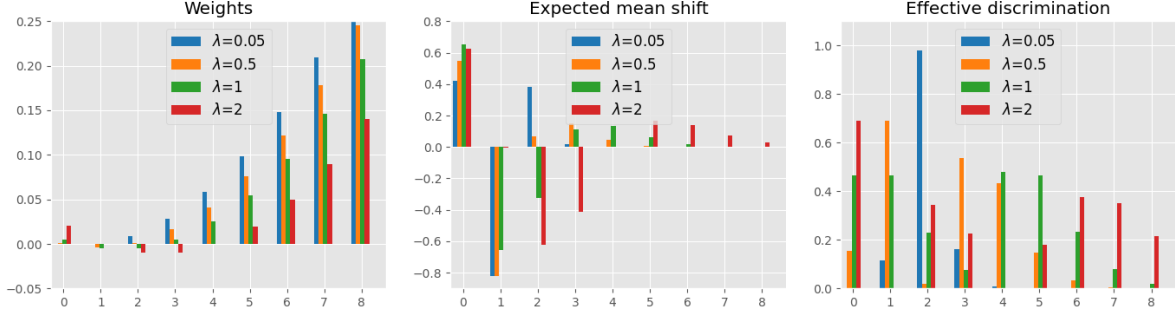


Fig. 2. The weights of the minimax kernel  $w^* = w(\pi^{*N})$  and their expected contribution to differences in the minimax test statistic. Left: bars proportional to the coordinates of  $w^*$ :  $w_0^*$  is the weight for missing categories,  $w_1^*$  for singletons,  $w_2^*$  for pairwise collisions, etc. Center: The expected shift in the mean of histogram ordinates under the least favorable prior  $\pi^{*N}$  ( $\Delta(\pi^{*N})$  of (29)). Right: the normalized product of  $w_m(\pi^{*N})\Delta_m(\pi^{*N})$  providing effective discrimination.  $w_m(\pi^{*N})\Delta_m(\pi^{*N})$  is the expected difference each histogram ordinate contributes to the minimax test statistic under  $\pi^{*N}$  compared to  $H_0$ . Different colors correspond to different values of  $\lambda = n/N$ . Here  $n = 10,000$  and  $\epsilon = 0.1$  are fixed. As  $\lambda \rightarrow 0$ , the contribution to the minimax test is only from the pairwise collision statistics  $X_2$ .

using  $\pi^{*N}$  in (25), i.e. the test with kernel  $w(\pi^{*N}) = \Sigma^\dagger \Delta(\pi^{*N})$ . Here the  $m$ -th coordinate of  $\Delta(\pi^{*N})$  is given by

$$\Delta_m(\pi^{*N}) = NP_\lambda(m)g_{m,\lambda}(n\epsilon N^{-1/p}), \quad (29)$$

where

$$g_{m,\lambda}(x) := \frac{h_{m,\lambda}(x) + h_{m,\lambda}(-x)}{2}.$$

Notice that  $\sum_{m=0}^{\infty} \Delta_m(\pi^{*N}) = 0$ , a fact that merely says that the expected sample size under the least favorable prior equals its expected size under the null. We conclude:

**Corollary 5.** Consider  $\pi^{*N}$  of (28). The minimax test's kernel is

$$w^* := w(\pi^{*N}) = (\text{diag}(\mu^0))^{-1} \Delta(\pi^{*N}) \quad (30)$$

and

$$\begin{aligned} \|\pi^{*N}\|^2 &= \langle \Delta(\pi^{*N}), \text{diag}(1/\mu^0) \Delta(\pi^{*N}) \rangle \\ &= N \sum_{m=0}^{\infty} P_\lambda(m) g_{m,\lambda}^2(n\epsilon N^{-1/p}). \end{aligned} \quad (31)$$

Figure 2 illustrates, for several values of  $\lambda = n/N$  and  $m$ , the kernel weight  $w_m^*$ , the mean shift in  $X_m$ , and the difference in the test statistic  $X_m$  is accounted for. From (30) and (32) we also get

$$w_m^* = \frac{\epsilon^2 N^{2-2/p}}{2} (m(m-1) - 2m\lambda + \lambda^2 + o(1)).$$

This shows that the minimax test behaves similarly to the chisquared test for large values of  $m$  due to the quadratic term, but with some differences for small values that are particularly important when  $n/N$  is small. In order to understand these differences, it is useful to consider the expected difference between the null and alternative in the minimax test statistic the  $m$ -th histogram ordinate is accounted for. This difference is described by the term

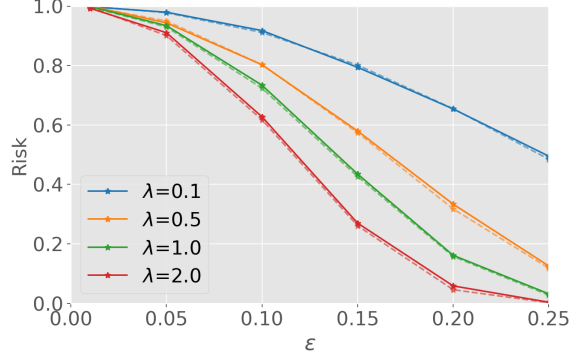


Fig. 3. Empirical (continuous) and theoretical (dashed) risk under the least favorable prior versus  $\epsilon$  for several values of  $\lambda = n/N$  and  $p = 1$ . The empirical risk in each configuration is the average error in 10,000 Monte-Carlo trials. In each trial, we used  $n = 10,000$  samples from the null and  $n = 10,000$  samples from the alternative to evaluate the Type-I and Type-II errors, respectively.

$w_m^* \Delta_m(\pi^{*N})$ , which we denote as the effective discrimination of  $X_m$ . As  $\lambda \rightarrow 0$ , this contribution is entirely from the pairwise collision statistic  $X_2$ . The situation is illustrated in the right-hand side of Figure 2.

#### E. The Minimax Risk

Combining (11) with Theorems 3 and 4, we conclude that, provided  $\epsilon \rightarrow 0$  as  $n \rightarrow \infty$ , the minimax risk obeys

$$\frac{R_\epsilon^*}{2\Phi(-\|\pi^{*N}\|/2)} \rightarrow 1,$$

where  $\|\pi^{*N}\|^2$  is given in (31). We can further simplify the expression above. For  $a \rightarrow 0$ , we have

$$g_{m,\lambda}(a\lambda) = \frac{a^2}{2} (m(m-1) - 2m\lambda + \lambda^2) + o(a^2). \quad (32)$$

Using (32) with  $a = \xi N^{1-1/p}$  and the first two moments of the Poisson distribution, we get

$$\|\pi^{*N}\|^2 = \frac{N^{1+2(2-2/p)} \epsilon^4 \lambda^2}{2} (1 + o(1)), \quad (33)$$

which ultimately implies:

**Corollary 6.** *Under the asymptotic setting of Theorem 4,*

$$\lim_{\substack{n \rightarrow \infty \\ \epsilon \rightarrow 0}} \frac{R_\epsilon^*}{2\Phi\left(-\frac{\epsilon^2 n}{\sqrt{8N}} N^{2-2/p}\right)} = 1. \quad (34)$$

In particular, vanishing minimax risk requires (2). We also note that under the limit (2), Mill's ratio implies

$$\rho(\pi^{*N}) = 2\Phi\left(-\frac{\|\pi^{*N}\|}{2}\right) = \frac{2e^{-\frac{\|\pi^{*N}\|^2}{8}} (1 + o(1))}{\sqrt{\pi/2} \|\pi^{*N}\|},$$

which leads to

$$\frac{4\sqrt{N \log(1/R_\epsilon^*)}}{n\epsilon^2} = 1 + o(1). \quad (35)$$

The scaling of the sampling complexity deduced from (35) is equivalent to the one suggested in [22]. However, the approximation to  $R_\epsilon^*$  obtained by the non-vanishing terms in (35) turns out to be quite loose unless  $R_\epsilon^*$  is very small.

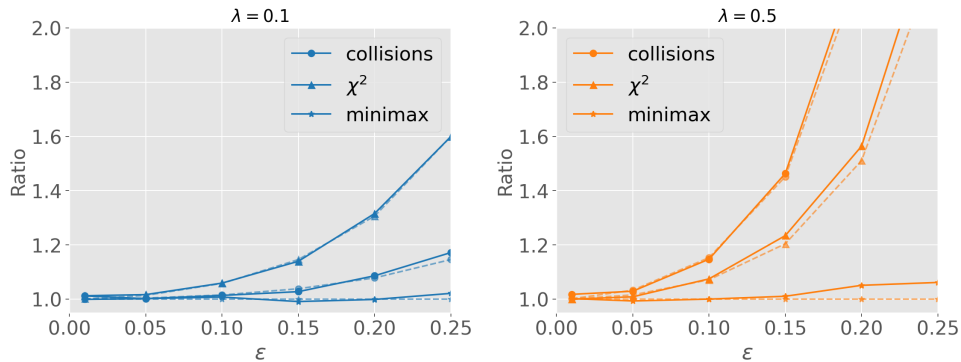


Fig. 4. The risk of the chisquared test of (36) and the collision-based test (37) compared to the asymptotic minimax risk  $R_\epsilon^*$ , under the least favorable prior and  $p = 1$ . Each curve show the ratio to  $R_\epsilon^*$ ; continuous lines represent empirical risk; dashed lines represent the asymptotic risk. Left:  $n = N/10$ . Right:  $n = N/2$ . The empirical risk in each configuration is the average error in 10,000 Monte-Carlo trials. In each trial, we used  $n = 10,000$  samples from the null and  $n = 10,000$  samples from the alternative to evaluate the Type-I and Type-II errors, respectively.

### III. EMPIRICAL COMPARISONS

In Figure 4, we consider the case  $p = 1$  and compare the asymptotic minimax risk  $R_\epsilon^*$  obtained from (34) to a Monte-Carlo simulated empirical risk under the prior  $\pi^{*N}$  of (28) and under the null. In each configuration, we evaluate the empirical risk by summing the proportion of rejection in 10,000 independent trials under the null (Type-I error rate) with the proportion of non-rejections in 10,000 independent trials under the alternative (Type II error rate). We also evaluate the empirical risk of the following two sub-optimal tests.

*Chisquared test:* The chisquared statistic

$$\sum_{i=1}^N \frac{(O_i - nU_i)^2}{nU_i} = \sum_{m=0}^{\infty} \frac{(m - \lambda)^2}{\lambda} X_m, \quad (36)$$

corresponding to the kernel

$$w_{\chi^2} := \left( \lambda, \frac{(1 - \lambda)^2}{\lambda}, \frac{(2 - \lambda)^2}{\lambda}, \dots \right).$$

*Collision-based test:* A test that only considers the number of collisions has been proposed and studied in many works under a setting related to ours when  $\lambda = n/N \ll 1$  [33], [11], [18], [34]. Such a test rejects for large values of

$$\sum_{m=2}^{\infty} X_m, \quad (37)$$

hence it corresponds to the kernel  $w_{\text{col}} := (0, 0, 1, 1, \dots)$ .

In Figure 3 we report on the empirical risk of the chisquared and collision-based tests under the least favorable prior. We also evaluate the theoretical asymptotic risk of these tests obtained from Corollary 2-(ii). This figure shows that the minimax test is significantly better than the other tests in all configurations. We can also see that the asymptotic risk of each test approximates well its empirical risk when  $\epsilon$  is small.

## IV. ADDITIONAL DISCUSSION

### A. Information-Theoretic Optimality

Our analysis leaves unresolved the characterization of the minimax risk in the general setting that does not necessarily rely on the counts' histogram. It appears that  $R_\epsilon$  coincides with the general minimax risk under alternative priors guaranteeing asymptotic normality of the log-likelihood ratio. The intuition is that, under this case, departures from the null in individual categories are on the small deviation scale, hence there seems to be no loss of information by considering  $X_0, X_1, \dots$  compared to the counts  $O_1, \dots, O_N$ . This situation is in contrast to the larger but very rare departures considered in [27], [35], [36].

### B. The hypercube restriction on the alternative set

The constraint  $V_\epsilon \subset B_{\xi/N}^\infty(U)$  in (5) is needed to guarantee the asymptotic normality of the test statistic and the stability of the variance under an alternative rate sequence  $Q \sim \pi_\epsilon^N \in \Pi_\epsilon$ . However, this constraint is benign in the optimization (27) in the sense that the optimum  $\pi^{*N}$  realizes an internal point of  $B_{\xi/N}^\infty(U)$  with probability converging to one. This situation suggests that the asymptotic minimax risk is unchanged if this hypercube constraint is removed. However, it appears that a new type of analysis is needed in the absence of this constraint because one can no longer rely on the stability of the variance under an alternative prior.

### C. Relation to Multinomial Sampling

The problem of testing the fit of the data to  $n$  draws from a uniform multinomial distribution over  $N$  elements is obtained from our setting by conditioning on the event  $\sum_{i=1}^N O_i = n$  and considering the set of alternatives obtained by the intersection of  $V_\epsilon$  with the unit  $\ell_1$  sphere. Due to this conditioning and the additional restriction on the set of alternatives,  $R_\epsilon^*$  bounds from above the minimax risk under multinomial sampling. The characterization of the minimax test in this case and the question of whether or not there exists a test under the multinomial setting that asymptotically outperforms the minimax test we derived remain open.

We note that the support of the least favorable prior  $\pi^{*N}$  of (28) concentrates on the unit  $\ell_1$  sphere, hence the restriction to alternatives from this sphere alone does not seem to change our main conclusions.

### D. Extensions to non-uniform rates and the removal of non-ball shapes

The similarity between our analysis to those of [2], [25] suggests the possibility of generalizing our setting to the removal of other geometric shapes like ellipsoids and Besov bodies and to the consideration of inhomogeneous multivariate product Poisson distributions [26]. Such extensions necessarily lead to multi-dimensional versions of the optimization problem studied in the proof of Theorem (4) in which the parameter is a pair of positive sequences  $(\eta)$  and  $(\lambda)$  rather than a pair of positive numbers. Another important extension is attained by replacing the  $\ell_\infty$  constraint on  $V_\epsilon$  to  $\ell_q$  for any  $q > 0$ . For example, the case  $q \ll 1$  is related to sparse alternatives as considered in [28] and [27].

## APPENDIX A

This appendix contains the proofs of Lemma 1, Theorem 3, and Theorem 4.

## A. Proof of Lemma 1

The tests  $\psi(\alpha, \pi^N)$  and  $\psi^*(\pi^N)$  and their asymptotic risks correspond to standard linear discriminant analysis and testing in the Gaussian model involving a process  $\tilde{X} = (\tilde{X}_0, \tilde{X}_1, \dots)$  whose covariance function is

$$\text{Cov}[\tilde{X}_m, \tilde{X}_k] = \Sigma_{m+1, k+1}$$

and its mean function obeys

$$\begin{aligned} \tilde{H}_0 : \mathbb{E}[X_m] &= \mu_m^0, & m = 0, 1, \dots, \\ \tilde{H}_1 : \mathbb{E}[X_m] &= \mu_m^0 + \Delta_m(\pi^N), & m = 0, 1, \dots \end{aligned} \quad (38)$$

We want to show that our hypothesis testing problem involving the histogram ordinates  $X = (X_0, X_1, \dots)$  asymptotically approaches the model (38), at least in a weak sense when considering test statistics of the form  $T(w)$  of (3) with  $w$  satisfying (4). We have

$$T(w) = \sum_{i=1}^N w_{O_i}, \quad O_i \sim \text{Pois}(nQ_i), \quad Q_i \sim \pi_i,$$

hence  $T(w)$  is the sum of  $N$  independent random variables (each one is defined using a compound Poisson random variable). We will use the central limit theorem for sums in Lyapunov's version [37].

For  $a > 0$ , define the formal sums

$$\gamma_a := \sum_{m=0}^{\infty} |w_m|^a \mathbb{P}_{n/N}(m),$$

and

$$\tilde{\gamma}_{a,i} := \mathbb{E}[|w_{O_i}|^a] = \sum_{m=0}^{\infty} |w_m|^a \mathbb{E}[\mathbb{P}_{nQ_i}(m)],$$

for  $Q_i \sim \pi$ ,  $i = 1, \dots, N$ . We first verify that these sums define constants for every  $0 < a \leq 2 + \delta$  and  $i$ , that are bounded from above (independently of  $N$ ) uniformly in  $i$ . By (4),

$$\sum_{m=0}^{\infty} |w_m|^a \mathbb{P}_{n/N}(m) \leq \sum_{m=0}^{\infty} e^{Cm} \mathbb{P}_{n/N}(m) = e^{\frac{n}{N}(e^C - 1)} \leq e^{M(e^C - 1)}.$$

This shows that  $\gamma_a$  is well-defined for any  $a > 0$  and bounded from above. Using (21) and the definition of  $h_{m,\lambda}$  in (18), we have

$$\begin{aligned} \sum_{m=0}^{\infty} |w_m|^{2+\delta} |\mathbb{E}[\mathbb{P}_{nQ_i}(m)]| &= \sum_{m=0}^{\infty} |w_m|^{2+\delta} \mathbb{P}_{\frac{n}{N}}(m) \left| 1 + \int_{\mathbb{R}} h_{m, \frac{n}{N}}(nt - \frac{n}{N}) d(\pi_i) \right| \\ &\leq \sum_{m=0}^{\infty} |w_m|^{2+\delta} \mathbb{P}_{\frac{n}{N}}(m) + \sum_{m=0}^{\infty} |w_m|^{2+\delta} \mathbb{P}_{\frac{n}{N}}(m) \left| \int_{\mathbb{R}} h_{m, \frac{n}{N}}(nt - \frac{n}{N}) d(\pi_i) \right| \\ &= \gamma_{2+\delta} + o(1). \end{aligned}$$

This proves that  $\tilde{\gamma}_{2+\delta,i}$  is well-defined and bounded from above uniformly in  $i$ . In order to prove the convergence of the sum to powers  $0 < a < 2 + \delta$ , we use Jensen's inequality and convexity of  $x \rightarrow x^{(2+\delta)/a}$ :

$$\mathbb{E}[|w_{O_i}|^a] = (\mathbb{E}[|w_{O_i}|^a])^{\frac{a}{2+\delta}} \leq (\mathbb{E}[|w_{O_i}|^{2+\delta}])^{\frac{a}{2+\delta}} = \tilde{\gamma}_{2+\delta,i}^{\frac{a}{2+\delta}}.$$

Using the inequality  $|a - b|^t \leq (2|a|)^t + (2|b|)^t$  valid for any  $a, b \in \mathbb{R}$  and  $t \geq 1$ , we get

$$\begin{aligned} \mathbb{E}[|w_{O_i} - \mathbb{E}[w_{O_i}]|^{2+\delta}] &\leq 2^{2+\delta} \mathbb{E}[|w_{O_i}|^{2+\delta}] + 2^{2+\delta} |\mathbb{E}[w_{O_i}]|^{2+\delta} \\ &\leq 2^{2+\delta} \tilde{\gamma}_{2+\delta,i} + 2^{2+\delta} \gamma_1^{2+\delta}, \end{aligned}$$

the last expression is bounded uniformly in  $i$ . Additionally, denote

$$\sigma^2(S_N) = \sum_{i=1}^N \text{Var}[w_{O_i}],$$

and  $\sigma_0^2 = \text{Var}[w_{O_1} | O_1 \sim \text{Pois}(n/N)]$ . Notice that

$$\text{Var}[T(w)|H_0] = N\sigma_0^2 = \langle w, \Sigma w \rangle.$$

We have

$$\begin{aligned} \text{Var}[w_{O_i}] &= \tilde{\gamma}_{2,i} - \tilde{\gamma}_{1,i}^2 \\ &= \gamma_2(1 + o(1)) - \gamma_1^2(1 + o(1))^2 \\ &= (\gamma_2 - \gamma_1^2)(1 + o(1)) \\ &= \sigma_0^2(1 + o(1)), \end{aligned}$$

hence

$$\sigma^2(S_N) = N\sigma_0^2(1 + o(1)) = \langle w, \Sigma w \rangle(1 + o(1)).$$

All this implies Lyapunov's condition:

$$\begin{aligned} &\frac{1}{\sigma^{2+\delta}(S_N)} \sum_{i=1}^N |w_{O_i} - \mathbb{E}[w_{O_i}]|^{2+\delta} \\ &\leq \frac{N(2^{2+\delta} \tilde{\gamma}_{2+\delta,i} + 2^{2+\delta} \gamma_1^{2+\delta})}{N^{\frac{2+\delta}{2}} \sigma_0^{2+\delta} (1 + o(1))} = O(N^{-\delta/2}) = o(1). \end{aligned}$$

We conclude that for any fixed  $t$ , as  $N \rightarrow \infty$ ,

$$\lim_{N \rightarrow \infty} \Pr_{Q \sim \Pi^N} \left[ \frac{\sum_{m=0}^{\infty} w_m (X_m - \mu_m^1)}{\sqrt{\langle w, \Sigma w \rangle}} \leq t \right] = \Phi(t).$$

### B. Proof of Theorem 3

Define

$$w(\pi^N) := \Sigma^\dagger \Delta(\pi^N).$$

Then

$$\|\pi^N\|^2 = \langle \Delta(\pi^N), \Sigma^\dagger \Delta(\pi^N) \rangle = \langle w(\pi^N), \Sigma w(\pi) \rangle.$$

The test (25) and its risk (26) follows from Corollary 2-(ii) with  $w = w(\pi^N) = \Sigma^\dagger \Delta(\pi^N)$ . It is left to show that  $\pi^N \in \Pi_\epsilon$  satisfies (21) while  $w(\pi^N)$  satisfies (4). For all  $a \in \mathbb{R}$  and  $m = 0, 1, \dots$  we may write

$$\begin{aligned} h_{m,\lambda}(\lambda a) &= e^{-\lambda a}(1+a)^m - 1 = (1+a)^m \left(1 - \lambda a + \frac{\lambda^2 a^2}{2!} - \dots\right) - 1 \\ &= \binom{m}{1} a + \binom{m}{2} a^2 + \dots + \binom{m}{m} a^m + (1+a)^m \left(-\lambda a + \frac{\lambda^2 a^2}{2!} - \dots\right) \\ &= a \left( \binom{m}{1} + \binom{m}{2} a + \dots + \binom{m}{m} a^{m-1} + (1+a)^m \left(-\lambda + \frac{\lambda^2 a}{2!} - \dots\right) \right). \end{aligned}$$

Therefore, for  $|a| \leq 1$ ,  $m = 0, 1, \dots$ , and  $0 \leq \lambda \leq M$ , we have

$$\begin{aligned} |h_{m,\lambda}(\lambda a)| &\leq |a| \left( m + \binom{m}{2} + \dots + \binom{m}{m} + 2^m \left( \lambda + \frac{\lambda^2}{2!} + \dots \right) \right) \\ &= |a| (2^m - 1 + 2^m (e^\lambda - 1)) \leq |a| e^{m\lambda} \end{aligned}$$

For  $\pi^N \in \Pi_\epsilon$ , we have that  $\pi_i([U_i - \xi/N, U_i + \xi/N]) = 1$  for all  $i = 1, \dots, N$ . It follows that

$$\begin{aligned} \left| \int_{\mathbb{R}} h_{m,\lambda}(n(t - U_i)) \pi_i(dt) \right| &\leq \int_{\mathbb{R}} |h_{m,\lambda}(n(t - U_i))| \pi_i(dt) \\ &\leq \sup_{|b| \leq \xi/N} |h_{m,\lambda}(nb)| \\ &= \sup_{|a| \leq \xi} |h_{m,\lambda}(\lambda a)| \\ &\leq \sup_{|a| \leq \xi} |a| e^{m\lambda} = \xi e^{m\lambda}. \end{aligned} \tag{39}$$

From here, the  $m$ -th coordinate of  $w(\pi^N)$  is given by

$$w_m(\pi^N) = \sum_{k=0}^{\infty} \Sigma_{m,k+1}^\dagger P_\lambda(k) \sum_{i=1}^N \int_{\mathbb{R}} h_{k,\lambda}(n(t - U_i)) \pi_i(dt),$$

hence

$$\begin{aligned} |w_m(\pi^N)| &\leq \sum_{i=1}^N \sum_{k=0}^{\infty} |\Sigma_{m,k+1}^\dagger P_\lambda(k)| \left| \int_{\mathbb{R}} h_{k,\lambda}(n(t - U_i)) \pi_i(dt) \right| \\ &\stackrel{a}{\leq} N \sum_{k=0}^{\infty} |\Sigma_{m,k+1}^\dagger P_\lambda(k)| \xi e^{m\lambda} \\ &= N |\Sigma_{m,m}^\dagger P_\lambda(m)| \xi e^{m\lambda} + N \sum_{k=0, k \neq m}^{\infty} |\Sigma_{m,k+1}^\dagger P_\lambda(k)| \xi e^{m\lambda} \\ &\stackrel{b}{\leq} e^{m\lambda} + \sum_{k=0, k \neq m}^{\infty} P_\lambda(k) e^{m\lambda} \leq 2e^{m\lambda}. \end{aligned}$$

where (a) follows from (39), (b) follows because the diagonal of  $\Sigma^\dagger$  is  $(1/P_\lambda(m) - 1)/N$ , the off-diagonal terms equal  $-1/N$ , and since  $\xi \leq 1$ . It follows that  $w(\pi^N)$  satisfies (4). Finally,

$$\begin{aligned} \sum_{m=0}^{\infty} |w_m|^{2+\delta} P_\lambda(m) &\left| \int_{\mathbb{R}} h_{m,\lambda}(n(t - 1/N)) \pi_i(dt) \right| \\ &\leq \xi \sum_{m=0}^{\infty} e^{C(2+\delta)m} P_\lambda(m) e^{m\lambda} \\ &= \xi e^{\lambda(e^{C(2+\delta)+\lambda} - 1)} \leq \xi e^{M(e^{C(2+\delta)+M} - 1)}. \end{aligned} \tag{40}$$

The last expression is a constant time  $\xi$ . Since  $\xi \rightarrow 0$  as  $n \rightarrow \infty$  by assumption, condition (21) is met. By Corollary 2, the asymptotic power of the Bayes optimal test for  $\pi^N \in \Pi_\epsilon$  asymptotes to  $2\Phi(-\|\pi^N\|/2)$ .

### C. Proof of Theorem 4

In order to simplify notation, we implicitly assume throughout the proof that the  $i$ -th coordinate of all priors  $\pi^N$  is shifted by  $U_i$ . For example, we may now write

$$\Delta_m(\pi^N) = \mu_m^1(\pi^N) - \mu_m^0 = P_\lambda(m) \sum_{i=1}^N \int_{\mathbb{R}} h_{m,\lambda}(nt) \pi_i(dt).$$

By Theorem 3,  $\pi^{*N}$  attains the minimum of

$$\|\pi^N\|^2 = \langle \Delta(\pi^N), \Sigma^\dagger \Delta(\pi^N) \rangle$$

over measures  $\pi^N \in \Pi_\epsilon$ . We first reduce attention to the subset of measures  $\bar{\Pi}_\epsilon \subset \Pi_\epsilon$  in which each coordinate is symmetric around 0 (in the pre-shifted version, symmetric around  $U_i$ ). For a one-dimensional measure  $\pi$  on  $\mathbb{R}$ , denote  $\pi^\#(dt) = \pi(-dt)$  and

$$\bar{\pi}(dt) = \frac{\pi(dt) + \pi^\#(dt)}{2}.$$

Notice that if  $\pi^N \in \Pi_\epsilon$ , then  $\bar{\pi}^N \in \Pi_\epsilon$ , i.e.  $\bar{\Pi}_\epsilon \subset \Pi_\epsilon$ . In addition, we have

$$\|\pi^N\|^2 = \langle \Delta(\pi^N), \Sigma^\dagger \Delta(\pi^N) \rangle = \langle \Delta(\pi^{\#N}), \Sigma^\dagger \Delta(\pi^{\#N}) \rangle = \|\pi^{\#N}\|^2,$$

which says that a change in  $\|\pi^N\|^2$  resulting from a change in  $U$  in one direction is the same as if the change was in the opposite direction. Because  $\Sigma^\dagger$  is positive semi-definite, the function  $w \rightarrow v^\top \Sigma^\dagger v$  convex, which leads to

$$\|\bar{\pi}^N\|^2 \leq \frac{1}{2} \|\pi^N\|^2 + \frac{1}{2} \|\pi^{\#N}\|^2 = \|\pi^N\|^2.$$

Therefore, it is enough to consider the minimum of  $\|\pi^N\|$  over  $\bar{\Pi}_\epsilon$ . Furthermore, we identify each  $\bar{\pi}^N \in \bar{\Pi}_\epsilon$  with a one-sided prior  $\pi^N$  with support in  $[0, \xi/N]$ , such that

$$2 \int_{\mathbb{R}_+} |t|^p \pi_i(dt) \leq \epsilon^p.$$

We denote the set of priors defined this way by  $\Pi_\epsilon^+$ . Define

$$g_{m,\lambda}(x) := \frac{h_{m,\lambda}(x) + h_{m,\lambda}(-x)}{2}.$$

For  $\bar{\pi} \in \Pi_\epsilon^+$ , we have

$$\Delta(\bar{\pi}^N) = P_\lambda(m) \sum_{i=1}^N \int_{\mathbb{R}_+} g_{m,\lambda}(nt) \pi_i(dt).$$

The proof of the following Lemma is in Appendix B-A.

#### Lemma 7. The formal sum

$$f(t, s) := f(t, s; n, N) = \sum_{m,k} \Sigma_{m+1,k+1}^\dagger P_\lambda(m) P_\lambda(k) g_{m,\lambda}(nt) g_{k,\lambda}(ns)$$



defines a bivariate function over  $[0, \xi/N] \times [0, \xi/N]$ . Furthermore, there exists  $\xi > 0$  such that, for all  $N$  and  $n$  large enough with  $n/N \leq M$  for some fixed  $M$ , the function  $f(t, s)$  is convex in  $t$  and in  $s$  (but not necessarily convex in  $(t, s)$ ).

One conclusion from Lemma 7 is that  $f(t, s)$  is integrable in either argument with respect to any bounded one-dimensional prior over  $[0, \xi/N]$ . For such priors  $\pi_1$  and  $\pi_2$ , we set

$$u^2(\pi_1, \pi_2) := \int_{\mathbb{R}_+} \int_{\mathbb{R}_+} f(t, s) \pi_1(dt) \pi_2(ds).$$

For  $\pi^N \in \Pi_\epsilon^+$ , we have

$$\begin{aligned} \|\pi^N\|^2 &= \langle \Delta(\pi^N), \Sigma^\dagger \Delta(\pi^N) \rangle \\ &= \sum_{m,k} \Sigma_{m+1,k+1}^\dagger \left( P_\lambda(m) \sum_{i=1}^N \int_{\mathbb{R}_+} g_{m,\lambda}(nt) \pi_i(nt) \right) \left( P_\lambda(k) \sum_{i=1}^N \int_{\mathbb{R}_+} g_{k,\lambda}(ns) \pi_i(ns) \right) \\ &= \sum_{m,k} \Sigma_{m+1,k+1}^\dagger P_\lambda(m) P_\lambda(k) \sum_{i,j=1}^N \int_{\mathbb{R}_+} \int_{\mathbb{R}_+} g_{m,\lambda}(nt) g_{k,\lambda}(ns) \pi_i(dt) \pi_j(ds) = \sum_{i,j=1}^N u^2(\pi_i, \pi_j) \end{aligned} \quad (41)$$

Consider the set of sequences

$$L_\epsilon := \{(a) \in \mathbb{R}^N : \sum_{i=1}^N a_i^p \geq \epsilon^p, \quad 0 \leq a_i\},$$

and the set of one-dimensional positive priors

$$\Pi_a^+ = \{\pi : \int_{\mathbb{R}_+} t^p \pi(dt) = a^p, \quad \pi([0, \xi/N]) = 1\}.$$

Then, using (41), we may write

$$\begin{aligned} \inf_{\pi^N \in \Pi_\epsilon^+} \|\pi^N\|^2 &= \inf_{(a) \in L_\epsilon} \sum_{i,j=1}^N \inf_{\substack{\pi_i \in \Pi_{a_i}^+ \\ \pi_j \in \Pi_{a_j}^+}} u^2(\pi_i, \pi_j) \\ &=: \inf_{(a) \in L_\epsilon} \sum_{i,j=1}^N u^2(a_i, a_j), \end{aligned} \quad (42)$$

where in (42) we denoted

$$u^2(a, b) := \inf_{\substack{\pi_1 \in \Pi_a^+ \\ \pi_2 \in \Pi_b^+}} u^2(\pi_1, \pi_2). \quad (43)$$

The following lemma addresses the bivariate minimization inside the sum in (42).

**Lemma 8.** Fix  $a_1, a_2 > 0$ . There exist  $(\eta_1, \mu_1) \in \mathbb{R}_+ \times \mathbb{R}_+$  and  $(\eta_2, \mu_2) \in \mathbb{R}_+ \times \mathbb{R}_+$  such that

$$u^2(a_1, a_2) = u^2(\pi_1, \pi_2),$$

where

$$\pi_1 = (1 - \eta_1)\delta_0 + \eta_1\delta_{\mu_1} \in \Pi_{a_1}^+,$$

$$\pi_2 = (1 - \eta_2)\delta_0 + \eta_2\delta_{\mu_2} \in \Pi_{a_2}^+.$$

Namely, the minimum in (43) is attained by non-negative two-point priors. Each such prior is later identified with a symmetric three-point prior. The proof of Lemma 8 is in Appendix B-B.

For the outer minimization in (42), we use:

**Lemma 9.** *Fix  $a_1, a_2 > 0$ . Then*

$$u^2(a_1, a_2) \geq u^2\left(\frac{a_1 + a_2}{2}, \frac{a_1 + a_2}{2}\right).$$

The proof of Lemma 9 is in Appendix B-C.

It follows from Lemma 9 that the outer minimization in (42) is attained at sequences  $(a)$  with  $a_1 = \dots = a_N$ . Since  $u^2(a_1, a_1)$  is increasing in  $a_1 > 0$ , for such a minimal-attaining sequence the constraint on  $(a)$  is attained with equality and we obtain  $\epsilon^p = Na_1^p$ . Set  $b = \epsilon N^{-1/p}$ . Parametrize the set  $\bar{\Pi}_b^3$  of one-dimensional symmetric three-point priors by  $(\eta, \mu)$ , so that for  $\pi \in \bar{\Pi}_b^3$  we have

$$\begin{aligned} u^2(\pi, \pi) &= \eta^2 \sum_{m,k} \Sigma_{m+,k+1}^\dagger P_\lambda(m) P_\lambda(k) g_{m,\lambda}(n\mu) g_{k,\lambda}(n\mu) \\ &= \eta^2 \langle v(\mu) \Sigma^\dagger v(\mu) \rangle, \end{aligned}$$

with  $v(\mu) = (v_0(\mu), v_1(\mu), \dots)$ ,  $v_m(\mu) = P_\lambda(m) g_{m,\lambda}(n\mu)$ .

The right-hand side of (42) now leads to

$$\inf_{\pi^N \in \Pi_\epsilon} \|\pi^N\|^2 = \inf_{\pi^N \in \Pi_\epsilon^\dagger} \|\pi^N\|^2 \tag{44}$$

$$= \sum_{i,j=1}^N \inf_{\substack{\pi_i \in \bar{\Pi}_b \\ \pi_j \in \bar{\Pi}_b}} u^2(\pi_i, \pi_j) \tag{45}$$

$$= \sum_{i,j=1}^N \inf_{\pi \in \bar{\Pi}_b^3} u^2(\pi, \pi) \tag{46}$$

$$= \inf_{\eta, \mu} \eta^2 \langle v(\mu) \Sigma^\dagger v(\mu) \rangle, \tag{47}$$

Here (45) is a consequence of Lemma 9 and (46) follows from Lemma 8. Equation (47) describes a one-dimensional problem that is equivalent to

$$\text{minimize: } \eta^2 \langle v(\mu) \Sigma^\dagger v(\mu) \rangle \tag{48}$$

$$\text{subject to: } \eta N \mu^p \geq \epsilon^p, \quad 0 < \eta \leq 1, \quad 0 < \mu \leq \xi/N.$$

The solution to (48) and its uniqueness follow by using the method of Lagrange multipliers and the convexity of  $f(t, t)$ . This solution is given by  $\eta^* = 1$  and  $\mu^* = \epsilon/N^{1/p}$ , which implies that the  $i$ -th coordinate of  $\pi^{*N}$  is given by (28).  $\square$

## APPENDIX B

This appendix contains the proofs of Lemmas 7, 8, and 9.

### A. Proof of Lemma 7

Define the infinite vector

$$v(t) := (P_\lambda(0)g_{0,\lambda}(t), P_\lambda(1)g_{1,\lambda}(t), \dots).$$

We have

$$f(t, s) = \langle v(t), \Sigma^\dagger v(s) \rangle.$$

For a fixed  $t$ , the  $m$ -th coordinate of  $\Sigma^\dagger v(t)$  is given by

$$(\Sigma^\dagger v(t))_m = \frac{1}{N} \left( \left[ \left( \text{diag} \left( \frac{N}{\mu^0} \right) \right)^{-1} - \mathbf{1}\mathbf{1}^\top \right] v(t) \right)_m \quad (49)$$

$$= \frac{1}{N} \left( g_{m,\lambda}(t) - \sum_k P_\lambda(k) g_{k,\lambda}(t) \right) = \frac{g_{m,\lambda}(t)}{N}, \quad (50)$$

the last transition is due to the identity

$$\sum_{m=0}^{\infty} P_\lambda(m) g_{m,\lambda}(t) = 0, \quad \forall t \in \mathbb{R}.$$

This implies

$$f(t, s) = \frac{1}{N} \sum_{m=0}^{\infty} P_\lambda(m) g_{m,\lambda}(t) g_{m,\lambda}(s). \quad (51)$$

The function  $g_{m,\lambda}(t)$  is symmetric around  $t = 0$  and its derivative is zero there. Furthermore, we have the expansion

$$g_{m,\lambda}(x) = -1 + \sum_{k=0}^m \binom{m}{k} \left( \frac{x}{\lambda} \right)^k \begin{cases} \cosh(x), & k = 0, 2, \dots \\ \sinh(x), & k = 1, 3, \dots \end{cases}$$

This implies

$$g_{m,\lambda}(nt) = \frac{(Nt)^2}{2} (\lambda^2 - 2\lambda \cdot m + m(m-1)) + o((Nt)^2) \text{Poly}(m).$$

where  $\text{Poly}(m)$  denotes an expression polynomial in  $m$  that is independent of  $\lambda$  and  $t$  (and  $n$  and  $N$ ). It follows from (51) that for all  $(t, s) \in [-\xi/N, \xi/N]^2$ ,

$$\begin{aligned} N \cdot f(t, s) &= \sum_{m=0}^{\infty} P_\lambda(m) g_{m,\lambda}(t) g_{m,\lambda}(s) \\ &= \frac{N^4}{4} \sum_{m=0}^{\infty} P_\lambda(m) (m(m-1) - 2\lambda m + \lambda^2)^2 t^2 s^2 \end{aligned} \quad (52)$$

$$+ \sum_{m=0}^{\infty} P_\lambda(m) o(\xi^2 \text{Poly}(m)). \quad (53)$$

Expressions of the form

$$\sum_{m=0}^{\infty} P_\lambda(m) \text{Poly}(m)$$

are well-defined and bounded functions of  $\lambda > 0$  since all moments of the Poisson distribution exist. The function defined by the term in (52) is strictly convex in  $t$  for any fixed  $s \neq 0$  and the term (53) goes to zero uniformly in  $n$  and  $N$  as  $\xi \rightarrow 0$ . Evidently, a function that is the sum of a strictly convex function around  $t = 0$  and a term converging to zero as  $\xi \rightarrow 0$  is convex for all  $\xi \geq \xi_0$  for some  $\xi_0$ .  $\square$

### B. Proof of Lemma 8

The proof is similar to the proof of [38, Lemma 2] and [25, Lemma 1]. Define the measure  $r(dt) = \pi(dt) - \pi(\{0\})\delta_0$  and the measure  $q_i(dt)$  by  $\partial q_i(dt)/\partial r(dt) = a_i^{-p}t^p$ . We have

$$q(\mathbb{R}_+) = q([0, 1/N]) = 1 \quad \text{and} \quad \int t^{-p}q_i(dt) \leq a_i^{-p}.$$

We can write the minimization (43) as

$$\inf_{q_1, q_2} \left\{ \int_{\mathbb{R}_+} \int_{\mathbb{R}_+} f(t, s)q_1(dt)q_2(ds), q_i([0, 1/N]) = 1, \int_{\mathbb{R}_+} t^{-p}q_i(dt) \leq a_i^{-p}, i = 1, 2 \right\} \quad (54)$$

It follows from Lemma 7 that  $f(t, s)$  is convex in both arguments, hence Jensen's inequality implies

$$\int_{\mathbb{R}_+} \int_{\mathbb{R}_+} f(t, s)q_1(dt)q_2(ds) \geq f\left(\int_{\mathbb{R}_+} tq_1(dt), \int_{\mathbb{R}_+} sq_2(ds)\right).$$

Likewise, convexity of  $t^{-p}$  implies

$$\left(\int_{\mathbb{R}_+} tq_i(dt)\right)^{-p} \leq \int_{\mathbb{R}_+} t^{-p}q_i(dt) \leq a_i^{-p}.$$

The last two inequalities prove that the minimum in (54) is attained when  $q_i = \delta_{a_i}$ ,  $i = 1, 2$ , hence the minimum in (43) is attained by  $\pi_i = (1 - \eta_i)\delta_0 + \eta_i\delta_{a_i}$  for  $\eta_i \geq 0$ .  $\square$

### C. Proof of Lemma 9

Let  $\theta$  be a random variable taking the values  $\{0, 1\}$  with equal probability. Notice that the function  $v(a_1, a_2) := u^2(a_1, a_2)$  is convex in each argument and  $v(a_1, a_2) = v(a_2, a_1)$ . Thus, by Jensen's inequality,

$$\begin{aligned} v(a_1, a_2) &= \mathbb{E}[v(\theta a_1 + (1 - \theta)a_2, (1 - \theta)a_1 + \theta a_2)] \\ &\geq v(\mathbb{E}[\theta a_1 + (1 - \theta)a_2], \mathbb{E}[(1 - \theta)a_1 + \theta a_2]) \\ &= v((a_1 + a_2)/2, (a_1 + a_2)/2). \end{aligned}$$

$\square$

### D. Approximating the function $g_{m,\lambda}(\lambda t)$

The approximation (32) follows from:

$$\begin{aligned} 2(1 + g_{m,\lambda}(t\lambda)) &= e^{-\lambda t}(1 + t)^m + e^{\lambda t}(1 - t)^m \\ &= (1 - \lambda t + \lambda^2 t^2/2 + o(t))(1 + mt + m(m - 1)t^2/2 + o(t^2)) \\ &\quad + (1 + \lambda t + \lambda^2 t^2/2 + o(t))(1 - mt + m(m - 1)t^2/2 + o(t^2)) \\ &= 2 + t^2(m(m - 1) - 2\lambda m + \lambda^2) + o(t^2). \end{aligned}$$

## REFERENCES

- [1] A. Kipnis, “The minimax risk in testing the histogram of discrete distributions for uniformity under missing ball alternatives,” in *Communication, Control, and Computing (Allerton), 2023 59th Annual Allerton Conference on*. IEEE, 2023, to appear.
- [2] Y. I. Ingster, “Minimax testing of nonparametric hypotheses on a distribution density in the  $L_p$  metrics,” *Theory of Probability & Its Applications*, vol. 31, no. 2, pp. 333–337, 1987.
- [3] D. L. Donoho and I. M. Johnstone, “Minimax risk over  $\ell_p$ -balls for  $\ell_p$ -error,” *Probability Theory and Related Fields*, vol. 99, no. 2, pp. 277–303, 1994.
- [4] F. Arute, K. Arya, R. Babbush, D. Bacon, J. C. Bardin, R. Barends, R. Biswas, S. Boixo, F. G. Brandao, D. A. Buell *et al.*, “Quantum supremacy using a programmable superconducting processor,” *Nature*, vol. 574, no. 7779, pp. 505–510, 2019.
- [5] X. Mi, M. Ippoliti, C. Quintana, A. Greene, Z. Chen, J. Gross, F. Arute, K. Arya, J. Atalaya, R. Babbush *et al.*, “Time-crystalline eigenstate order on a quantum processor,” *Nature*, vol. 601, no. 7894, pp. 531–536, 2022.
- [6] G. Kalai, Y. Rinott, and T. Shoham, “Questions and concerns about google’s quantum supremacy claim,” *arXiv preprint arXiv:2305.01064*, 2023.
- [7] M. S. Ermakov, “Asymptotically minimax tests for nonparametric hypotheses concerning the distribution density,” *Journal of Soviet Mathematics*, vol. 52, no. 2, pp. 2891–2898, 1990.
- [8] Y. I. Ingster, “Asymptotically minimax hypothesis testing for nonparametric alternatives. i, ii, iii,” *Math. Methods Statist*, vol. 2, no. 2, pp. 85–114, 1993.
- [9] O. V. Lepski and V. G. Spokoiny, “Minimax nonparametric hypothesis testing: the case of an inhomogeneous alternative,” *Bernoulli*, pp. 333–358, 1999.
- [10] P. Diaconis and F. Mosteller, “Methods for studying coincidences,” *Journal of the American Statistical Association*, vol. 84, no. 408, 1989.
- [11] T. Batu, *Testing properties of distributions*. Cornell University, 2001.
- [12] L. Paninski, “A coincidence-based test for uniformity given very sparsely sampled discrete data,” *IEEE Transactions on Information Theory*, vol. 54, no. 10, pp. 4750–4755, 2008.
- [13] S. Balakrishnan and L. Wasserman, “Hypothesis testing for high-dimensional multinomials: A selective review,” *The Annals of Applied Statistics*, vol. 12, no. 2, pp. 727–749, 2018.
- [14] O. Goldreich, *Introduction to Property Testing*. Cambridge University Press, 2017.
- [15] I. Diakonikolas and D. M. Kane, “A new approach for testing properties of discrete distributions,” in *2016 IEEE 57th Annual Symposium on Foundations of Computer Science (FOCS)*. IEEE, 2016, pp. 685–694.
- [16] J. Acharya, Y. Bao, Y. Kang, and Z. Sun, “Improved bounds for minimax risk of estimating missing mass,” in *2018 IEEE International Symposium on Information Theory (ISIT)*. IEEE, 2018, pp. 326–330.
- [17] B. Waggoner, “ $L_p$  testing and learning of discrete distributions,” in *Proceedings of the 2015 Conference on Innovations in Theoretical Computer Science*, 2015, pp. 347–356.
- [18] R. Rubinfeld and R. A. Servedio, “Testing monotone high-dimensional distributions,” in *Proceedings of the thirty-seventh annual ACM symposium on Theory of computing*, 2005, pp. 147–156.
- [19] I. Diakonikolas, D. M. Kane, and V. Nikishkin, “Testing identity of structured distributions,” in *Proceedings of the twenty-sixth annual ACM-SIAM symposium on Discrete algorithms*. SIAM, 2014, pp. 1841–1854.
- [20] C. L. Canonne, *A Survey on Distribution Testing: Your Data is Big. But is it Blue?*, ser. Graduate Surveys. Theory of Computing Library, 2020, no. 9.
- [21] S.-O. Chan, I. Diakonikolas, P. Valiant, and G. Valiant, “Optimal algorithms for testing closeness of discrete distributions,” in *Proceedings of the twenty-fifth annual ACM-SIAM symposium on Discrete algorithms*. SIAM, 2014, pp. 1193–1203.
- [22] S. Gupta and E. Price, “Sharp constants in uniformity testing via the huber statistic,” in *Conference on Learning Theory*. PMLR, 2022, pp. 3113–3192.
- [23] M. Nussbaum, “Minimax risk: Pinsker bound,” *Encyclopedia of Statistical Sciences*, vol. 3, pp. 451–460, 1999.
- [24] J. Chhor and A. Carpentier, “Sharp local minimax rates for goodness-of-fit testing in multivariate binomial and poisson families and in multinomials,” *Mathematical Statistics & Learning*, vol. 5, 2022.
- [25] I. A. Suslina, “Extremum problems in minimax signal detection for  $q$ -ellipsoids with an  $p$ -ball removed,” *Journal of Mathematical Sciences*, vol. 93, no. 3, pp. 454–469, 1999.

- [26] Y. I. Ingster and I. A. Suslina, “Minimax nonparametric hypothesis testing for ellipsoids and besov bodies,” *ESAIM: Probability and Statistics*, vol. 4, pp. 53–135, 2000.
- [27] E. Arias-Castro and M. Wang, “The sparse Poisson means model,” *Electronic Journal of Statistics*, vol. 9, no. 2, pp. 2170–2201, 2015.
- [28] B. B. Bhattacharya and R. Mukherjee, “Sparse uniformity testing,” *arXiv preprint arXiv:2109.10481*, 2021.
- [29] J. Acharya, A. Orlitsky, and S. Pan, “The maximum likelihood probability of unique-singleton, ternary, and length-7 patterns,” in *2009 IEEE International Symposium on Information Theory*. IEEE, 2009, pp. 1135–1139.
- [30] G. Valiant and P. Valiant, “Estimating the unseen: improved estimators for entropy and other properties,” *Journal of the ACM (JACM)*, vol. 64, no. 6, pp. 1–41, 2017.
- [31] K. Fan, “Minimax theorems,” *Proceedings of the National Academy of Sciences*, vol. 39, no. 1, pp. 42–47, 1953.
- [32] T. Hastie, R. Tibshirani, J. H. Friedman, and J. H. Friedman, *The elements of statistical learning: data mining, inference, and prediction*. Springer, 2009, vol. 2.
- [33] O. Goldreich, “On testing expansion in bounded-degree graphs,” in *Electronic Colloquium on Computational Complexity (ECCC)*, vol. 20, 2000.
- [34] I. Diakonikolas, T. Gouleakis, J. Peebles, and E. Price, “Collision-based testers are optimal for uniformity and closeness,” *Chicago Journal OF Theoretical Computer Science*, vol. 1, pp. 1–21, 2019.
- [35] D. L. Donoho and A. Kipnis, “Higher criticism to compare two large frequency tables, with sensitivity to possible rare and weak differences,” *The Annals of Statistics*, vol. 50, no. 3, pp. 1447–1472, 2022.
- [36] A. Kipnis, “Unification of rare/weak detection models using moderate deviations analysis and log-chisquared p-values,” *Statistica Scinica*, 2023, to appear.
- [37] M. Loève, “Fundamental limit theorems of probability theory,” *The Annals of Mathematical Statistics*, vol. 21, no. 3, pp. 321–338, 1950.
- [38] Y. I. Ingster, “Minimax detection of a signal in  $L_p$  metrics,” *Journal of Mathematical Sciences*, vol. 68, pp. 503–515, 1994.

#### ACKNOWLEDGMENTS

This work is funded in parts by BSF grand number 2022124. The author would like to thank David Donoho for discussions regarding the minimax analysis, Reut Levi for comments and suggestions concerning an earlier version of this manuscript, and Gil Kalai for discussions about interesting applications of uniformity testing.