

Enhancing Generation with Summarization: Task Duality and Explicit Outline Usage Control

Yunzhe Li

University of Illinois, Urbana-Champaign
yunzhe12@illinois.edu

Qian Chen

Speech Lab, Alibaba Group
tanqing.cq@alibaba-inc.com

Weixiang Yan

Speech Lab, Alibaba Group
yanweixiang.ywx@gmail.com

Wen Wang

Speech Lab, Alibaba Group
w.wang@alibaba-inc.com

Qinglin Zhang

Speech Lab, Alibaba Group
qinglin.zql@alibaba-inc.com

Hari Sundaram

University of Illinois, Urbana-Champaign
hs1@illinois.edu

Abstract

Open-ended long text generation poses significant challenges due to semantic incoherence and plot implausibility. Existing works alleviate this problem by constructing plans in the form of short phrases, keywords, or abstractive signals by designing unsupervised tasks or rules, which tend to be unstable and weakly interpretable. Meanwhile, the summarization task could provide a clear and concise summary of the argument or storyline based on long articles.

In this paper, we propose to leverage the duality between summarization and generation to improve the quality of outline-based text generation and introduce a two-stage generation framework that initially crafts comprehensible outlines based on the opening statement and subsequently expands them into full-fledged articles. Furthermore, we identify an issue of imbalanced outline information utilization within an outline-based generation, a phenomenon observed across both fine-tuned models such as GPT-2 and BART, and zero-shot inference models like Vicuna and ChatGPT. We propose a unified explicit outline utilization control approach to alleviate this problem. The effectiveness of this proposed method is validated through rigorous experimentation across different types of language models.¹

1 Introduction

Long text generation is a challenging but significant topic, which is important in improving

¹We will release the source code when the paper gets accepted

user experience in natural language generation (NLG) tasks and products, e.g., storytelling and long-form answering. The quality of the generated text is largely contingent upon two key factors: semantic coherence and logical consistency. As an illustration, in an automated narrative generation, the implementation of logical storylines and fluid transitions can substantially augment the realism of the generated text, rendering it analogous to human writing.

Numerous solutions have been proposed from various perspectives to address the incoherence issue in long text generation. [Li et al. \(2015\)](#) utilized a hierarchical RNN-based decoder to learn the paragraph representations from sentences and words unsupervised. [Shao et al. \(2017\)](#) proposed to add self-attention to the decoder to maintain coherence in longer responses with a segment-by-segment reranking method for generation diversity. With the development of pretrained language modeling (PLMs), [Guan et al. \(2021\)](#) uses the sentence-BERT ([Reimers and Gurevych, 2019](#)) to get high-level language representation and then designed contrastive tasks to restrict the difference between adjacent sentences for better coherence. Nevertheless, these approaches face challenges in maintaining global coherence. These advances have mainly focused on local consistency, often leading to the generation of apparently homogenized texts. These approaches face challenges in maintaining global coherence, while the overall narrative presents a significant deviation from human writing due to its lack of plausibility.

In the pursuit of enhancing the logic and

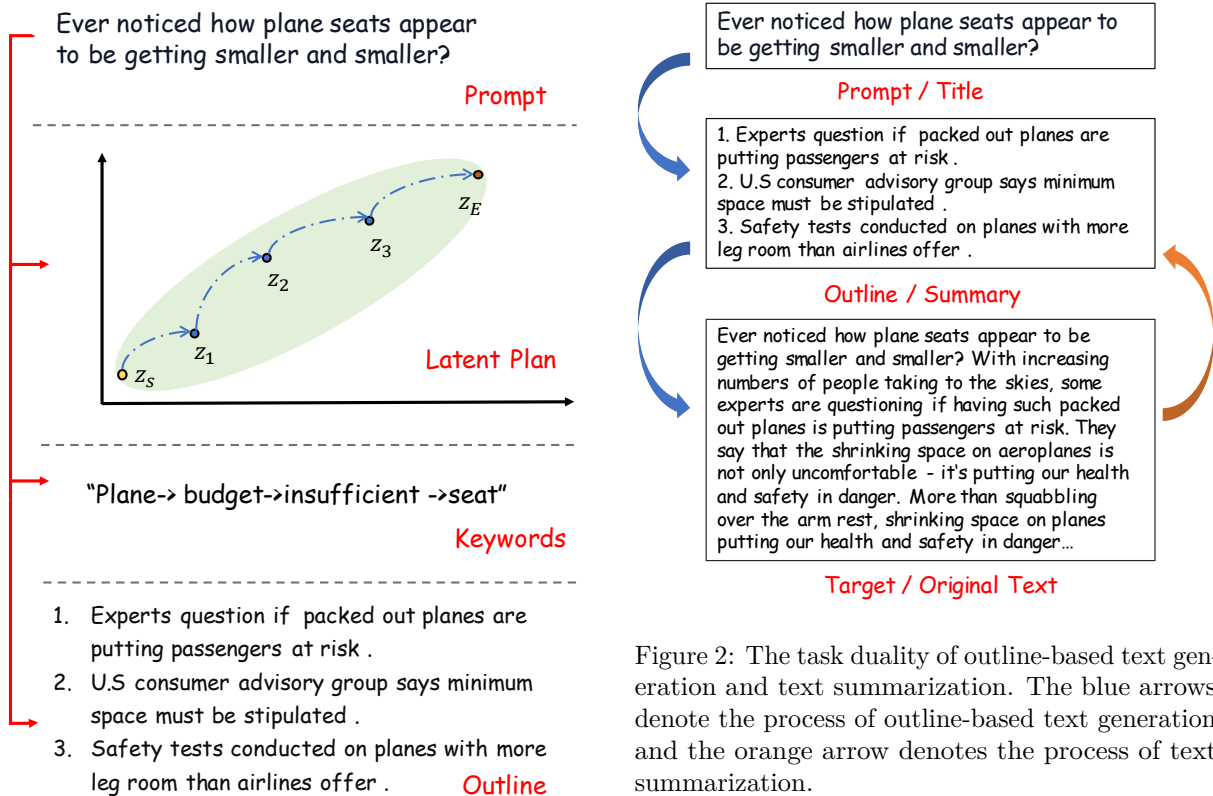


Figure 1: The different forms of the generated skeleton. Given the prompt (title), the three forms of the generated skeleton are 1) **unreadable** latent plan and abstractive representation, 2) **weakly readable** chain of keywords, 3) **readable** outline of key plot statement.

clarity of extended pieces of writing, the emulation of human writing habits—particularly the creation of a structural outline based on writing prompts—has emerged as a focal area in this domain. As delineated in Figure 1, the existing skeletons for fine-tuned language models could be summarized into two categories: 1) the latent plan, which also includes abstractive representations (Hu et al., 2022; Wang et al., 2022). 2) shallow natural language plan, involving a series of keywords or semi-symbolic templates (Xu et al., 2018; Yao et al., 2019; Shao et al., 2019; Fan et al., 2019; Tan et al., 2020). However, both two kinds of skeleton construction methods are still too abstractive to be understood by humans. In this paper, we propose to generate readable “outlines” as a series of sentences indicating the main plots as the third part of Figure 1.

A significant challenge in generating readable outlines resides in the absence of a di-

Figure 2: The task duality of outline-based text generation and text summarization. The blue arrows denote the process of outline-based text generation and the orange arrow denotes the process of text summarization.

rectly supervised signal for mature outline generation. In most cases, unreadable or weakly readable skeletons are treated as intermediates without direct supervision (Rose et al., 2010; Chen et al., 2021), or the supervision signal is constructed using predefined rules or assumptions (Wang et al., 2022). Their performance is highly dependent on the selection of rules and domains, suffering from the uncertainty of the quality of positive signals. Inspired by the task duality (shown in Figure 2), we propose to use the existing summarization data as supervised signals to train the outliner. Moreover, we present evidence that exploiting the duality between outline-based generation and summarization can enhance the quality of text generation in both finetuning and zero-shot application scenarios.

Additionally, our findings suggest that directly leveraging the information from a readable outline without appropriate guidance may lead to an imbalanced utilization phenomenon. In essence, this refers to the tendency for the information derived from the outline to be predominantly employed at the commencement of the text, which subsequently fails to regulate the evolution of the plot effectively. The similarity measurement between the outline

and the entirety of the generated text provides a clear illustration of this issue, as depicted in Figure 3. For instance, in the text generated by BART (Figure 3(b)), the utilization of information is primarily focused at the beginning, contrasting with the distribution observed in the ground truth (Figure 3(a)). Furthermore, a parallel trend is observed in large language models (LLMs), such as ChatGPT (Figure 3(c)), signifying that the imbalanced utilization of outlines is a pervasive issue in text generation.

We present three novel metrics to evaluate the issue of imbalanced utilization: distribution variation, peak-value distance, and consistency degree. The first two metrics leverage semantic similarity between outlines and corresponding generated articles as their foundation. In contrast, the consistency degree metric predates the duality between outline-based generation and text summarization. To mitigate this imbalance, we propose a method to explicitly control the usage of given outlines throughout the text generation process. The experimental results, depicted in Figure 3(d), validate the efficacy of this approach.

In summary, the main contributions of our work are concluded into three folds:

- Our work unveils the task-level duality between text summarization and outline-based generation, establishing that summarization can be viewed as the inverse process of outline-based generation. We contribute a novel two-stage explicit text generation framework designed to enhance the coherence and plausibility of generated text through dual-task learning.
- We present a new problem under the topic of controlled text generation that the utilization of outline information is unbalanced, affecting the language model for fine-tuning and zero-shot inference. To evaluate this problem, we develop three innovative metrics for assessing this problem.
- We propose a unified approach to explicitly intervene in the use of outline information during the text generation process, which could be adopted in both fine-tuning and zero-shot inference scenarios.

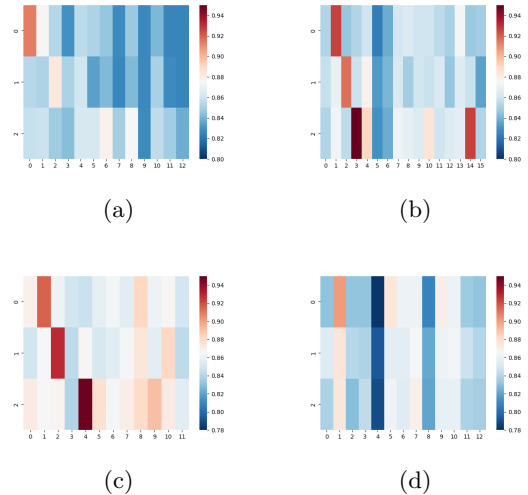


Figure 3: The distribution of outline similarity within the entire article. (a) Ground truth text, (b) Generated text from BART-base without outline control, (c) Generated text from ChatGPT (gpt-3.5-turbo) without outline control, (d) Generated text from BART-base with outline control. The Y-axis represents the outline bullet points, while the X-axis represents the sentences in the generated text. The values indicate the corresponding similarity between the outline bullet point and the generated sentences.

2 Problem Statement

The task of outline-based text generation follows a two-step framework, involving outline prediction and final long text generation. The input is the writing prompt $\mathbf{x} = \{x_1, x_2, \dots, x_l\}$ (e.g., title or opening), where x_i denotes the i -th token in writing prompt.

The first step aims to predict the outline to indicate the plots of the final generated text. The output of outline prediction is a set of sentences $\mathbf{o} = \{o_1, o_2, \dots, o_m\}$, where o_j is the j -th sentence in outline, o^t is the t -th token in \mathbf{o} . Then our model will treat the outline \mathbf{o} as an intermediate and do the second step to generate the final long text $\mathbf{y} = \{y_1, y_2, \dots, y_n\}$, where y_k denotes the k -th sentence in the final generated text, y^t is the t -th token in \mathbf{y} .

3 Methods

As Figure 4 shows, we decompose the framework into two stages: 1) outline prediction and 2) outline-based text generation. It is noticeable that for those LLMs with strong zero-shot inference ability (Kojima et al., 2023), we only

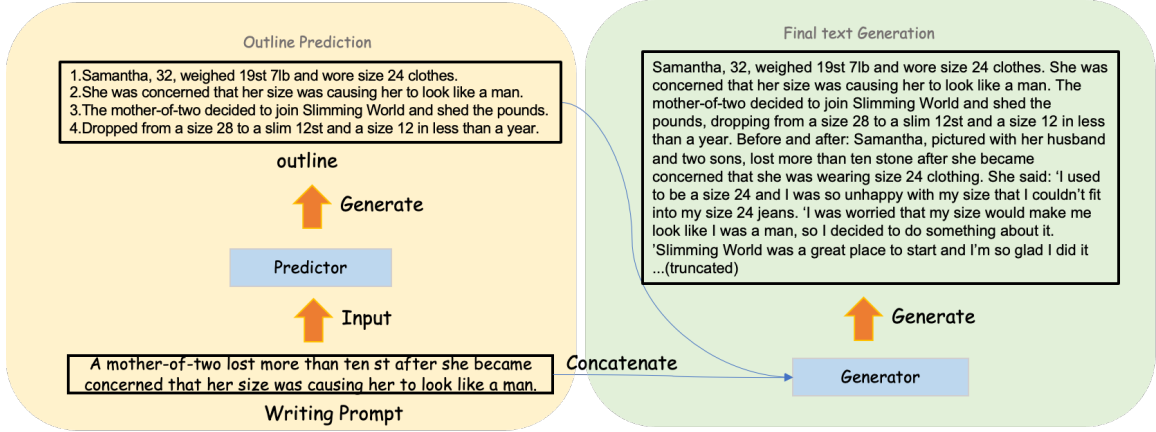


Figure 4: The 2-stage framework of our generation model.

focus on the second stage. The details of each stage are introduced in the following subsections.

3.1 Summary-Based Outline Predict

In the outline prediction stage, the input is the writing prompt, e.g., the first sentence or a title, and the output is a series of sentences to represent the predicted outlines. Different from the overall text generation, the prediction of outline sounds more abstractive, on account of lacking human-written text as a supervised signal.

To overcome the lack of high-quality supervised signals, we propose importing the summary data as labels to guide the first stage. For voluminous text, the summary is a simplified version focusing on the sections that convey useful information, without losing the overall meaning. Based on the definition of summary, we assume that the summary could be treated as another form of outline when facing generating new text. Hence, we first transfer the task of outline prediction to generate the summary data only based on the writing prompt that we use in the first sentence in the following experiments.

Here we use BART (Lewis et al., 2020) as an example, which includes a bidirectional encoder and an auto-regressive decoder to minimize the negative log-likelihood of summary:

$$\mathcal{L}_{LM} = - \sum_{t=1}^{|\mathbf{o}|} \log P(o^t | o^{<t}, \mathbf{x}), \quad (1)$$

where the generation probability is calculated as follows.

$$\begin{aligned} P(o^t | o^{<t}, \mathbf{x}) &= \text{softmax}(\mathbf{H}_t^{\mathbf{O}} \mathbf{W}^{\mathbf{O}} + \mathbf{b}^{\mathbf{O}}), \\ \mathbf{H}_t^{\mathbf{O}} &= \text{Decoder}(o^{<t}, \{\mathbf{S}^{\mathbf{O}}_i\}_{i=1}^l), \\ \{\mathbf{S}^{\mathbf{O}}_i\}_{i=1}^l &= \text{Encoder}(\mathbf{x}), \end{aligned} \quad (2)$$

where $\mathbf{W}^{\mathbf{O}}, \mathbf{b}^{\mathbf{O}}$ are trainable parameters. $\mathbf{H}_t^{\mathbf{O}}$ is the hidden state of decoder at the t -th position, which is calculated based on input X and prefix $o^{<t}$. $\{\mathbf{S}^{\mathbf{O}}_i\}_{i=1}^l$ is the contextualized representation of input \mathbf{x} . In this way, the outline predictor could learn the structure of the summary, which involves rational plots and transitions.

3.2 Outline-Based Generation

In the outline-based generation step, we have devised methods for two distinct scenarios: fine-tuning LMs and zero-shot inference, to generate the final text based on input \mathbf{x} and generated outline \mathbf{o} . For fine-tuning LMs (e.g., BART), we adopt a similar structure as the section 3.1 to generate the final results:

$$\begin{aligned} P(y^t | y^{<t}, \mathbf{o}, \mathbf{x}) &= \text{softmax}(\mathbf{H}_t^{\mathbf{Y}} \mathbf{W}^{\mathbf{Y}} + \mathbf{b}^{\mathbf{Y}}), \\ \mathbf{H}_t^{\mathbf{Y}} &= \text{Decoder}(y^{<t}, \mathbf{x}, \{\mathbf{S}^{\mathbf{Y}}_i\}_{i=1}^{|\mathbf{o}|}), \\ \{\mathbf{S}^{\mathbf{Y}}_i\}_{i=1}^{|\mathbf{o}|} &= \text{Encoder}(\mathbf{o}) \end{aligned} \quad (3)$$

where the input of encoder is outlines \mathbf{o} and the prompt \mathbf{x} is treated as the prefix of the decoder.

For zero-shot inference, we adopt prompt learning to make inference with the concatena-

tion of outline and prompt².

Enhance outline-based generation via dual-task learning. Switch the input and output of the outline-based generation, i.e., long text \mathbf{y} as input and outline \mathbf{o} as output, this task becomes a typical text summarization. The knowledge for extracting key information from complicated articles could also contribute to the ability to create detailed and logical articles according to the given outlines. Given that text summarization could be regarded as the inverse process of outline-based generation, we propose to enhance the quality of outline-based generation via dual-task learning with summarization for both fine-tuning LMs and zero-shot inference, separately.

For fine-tuning LMs, we directly introduce a dual task at the fine-tuning stage, which objective is to do summarization from those articles. The output of summarization model $P(\mathbf{o} | \mathbf{y}; \theta_s)$ and outline-based generation model $P(\mathbf{y} | \mathbf{o}; \theta_g)$ could be approximately regarded as satisfy the probability constraint shown as Eq.4 based on Bayes’ rule.

$$P(\mathbf{o})P(\mathbf{y} | \mathbf{o}) = P(\mathbf{o}, \mathbf{y}) = P(\mathbf{y})P(\mathbf{o} | \mathbf{y}), \quad (4)$$

Inspired by (Wei et al., 2019), we establish the bridge between two tasks by introducing a dual Lagrange regularizer term in Eq.5. It aims to utilize the shared knowledge from the dual tasks to strengthen their connection by minimizing the difference between model output and their approximate probability constraint.

$$\mathcal{L}_{\text{dual}} = [\log \hat{P}(\mathbf{o}) - \log P(\mathbf{o} | \mathbf{y}; \theta_s) - \log \hat{P}(\mathbf{y}) + \log P(\mathbf{y} | \mathbf{o}; \theta_g)]^2 \quad (5)$$

where $\hat{P}(\mathbf{o}), \hat{P}(\mathbf{y})$ indicates the input marginal distribution of outlines and articles, respectively.

For zero-shot inference, we propose to leverage the dual property to refine the outline-based generation via in-context learning. Specifically, it first generates a draft article based on the given outlines. Then the model is required to make a summarization for the generated draft. Based on the property of duality,

²the details of prompt designing are shown in Appendix A.1

the given outline and the generated summary should involve equivalent information. Therefore, the model is asked to compare the outline and summary to reflect and finally refine the generated text based on the learned knowledge. The details of the prompt and examples are shown in Appendix A.2.

Imbalance utilization and Explicit Outline control. As Figure 3 and Appendix C.2 illustrate, these methods meet the problem of outline abuse in that they tend to repeat all the information of outlines at first and then treat them as context to writing. This phenomenon contradicts our original intention of leveraging outlines. To alleviate this problem, we adopt an explicit way to control the utilization of the outline, i.e., separate the outline bullet points and generate the corresponding parts. (To be brief, we call the previous mode “all-in”, and the new separate mode “separate”.)

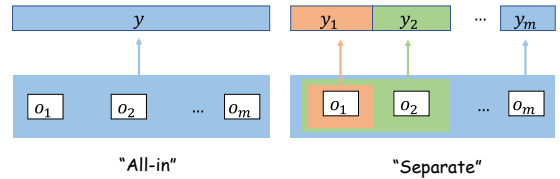


Figure 5: Comparison of two ways for outline information utilization

Specifically, for each article y and corresponding outlines $\mathbf{o} = \{o_1, o_2, \dots, o_m\}$, we separate article y into m parts $\{s_1, s_2, \dots, s_m\}$. As Figure 5 illustrates, compared with “all-in”, “separate” will establish a mapping between $\{o_1, o_2, \dots, o_m\}$ and article parts $\{s_1, s_2, \dots, s_m\}$. For finetuning LMs, y_i will mainly depend on o_i , and $\{o_j, y_j | j < i\}$ as context. In the training stage, only the loss from the corresponding outline and article part will be calculated, while the other pairs will be masked. Hence, the partition of the article will influence the effectiveness of the “separate” method significantly. Here we adopt two partition methods: **1) Average partition** that divides articles by the number of sentences. **2) Greedy Search** that make partitions according to the distance between outline and articles and the length of partitions, which objective function is:

$$\mathcal{L}_{gs} = \alpha \sum_{i=1}^m \sum_{j \in s_i} dist(o_i, y_j) + \beta \sum_{i=1}^m (|s_i| - \mu_s)^2 \quad (6)$$

where $dist(\cdot)$ is the distance measurement function, $|\cdot|$ and μ_s respectively represent the sentence number of a given part and the mean of sentence numbers. α, β are weighted parameters. The first term is the similarity measurement, and the second term is the variance of the length of each part, which is used to address the imbalance problem of length distribution.

For zero-shot inference, we first use the prompt and first bullet point with basic statistic information to generate the first part. Then we simulate the process of iteratively generating each part based on a new point of outline and context. Finally, the model is required to refine the final outcome to aggregate the multi-round output and improve coherence. The details of the prompt and examples are shown in Appendix A.3.

4 Experiments

In this section, we briefly introduce the experimental datasets, evaluation criteria, and base models. Then, we describe the experimental setup and give the experiment result analysis.

4.1 Dataset

We deployed experiments over two datasets, CNN/Dailymail (CDM) (Nallapati et al., 2016), and WritingPrompt for Outline-based Generation (WP-OG). CDM is an English-language dataset containing unique news articles written by journalists at CNN and the Daily Mail and corresponding summaries. WP-OG is created based on WP (Fan et al., 2018), which includes human-written story paired with writing prompts from an online forum. With no outlines given in WP, we use GPT4 to generate the outlines for original stories and evaluate its effectiveness by human evaluation. WP-OG will be released as a new benchmark dataset in this field. Details about dataset preprocessing and other experimental setup are shown in Appendix D.

4.2 Baselines and Evaluation

Because our proposed method is a general framework, we evaluate it here on fine-tuning

and zero-shot scenarios. We adopt two popular LMs for fine-tuning, i.e., **BART** (Lewis et al., 2020) and **GPT-2** (Radford et al., 2019), and two state-of-the-art LLMs for zero-shot inference, i.e., **Vicuna** (Chiang et al., 2023) and **ChatGPT**.

For evaluations, we adopt the following common-used metrics: 1) **Rouge (R-n)**: we use $n=1,2, L$ to evaluate the n -gram recall between generated texts and human-written texts (Lin and Hovy, 2003). 2) **BertScore**: It is used to measure the f1-score between the generated texts and human-written texts, while the similarity is measured by BERT (Devlin et al., 2019). 3) **BLEU (B-n)**: We use $n=1,2$ to quantify the similarity between the generated text and ground truth, focusing primarily on precision, by considering n -gram overlaps between the machine-produced output and the reference (Papineni et al., 2002). In addition, we propose three additional metrics for evaluating the imbalance utilization problem of outline information.

4) Distribution Variation (DV): DV measures the difference between the distribution (D_j) of similarity between every outline bullet points o_j and generated text \mathbf{y} , which is calculated as Eq. 7, where d_{KL} means KL-divergence between two distribution. The higher it is, the more even and reasonable the outline information is used.

$$DV = \frac{1}{|O| \cdot (|O| - 1)} \sum_{a,b \in O, a \neq b} d_{KL}(D_a, D_b) \quad (7)$$

5) Peak-value Distance (PD): PD indicates the distance of the most matched sentences ($P_j \in 1, 2, \dots, k$) among generated text for every outline bullet points o_j , respectively. It is defined as Eq.8. The higher the value is, the more uniform outlines are used.

$$PD = \frac{1}{|O| \cdot (|O| - 1)} \sum_{a,b \in O, a \neq b} |P_a - P_b| \quad (8)$$

6) Consistency Degree (CD): Motivated by the duality of summarization and generation, we suggest assessing the proficiency of outline-focused generation by contrasting the original outline with the summary of the resulting text. Specifically, the output text is

summarized by ChatGPT, and compared to the initial outline using the Rouge-L.

As an open-ended long text generation task, the prompt (i.e., first sentence) leaves great space for outline prediction. While the second stage of generation is highly dependent on the outlines. Here we choose to evaluate the outline prediction and outline-based generation, respectively. We use the prompt and ground truth outline as input for the outline-based generation.

4.3 Results and Analysis

Overall comparison. To evaluate the model performance on outline-based generation under both fine-tuning and zero-shot scenarios, we fine-tuned the BART-base model based on summary data and corresponding articles and did prompt tuning for ChatGPT-3.5-turbo under different enhancing methods. The results are shown in Table 1.

In terms of fine-tuning scenarios, variants incorporating outline control and dual-task learning outperform the base model across all metrics. It is observed that outline control has a more significant impact on improving the model’s performance compared to dual learning. The reason behind this lies in the BART model’s inability to differentiate the mapping of outlines to different sections of articles. We explicitly introduce the knowledge of this generation schema and its relationships by employing the outline control technique during the fine-tuning stage. The enhanced consistency also indicates that articles generated with outline control possess a more identifiable structure.

In the context of zero-shot inference, dual-task learning significantly improves the model’s performance, thereby demonstrating the effectiveness of our proposed prompt-based dual-learning technique. On the other hand, outline control shows limited improvement based on match score-based metrics. We attribute this to the fact that robust language models, such as ChatGPT, can already capture the outline-based generation schema from the provided prompts, leaving little room for further improvement with outline control. Additionally, we combine both techniques to examine their compatibility. Compared to the variant utilizing dual learning alone, the combined approach exhibits improvements in uni-gram matching

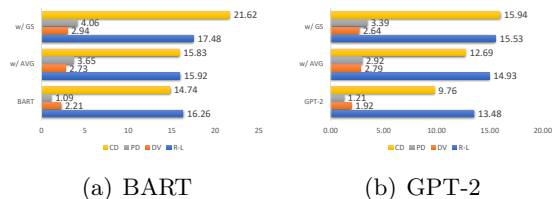


Figure 6: The impact of partition methods for outline control.

(B-1, R-1) and similarity-based structural metrics. However, there is a decrease in multi-gram matching, which could be attributed to the potential impact of the complex context resulting from both techniques.

Impact of model size for fine-tuning LMs.

To explore the impact of model size for fine-tuning under outline-based generation, we evaluate the performance around GPT-2 (large)³ and BART (large). Table 2 illustrates that the large models have great basic performance, especially GPT-2 Large. As the model size becomes larger, they gain less from the outline control, proving that outline control could be regarded as introducing knowledge about matching outlines.

Impact of model size for zero-shot inference.

Similarly, we compare the performance of Vicuna-13B with ChatGPT to show the impact of model size for zero-shot scenarios which is shown in Table 3. The results demonstrate both outline control and dual-task learning work for zero-shot scenarios. However, different from ChatGPT, Vicuna-13B benefit more from outline control on Rouge-1 and Rouge-L, which indicates the outline control works better on small-size models.

Impact of partition methods for outline control.

As mentioned in section 3, we propose two ways (average partition and greedy search) to make partitions for articles. Here we explore the performance of these two ways on both GPT-2 and BART. The results are shown in Figure 6. The performance of greedy search significantly outperforms the average partition, which denotes the suitable partition contributes to the generation performance by establishing

³Different from BART, GPT-2 is a decoder-only model, and the fine-tuning with outline control is different from BART. (More details are shown in Appendix D)

Method	R-1	R-2	R-L	B-1	B-2	BertScore	DV	PD	CD
BART-base	38.79	10.86	16.26	19.08	9.72	84.62	2.21	1.09	14.74
w/ OC	40.92	11.82	17.48	21.54	11.28	86.76	2.94	4.06	21.62
w/ Dual	39.66	11.21	16.67	19.32	10.28	85.17	2.43	2.37	15.20
ChatGPT-3.5-turbo	41.17	12.17	17.62	22.26	11.76	84.97	2.63	3.44	18.96
w/ OC	41.69	12.78	18.67	21.76	11.93	85.48	2.75	4.46	23.88
w/ Dual	42.46	13.10	19.06	22.78	12.08	84.29	2.49	3.62	18.54
w/ OC + Dual	42.90	12.82	18.89	22.95	11.90	87.29	2.85	4.76	19.40
Ground Truth	-	-	-	-	-	-	3.16	8.67	29.62

Table 1: Overall comparison of outline-based generation among the base model and our method with variants, such as outline control (OC) and dual-task learning (Dual). The best models are **bold** within each metric among each group.

Method	R-1	R-2	R-L	DV	PD	CD
BART	38.79	10.86	16.26	2.21	1.09	14.74
w/ OC	40.92	11.82	17.48	2.94	4.06	21.62
BART-Large	40.26	10.75	17.05	2.43	2.78	16.28
w/ OC	41.39	12.06	18.43	2.46	3.02	23.81
GPT-2	34.63	8.29	13.48	1.92	1.21	9.76
w/ OC	36.92	10.22	15.53	2.64	3.39	15.94
GPT-2 Large	37.95	9.30	15.86	2.35	1.74	12.57
w/ OC	38.20	10.25	16.14	2.76	2.36	14.09

Table 2: Impact of the model size of fine-tuning LMs. The best models are **bold** within each metric.

Method	R-1	R-2	R-L	DV	PD	CD
ChatGPT	41.17	12.17	17.62	2.63	3.44	18.96
w/ OC	41.69	12.78	18.67	2.75	4.46	23.88
w/ Dual	42.46	13.10	19.06	2.49	3.62	18.54
Vicuna-13B	39.43	11.28	17.92	2.14	2.90	16.83
w/ OC	41.26	11.74	18.20	2.36	3.17	19.07
w/ Dual	40.90	12.42	18.07	2.42	3.29	18.29

Table 3: Impact of the model size to zero-shot inference. The best models are **bold** within each metric.

the mapping between outlines and parts of articles. However, the different partitioning methods showed improvements in outline-related metrics (CD, PD, DV) compared to the base model. This demonstrates the effectiveness of outline control in mitigating the problem of outline information misuse.

Impact of data scales. To explore the impact of data scales, we randomly sampled 25%, and 50% from the training set to evaluate the performance under the finetuning scenario. The results are shown in Appendix B. The model’s performance significantly declines

when the dataset is reduced to half its original size. We believe this is due to the inadequate knowledge of the model to supplement the content in the context of new data effectively.

5 Related work

Prior research has explored various approaches to establish plot planning (Porteous et al., 2010; Li et al., 2013) or case reasoning (Gervás et al., 2004) as intermediaries for generating text. However, these methods heavily rely on human annotation and constraints. In an effort to reduce the dependence on human effort, recent studies have focused on extracting key structural information directly from the original text. This information is then expressed in chains of keywords or keyphrases, semantic role labels (Xu et al., 2018; Yao et al., 2019; Shao et al., 2019; Fan et al., 2019; Tan et al., 2020; Rashkin et al., 2020; Chen et al., 2021), or latent variables (Miao and Blunsom, 2016; Wang and Wan, 2019; Yang et al., 2022; Wang et al., 2022).

Compared with the outlines written in natural language, they are too abstract to indicate the development of plots. The construction of planning usually suffers the limitation of strong assumptions. Yao et al. (2019) used the RAKE algorithm (Rose et al., 2010) to select keywords from ground truth text by word frequency and graph metrics. Wang et al. (2022) assumes all abstractive representation should follow the brown bridge process. Another “extract-then-generate” method is close to our work in the model pipeline (Sun et al., 2022; Mao et al., 2022). Their works aim to extract information from lengthy source files, while our work

tends to focus on complementing information in less comprehensive sources, thereby providing greater flexibility.

6 Conclusion

In this paper, we unveil a novel connection between text summarization and outline-based generation as dual tasks. Building on this insight, we developed a two-stage summary-enhanced text generation framework that improves the coherence and plausibility of generated text. Additionally, we identified a new challenge within outline-based text generation: the unbalanced use of outline information. We created three innovative metrics to quantify this issue and introduced a unified approach to control the usage of outline information during text generation, applicable in both fine-tuning and zero-shot inference scenarios.

7 Limitation

Limitation on evaluation of outline prediction. As you can see, we separate the evaluation of this 2-stage framework respectively instead of doing end-to-end generation. Different from previous open-ended generation works (Guan et al., 2021; Wang et al., 2022; Yang et al., 2022), which directly compare generated text with ground truth by matching scores, we think to evaluate the open-ended generation model is biased, especially when the limitation of prior conditions is weak. To alleviate this issue, we propose to evaluate the subproblem, outline-based generation, which provides more information and constraints for the final generation.

While for the first stage, we showed some cases in Appendix 3.1. It is observed that the finetuning models tend to generate outlines that are more logical and closer to the input. The ground truth and ChatGPT could provide more divergent-thinking outlines based on real-world information and huge memory. However, our work is limited in giving a statistically significant numerical indicator. How to evaluate and balance diversity and logicalness of outlines directly is leaving for future work.

References

Hong Chen, Raphael Shu, Hiroya Takamura, and Hideki Nakayama. 2021. Graphplan: Story gen-

eration by planning with event graph. In *INLG*.

Wei-Lin Chiang, Zhuohan Li, Zi Lin, Ying Sheng, Zhanghao Wu, Hao Zhang, Lianmin Zheng, Siyuan Zhuang, Yonghao Zhuang, Joseph E. Gonzalez, Ion Stoica, and Eric P. Xing. 2023. [Vicuna: An open-source chatbot impressing gpt-4 with 90%* chatgpt quality](#).

Jacob Devlin, Ming-Wei Chang, Kenton Lee, and Kristina Toutanova. 2019. Bert: Pre-training of deep bidirectional transformers for language understanding. In *NAACL*.

Angela Fan, Mike Lewis, and Yann Dauphin. 2018. Hierarchical neural story generation. *arXiv preprint arXiv:1805.04833*.

Angela Fan, Mike Lewis, and Yann Dauphin. 2019. Strategies for structuring story generation. *ArXiv*, abs/1902.01109.

Pablo Gervás, Belén Díaz-Agudo, Federico Peinado, and Raquel Hervás. 2004. Story plot generation based on cbr. In *Knowledge-Based Systems*.

Jian Guan, Xiao-Xi Mao, Changjie Fan, Zitao Liu, Wenbiao Ding, and Minlie Huang. 2021. Long text generation by modeling sentence-level and discourse-level coherence. *ArXiv*, abs/2105.08963.

Zhe Hu, Hou Pong Chan, Jiachen Liu, Xinyan Xiao, Hua Wu, and Lifu Huang. 2022. Planet: Dynamic content planning in autoregressive transformers for long-form text generation. In *Proceedings of the 60th Annual Meeting of the Association for Computational Linguistics (Volume 1: Long Papers)*, pages 2288–2305.

Takeshi Kojima, Shixiang Shane Gu, Machel Reid, Yutaka Matsuo, and Yusuke Iwasawa. 2023. [Large language models are zero-shot reasoners](#).

Mike Lewis, Yinhan Liu, Naman Goyal, Marjan Ghazvininejad, Abdelrahman Mohamed, Omer Levy, Veselin Stoyanov, and Luke Zettlemoyer. 2020. Bart: Denoising sequence-to-sequence pre-training for natural language generation, translation, and comprehension. In *ACL*.

Boyang Li, Stephen Lee-Urban, George Johnston, and Mark O. Riedl. 2013. Story generation with crowdsourced plot graphs. *Proceedings of the AAAI Conference on Artificial Intelligence*.

Jiwei Li, Minh-Thang Luong, and Dan Jurafsky. 2015. A hierarchical neural autoencoder for paragraphs and documents. In *ACL*.

Chin-Yew Lin and Eduard Hovy. 2003. Automatic evaluation of summaries using n-gram co-occurrence statistics. In *Proceedings of the 2003 human language technology conference of the North American chapter of the association for computational linguistics*, pages 150–157.

- Ziming Mao, Chen Henry Wu, Ansong Ni, Yusen Zhang, Rui Zhang, Tao Yu, Budhaditya Deb, Chenguang Zhu, Ahmed Awadallah, and Dragomir Radev. 2022. Dyle: Dynamic latent extraction for abstractive long-input summarization. In *Proceedings of the 60th Annual Meeting of the Association for Computational Linguistics (Volume 1: Long Papers)*, pages 1687–1698.
- Yishu Miao and Phil Blunsom. 2016. Language as a latent variable: Discrete generative models for sentence compression. In *Proceedings of the 2016 Conference on Empirical Methods in Natural Language Processing*, pages 319–328.
- Ramesh Nallapati, Bowen Zhou, Caglar Gulcehre, Bing Xiang, et al. 2016. Abstractive text summarization using sequence-to-sequence rnns and beyond. *arXiv preprint arXiv:1602.06023*.
- Kishore Papineni, Salim Roukos, Todd Ward, and Wei-Jing Zhu. 2002. Bleu: a method for automatic evaluation of machine translation. In *Proceedings of the 40th annual meeting of the Association for Computational Linguistics*, pages 311–318.
- Julie Porteous, Marc Cavazza, and Fred Charles. 2010. Applying planning to interactive storytelling: Narrative control using state constraints. *ACM Trans. Intell. Syst. Technol.*, 1:10:1–10:21.
- Alec Radford, Jeffrey Wu, Rewon Child, David Luan, Dario Amodei, Ilya Sutskever, et al. 2019. Language models are unsupervised multitask learners. *OpenAI blog*, 1(8):9.
- Hannah Rashkin, Asli Celikyilmaz, Yejin Choi, and Jianfeng Gao. 2020. Plotmachines: Outline-conditioned generation with dynamic plot state tracking. In *Proceedings of the 2020 Conference on Empirical Methods in Natural Language Processing (EMNLP)*, pages 4274–4295.
- Nils Reimers and Iryna Gurevych. 2019. Sentencebert: Sentence embeddings using siamese bert-networks. *ArXiv*, abs/1908.10084.
- Stuart Rose, Dave Engel, Nick Cramer, and Wendy Cowley. 2010. Automatic keyword extraction from individual documents. *Text mining: applications and theory*, pages 1–20.
- Yuanlong Shao, Stephan Gouws, Denny Britz, Anna Goldie, Brian Strope, and Ray Kurzweil. 2017. Generating high-quality and informative conversation responses with sequence-to-sequence models. In *EMNLP*.
- Zhihong Shao, Minlie Huang, Jiangtao Wen, Wenfei Xu, and Xiaoyan Zhu. 2019. Long and diverse text generation with planning-based hierarchical variational model. In *EMNLP*.
- Xiaofei Sun, Zijun Sun, Yuxian Meng, Jiwei Li, and Chun Fan. 2022. Summarize, outline, and elaborate: Long-text generation via hierarchical supervision from extractive summaries. In *Proceedings of the 29th International Conference on Computational Linguistics*, pages 6392–6402.
- Bowen Tan, Zichao Yang, Maruan Al-Shedivat, Eric P. Xing, and Zhiting Hu. 2020. Progressive generation of long text. *ArXiv*, abs/2006.15720.
- Rose E. Wang, Esin Durmus, Noah D. Goodman, and Tatsunori Hashimoto. 2022. Language modeling via stochastic processes. *ArXiv*, abs/2203.11370.
- Tianming Wang and Xiaojuan Wan. 2019. T-cvae: Transformer-based conditioned variational auto-encoder for story completion. In *IJCAI*, pages 5233–5239.
- Bolin Wei, Ge Li, Xin Xia, Zhiyi Fu, and Zhi Jin. 2019. Code generation as a dual task of code summarization. *Advances in neural information processing systems*, 32.
- Jingjing Xu, Xuancheng Ren, Y. Zhang, Qi Zeng, Xiaoyan Cai, and Xu Sun. 2018. A skeleton-based model for promoting coherence among sentences in narrative story generation. *ArXiv*, abs/1808.06945.
- Erguang Yang, Mingtong Liu, Deyi Xiong, Yujie Zhang, Yufeng Chen, and Jinan Xu. 2022. Long text generation with topic-aware discrete latent variable model. In *Proceedings of the 2022 Conference on Empirical Methods in Natural Language Processing*, pages 8100–8107.
- Lili Yao, Nanyun Peng, Ralph M. Weischedel, Kevin Knight, Dongyan Zhao, and Rui Yan. 2019. Plan-and-write: Towards better automatic storytelling. *ArXiv*, abs/1811.05701.

A Prompt design

Here we list the prompt we used under the zero-shot scenario for reproducing our experiment results. It is noticeable that both ChatGPT and Vicuna are sharing these prompts.

A.1 Prompt:base

User: Please generate a [XXX] words news report with given first sentence and outlines. The first sentence is: [XXX]. And the outline of this news is [XXX].

Agent: [XXX].

A.2 Prompt - dual learning

User: Please generate a [XXX] words news report with given first sentence and outlines. The first sentence is: [XXX]. And the outline of this news is [XXX].

Agent: [XXX].

User: Please summarize it into [XXX] one-sentence points.

Agent: [XXX].

User: Please compare with the following true outline and rethinking how to improve the quality of outline-based news report generation: [XXX].

Agent: [XXX].

User: Based on the knowledge you just learned, regenerate a [XXX] words news report with given first sentence and outlines. The first sentence is: [XXX]. And the outline of this news is [XXX].

A.3 Prompt - Outline-control

Prompt design for ChatGPT-all in, ChatGPT-separate, ChatGPT-dual.

User: Your final goal is to generate a [XXX] words news report based on given first sentence and outlines. The first sentence is: [XXX] And the outline of this news is: [XXX]. Firstly, you could generate a part of the news report corresponding to following plot [XXX].

Agent: [XXX].

User: Continuely generate a part of the news report followed by your previous output while the plot is corresponding to the following plot [XXX].

Agent & User: ... repeat m-1 times

Agent: [XXX].

User: Refine your output to a [XXX] words news report.

Method	R-1	R-2	R-L	DV	PD	CD
GPT-2	34.63	8.29	13.48	1.92	1.21	9.76
w/ AVG	34.97	8.96	14.93	2.79	2.92	12.69
w/ GS	36.92	10.22	15.53	2.64	3.39	15.94
BART	38.79	10.86	16.26	2.21	1.09	14.74
w/ AVG	37.90	9.75	15.92	2.73	3.65	15.83
w/ GS	40.92	11.82	17.48	2.94	4.06	21.62

Table 4: Impact of the partition method for fine-tuning scenarios.

Method	R-1	R-2	R-L	DV	PD	CD
BART	38.79	10.86	16.26	2.21	1.09	14.74
w/ 50%	36.75	9.62	14.87	2.47	1.36	13.20
w/ 25%	36.21	8.74	13.54	2.25	1.65	13.95
BART w/ OC	40.92	11.82	17.48	2.94	4.06	21.62
w/ 50%	39.25	11.29	16.79	3.10	3.86	19.71
w/ 25%	38.60	10.72	15.92	2.81	3.47	18.63

Table 5: Impact of the scale of the dataset for fine-tuning scenarios.

B Additional Experiment Results

B.1 Impact of partition method for fine-tuning scenarios

B.2 Impact of data scales

C Generate examples

C.1 Examples of Outline Prediction

Here we show some examples of the generated outline from both fine-tuning model (BART) and zero-shot inference (ChatGPT).

Case 1

Input: The pound has slipped to a five-year low against the dollar amid growing uncertainty about the outcome of the general election.

Output (BART):

1. The pound’s value has significantly dropped against the dollar, reaching a five-year low.
2. This decline can be attributed to the mounting uncertainty surrounding the outcome of the general election.
3. The growing uncertainty has had a notable impact on the pound’s performance in the currency exchange market.

Output (ChatGPT):

1. The pound's value tumbles to a five-year low against the dollar as uncertainty surrounding the general election outcome intensifies.
2. Market concerns over potential political shifts and their impact on the economy have contributed to the pound's significant decline.
3. Investors closely monitor the election developments, anxiously awaiting clarity as the pound's volatility persists in response to the growing uncertainty.

Output (Ground Truth):

1. Pound near 1.46 against the US dollar, its lowest level since June 2010.
2. Polls suggest neither Tories or Labour will manage to win a majority.
3. Fears the pound could fall another 10% if a badly hung parliament.

Case 2

Input: In a retweet on Thursday, a staffer to real estate magnate Donald Trump managed to capture the coarsest background conversations Americans are having about former secretary of state Hillary Clinton's personal baggage.

Output (BART):

1. Trump staffer's retweet exposes uncensored conversations on Clinton's personal baggage.
2. Raw and controversial discussions captured in the retweet.
3. Retweet sheds light on American sentiment towards Clinton's past controversies.

Output (ChatGPT):

1. A retweet by a member of real estate tycoon Donald Trump's staff has inadvertently exposed the rawest discussions among Americans regarding former secretary of state Hillary Clinton's personal controversies.
2. The retweet managed to capture the unfiltered background conversations that delve into the most sensitive aspects of Clinton's personal baggage.

3. This incident sheds light on the intensity of public discourse surrounding Clinton's past, further fueling the ongoing political debates and controversies surrounding her.

Output (Ground Truth):

1. Sawyer Burmeister, a horse-riding champion and sometimes actress, tweeted the barb on Thursday evening. Second Twitter user forwarded it to Donald Trump, the real estate titan who's a possible Republican presidential candidate.
2. A Trump social media employee, one of TEN on his staff who help with Twitter and other platforms retweeted the message.
3. Trump deleted it, but the Internet is forever.

C.2 Examples of outline-based generation

Input + outline: Ever noticed how plane seats appear to be getting smaller and smaller? Experts question if packed out planes are putting passengers at risk. US consumer advisory group says minimum space must be stipulated. Safety tests conducted on planes with more leg room than airlines offer.

Output (BART):

Ever noticed how plane seats appear to be getting smaller and smaller? Well now you can. A new study has revealed that the average passenger's seat size is getting smaller and smaller. This shrinking trend has significant implications for comfort and health during travel. The study, published in the Journal of the American Medical Association, found that a quarter of all seats in the U.S. are now larger than average, while a concerning one in five seats is smaller than average. These findings highlight a growing discrepancy between seat sizes in different regions. In fact, the majority of seats in Europe are now smaller due to the smaller average seat size in that region compared to the United States.

The research, conducted by the American Society of Plastic Surgeons (ASAPS) and the American Association for the Advancement of Science (AAAS), suggests that the increase in the size of passenger seats is driven by the rising demand for seat-to-seat seating arrangements. As more passengers seek to maximize

space and comfort during their journeys, airlines are adapting by providing larger seat options to meet this demand. However, this shift has created a trade-off, as the smaller seats become more prevalent.

The implications of this trend extend beyond mere comfort. A cramped seating arrangement can lead to discomfort, decreased circulation, and potentially even increased health risks for passengers. It is crucial for both airlines and regulatory bodies to recognize and address these concerns to ensure the well-being of travelers.

Interestingly, the study also uncovered that the rise in the number of seats sold in Europe has contributed to the surge in demand for smaller seats. In the UK, the average price of a seat is £1,000, while in the US, it stands at £2,500. These price discrepancies reflect the different market dynamics and consumer preferences in each region. The average cost for a seat in the USA is even higher, reaching £3,500, while a UK seat averages at £4,500.

Output (ChatGPT):

Ever noticed how plane seats appear to be getting smaller and smaller? Experts are now questioning if the shrinking space on packed planes is compromising passenger safety. As concerns grow, a prominent US consumer advisory group is advocating for regulations stipulating a minimum seating space. Safety tests have recently been conducted on planes, but with a twist – they were performed using configurations that allowed for more leg room than what airlines typically offer.

With the airline industry continually striving to maximize revenue and accommodate more passengers, there has been a noticeable reduction in seat sizes over the years. This has sparked concerns among experts regarding the potential impact on passenger safety and comfort during flights. The ever-decreasing legroom and narrower seats raise questions about emergency evacuation procedures, passenger mobility, and overall well-being.

Addressing these concerns, a consumer advisory group in the United States is pushing for regulations that mandate a minimum space requirement for airline seats. They argue that establishing a baseline for seat dimensions would help protect passenger safety and en-

sure a more comfortable flying experience for all.

In a bid to shed light on the safety implications of cramped seating, safety tests were recently conducted using plane configurations that allowed for more leg room than what is typically offered by airlines. The tests aimed to evaluate evacuation scenarios and passenger movement in emergency situations. By comparing the results of these tests with the cramped seating conditions experienced by passengers, researchers hope to provide insights into potential safety risks and possible mitigation measures.

As the debate continues, airlines face the challenge of striking a balance between maximizing their capacity and ensuring passenger safety and comfort. The industry's response to these concerns remains crucial, with calls for increased transparency, regulatory intervention, and a renewed focus on passenger well-being. Ultimately, the outcome of these discussions will shape the future of air travel, impacting both the airlines and the millions of passengers who take to the skies each day.

D Experimental Setup

In the data preprocessing, we use the first sentence as input. While CNN/Dailymail usually includes some meaningless openings for news reports (e.g., reporter's name), we made an additional filter for this issue, which only accepts openings with more than 7 words. Moreover, we aim to generate long text involving abundant semantic and structural information. Here we filter out all cases with less than 64 words. We cut off 40 sentences to test model performance.

Our code implementations are mainly based on Pytorch 2.0 and Huggingface library. All experiments including model finetuning (e.g., BART, GPT-2) and zero-shot inference (e.g., Vicuna) are running on 8 NVIDIA V100 32G GPUs. For fine-tuning BART and GPT-2, we set the batch size as 16, and training epochs as 3. The hyperparameters α, β in outline control is set to 0.8, and 0.05, which are obtained by grid search from $\{0.5, 0.6, 0.7, 0.8, 0.9\}$ and $\{0.005, 0.01, 0.05, 0.1\}$. It is noticeable that the structure of GPT-2 is different from BART, we concatenate both the opening and outline

together through prompts as input. For the ablation study on the data scale, we adjust the training epochs to 6 and 12 to keep training steps equal to the base model. For zero-shot scenarios, we use OpenAI’s 3.5-turbo API and the Vicuna-13B model to achieve it.