

Multipartite entanglement and quantum error identification in D -dimensional cluster states

Sowrabh Sudevan,^{1,*} Daniel Azses,^{2,†} Emanuele G. Dalla Torre,^{3,‡} Eran Sela,² and Sourin Das^{1,§}

¹*Indian Institute of Science Education and Research Kolkata
Mohanpur, Nadia-741 246, West Bengal, India*

²*School of Physics and Astronomy, Tel Aviv University, Tel Aviv 6997801, Israel*

³*Department of Physics, Bar-Ilan University, 52900 Ramat Gan, Israel*

An entangled state is said to be m -uniform if the reduced density matrix of any m qubits is maximally mixed. This formal definition is known to be intimately linked to pure quantum error correction codes (QECCs), which allow not only to correct errors, but also to identify their precise nature and location. Here, we show how to create m -uniform states using local gates or interactions and elucidate several QECC applications. We first point out that D -dimensional cluster states, i.e. the ground states of frustration-free local cluster Hamiltonians, are m -uniform with $m = 2D$. We discuss finite size limitations of m -uniformity and how to achieve larger m values using quasi- D dimensional cluster states. We demonstrate experimentally on a superconducting quantum computer that the 1D cluster state allows to detect and identify 1-qubit errors, distinguishing, X , Y and Z errors. Finally, we show that m -uniformity allows to formulate pure QECCs with a finite logical space.

I. INTRODUCTION

Bipartite entanglement is a well understood concept, as it can be clearly quantified by the appropriate reduced density matrix [1–3]. Quantifying multipartite entanglement is much more challenging and was studied in the literature using many distinct measures [4–14]. A common approach to multipartite entanglement relies on the entanglement across all possible bipartitions. This approach was first introduced by Ref. [15] in a study of the average entanglement of random pure states. Later studies led to the definition of m -uniformity: multi-qubit states in which all the reduced density matrices of m qubits are maximally mixed [16–23].

A simple example of m -uniformity is given by the n -qubit GHZ state, $|\psi\rangle_{\text{GHZ}} = (|0\rangle^{\otimes n} + |1\rangle^{\otimes n})/\sqrt{2}$. Any 1-qubit subsystem A_1 corresponds to the reduced density matrix $\rho_{A_1} = (|0\rangle\langle 0| + |1\rangle\langle 1|)/2$, which is maximally mixed, i.e. proportional to the identity operator in the subsystem. Hence, the GHZ state is at least 1-uniform. For a subsystem A_2 of any two qubits, one has $\rho_{A_2} = (|00\rangle\langle 00| + |11\rangle\langle 11|)/2$ which is not maximally mixed. Therefore, the GHZ state is only 1-uniform [21, 24].

The notion of m -uniformity has deep links to quantum error correction codes (QECC). In the case of quantum states that encode no logical information, Ref. [17] proved that any m -uniform state has the ability to locate and identify a quantum error, assuming that it acted at most on $\lfloor m/2 \rfloor$ qubits [16], or equivalently, a sequence of at most $\lfloor m/2 \rfloor$ single-qubits errors. The relationship between m -uniformity and QECC was extended to states

that encode a finite amount of quantum information [25]. Note that m -uniformity is a sufficient but not necessary condition for error correction: A known example is Kitaev’s toric code, which is only 3-uniform, but can correct an extensive number of errors [26]. This code is an example of a non-pure QECC, which can correct errors even without being able to fully identify them. In contrast, m -uniform states give rise to pure, i.e. non-degenerate QECCs, where the errors are first fully identified and only then corrected [2]. Hence, pure codes are particularly useful in benchmarking noisy quantum computers.

Creating states with large m -uniformity is a key challenge in quantum information. Earlier studies discussed how to perform this task using orthogonal arrays [20, 21, 27, 28], numerical methods [18, 29], graph states [30–32] and other constructions [23, 33–35]. Special attention was drawn to n -qubit states that are $\lfloor n/2 \rfloor$ -uniform, also known as absolutely maximal entangled (AME), which have important applications in quantum secret sharing and quantum teleportation [33, 36]. Their existence was proven for $n = 2, 3, 5, 6$ qubits only [17, 37]. Moreover, using theoretical enumerator tools from QECC, useful bounds on their existence for qudits were derived [17, 38]. In general, it is always possible to construct m -uniform states for a desired m if the number of qubits is large enough [19, 21], but determining the minimal number of qubits required for a given m is, as far as we know, still an open question though some lower bounds are known [19, 25, 39]. In addition, these constructed states may be highly non-local and pose a challenge to prepare them on a quantum computer using low depth circuits.

In this paper we address this challenge by focusing on cluster states, which can be realized as ground states of cluster Hamiltonians and belong to a class of states called graph states [40]. Cluster Hamiltonians can be expressed as a sum of local terms, known as stabilizers, and are commonly used to describe condensed matter

* ss18ip003@iiserkol.ac.in

† danielazses@mail.tau.ac.il

‡ emanuele.dalla-torre@biu.ac.il

§ sourin@iiserkol.ac.in

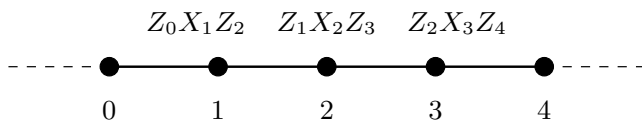


Figure 1. One dimensional cluster model

systems. As we will explain, the degree of uniformity of these states are bounded by the support of the stabilizers, i.e. the size of the neighborhood that interacts with each qubit. The ground state of these Hamiltonians can be prepared exactly on quantum computers via shallow circuits of local unitary gates [41–43]. Cluster states in one and two dimensions have been studied in the context of symmetry protected topological states of matter [42, 44, 45], and can be used in measurement based quantum computation and teleportation [42, 46–49].

We show that the cluster state in D -dimensions is $2D$ -uniform. Despite of not containing a logical space, this state allows for quantum error detection of D individual errors. This ability of error detection stems from a connection between m -uniformity and QECCs that allows us to employ these states for benchmarking errors that may act on up to $\lfloor m/2 \rfloor$ qubits in current noisy-intermediate scale quantum computers [50]. We demonstrate this procedure experimentally on a real quantum computer for $D = 1$. Finally, we provide examples of m -uniform subspaces in which a finite logical space is encoded.

The paper is organized as follows. In Sec. II we introduce the cluster states and determine their m -uniformity based on the stabilizer formalism. In Sec. III we review the connection to QECC and deduce the quantum error detection ability of cluster states. We present an experimental demonstration of this application in Sec. IV. In Sec. V we exemplify how m -uniform spaces, encoding logical information and also allowing to detect errors, can be constructed. We conclude in Sec. VI.

II. CLUSTER STATES AND THEIR MULTIPARTITE ENTANGLEMENT

The D -dimensional cluster Hamiltonian describes n qubits located on the vertices of a D -dimensional square lattice, such that each qubit interacts with exactly $2D$ neighbours. Unless specified otherwise, we consider periodic boundary conditions (PBC) in each dimension. The one dimensional ($D = 1$) cluster Hamiltonian, which is depicted in Fig. 1, is defined as

$$H = - \sum_i Z_{i-1} X_i Z_{i+1}. \quad (1)$$

The minus sign is motivated by the ferromagnetic ground state of the Ising model and its generalizations to the cluster Ising model [44, 51–55]. In $D > 1$ dimensions, we denote the location of each qubit using a lattice vector

$\mathbf{v} = (i_1, i_2, \dots, i_D)$, where $i_1, i_2, \dots, i_D \in \mathbb{Z}$, with basis vectors $\{\mathbf{e}_i\}$ having a 1 as the i 'th entry and 0 elsewhere, and define the cluster Hamiltonian as

$$H = - \sum_{\mathbf{v}} X_{\mathbf{v}} \left(\prod_{i=1}^D Z_{\mathbf{v}-\mathbf{e}_i} Z_{\mathbf{v}+\mathbf{e}_i} \right) = - \sum_{\mathbf{v}} s_{\mathbf{v}}. \quad (2)$$

Here, the $s_{\mathbf{v}}$'s are referred to as stabilizers and satisfy the following two properties [56]: (i) they square to one, $s_{\mathbf{v}}^2 = I$, because they correspond to tensor products of Pauli matrices; (ii) they commute, $[s_{\mathbf{v}}, s_{\mathbf{v}'}] = 0$.

These two properties ensure that the Hamiltonian in Eq. (2) is frustration-free [57], i.e. any ground state of H is a simultaneous ground state of each $s_{\mathbf{v}}$. In a more formal way, we note that the set of q stabilizers $\{s_{\mathbf{v}}\}$ generates a \mathbb{Z}_2^q group called the stabilizer group \mathcal{S} [58, 59]. For the above cluster Hamiltonian with PBC, q equals the number of qubits, $q = n$. Let us denote the generators of the stabilizer group by $\{s_i\}$ ($i = 1, \dots, q \leq n$) and the elements of this group as \mathcal{S}_i ($i = 1, \dots, 2^q$). Since the \mathcal{S}_i 's commute, they have a common set of eigenvectors and their eigenvalues are all ± 1 as of the first property above. Consider the unique eigenvector $|cs\rangle$ such that $s_i|cs\rangle = |cs\rangle$ for any i . By definition this unique ground state of the cluster Hamiltonian is the cluster state in D dimensions and it has a ground state energy of $-n$. For later reference, we define the *support* of \mathcal{S}_i as the number of non-identity local Pauli matrices of \mathcal{S}_i . For example, for the 1-dimensional cluster state the support of each local term is $\text{supp}(s_i) = 3$, while for the D -dimensional cluster state we have $\text{supp}(s_i) = 2D + 1$.

A. Reduced density matrices and stabilizer subgroups

The stabilizer formalism leads to an explicit way to construct reduced density matrices. By definition, the pure density matrix ρ of the cluster state corresponds to the projector into the $+1$ eigenvector of the generators of the stabilizer group and can be written as

$$\rho = \frac{1}{2^n} \sum_{\sigma \in \mathcal{S}} \sigma. \quad (3)$$

Using this expression, one can show that the reduced density matrix over the set of qubits A is [56]

$$\rho_A = \frac{1}{2^{|\mathcal{S}_A|}} \sum_{\sigma \in \mathcal{S}_A} \sigma, \quad (4)$$

where \mathcal{S}_A is the subgroup of the stabilizer group \mathcal{S} that has support *only* on the set of qubits A and $|\mathcal{S}_A|$ is the number of elements in \mathcal{S}_A . For the subsystem A to be maximally mixed, \mathcal{S}_A should be the trivial group containing only the identity element I , or

$$\mathcal{S}_A = \{I\} \iff \rho_A \propto I. \quad (5)$$

As mentioned, if this property applies to all sets of m qubits, the state is defined to be m -uniform.

For example, consider the 3-qubit cluster state in $D = 1$ with PBC, i.e. the stabilizer state generated by $\{s_i\} = \{X_1 Z_2 Z_3, Z_1 X_2 Z_3, Z_1 Z_2 X_3\}$, which is the ground state of $H = -\sum_i s_i$. The eight elements of the stabilizer group \mathcal{S} consist of $\{s_i\} \cup \{I, Y_1 Y_2 I_3, Y_1 I_2 Y_3, I_1 Y_2 Y_3, -X_1 X_2 X_3\}$. We can see that while the reduced density matrix over any single qubit is maximally mixed, the reduced density matrix over 2 qubits is not proportional to the identity. For example applying Eq. (4) for $A = \{1, 3\}$ we have

$$\rho_A = \frac{1}{4} (I + Y_1 Y_3), \quad (6)$$

as \mathcal{S}_A contains $\{I, Y_1 Y_3\}$. Hence this state is 1-uniform but not 2-uniform.

B. The infinite D -dimensional cluster state is $2D$ -uniform

Proposition 1. *For a D -dimensional cluster state on an infinite lattice, if $|A| \leq 2D$ then \mathcal{S}_A is the trivial subgroup, consisting only of the identity matrix acting in subsystem A .*

This follows from the intuitive fact that the generators of the stabilizer group for the cluster states on a large enough lattice, having support $2D + 1$, minimize the support of the stabilizer group. We provide a proof of this proposition in Appendix A. From this proposition, it immediately follows that the D -dimensional cluster state is $2D$ -uniform on a large enough lattice.

The above 3-qubit cluster state example illustrates the fact that Proposition 1 is restricted to large enough systems. This leaves the question of what the lower bound for the system size in a given dimension D is, in order to preserve the $2D$ -uniformity. One can formally ask this question for a cluster state of L^D qubits with PBC. In Appendix B we demonstrate that Proposition 1 in fact holds for any dimension, as long as $L \geq 8$. This proof does not saturate the lowest bound. In $1D$, 5 qubits with PBC are sufficient to obtain $2D$ uniformity [17]. By numerically inspecting the stabilizers and their multiplications for $D = 1, 2, 3$, we conjecture that the minimal size necessary for $2D$ -uniformity is $L = 5$ in each direction with PBC.

C. Extended cluster states

Can uniformity be increased by varying the range or support of stabilizers? For example, in $1D$, rather than considering the support-3 ZXZ operators in Eq. (1), one can consider the graph state defined by the stabilizers $s_i^{(p)} = Z_{i-p} \dots Z_{i-1} X_i Z_{i+1} \dots Z_{i+p}$. For $p = 2$, this state can be created by applying controlled Z (CZ) gates on

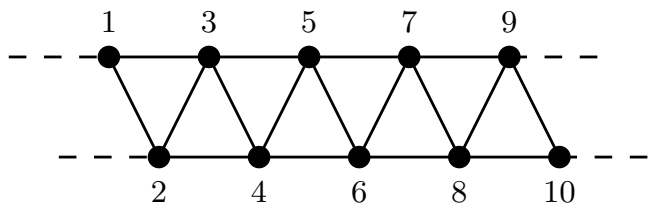


Figure 2. Extended $ZZXXZZ$ cluster state with next nearest neighbour interactions.

a ladder graph, as shown in Fig. 2. While for $p = 1$ we recover the 2-uniform cluster state which is 2-uniform, it is not hard to see that all $p > 1$ states on an infinite lattice are 3-uniform. The same result applies to stabilizers of the form $Z_i X_{i+1} \dots X_{i+p} Z_{i+p+1}$, which are related to a family of topological states [60]. An analogous construction can be used to create cluster states with larger m -uniformity in $D > 1$ dimensions.

III. CLUSTER STATES AS PURE QECCS

In this section, we review basic definitions of QECCs and explain their connection to m -uniformity. Consider a logical subspace of dimension 2^k , corresponding to k logical qubits out of the Hilbert space of n physical qubits, and denote its basis states by $\{|i\rangle\}$. If, for a given positive integer d , the full set of operators, referred to as errors, $\{E_a\}$ with $\text{supp}(E_a) < d$, satisfy

$$\langle i|E_a|j\rangle = C(E_a)\delta_{ij}, \quad (7)$$

then we say that the subspace is a QECC with distance d , and denote it with $[[n, k, d]]$. Such QECC allows the correction of errors with support $\lfloor (d-1)/2 \rfloor$ [2].

For a general stabilizer code with a finite encoded subspace ($k > 0$) the distance is given by $d = \min[\text{supp}(C(\mathcal{S}) - \mathcal{S})]$, where $C(\mathcal{S})$ is the centralizer of the stabilizer group, i.e. the set of Pauli strings that commute with all the stabilizers. In other words, d is the minimal support of operators that commute with \mathcal{S} but not with the logical operators. A stabilizer state without an encoded space ($k = 0$) is a $[[n, 0, d]]$ QECC with $d = \min[\text{supp}(\mathcal{S}/\{I\})]$.

A QECC is said to be *pure* or non-degenerate if Eq. (7) is satisfied with $C(E_a) = 0$ for any E_a other than $E_a = I$. Otherwise, the code is called non-pure or degenerate. Pure codes have the property that every error of support $\lfloor (d-1)/2 \rfloor$ corresponds to a distinct syndrome and allows to *identify* its location and its type (X , Y , or Z). Note that in the literature, error detection is referred to as the possibility to *know* that an error occurred, but not to locate nor to identify it. For example the surface code is a $[[2d^2, 2, d]]$ QECC [61]. It allows to detect $d-1$ errors and correct up to $\lfloor (d-1)/2 \rfloor$ errors per cycle of stabilizer measurements [62]. However it only allows to locate and identify a single 1-qubit error.

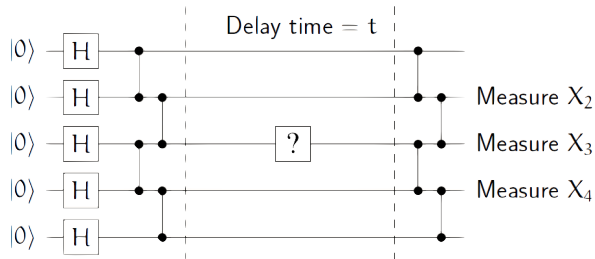


Figure 3. Circuit used to benchmark error rates on qubit 3.

According to the above definitions, m -uniformity can be related to *pure* QECCs: Ref. [17] showed that any m -uniform state is a pure $[[n, 0, m + 1]]$ QECC. This result can also be obtained from Sec. II A, together with the statement that any stabilizer state is a QECC with distance $d = \min[\text{supp}(\mathcal{S}/\{I\})]$, and can be generalized to states with a finite number of logical qubits k [25]: If the basis vectors $|i\rangle$ span a m -uniform subspace, which is a vector space \mathcal{V} such that each $v \in \mathcal{V}$ is m -uniform, then one obtains a pure $[[n, k, m + 1]]$ QECC, where $k = \log_2(\dim(\mathcal{V}))$. Then, using our key result in Sec. II B, we deduce that the D -dimensional cluster state is a $[[n, 0, 2D + 1]]$ QECC. For example the 1D cluster state corresponds to a $[[n, 0, 3]]$ QECC, allowing to locate and identify 1-qubit errors. This case is demonstrated experimentally in the next section. The 2D cluster state corresponds to a $[[n, 0, 5]]$ QECC and allows to detect arbitrary 2-qubit Pauli errors.

IV. BENCHMARKING ERRORS USING THE CLUSTER STATE

From the above QECC properties, an m -uniform state can be used to benchmark errors on a quantum computer that act on at most $\lfloor m/2 \rfloor$ qubits. Since the D -dimensional cluster state is $2D$ -uniform, it allows to detect errors that act on D qubits. We now demonstrate this on the 1D cluster state.

Our noise benchmarking protocol is depicted in Fig. 3. One first prepares the cluster state from the product state using the unitary transformation U composed of Hadamard (H) and controlled-Z gates (CZ), assuming no errors occur at this stage. During a delay time t , an error, or multiple errors, may spontaneously occur, which is depicted as ‘?’ in Fig. 3. To detect this error, assuming it acted on at most one qubit, one measures the error syndromes through the stabilizers. Present day quantum computers do not facilitate direct measurement of such stabilizers as they involve simultaneous measurements of multiple qubits. Instead, the syndromes can be measured by reversing U with U^\dagger , assuming perfect fidelity, followed by single qubit measurements as shown in Fig. 3. By repeating this process many times one ob-

tains a probability distribution of the errors.

The corresponding error-syndromes detection in a sufficiently long ($n \geq 5$ qubits) 1D cluster state with PBC is as follows: if no errors occurred, we always obtain a string of 0’s. In the case of one Z_i error during the delay, we get 1 on the i -th qubit, instead of 0. An X_i error evolves to a 101 pattern on the $i - 1, i, i + 1$ -th qubits. The error Y_i combines the Z and X errors and results in a 111 pattern.

In the real machine that we use, the qubits 1 and 5 are physically separated and cannot be entangled directly. Hence, we focus on the OBC cluster Hamiltonian defined by the stabilizers $\{X_1Z_2, Z_1X_2Z_3, Z_2X_3Z_4, Z_3X_4Z_5, Z_4X_5\}$. Then, the 2-uniformity is spoiled near the edges, and for example, X_1 and Z_2 errors result in the same syndrome 01000. Thus, we focus on errors that act only on the middle qubit 3. Assuming an error may have occurred only on qubit 3, the error syndromes 00100, 01010 and 01110 allow to determine the probability of Z , X and Y errors, respectively. We proceed to apply this protocol on (i) a noisy simulator that mimics the hardware noise, and (ii) a real quantum computer.

Real quantum computers, and noisy simulators that mimic their behaviour, experience both relaxation errors, which change gradually $|1\rangle$ to $|0\rangle$, and dephasing errors, which change gradually $|+\rangle$ to $|-\rangle$ and vice versa. These processes correspond to X/Y and Z errors, respectively, and their characteristic times are commonly denoted by T_1 and T_2 . In superconducting circuits, T_1 and T_2 are generically of the order of 10 – 100 μsec and satisfy $T_2 < T_1$. We first consider a noisy simulator with physical parameters derived from the IBM quantum computer *ibmq.manila* [63]. Fig. 4(a) shows the probability of finding an X , Y , or Z error in the middle qubit, as a function of the delay time (each point refers to the average over 100,000 shots). We find that the slope, i.e. rate of X and Y errors is smaller than the slope of Z errors, in agreement with the expected relation $T_2 < T_1$.

In addition to the slopes, we can see that the curves in Fig. 4(a) are shifted differently from the origin. We associate this shift with state-preparation and measurement (SPAM) errors that occur while preparing the cluster state and measuring the stabilizers. These errors occur with a probability that does not depend on the delay time and correspond to a vertical shift of the error curves. Let us denote this readout error as R_i for the i ’th qubit and assume that it has probability $p_i = p \ll 1$. As a result of this error, the pattern 00100 occurs either as a result of a Z_3 error or a R_3 error. In contrast, X and Y error patterns may be created and equivocally detected as a result of two or three R_i errors, respectively, which have a smaller probability, $p^3 \ll p^2 \ll p$. Thus Z errors occur more frequently due to SPAM errors, in agreement with the observed result. To support this error model, we consider a transformed cluster state with $X \leftrightarrow Z$, with stabilizers of the form XZX . This state can be prepared by simply applying an additional layer of

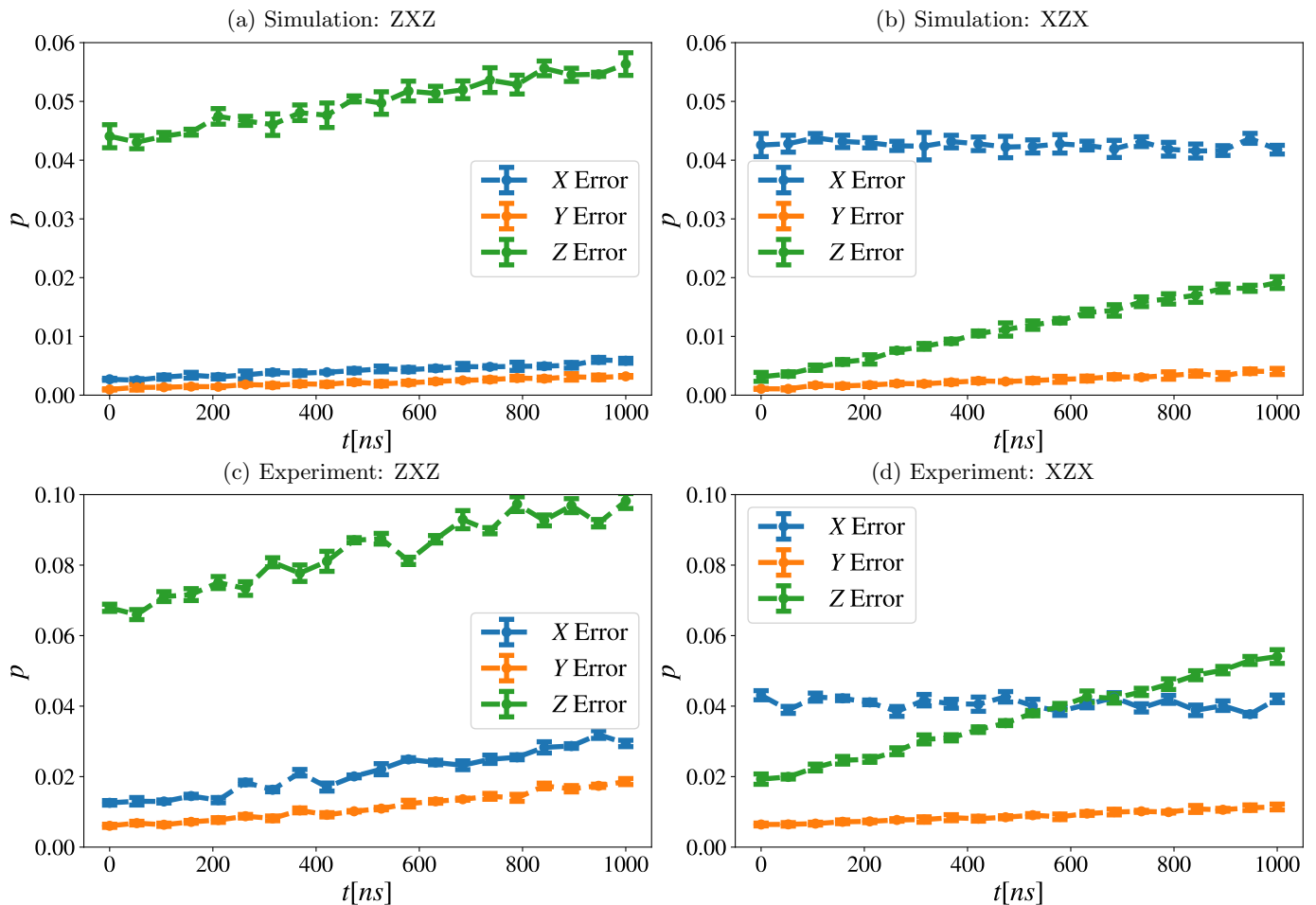


Figure 4. (a) Noisy simulator results of the error benchmarking protocol for the cluster state. The errors are calculated from the measurement results as a function of the delay t as in the main text. Each point is generated from 5 realizations of 20000 shots from which we extract the standard deviation. The slope quantifies the creation of errors by time where the shift from the origin is the result of the measurement errors. (b) The same for the cluster after $X \leftrightarrow Z$ transformation. During the state preparation (at zero delay) the errors of X and Z are inverted with respect to (a), while during the waiting time (i.e., the slopes) are the same. (c-d) Quantum computer results for the same circuits.

Hadamard gates before and after the delay. In this case, the error Z_3 has syndrome 01010, which can be mistakenly generated by two readout errors. On the other hand, the X_3 error has syndrome 00100 and can occur due to a single R_3 readout error. In Fig. 4(b) we present the results from the transformed protocol. We notice that the X error probability is now shifted by approximately the same amount as the Z error of Fig. 4(a), and vice-versa. In contrast, we find that the slopes of the errors in the original and transformed circuits are comparable. This finding confirms our hypothesis that the shift of the curves are associated with SPAM errors, while the slopes are due to processes that occur during the waiting time.

The corresponding results for the real IBM quantum computer *ibmq_manila* are shown in Figs. 4(c,d). The observed slopes are higher than in the simulator, indicating that qiskit simulators underestimate the noise in the hardware. For example, the simulator does not take into account the crosstalk between neighboring qubits

[63], which negatively affects the evolution of entangled states. From the slopes we estimate

$$T_1 \approx \left(\frac{dp_{X,Y}}{dt} \right)^{-1} \approx 100 \mu\text{sec}, \quad T_2 \approx \left(\frac{dp_Z}{dt} \right)^{-1} \approx 30 \mu\text{sec}. \quad (8)$$

We emphasize that while typically longitudinal (T_1) and transversal (T_2) error rates are measured using separate experiments, our quantum error detection approach based on m -uniform states involves a single experiment. Performing this error analysis in longer chains, may allow one to quickly find the qubits with the smallest error rates and improve the computational fidelity.

V. m -UNIFORM LOGICAL SPACES

The cluster state discussed so far does not encode a logical subspace. Is it possible to supplement its error

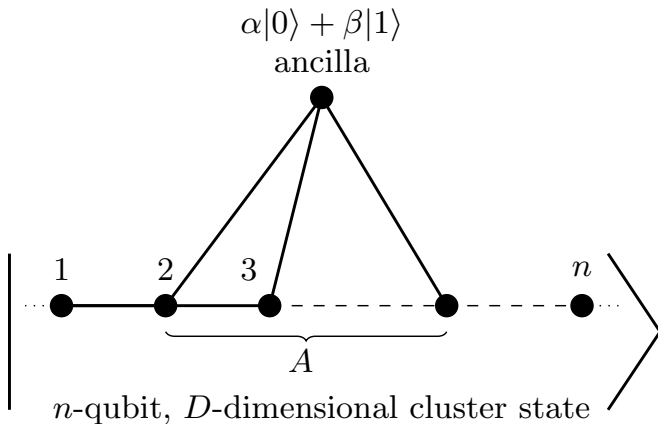


Figure 5. To encode information in the cluster state, an ancilla qubit is coupled to a subset of qubits, A . The bonds represent controlled-Z gates.

detection ability, with an encoded subspace? Here, we exemplify this possibility via a measurement based protocol [56, 64–66].

Consider one ancilla qubit prepared in the desired state $\alpha|0\rangle + \beta|1\rangle$, and a $2D$ -uniform state, i.e. the D -dimensional cluster state $|cs\rangle$ with n qubits. We couple the ancilla qubit to an arbitrary set of $|A|$ qubits of the cluster state via CZ gates, as shown in Fig. 5. By measuring the ancilla in the X basis and post-selecting the $X = +1$ outcome, one obtains the state

$$|\phi\rangle = \alpha|cs\rangle + \beta \prod_{i \in A} Z_i |cs\rangle, \quad (9)$$

(see Appendix C for a derivation). The state $|\phi\rangle$ encodes one logical qubit. As shown in Appendix D, the inequality

$$|A| > 2D(2D + 1) \quad (10)$$

is a sufficient condition for the encoding in Eq. (9) to be $2D$ -uniform. Thus, if the ancilla qubit is entangled with more than $2D(2D + 1)$ qubits of a $2D$ -uniform cluster state, then the resulting logical space is also $2D$ -uniform.

VI. SUMMARY

In this work we explored m -uniformity, a measure of multipartite entanglement, in cluster states. m -uniform states maximize the entanglement between any m qubits and their surroundings, and can be used for quantum error detection. In contrast to previous studies that focused on quantum states that maximize the uniformity, here we considered the uniformity of cluster states, which are ground states of local frustration free Hamiltonians and can be realized on quantum computers with local gates. Our key result is that D -dimensional cluster states are $2D$ uniform.

We focused on the applications of m -uniformity in benchmarking quantum errors. While the amount of uniformity can highly underestimate the support of *correctable* errors, here we emphasized the observation that the uniformity determines the support of *identifiable* errors distinguishing X, Y and Z errors. The D -dimensional cluster states allow to detect errors acting independently on D qubits. We demonstrated how the 1D cluster state can be used to benchmark errors on quantum device. This approach allowed us to clearly observe the dominance of one type of errors (Z) over the others (X and Y) on the specific machine explored in this work. Applications of the 2D cluster state to benchmark 2-qubit errors and their correlations are left for future study.

An interesting question that deserves further investigation is whether quantum error detection ability extends beyond the special cluster states considered here. A natural candidate for the extension of our work is offered by symmetry protected topological (SPT) states. These states include the cluster states as special cases and were shown to share common properties, for instance as universal resources of measurement-based quantum computations [67, 68]. To address the error correction capabilities of SPT states it may be useful to extend the concept of symmetry-resolved entanglement [42, 69–76] to the multi-partite regime.

ACKNOWLEDGMENTS

We acknowledge the use of IBM Quantum services for this work. The views expressed are those of the authors, and do not reflect the official policy or position of IBM or the IBM Quantum team. SS would like to acknowledge Manisha Goyal, ICTS-TIFR for feedback on some proofs and IISER Kolkata, India, for support in the form of a fellowship. SD would like to acknowledge the MATRICS grant (Grant No. MTR/2019/001 043) from the Science and Engineering Research Board (SERB) for funding. We gratefully acknowledge support from the European Research Council (ERC) under the European Unions Horizon 2020 research and innovation programme under grant agreement No. 951541, ARO (W911NF-20-1-0013) (ES) and the Israel Science Foundation, grant numbers 154/19 (EGDT and ES). We acknowledge enlightening discussions with Robert Raussendorf and Vito Scarola.

Appendix A

Proof of Proposition 1: We present a proof by contradiction. Consider subsystem A containing $|A| \leq 2D$ qubits. Let us assume that the subgroup \mathcal{S}_A is not the trivial group. That is, there exists at least one matrix $\sigma \neq I$ in \mathcal{S}_A . Since \mathcal{S}_A is a subgroup of \mathcal{S} , σ is the product of generators of \mathcal{S} ,

$$\sigma = s_{\mathbf{v}_1} s_{\mathbf{v}_2} \dots s_{\mathbf{v}_r}, \quad (A1)$$

where $r > 0$. The form of the stabilizer generators of the cluster state $s_{\mathbf{v}}$ is such that there is an X acting on a qubit at \mathbf{v} . These X 's cannot turn into the identity in the product in Eq. (A1), as the X 's for different generators act on different sites. Hence, the set A contains at least r non-identity Pauli operators.

From the set $\{\mathbf{v}_1, \mathbf{v}_2, \dots, \mathbf{v}_r\}$ there exists one \mathbf{v}_h that has the highest value of the first coordinate. $s_{\mathbf{v}_h}$ is a generator of \mathcal{S} with support on qubits in $\{\mathbf{v}_h, \mathbf{v}_h \pm \mathbf{e}_i\}$, that is, \mathbf{v}_h and its nearest neighbours. As we selected \mathbf{v}_h to have maximal first coordinate, the element σ must contain the Pauli operator $Z_{\mathbf{v}_h + \mathbf{e}_1}$ as no other stabilizers from the product can cancel it. Therefore $\mathbf{e}_h + \mathbf{e}_1$ should be contained in A as the support of σ is in A .

Similarly, from the set $\{\mathbf{v}_1, \mathbf{v}_2, \dots, \mathbf{v}_r\}$, there exists one generator \mathbf{v}_l whose first coordinate is the minimal one. Therefore, $\mathbf{v}_l - \mathbf{e}_1$ should also be contained in A .

In 1D we conclude that any non-identity σ in A must contain at least $r+2$ Pauli's. Continuing this argument to D dimensions, we conclude that $\text{supp}(\sigma) \geq r + 2D$. This contradicts our assumption that A consists of less than $2D + 1$ qubits. Therefore, if $|A| \leq 2D$ then $\mathcal{S}_A = \{I\}$. \square

Appendix B

In this appendix we prove for PBCs that the cluster state with at least 8 vertices in each dimension is $2D$ -uniform.

As in Eq. (A1), we consider a subsystem A consisting of $2D$ qubits or less, and want to show that no element of the stabilizer group \mathcal{S}_A , other than the identity, fits into it. This follows from claim 1 below.

First, let us define the “distance” on the lattice.

Definition 1. *The Hamming distance between two vertices \mathbf{v} and \mathbf{w} , denoted by $|\mathbf{v} - \mathbf{w}|$, is the number of edges in the shortest path on the graph from \mathbf{v} to \mathbf{w} .*

Equivalently, the Hamming distance between two vertices \mathbf{v} and \mathbf{w} is equal to the minimum number of basis vectors (\mathbf{e}_i) that needs to be added/subtracted to \mathbf{v} to result in \mathbf{w} .

Claim 1. *Let \mathcal{S}_A be the stabilizers of the D -dimensional cluster state within subsystem A such that $|A| \leq 2D$. If $s_{\mathbf{v}_1} s_{\mathbf{v}_2} s_{\mathbf{v}_3} \dots s_{\mathbf{v}_r} \neq I \in \mathcal{S}_A$, then $|\mathbf{v}_i - \mathbf{v}_j| \leq 4$ for all $\mathbf{v}_i, \mathbf{v}_j \in \{\mathbf{v}_1, \mathbf{v}_2, \dots, \mathbf{v}_r\}$.*

Before proving claim 1 by introducing two lemmas, let us draw our main conclusion from it. Consider a specific vertex $\mathbf{v}_i \in \{\mathbf{v}_1, \mathbf{v}_2, \dots, \mathbf{v}_r\}$. From claim 1, all other vertices lie within a “sphere” of radius r , and hence, all of the Pauli operators involved in $s_{\mathbf{v}_1} s_{\mathbf{v}_2} s_{\mathbf{v}_3} \dots s_{\mathbf{v}_r}$ are localized within a sphere of radius $r + 1$. Let us use Jung's theorem [77, 78], which relates the diameter of a set to the radius of its bounding sphere, to bound the radius r .

Jung's theorem states that $r \leq 4\sqrt{\frac{D}{2(D+1)}} < \sqrt{8}$. Hence, there is a sphere that encloses all the \mathbf{v}_i 's with diameter $2r < 2\sqrt{8} < 6$, which implies that we have at most 6 vertices in each axis in the sphere. To the sphere diameter we add 2 to cover nearest neighbors, which we notate $d^* = 2(\sqrt{8} + 1) < 8$, as each stabilizer generator has interaction with only its nearest neighbors. Since the system length 8 is greater than d^* , we can apply the proof by contradiction of the infinite lattice case in Appendix A, since the definition of the “highest” or “lowest” value of the D coordinates exists within the sphere.

To prove claim 1, we discuss properties of the stabilizer generators for the D -dimensional cluster state. The stabilizer generators $s_{\mathbf{v}}$ of the cluster state have support over $2D + 1$ vertices

$$\{\mathbf{v}, \mathbf{v} \pm \mathbf{e}_i\}, \quad (\text{B1})$$

where $\{\mathbf{v} \pm \mathbf{e}_i\}$ is the neighbourhood of \mathbf{v} . The product of stabilizer generators $s_{\mathbf{v}}$ and $s_{\mathbf{w}}$ does not have support over the intersection of their neighbourhoods due to cancellations of Z 's. We show below how two stabilizer generators can, at most, intersect at two qubits.

Lemma 1. *The neighborhoods of two stabilizer generators $s_{\mathbf{v}}$ and $s_{\mathbf{w}}$ overlap at most in two vertices for lattices with PBC where all axes are of length ≥ 5 .*

Proof: Eq. (B1) implies that $s_{\mathbf{v}}$ has support in a ball of radius 1 around \mathbf{v} . Therefore, $s_{\mathbf{v}}$ and $s_{\mathbf{w}}$ intersect only if $|\mathbf{v} - \mathbf{w}| \leq 2$. Let us check the intersection case by case.

- $|\mathbf{v} - \mathbf{w}| = 1$: Then there exists an \mathbf{e}_k , such that

$$\mathbf{v} + \mathbf{e}_k = \mathbf{w}. \quad (\text{B2})$$

The distance between neighbourhood points of \mathbf{v} and \mathbf{w} is

$$|\mathbf{v} \pm \mathbf{e}_i - \mathbf{w} \mp \mathbf{e}_j| = |\mathbf{e}_i \mp \mathbf{e}_j - \mathbf{e}_k| \geq 1. \quad (\text{B3})$$

This implies that three neighbourhoods of \mathbf{v} and \mathbf{w} are disjoint.

- $|\mathbf{v} - \mathbf{w}| = 2$: Then

$$\mathbf{v} + \mathbf{e}_{k_1} + \mathbf{e}_{k_2} = \mathbf{w}, \quad (\text{B4})$$

for some indices k_1, k_2 . Let us check the intersection case by case.

- $k_1 = k_2$:

$$\mathbf{v} + 2\mathbf{e}_{k_1} = \mathbf{w} \implies \mathbf{v} + \mathbf{e}_{k_1} = \mathbf{w} - \mathbf{e}_{k_1}. \quad (\text{B5})$$

The neighbourhoods intersect at one point $\mathbf{v} + \mathbf{e}_{k_1}$ only.

- $k_1 \neq k_2$:

$$\mathbf{v} + \mathbf{e}_{k_1} + \mathbf{e}_{k_2} = \mathbf{w} \quad (\text{B6})$$

$$\implies \mathbf{v} + \mathbf{e}_{\mathbf{k}_1} = \mathbf{w} - \mathbf{e}_{\mathbf{k}_2} \quad (\text{B7})$$

and additionally

$$\implies \mathbf{v} + \mathbf{e}_{\mathbf{k}_2} = \mathbf{w} - \mathbf{e}_{\mathbf{k}_1}. \quad (\text{B8})$$

Therefore, the neighbourhoods intersect at two points: $\mathbf{v} + \mathbf{e}_{\mathbf{k}_1}$ and $\mathbf{v} + \mathbf{e}_{\mathbf{k}_2}$. \square

The fact that the neighbourhoods of two stabilizer generators intersect at most at two vertices implies the following lemma

Lemma 2. *Let $\sigma = s_{\mathbf{v}_1} s_{\mathbf{v}_2} \dots s_{\mathbf{v}_r} \in \mathcal{S}_A$. Then, for any $s_{\mathbf{v}_i}$ there is a set of $D + 1$ points in A that are localized around \mathbf{v}_i with at most 2 distance.*

Proof: Let us write $\sigma = s_{\mathbf{v}_1} s_{\mathbf{v}_2} \dots s_{\mathbf{v}_r} \in \mathcal{S}_A$. Consider $s_{\mathbf{v}_k} \in \{s_{\mathbf{v}_1}, s_{\mathbf{v}_2}, s_{\mathbf{v}_3}, \dots, s_{\mathbf{v}_r}\}$. $s_{\mathbf{v}_k}$ has support over $2D$ neighbouring qubits of \mathbf{v}_k , which we notate $\mathcal{N}(\mathbf{v}_k)$. As of Lemma 1, any other stabilizer generator in $\{s_{\mathbf{v}_1}, s_{\mathbf{v}_2}, s_{\mathbf{v}_3}, \dots, s_{\mathbf{v}_r}\} / \{s_{\mathbf{v}_k}\}$ intersects at most with two vertices in $\mathcal{N}(\mathbf{v}_k)$. Then, for $v_j \in \mathcal{N}(\mathbf{v}_k)$, either $v_j \in A$ or it is in the intersection of $s_{\mathbf{v}_k}$ and another stabilizer generator. As each intersection contains at most 2 points in $\mathcal{N}(\mathbf{v}_k)$, the minimal number of points $\mathbf{w} \in A$ that are localized within distance 2 around \mathbf{v}_k such that $|\mathbf{w} - \mathbf{v}_k| \leq 2$ is $D + 1$ (including \mathbf{v}_k itself).

Proof of Claim 1: Consider a D -dimensional cluster Hamiltonian with PBC and a subsystem A . Let us prove claim 1 by contradiction. Assume that $s_{\mathbf{v}_1} s_{\mathbf{v}_2} s_{\mathbf{v}_3} \dots s_{\mathbf{v}_r} \neq I \in \mathcal{S}_A$ and $|A| \leq 2D$. For any $s_{\mathbf{v}_i}$ in $\{s_{\mathbf{v}_1}, s_{\mathbf{v}_2}, s_{\mathbf{v}_3}, \dots, s_{\mathbf{v}_r}\}$ we get at least D vertices in A that are at most 2-distance away from \mathbf{v}_i as of Lemma 2. Choosing \mathbf{v}_i and \mathbf{v}_j such that $|\mathbf{v}_i - \mathbf{v}_j| > 4$, then the D extra points from \mathbf{v}_i and \mathbf{v}_j cannot overlap and hence the total number of points in A becomes greater than $2D$. \square

Appendix C

In this appendix we derive Eq. (9). Connecting the i -th qubit of the cluster state $|cs\rangle$ with the ancilla $(n + 1)$ qubit yields

$$\text{CZ}_{i,n+1}|cs\rangle(\alpha|0\rangle + \beta|1\rangle), \quad (\text{C1})$$

where $\text{CZ}_{i,n+1} = (1/2)(I + Z_i + Z_{n+1} - Z_i Z_{n+1})$ is the controlled-Z gate acting on the i -th and $n + 1$ -th qubits.

Therefore the expression in Eq. (C1) can be expanded as

$$\begin{aligned} & \frac{1}{2}(I + Z_i + Z_{n+1} - Z_i Z_{n+1})(\alpha|cs\rangle|0\rangle + \beta|cs\rangle|1\rangle) \\ & = \alpha|cs\rangle|0\rangle + \beta Z_i|cs\rangle|1\rangle \\ & = \frac{1}{\sqrt{2}} \left((\alpha|cs\rangle + \beta Z_i|cs\rangle)|+\rangle + (\alpha|cs\rangle - \beta Z_i|cs\rangle)|-\rangle \right). \end{aligned} \quad (\text{C2})$$

Measuring the $n + 1$ -th qubit in the X basis and post selecting the $X = +1$ eigenvector yields the encoded state

$$\alpha|cs\rangle + \beta Z_i|cs\rangle. \quad (\text{C3})$$

This procedure can be generalized to the case where the ancilla qubit is connected to an arbitrary set A of qubits, leading to Eq. (9).

Appendix D

In this appendix we derive a lower bound for the number of qubits A of the cluster state that the central qubit needs to be entangled with in order for the resulting logical space to retain the $2D$ -uniformity of the cluster state.

We first denote the encoded state in Eq. (9) as

$$|\phi\rangle = \alpha|cs\rangle + \beta \mathcal{Z}_A|cs\rangle \quad (\text{D1})$$

where, $\mathcal{Z}_A = \prod_{i \in A} Z_i$. Now, $|\phi\rangle$ is m -uniform iff $\langle \phi | \hat{O}(m) | \phi \rangle = 0$ for $\hat{O}(m)$ being a string of up to m Pauli matrices acting non-trivially in A . We will show that $m = 2D$.

This leads to the requirement

$$\begin{aligned} 0 = \langle \phi | \hat{O}(m) | \phi \rangle & = |\alpha|^2 \langle cs | \hat{O}(m) | cs \rangle + \alpha^* \beta \langle cs | \hat{O}(m) \mathcal{Z}_A | cs \rangle \\ & + \alpha \beta^* \langle cs | \mathcal{Z}_A \hat{O}(m) | cs \rangle + |\beta|^2 \langle cs | \mathcal{Z}_A \hat{O}(m) \mathcal{Z}_A | cs \rangle. \end{aligned} \quad (\text{D2})$$

Since $|cs\rangle$ is $2D$ -uniform and the operator $\mathcal{Z}_A \hat{O}(m) \mathcal{Z}_A$ acts at most on m qubits, the first and fourth terms of the right hand side of Eq. (D2) vanish for $m = 2D$.

We assume that $|A| > m$. The second term, $\langle cs | \hat{O}(m) \mathcal{Z}_A | cs \rangle = 0$ if $\hat{O}(m) \mathcal{Z}_A$ is not contained in the generalized Bloch expansion [79] of $|cs\rangle$. Since $|cs\rangle$ is a stabilizer state, all of its Bloch expansion terms are generated by the stabilizers $\{s_{\mathbf{v}}\}$. Now, $\hat{O}(m)$ contains a maximum of m - X 's and/or Y 's. Therefore $\hat{O}(m) \mathcal{Z}_A$ is a product of at most m stabilizer generators s_i 's. Since each stabilizer generator contributes $2D$ Z 's, the product of m such stabilizer generators is an operator with Z 's acting on a maximum of $2Dm$ qubits. Also, $\hat{O}(m) \mathcal{Z}_A$ contains a minimum of $|A| - m$ Z 's. Therefore, a sufficient condition for $\hat{O}(m) \mathcal{Z}_A$ to be excluded from the Bloch expansion of $|\phi\rangle$ is for the maximum number of qubits that can be acted upon by Z 's coming from the stabilizer generators to be lesser than the minimum number of Z 's possible in $\hat{O}(m) \mathcal{Z}_A$. This yields

$$2Dm < |A| - m \implies m(2D + 1) < |A|. \quad (\text{D3})$$

Substituting $m = 2D$ we obtain the anticipated condition

$$2D(2D + 1) < |A|. \quad (\text{D4})$$

The same argument applies for the third term in Eq. D2. In 1D, this lower bound gives $|A| \geq 7$.

- [1] J. J. Sakurai and J. Napolitano, *Modern Quantum Mechanics*, 2nd ed. (Cambridge University Press, 2017).
- [2] M. A. Nielsen and I. L. Chuang, *Quantum Computation and Quantum Information: 10th Anniversary Edition* (Cambridge University Press, 2010).
- [3] A. Einstein, B. Podolsky, and N. Rosen, Can quantum-mechanical description of physical reality be considered complete?, *Phys. Rev.* **47**, 777 (1935).
- [4] V. Vedral, Quantifying entanglement in macroscopic systems, *Nature* **453**, 1004 (2008).
- [5] I. Bengtsson and K. Życzkowski, *Geometry of Quantum States: An Introduction to Quantum Entanglement* (Cambridge University Press, 2006).
- [6] R. Horodecki, Informationally coherent quantum systems, *Physics Letters A* **187**, 145 (1994).
- [7] D. A. Meyer and N. R. Wallach, Global entanglement in multiparticle systems, *Journal of Mathematical Physics* **43**, 4273 (2002).
- [8] I. Bengtsson and K. Życzkowski, *A brief introduction to multipartite entanglement* (2016).
- [9] R. Horodecki, P. Horodecki, M. Horodecki, and K. Horodecki, Quantum entanglement, *Reviews of Modern Physics* **81**, 865 (2009).
- [10] M. Enriquez, I. Wintrowicz, and K. Życzkowski, Maximally entangled multipartite states: A brief survey, *Journal of Physics: Conference Series* **698**, 012003 (2016).
- [11] M. Hein, J. Eisert, and H. J. Briegel, Multiparty entanglement in graph states, *Phys. Rev. A* **69**, 062311 (2004).
- [12] J. Eisert and H. J. Briegel, Schmidt measure as a tool for quantifying multipartite entanglement, *Phys. Rev. A* **64**, 022306 (2001).
- [13] D. Markham, A. Miyake, and S. Virmani, Entanglement and local information access for graph states, *New Journal of Physics* **9**, 194 (2007).
- [14] L. Schatzki, G. Liu, M. Cerezo, and E. Chitambar, A hierarchy of multipartite correlations based on concentratable entanglement, arXiv preprint arXiv:2209.07607 (2022).
- [15] D. N. Page, Average entropy of a subsystem, *Physical review letters* **71**, 1291 (1993).
- [16] A. R. Calderbank, E. M. Rains, P. Shor, and N. J. Sloane, Quantum error correction via codes over $GF(4)$, *IEEE Transactions on Information Theory* **44**, 1369 (1998).
- [17] A. J. Scott, Multipartite entanglement, quantum-error-correcting codes, and entangling power of quantum evolutions, *Phys. Rev. A* **69**, 052330 (2004).
- [18] P. Facchi, G. Florio, G. Parisi, and S. Pascazio, Maximally multipartite entangled states, *Physical Review A* **77**, 10.1103/physreva.77.060304 (2008).
- [19] L. Arnaud and N. J. Cerf, Exploring pure quantum states with maximally mixed reductions, *Phys. Rev. A* **87**, 012319 (2013).
- [20] F. Shi, Y. Shen, L. Chen, and X. Zhang, *Constructions of k -uniform states from mixed orthogonal arrays* (2020).
- [21] D. Goyeneche and K. Życzkowski, Genuinely multipartite entangled states and orthogonal arrays, *Phys. Rev. A* **90**, 022316 (2014).
- [22] F. Shi, M.-S. Li, L. Chen, and X. Zhang, k -uniform quantum information masking, *Phys. Rev. A* **104**, 032601 (2021).
- [23] Z. Raissi, A. Teixidó, C. Gogolin, and A. Acín, Constructions of k -uniform and absolutely maximally entangled states beyond maximum distance codes, *Phys. Rev. Research* **2**, 033411 (2020).
- [24] C. Ruiz-Gonzalez, S. Arlt, J. Petermann, S. Sayyad, T. Jaouni, E. Karimi, N. Tischler, X. Gu, and M. Krenn, Digital discovery of 100 diverse quantum experiments with pytheus (2022), arXiv:2210.09980 [quant-ph].
- [25] F. Huber and M. Grassl, Quantum codes of maximal distance and highly entangled subspaces, *Quantum* **4**, 284 (2020).
- [26] A. Kitaev, Fault-tolerant quantum computation by anyons, *Annals of Physics* **303**, 2 (2003).
- [27] S.-Q. Pang, X. Zhang, X. Lin, and Q.-J. Zhang, Two and three-uniform states from irredundant orthogonal arrays, *npj Quantum Information* **5**, 1 (2019).
- [28] S. Pang, X. Zhang, S.-M. Fei, and Z.-J. Zheng, Quantum k -uniform states for heterogeneous systems from irredundant mixed orthogonal arrays, *Quantum Information Processing* **20**, 10.1007/s11128-021-03040-0 (2021).
- [29] A. Borrás, A. Plastino, J. Batle, C. Zander, M. Casas, and A. Plastino, Multiqubit systems: highly entangled states and entanglement distribution, *Journal of Physics A: Mathematical and Theoretical* **40**, 13407 (2007).
- [30] W. Helwig, Absolutely maximally entangled qudit graph states (2013), arXiv:1306.2879 [quant-ph].
- [31] Z. Raissi, A. Burchardt, and E. Barnes, General stabilizer approach for constructing highly entangled graph states, *Physical Review A* **106**, 062424 (2022).
- [32] S. Sudevan and S. Das, *n -qubit states with maximum entanglement across all bipartitions: A graph state approach* (2022).
- [33] Z. Raissi, C. Gogolin, A. Riera, and A. Acín, Optimal quantum error correcting codes from absolutely maximally entangled states, *Journal of Physics A: Mathematical and Theoretical* **51**, 075301 (2018).
- [34] Y. Zang, P. Facchi, and Z. Tian, Quantum combinatorial designs and k -uniform states, *Journal of Physics A: Mathematical and Theoretical* **54**, 505204 (2021).
- [35] Z. Raissi, Modifying method of constructing quantum codes from highly entangled states, *IEEE Access* **8**, 222439 (2020).
- [36] W. Helwig, W. Cui, J. I. Latorre, A. Riera, and H.-K. Lo, Absolute maximal entanglement and quantum secret sharing, *Physical Review A* **86**, 052335 (2012).
- [37] F. Huber, O. Gühne, and J. Siewert, Absolutely maximally entangled states of seven qubits do not exist, *Phys. Rev. Lett.* **118**, 200502 (2017).
- [38] F. Huber, C. Eltschka, J. Siewert, and O. Gühne, Bounds on absolutely maximally entangled states from shadow inequalities, and the quantum macwilliams identity, *Journal of Physics A: Mathematical and Theoretical* **51**, 175301 (2018).
- [39] E. Rains, Quantum shadow enumerators, *IEEE Transactions on Information Theory* **45**, 2361 (1999).
- [40] H. J. Briegel and R. Raussendorf, Persistent entanglement in arrays of interacting particles, *Phys. Rev. Lett.* **86**, 910 (2001).
- [41] K. Choo, C. W. Von Keyserlingk, N. Regnault, and T. Neupert, Measurement of the entanglement spectrum of a symmetry-protected topological state using the ibm quantum computer, *Physical review letters* **121**, 086808

- (2018).
- [42] D. Azses, R. Haenel, Y. Naveh, R. Raussendorf, E. Sela, and E. G. Dalla Torre, Identification of symmetry-protected topological states on noisy quantum computers, *Physical Review Letters* **125**, 120502 (2020).
- [43] A. Smith, B. Jobst, A. G. Green, and F. Pollmann, Crossing a topological phase transition with a quantum computer, *Physical Review Research* **4**, L022020 (2022).
- [44] P. Smacchia, L. Amico, P. Facchi, R. Fazio, G. Florio, S. Pascazio, and V. Vedral, Statistical mechanics of the cluster ising model, *Phys. Rev. A* **84**, 022304 (2011).
- [45] W. Son, L. Amico, R. Fazio, A. Hamma, S. Pascazio, and V. Vedral, Quantum phase transition between cluster and antiferromagnetic states, *EPL (Europhysics Letters)* **95**, 50001 (2011).
- [46] H. J. Briegel, D. E. Browne, W. Dür, R. Raussendorf, and M. V. den Nest, Measurement-based quantum computation, *Nature Physics* **5**, 19 (2009).
- [47] R. Raussendorf, C. Okay, D.-S. Wang, D. T. Stephen, and H. P. Nautrup, Computationally universal phase of quantum matter, *Phys. Rev. Lett.* **122**, 090501 (2019).
- [48] M. A. Nielsen, Cluster-state quantum computation, *Reports on Mathematical Physics* **57**, 147 (2006).
- [49] W.-R. Lee, Z. Qin, R. Raussendorf, E. Sela, and V. Scarola, Measurement-based time evolution for quantum simulation of fermionic systems, *Physical Review Research* **4**, L032013 (2022).
- [50] J. Preskill, Quantum Computing in the NISQ era and beyond, *Quantum* **2**, 79 (2018).
- [51] Z.-X. Guo, X.-J. Yu, X.-D. Hu, and Z. Li, Emergent phase transitions in a cluster ising model with dissipation, *Phys. Rev. A* **105**, 053311 (2022).
- [52] C. Ding, Phase transitions of a cluster ising model, *Phys. Rev. E* **100**, 042131 (2019).
- [53] W. Nie, F. Mei, L. Amico, and L. C. Kwek, Scaling of geometric phase versus band structure in cluster-ising models, *Phys. Rev. E* **96**, 020106 (2017).
- [54] S. M. Giampaolo and B. C. Hiesmayr, Topological and nematic ordered phases in many-body cluster-ising models, *Phys. Rev. A* **92**, 012306 (2015).
- [55] S. M. Giampaolo and B. C. Hiesmayr, Genuine multipartite entanglement in the cluster-ising model, *New Journal of Physics* **16**, 093033 (2014).
- [56] M. Hein, W. Dür, J. Eisert, R. Raussendorf, M. V. d. Nest, and H. J. Briegel, *Entanglement in graph states and its applications* (2006).
- [57] O. Sattath, S. C. Morampudi, C. R. Laumann, and R. Moessner, When a local hamiltonian must be frustration-free, *Proceedings of the National Academy of Sciences* **113**, 6433 (2016), <https://www.pnas.org/doi/pdf/10.1073/pnas.1519833113>.
- [58] D. Gottesman, *Stabilizer codes and quantum error correction* (1997).
- [59] B. Zeng, X. Chen, D.-L. Zhou, and X.-G. Wen, *Quantum information meets quantum matter – from quantum entanglement to topological phase in many-body systems* (2015).
- [60] A. Rajak, E. G. Dalla Torre, *et al.*, Complete characterization of spin chains with two ising symmetries, *EPL (Europhysics Letters)* **125**, 10008 (2019).
- [61] B. Criger and B. Terhal, Noise thresholds for the $[[4, 2, 2]]$ -concatenated toric code, arXiv preprint arXiv:1604.04062 (2016).
- [62] C. K. Andersen, A. Remm, S. Lazar, S. Krinner, N. Lacroix, G. J. Norris, M. Gabureac, C. Eichler, and A. Wallraff, Repeated quantum error detection in a surface code, *Nature Physics* **16**, 875 (2020).
- [63] H. Abraham and et al., *Qiskit: An open-source framework for quantum computing* (2021).
- [64] D. Schlingemann and R. F. Werner, Quantum error-correcting codes associated with graphs, *Phys. Rev. A* **65**, 012308 (2001).
- [65] D. Schlingemann, *Stabilizer codes can be realized as graph codes* (2001).
- [66] M. Grassl, A. Klappenecker, and M. Rotteler, Graphs, quadratic forms, and quantum codes, in *Proceedings IEEE International Symposium on Information Theory, (IEEE)*.
- [67] D. V. Else, I. Schwarz, S. D. Bartlett, and A. C. Doherty, Symmetry-protected phases for measurement-based quantum computation, *Physical review letters* **108**, 240505 (2012).
- [68] D. T. Stephen, D.-S. Wang, A. Prakash, T.-C. Wei, and R. Raussendorf, Computational power of symmetry-protected topological phases, *Physical review letters* **119**, 010504 (2017).
- [69] F. Pollmann, A. M. Turner, E. Berg, and M. Oshikawa, Entanglement spectrum of a topological phase in one dimension, *Physical review b* **81**, 064439 (2010).
- [70] D. Azses and E. Sela, Symmetry-resolved entanglement in symmetry-protected topological phases, *Physical Review B* **102**, 235157 (2020).
- [71] E. Cornfeld, L. A. Landau, K. Shtengel, and E. Sela, Entanglement spectroscopy of non-abelian anyons: Reading off quantum dimensions of individual anyons, *Physical Review B* **99**, 115429 (2019).
- [72] D. Azses, E. G. Dalla Torre, and E. Sela, Observing floquet topological order by symmetry resolution, *Physical Review B* **104**, L220301 (2021).
- [73] S. Fraenkel and M. Goldstein, Symmetry resolved entanglement: exact results in 1d and beyond, *Journal of Statistical Mechanics: Theory and Experiment* **2020**, 033106 (2020).
- [74] D. Azses, D. F. Mross, and E. Sela, Symmetry-resolved entanglement of two-dimensional symmetry-protected topological states, *Phys. Rev. B* **107**, 115113 (2023).
- [75] F. Ares, S. Murciano, and P. Calabrese, Symmetry-resolved entanglement in a long-range free-fermion chain, *Journal of Statistical Mechanics: Theory and Experiment* **2022**, 063104 (2022).
- [76] K. Monkman and J. Sirker, Symmetry-resolved entanglement of c 2-symmetric topological insulators, *Physical Review B* **107**, 125108 (2023).
- [77] H. Jung, Ueber die kleinste kugel, die eine räumliche figur einschliesst., *Journal für die reine und angewandte Mathematik* **123**, 241 (1901).
- [78] B. Dekster, An extension of jung's theorem, *Israel Journal of Mathematics* **50**, 169 (1985).
- [79] The generalized Bloch expansion of a pure n qubit state $|\psi\rangle$ is the expansion of $|\psi\rangle\langle\psi|$ in the basis of tensor products of Pauli matrices.