

# Impact of solvent on state-to-state population transport in multistate systems using coherences

Amartya Bose<sup>1, a)</sup> and Peter L. Walters<sup>2, b)</sup>

<sup>1)</sup>*Department of Chemical Sciences, Tata Institute of Fundamental Research, Mumbai 400005, India*

<sup>2)</sup>*Department of Chemistry and Biochemistry, George Mason University, Fairfax, Virginia 22030, USA<sup>c)</sup>*

Understanding the pathways taken by a quantum particle during a transport process is an enormous challenge. There are broadly two different aspects of the problem that affect the route taken. First is obviously the couplings between the various sites, which translates into the intrinsic “strength” of a state-to-state channel. Apart from the inter-state couplings, the solvents affecting the energies of the state, and their relative coupling strengths and time-scales form the second factor. This impact of dissipative media is significantly more difficult to analyze. Building on recently derived relations between coherences and population derivatives, we present an analysis of the transport that allows us to account for both the effects in a rigorous manner. We demonstrate the richness hidden behind the transport even for a relatively simple system, a 4-site coarse-grained model of the Fenna-Matthews-Olson complex. The effect of the local dissipative media is highly non-trivial. We show that while the impact on the total site population may be small, there are dramatic changes to the pathway taken by the transport process. The ability to untangle the dynamics at a greater granularity opens up possibilities in terms of design of novel systems with an eye towards quantum control.

## I. INTRODUCTION

Simulating complex chemical reactions in the condensed phase has been the holy grail of computational and theoretical chemistry. This already difficult task becomes even more arduous when the reaction involves the purely quantum mechanism of tunneling. However, this is ubiquitous in various processes like exciton transport in photosynthetic complexes, electron transfer, etc. In addition, many exciton and electron transfer processes happen in extended systems where there can be multiple pathways for the quantum “particle” to follow. A thorough understanding of the contribution of these various pathways is necessary to facilitate a more clear picture of the dynamics.

The simulation of the basic dynamics of quantum particles in a condensed phase is quite challenging in and of itself. Approximations like Redfield and Förster,<sup>1</sup> though often used, are not universally applicable, especially in the strongly coupled regime. For numerically exact simulations of dynamics of extended systems, approaches based on tensor-networks have been gaining a lot of popularity. Most notable among them are density matrix renormalization group (DMRG)<sup>2–4</sup> and its time-dependent variant.<sup>5</sup> The family of multiconfiguration time-dependent Hartree (MCTDH)<sup>6,7</sup> can also be thought of as being based on tree tensor networks. However, the approaches often fail to account for the effects of (a possible continuum of) translational and vibrational degrees of freedom contributed by the solvent.

Methods based on simulating the reduced density matrix provide a lucrative alternative to the above-mentioned methods for simulating these systems. Of these, the quasi-adiabatic propagator path integral (QuAPI)<sup>8,9</sup> and hierarchical equations of motion (HEOM)<sup>10–12</sup> are the most widely used. The development of small matrix decomposition<sup>13,14</sup> of QuAPI has made it especially viable for simulating large systems. Additionally, tensor networks have also been shown to be exceptionally useful in increasing the efficiency of path integral methods.<sup>15–18</sup> These tensor network-based ideas have very recently been successfully extended to a multisite framework capable of simulating the quantum dynamics of extended systems coupled with local dissipative media.<sup>19–21</sup>

Studies of population dynamics conducted with these methods, while very rich in information, are unable to provide a clear and unambiguous insight into the mechanism of the transport. Consider an extended system with a non-trivial topology allowing for long-ranged couplings between sites, and assume we are interested in the transport of an exciton. For a given initial location of the exciton, one would traditionally focus on the time-dependent population of the exciton on each of the sites. We would have no further information on the route or “pathway” that the exciton took to get to a particular site. Such information, however, is crucial to optimization of materials for guided quantum transport. An extremely naïve approach to analyzing the pathways would be to track the route of the strongest couplings in the system Hamiltonian that leads from the “source” to the “sink.” Such an approach would obviously miss out on the effects of the dissipative media. A different approach has been recently used to understand these pathways under a Lindbladian model Hamiltonian by evaluating the transport of the base system vis-à-vis a system with

<sup>a)</sup>Electronic mail: amartya.bose@tifr.res.in

<sup>b)</sup>Electronic mail: peter.l.walters2@gmail.com

<sup>c)</sup>Both authors contributed equally to this work.

a particular chromophore dropped.<sup>22</sup> The idea is that dropping a chromophore that is a part of the primary pathways would lead to a large decrease of transport efficiency. Alternatively, Wu *et al.*<sup>23</sup> have used flux networks constructed on integrated flux between sites and the flux balance method<sup>24</sup> to analyze the pathways in the Fenna-Matthews-Olson complex (FMO).

Recently, Dani and Makri<sup>25</sup> have shown that the instantaneous rate of change of the site population is related to the off-diagonal terms of the reduced density matrix (also called the “coherences”) and rigorously derived the rate constants specific to the various state-to-state channels. While rates and kinetic models can often offer deep insights,<sup>23,24,26</sup> in many ultrafast chemical systems, the short-time dynamics, often called the transients, may be very important. Rate theory generally fails for such processes and ones with more than one primary time-scale. In these cases, it becomes crucial to shift our attention from rates to the population transfer. “Coherence maps” are visual representations of the time evolution of the off-diagonal terms of the reduced density matrix and have recently been shown to capture important features of the structure of the Hamiltonian.<sup>27</sup> Building on these insights, we show how one can efficiently leverage the information in the off-diagonal terms to understand the effect of dissipative media in modulating the direct transport between sites as a function of time.

The paper is organized as follows. The analysis performed in this paper and its connections with the previous works is outlined in Sec. II. Thereafter, we explore the excitation dynamics in a coarse-grained four-site model of the Fenna-Matthews-Olson complex (FMO) with a focus on how this information can be used in a directed manner to gain detailed insights into the same. Finally, some concluding remarks and future outlook are presented in Sec. IV.

## II. IMPORTANCE OF COHERENCES IN DIRECT UNMEDIATED POPULATION TRANSPORT

Consider a system with  $N$  sites or states coupled with arbitrary harmonic baths. These baths may or may not be site-local. The Hamiltonian of such a problem is generally of the form:

$$\hat{H} = \hat{H}_0 + \hat{H}_{\text{SB}} \quad (1)$$

where  $\hat{H}_0$  is the Hamiltonian corresponding to the system and  $\hat{H}_{\text{SB}}$  is the Hamiltonian corresponding to the system-bath coupling. (It is assumed that the system is represented in a basis that diagonalizes  $\hat{H}_{\text{SB}}$ .) Under Gaussian response, the harmonic baths are often obtained from a simulation of the bath response function.<sup>28,29</sup> Usually one simulates the time-dependent population of each of the states. Here, we define the *direct* “state-to-state” population transfer from state  $k$  to state  $j$  as the population transfer between them without any intermediate state,

also denoted by  $P_{j \leftarrow k}$ . The objective is to be able to simulate  $P_{j \leftarrow k}$  as a function of time. Given that a “pathway” or “route” of transport is nothing but a sequence of these state-to-state population transfers, it should be possible to assemble a picture of the important pathways using them as the building blocks.

If  $P_j = \text{Tr}(\tilde{\rho}(t)|j\rangle\langle j|)$ , is the population of the  $j$ th site, it is trivial to show that the time derivative of this population can be expressed as:<sup>25</sup>

$$\frac{dP_j}{dt} = \text{Tr} \left[ \tilde{\rho}(t) \hat{F}_j \right], \quad (2)$$

$$\text{where } \hat{F}_j = \frac{i}{\hbar} \left[ \hat{H}_0, |j\rangle\langle j| \right]. \quad (3)$$

This commutator,  $\hat{F}_j$ , is exactly the same flux operator that is used for rate theory.<sup>30,31</sup> Though generally rate theory is formulated in terms of the equilibrium correlation functions, it has been shown that the rate for a two-state problem can be obtained as a “plateau” value of the time-dependent non-equilibrium flux, Eq. 2 and 3, as well.<sup>32</sup> However, here we are not interested in a rate perspective. We rather want to understand the full time dynamics with additional information about the channel-dependent contributions. Following Dani and Makri<sup>25</sup>, we expand Eq. 2 to get

$$\frac{dP_j}{dt} = \frac{i}{\hbar} \sum_k \langle j|\tilde{\rho}(t)|k\rangle \langle k|\hat{H}_0|j\rangle - \langle j|\hat{H}_0|k\rangle \langle k|\tilde{\rho}(t)|j\rangle. \quad (4)$$

For a real symmetric time-independent system Hamiltonian,

$$\frac{dP_j}{dt} = -\frac{2}{\hbar} \sum_k \langle j|\hat{H}_0|k\rangle \text{Im} \langle j|\tilde{\rho}(t)|k\rangle, \quad (5)$$

Equations 4 and 5 can be interpreted in terms of the rates along the different state-to-state channels.<sup>25</sup> By comparing Eq. 5 with Eq. 4, one can, for any  $k$ , interpret the term with  $\text{Im} \langle k|\tilde{\rho}(t)|j\rangle$  as the rate of flow from site  $k$  into  $j$  and the term with  $\text{Im} \langle j|\tilde{\rho}(t)|k\rangle$  as the rate of flow from site  $j$  to  $k$ . The time evolution of the individual coherences,  $\langle j|\tilde{\rho}(t)|k\rangle$ , as captured through coherence maps, also shows very interesting features reflecting the system dynamics and equilibrium.<sup>27</sup>

Often the full population dynamics is a fruitful interrogative tool for understanding the system. When it comes to ideas of quantum design and understanding pathways of the excitation energy transport (EET) processes, it seems to be helpful to think in terms of site-to-site population transfer. The coherences allow us a crucial ability to express the direct and unmediated transfer of population between different sites. One can directly use Eq. 4 to partition the total population change at a site into the contributions from each state-to-state channel. We define the time-dependent population flow from the  $k$ th site to the  $j$ th site as

$$P_{j \leftarrow k}(t) = \frac{i}{\hbar} \int_0^t dt' \left( \langle j|\tilde{\rho}(t')|k\rangle \langle k|\hat{H}_0|j\rangle \right)$$

$$-\langle j|\hat{H}_0|k\rangle\langle k|\tilde{\rho}(t')|j\rangle). \quad (6)$$

For a real symmetric time-independent system Hamiltonian, using Eq. 5, this reduces to

$$P_{j\leftarrow k}(t) = -\frac{2}{\hbar}\langle j|\hat{H}_0|k\rangle\int_0^t dt' \text{Im}\langle j|\tilde{\rho}(t')|k\rangle. \quad (7)$$

Notice that the state-to-state population flow between two sites is proportional to the Hamiltonian matrix element between them. This is what we would have naïvely concluded. However, the proportionality constant is related to the time integral of the coherence. This captures the solvent effect on the system dynamics. These state-to-state populations are independent of how the simulation was done, and therefore can be applied to any level of simulation as desired. There are no further approximations over and above the ones used for simulating the time-dependent reduced density matrix of the system. Notice that Eqs. 6 and 7 uphold detailed balance in the sense that  $P_{j\leftarrow k}(t) = -P_{k\leftarrow j}(t)$  and that  $P_{j\leftarrow j}(t) = 0$  for all  $j$ , encoding the fact that there cannot be any population transfer from a site to itself. We would like to point out that the long time limits of the time-dependent state-to-state population flow is the same as the quantum integrated population fluxes derived by Wu *et al.*<sup>23</sup> and used to construct the flux networks.

Finally, the time dependent population of the  $j$ th site can be expressed as

$$P_j(t) = P_j(0) + \sum_{k\neq j} P_{j\leftarrow k}(t). \quad (8)$$

The ability to partition the time-dependent population on a site into the components along various channels is important for understanding the effects resulting from the non-trivial interactions between specific changes in the dissipative media and the system Hamiltonian. If the system is thought of as a graph, with the sites being the vertices and the edges being the various inter-site connections, then the time-integrated coherences decompose the time-evolution of the population on a site (vertex) along all the edges that are incident on it.

### III. RESULTS

To demonstrate the utility of this analysis of the state-to-state population transfers leveraging the information of the coherences, consider a coarse-grained system modeled on the FMO complex. FMO is a naturally occurring light-harvesting complex with eight bacteriochlorophyll monomeric sites. It is ubiquitous as a model for excitonic transport and provides a very rich set of dynamical features owing to the non-linear inter-site couplings. To enable a thorough exploration of the impact of the vibrational modes on the transfers through various state-to-state channels, we simplify the system by coarse-graining it to include the four most relevant sites.

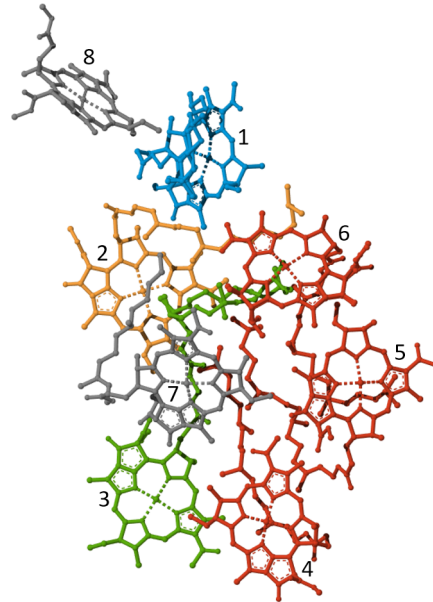


FIG. 1. Fenna-Matthews-Olson complex with the bacteriochlorophyll units colored by the coarse-grained units used. Blue: Coarse-grained site 1. Orange: Coarse-grained site 2. Green: Coarse-grained site 3. Red: Coarse-grained site 4. Gray: Ignored.

For FMO, it is known that if bacteriochlorophyll site 1 is initially excited, the primary pathway is  $1 \rightarrow 2 \rightarrow 3$  and the secondary pathway leads from  $1 \rightarrow 6 \rightarrow 5 \rightarrow 4 \rightarrow 3$ . Thus, in our coarse-grained model we keep sites 1, 2, and 3 as is, reduce sites 4, 5, and 6 into a new renormalized 4th site and omit sites 7 and 8 entirely. This is shown in Fig. 1. Similar to the full FMO, we expect the model to have a primary pathway of  $1 \rightarrow 2 \rightarrow 3$  and a secondary pathway of  $1 \rightarrow 4 \rightarrow 3$ .

The coarse-grained FMO model along with its interactions with the local vibrational baths is described by the following Hamiltonian:

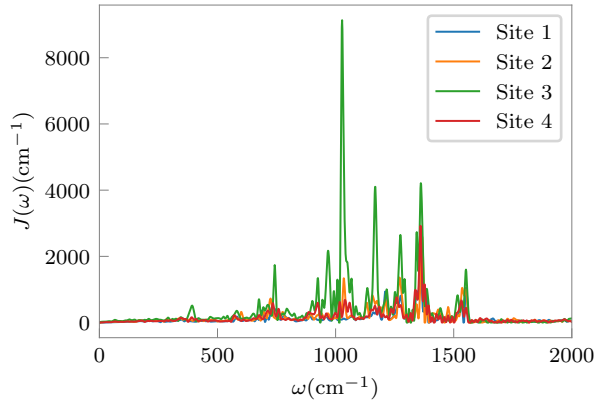
$$\hat{H} = \hat{H}_0 + \hat{H}_{\text{SB}}, \quad (9)$$

$$\hat{H}_0 = \sum_{k=1}^4 \epsilon_k |k\rangle\langle k| + \sum_{j\neq k} h_{j,k} |j\rangle\langle k|, \quad (10)$$

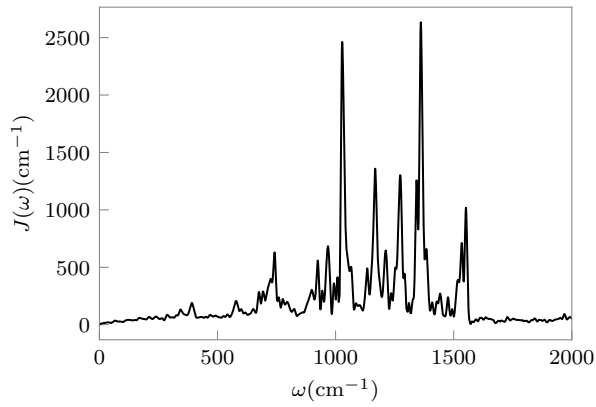
$$\hat{H}_{\text{SB}} = \sum_{k=1}^4 \sum_{j=1}^{N_{\text{osc}}} \frac{p_{kj}^2}{2m_{kj}} + \frac{1}{2} m_{kj} \omega_{kj}^2 \left( x_{kj} - \frac{c_{kj} |k\rangle\langle k|}{m_{kj} \omega_{kj}^2} \right)^2, \quad (11)$$

where  $\omega_{kj}$  and  $c_{kj}$  are the frequency and coupling of the  $j$ th harmonic mode of the bath corresponding to the  $k$ th site. The electronic excitation energies are given by  $\epsilon_k$  and the inter-site couplings are given by  $h_{j,k}$ .

The frequencies and couplings of the baths are charac-



(a) Site-dependent spectral densities



(b) Average spectral density

FIG. 2. Site-dependent and average spectral densities for the first four bacteriochlorophyll units in FMO obtained from Maity *et al.*<sup>33</sup>

terized by the spectral density defined as

$$J_k(\omega) = \frac{\pi}{2} \sum_j \frac{c_{kj}^2}{m_{kj}\omega_{kj}} \delta(\omega_{kj} - \omega). \quad (12)$$

This can be calculated as the Fourier transform of the energy-gap autocorrelation function simulated using molecular dynamics. The site-dependent spectral densities and Hamiltonian for FMO have been recently calculated by Maity *et al.*<sup>33</sup> We use these parameters as the starting point for our exploration. The Hamiltonian corresponding to this coarse-grained model is given in the supplementary information. It is based on the FMO Hamiltonian obtained by Maity *et al.*<sup>33</sup> In the original work the simulation was done using QM/MM MD trajectories, TD-LC-DFTB was used for the site energies and TrESP for the couplings.<sup>33</sup> The average and the site-dependent spectral densities are shown in Fig. 2 for reference. In our exploration of the FMO model, we will change the spectral densities in various ways that shall be described. However, the parameters for the system

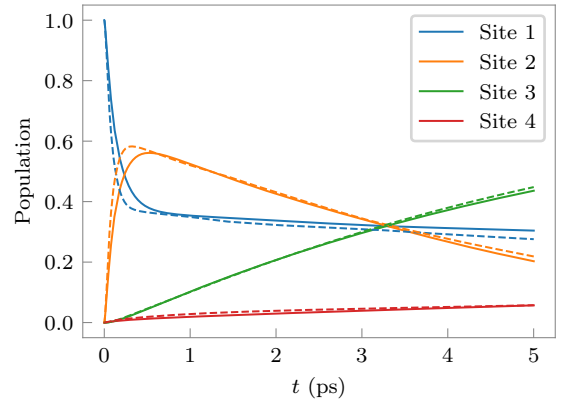


FIG. 3. Excitonic population on different sites as a function of time. Solid line: Average spectral density. Dashed line: Different spectral densities.

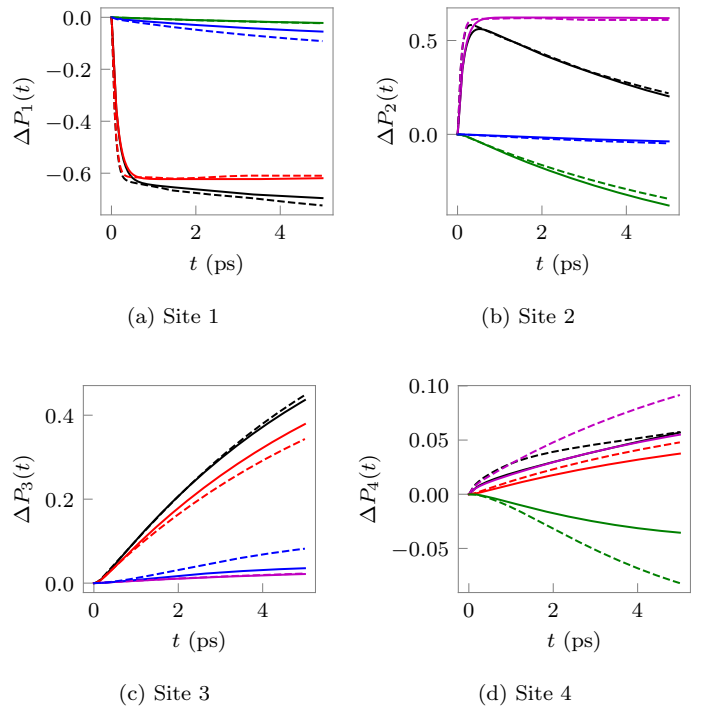


FIG. 4. Transfer pathways of excitonic population corresponding to each site with different spectral densities. Solid line: average bath. Dashed line: Different spectral densities. Black: Total change of population of the site. Magenta: Change due to site 1 ( $P_{\leftarrow 1}(t)$ ). Red: Change due to site 2 ( $P_{\leftarrow 2}(t)$ ). Green: Change due to site 3 ( $P_{\leftarrow 3}(t)$ ). Blue: Change due to site 4 ( $P_{\leftarrow 4}(t)$ ).

Hamiltonian will always remain the same to ensure that the effects that we see arise solely out of the vibrational baths.

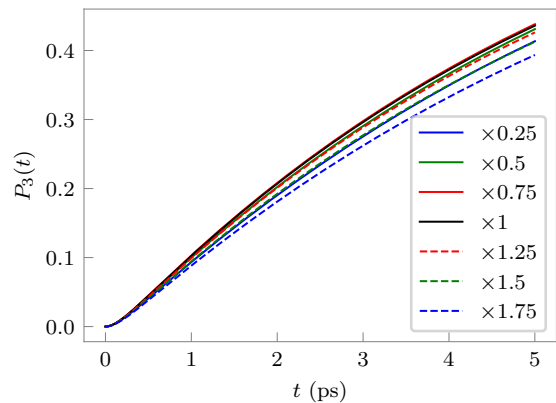
Figure 3 shows the excitonic population corresponding to each of the sites for the site-specific and average

spectral densities. (This information can, in principle, be calculated using many methods. Here the simulations have been conducted using the tensor network path integral method<sup>17</sup> based on Feynman-Vernon influence functional.) We notice that changing the average spectral density to the site-specific spectral densities has minor effects on the dynamics of bacteriochlorophyll sites 1 and 2 and negligible effects on the populations of sites 3 and 4. A key drawback of this population picture is that it washes away a lot of details. At this level, one cannot answer questions such as how does the transfer from site 1 to site 2,  $P_{2\leftarrow 1}(t)$ , change in switching between the two descriptions. Or what happens to the various contributions to the site 3 population?

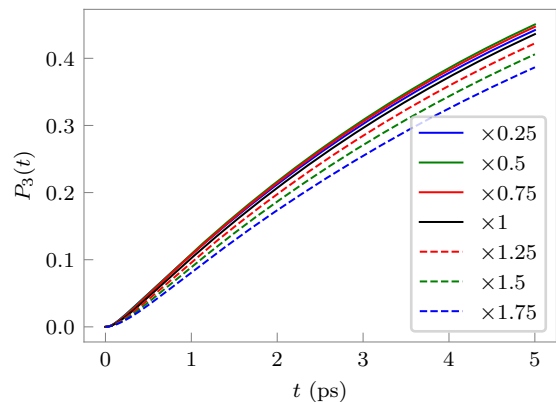
The analysis of the imaginary part of coherences allows us to answer these questions. In Fig. 4, we show the population dynamics of specific sites along with the individual contributions. The first thing that one immediately observes is that the primary flow of excitonic population happens along  $1 \rightarrow 2 \rightarrow 3$ . To see this consider that the excitation starts on site 1. The biggest transport happens from 1 to 2 in Fig. 4 (a) (red line). Then looking at where the population goes from site 2, we see that the maximum amount goes to 3 in Fig. 4 (b) (green line). By a similar analysis, we find a secondary, slower, pathway that leads from site 1 to site 3 via site 4 ( $1 \rightarrow 4 \rightarrow 3$ ). Additionally, one sees a non-insignificant contribution from  $1 \rightarrow 2 \rightarrow 4 \rightarrow 3$ . The direct transfer from site 1 to site 3 is the least important of these. While the ability to analyze the primary pathways immediately is obvious from Fig. 4, we would like to emphasize the power of the method in terms of disqualifying unimportant pathways as well. Notice that though site 1 transfers population into site 4, site 4 only transfers population into site 3. Therefore, a path like  $1 \rightarrow 4 \rightarrow 2 \rightarrow 3$  is not important.

We notice that with the site-specific spectral densities the excitonic flow along  $1 \rightarrow 2 \rightarrow 3$  is decreased coupled with an increased flow along the  $1 \rightarrow 4 \rightarrow 3$  pathway. As for the other two pathways, the flow along  $1 \rightarrow 2 \rightarrow 4 \rightarrow 3$  increases, and the direct transfer  $1 \rightarrow 3$  remains the same. These changes in the excitonic pathways are evidenced by the fact that in going from the average to the site specific spectral densities, the direct transfer from site 2 to site 3 (red curve in Fig. 4 (c)) shows a decrease and the transfer from 4 to 3 (blue curve in the same figure) shows an increase. Furthermore, while there is an increase in both the transfer from site 1 to site 4 (magenta curve in Fig. 4 (d)) and site 2 to site 4 (red curve in the same figure), the increase in  $1 \rightarrow 4$  is much larger. An explanation for these changes can be made by looking at  $P_{3\leftarrow 2}(t)$  (red curve in Fig. 4 (c)). We notice that for the site-specific spectral densities, the direct transfer from site 2 to 3 seems to be somewhat restricted causing a rerouting of the excitation through site 4.

Apart from this rather broad overview of the pathways of excitation dynamics, a state-to-state analysis can uncover a wide variety of other features. For example, we can determine that the actual direct transfer from site 1



(a) Scan on site 3



(b) Scan on site 2

FIG. 5. Total population of site 3 as a function of time on scanning the reorganization energies on site 3 and site 2 respectively.

to site 2,  $P_{2\leftarrow 1}(t)$ , stops after around 0.5 ps. Thus, the red line in Fig. 4 (a) and the magenta line in Fig. 4 (b) becomes practically flat around that time. This is the case even though the populations of both sites 1 and 2 keep changing throughout the period of simulation. Additionally, on careful observation of the plots Figs. 4 (a) and (b), it is seen that around 3 ps – 4 ps, there is a backflow of population from site 2 to site 1 in case of different baths. (Notice the small bump in the dashed red line in Fig. 4 (a) around that point.) Neither of these two analysis would have been evident from a rate theory perspective.

To explore the effect of the site-dependence of the spectral density, we systematically change the reorganization energies on single sites using the average bath as a starting point. We scale the reorganization energies on site 3 and site 2 with factors ranging from 0.25 and 1.75 in steps of 0.25. Figure 5 shows the change in the population dynamics of site 3. Notice that in both cases, the population curve initially increases but then starts to decrease, though the reorganization energy where the

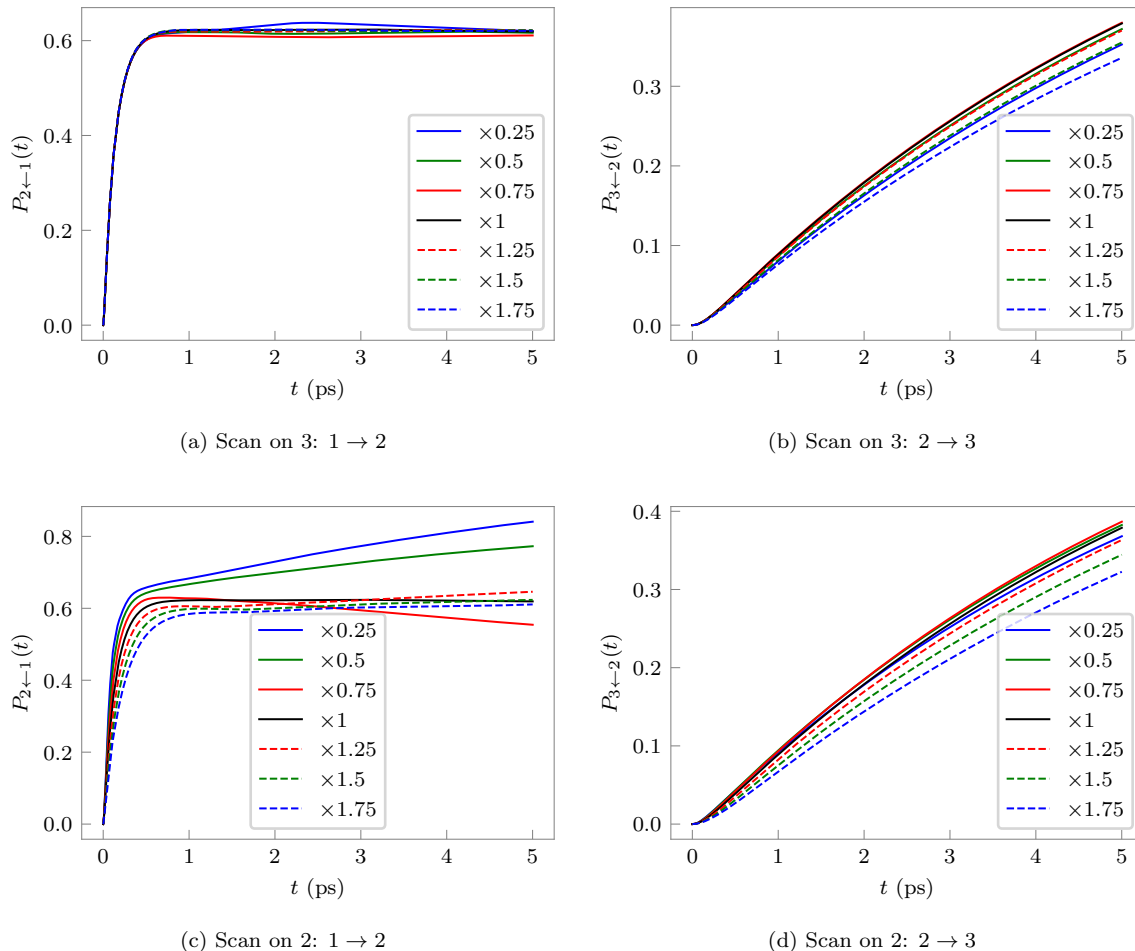


FIG. 6. Population transfer along  $1 \rightarrow 2$  and  $2 \rightarrow 3$  for components of the primary pathway when the site-specific reorganization energies on site 3 and site 2 are scanned.

maximum transfer occurs is different in the two cases. This behavior is similar to the inverted region in Marcus theory of electron transfer.<sup>34</sup> It is interesting that although the maximum transfer is obtained at different values, at their respective maximum reorganization energies, the two curves look remarkably similar. However, this apparent similarity hides differences in the mechanism.

Let us consider the two pathways — the primary one,  $1 \rightarrow 2 \rightarrow 3$  and the secondary one,  $1 \rightarrow 4 \rightarrow 3$  separately. Figure 6 demonstrates the changes on the population dynamics along the primary pathway. In Fig. 6 (b) and (d), we see that the curves are very similar to Fig. 5 (a) and (b). This implies that the transfer  $2 \rightarrow 3$  accounts for the main parts of the dynamics of the excitation population on site 3. The transfer from site 2 to site 3, in Fig. 6 (b) and (d), seems to hit a maximum and decrease as we go away from it. This behavior is similar to the inverted region of Marcus theory of rate of electron transfer. Interestingly, the transfer from  $1 \rightarrow 2$  seems to plateau and vary slightly around a constant value. However, things

become completely different when the reorganization energy on site 2 is scanned (Figs. 6 (c) and (d)). There is apparently very little pattern to the transfer from site 1 to site 2 as seen in Fig. 6 (c). The lack of a Marcus-like inversion region is because of the relatively large coupling between sites 1 and 2 which breaks perturbation theory. Additionally, in all these simulations, one finds that the transfer from site 1 to site 2 happens at the smallest time-scales. There are further counter-intuitive features of the state-to-state population transfer between sites 1 and 2. At a scaling of 0.75, there is an initial transfer from site 1 to site 2, but around 0.5 ps the transfer reverses and population starts moving from 2 to 1. At a scaling of 1.25, there seems to be a backflow around 1 ps from site 2 to 1, and then the regular flow resumes. For a scaling of 0.25, 0.5, 1.5 and 1.75, there are clearly two different time scales involved, a faster one upto around 0.5 ps and a slower one after that. The transfers seem to be linear rather than exponential in these two domains. These behaviors are only observable because of the ability to partition the population transfer on a site-to-site

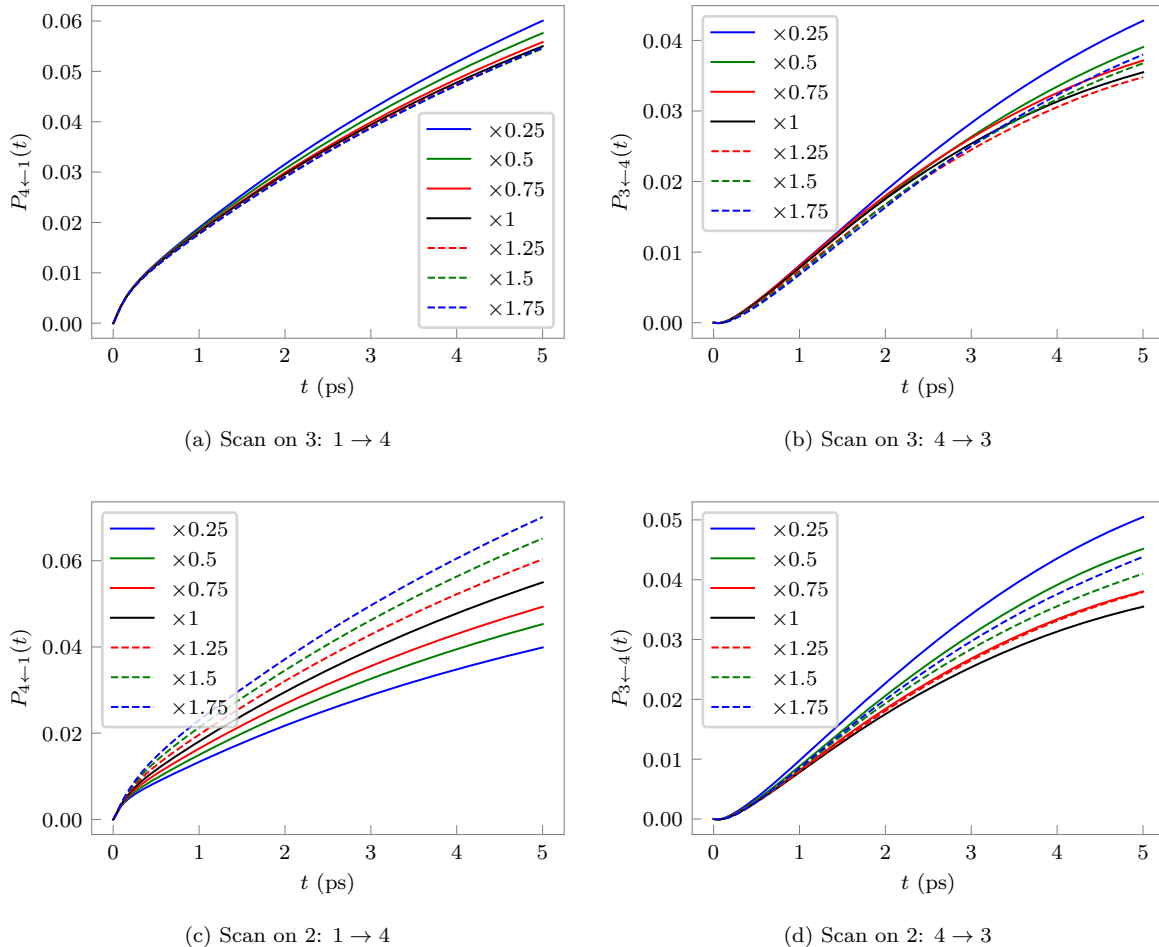


FIG. 7. Population transfer along  $1 \rightarrow 4$  and  $4 \rightarrow 3$  for components of the primary pathway when the site-specific reorganization energies on site 3 and site 2 are scanned.

channel basis.

Finally, let us turn our attention to the secondary pathway of  $1 \rightarrow 4 \rightarrow 3$ . The impact of the scans on the two direct transfers that make up this pathway are shown in Fig. 7. First notice that on scanning the reorganization energy on site 3 (Fig. 7 (a) and (b)), both the direct transfers seem to decrease with the reorganization energy and then stop changing. When scanning the reorganization energy on site 2, the transfer from  $1 \rightarrow 4$  seems to increase monotonically. However, the transfer from  $4 \rightarrow 3$  shows a decrease followed by an increase, resulting in a minimum of amount of transfer. These changes caused in the  $1 \rightarrow 4 \rightarrow 3$  pathway is very surprising, given that the reorganization energy on site 2, which is not a part of this pathway, is being scanned. (The data corresponding to the other channels, though not explored here, has been shown in the supplementary information for completeness.)

#### IV. CONCLUSION

Many exact and approximate methods exist that can simulate dynamics in complex systems coupled with solvents and vibrational modes. However, it is a significantly different and more difficult challenge to understand the exact routes that the transport process takes. Naïve approaches of looking at the inter-site couplings fall short because of their failure to account for the non-trivial effects of the solvent modes. In this paper, we have presented a novel technique for analyzing the dynamics that yields the contribution of each channel.

There has been a recent realization of the importance of the coherences or off-diagonal terms in understanding the dynamics. It has been shown that the time-derivative of the site populations can be written as a linear combination of the imaginary part of the coherences.<sup>25</sup> The dynamics of these coherences have also been explored quite thoroughly under different conditions.<sup>27</sup> Based on the relation of the time-derivatives with the imaginary parts of the coherences, we show that the change in the



population of a site can be trivially decomposed into the contributions coming from different channels. Thus one can, using the coherences, study the effects of the solvent and temperature on the direct and unmediated transport between any pair of sites.

Employing this insight, we can start to untangle the dynamics of systems with complex inter-site couplings. As demonstrated in the 4-site model based on the FMO, the insights uncovered can often be very non-trivial. From a fundamental perspective, just because the total population on a site has a relatively regular pattern, it is not necessary that the regularity is there in all the individual contributions. Similarly, the total population showing some strange feature does not imply the existence of the weirdness in each of the contributory dynamics. What is possibly equally important to a fundamental understanding is the fact that changing the vibrational profile on a single site not only affects the pathways involving that site, but other pathways as well. This has important implications in trying to design materials and engineer specific outcomes in complex open quantum systems.

An analysis of the coherences reveals a wealth of information that lay hidden in the dynamics of the reduced density matrix. Extending the explorations in Ref.<sup>27</sup>, it is now possible to associate causes with the various changes that happen in the total population dynamics. In the near future, we will utilize these ideas in understanding other processes beyond exciton transport, especially complex reactions with multiple pathways like proton-coupled electron transfer and multi-proton transfers. Finally, the fact that the various analyses of coherence done here and earlier elsewhere<sup>25,27</sup> are not dependent on any single method of simulation of the time evolved reduced density matrix makes these ideas universally applicable.

## ACKNOWLEDGMENT

We acknowledge Nancy Makri for useful discussions and inputs.

- <sup>1</sup>T. Förster, "Zwischenmolekulare Energiewanderung und Fluoreszenz," *Annalen der Physik* **437**, 55–75 (1948).
- <sup>2</sup>S. R. White, "Density matrix formulation for quantum renormalization groups," *Physical Review Letters* **69**, 2863–2866 (1992).
- <sup>3</sup>U. Schollwöck, "The density-matrix renormalization group," *Reviews of Modern Physics* **77**, 259–315 (2005).
- <sup>4</sup>U. Schollwöck, "The density-matrix renormalization group: A short introduction," *Philosophical Transactions of the Royal Society A: Mathematical, Physical and Engineering Sciences* **369**, 2643–2661 (2011).
- <sup>5</sup>S. R. White and A. E. Feiguin, "Real-Time Evolution Using the Density Matrix Renormalization Group," *Physical Review Letters* **93**, 076401 (2004).
- <sup>6</sup>M. Beck, A. Jäckle, G. A. Worth, and H.-D. Meyer, "The multiconfiguration time-dependent Hartree (MCTDH) method: A highly efficient algorithm for propagating wavepackets," *Physics Reports* **324**, 1–105 (2000).

- <sup>7</sup>H. Wang and M. Thoss, "Multilayer formulation of the multiconfiguration time-dependent Hartree theory," *The Journal of Chemical Physics* **119**, 1289–1299 (2003).
- <sup>8</sup>N. Makri and D. E. Makarov, "Tensor propagator for iterative quantum time evolution of reduced density matrices. I. Theory," *The Journal of Chemical Physics* **102**, 4600–4610 (1995).
- <sup>9</sup>N. Makri and D. E. Makarov, "Tensor propagator for iterative quantum time evolution of reduced density matrices. II. Numerical methodology," *The Journal of Chemical Physics* **102**, 4611–4618 (1995).
- <sup>10</sup>Y. Tanimura and R. Kubo, "Time Evolution of a Quantum System in Contact with a Nearly Gaussian-Markoffian Noise Bath," *Journal of the Physical Society of Japan* **58**, 101–114 (1989).
- <sup>11</sup>Y. Tanimura, "Reduced hierarchical equations of motion in real and imaginary time: Correlated initial states and thermodynamic quantities," *The Journal of Chemical Physics* **141**, 044114 (2014), <https://doi.org/10.1063/1.4890441>.
- <sup>12</sup>Y. Tanimura, "Numerically "exact" approach to open quantum dynamics: The hierarchical equations of motion (HEOM)," *The Journal of Chemical Physics* **153**, 20901 (2020).
- <sup>13</sup>N. Makri, "Small matrix disentanglement of the path integral: Overcoming the exponential tensor scaling with memory length," *The Journal of Chemical Physics* **152**, 41104 (2020).
- <sup>14</sup>N. Makri, "Small Matrix Path Integral for System-Bath Dynamics," *Journal of Chemical Theory and Computation* **16**, 4038–4049 (2020).
- <sup>15</sup>A. Strathearn, P. Kirton, D. Kilda, J. Keeling, and B. W. Lovett, "Efficient non-Markovian quantum dynamics using time-evolving matrix product operators," *Nature Communications* **9** (2018), [10.1038/s41467-018-05617-3](https://doi.org/10.1038/s41467-018-05617-3).
- <sup>16</sup>M. R. Jørgensen and F. A. Pollock, "Exploiting the Causal Tensor Network Structure of Quantum Processes to Efficiently Simulate Non-Markovian Path Integrals," *Physical Review Letters* **123**, 240602 (2019).
- <sup>17</sup>A. Bose and P. L. Walters, "A tensor network representation of path integrals: Implementation and analysis," arXiv pre-print server arXiv:2106.12523 (2021), arXiv:2106.12523.
- <sup>18</sup>A. Bose, "Pairwise connected tensor network representation of path integrals," *Physical Review B* **105**, 024309 (2022).
- <sup>19</sup>A. Bose and P. L. Walters, "A multisite decomposition of the tensor network path integrals," *The Journal of Chemical Physics* **156**, 024101 (2022).
- <sup>20</sup>A. Bose and P. L. Walters, "Effect of temperature gradient on quantum transport," *Physical Chemistry Chemical Physics* **24**, 22431 (2022).
- <sup>21</sup>A. Bose and P. L. Walters, "Tensor Network Path Integral Study of Dynamics in B850 LH2 Ring with Atomistically Derived Vibrations," *Journal of Chemical Theory and Computation* **18**, 4095–4108 (2022).
- <sup>22</sup>L. A. Baker and S. Habershon, "Robustness, efficiency, and optimality in the Fenna-Matthews-Olson photosynthetic pigment-protein complex," *The Journal of Chemical Physics* **143**, 105101 (2015).
- <sup>23</sup>J. Wu, F. Liu, J. Ma, R. J. Silbey, and J. Cao, "Efficient energy transfer in light-harvesting systems: Quantum-classical comparison, flux network, and robustness analysis," *The Journal of Chemical Physics* **137**, 174111 (2012).
- <sup>24</sup>J. Cao, "Michaelis-Menten Equation and Detailed Balance in Enzymatic Networks," *The Journal of Physical Chemistry B* **115**, 5493–5498 (2011).
- <sup>25</sup>R. Dani and N. Makri, "Quantum State-to-State Rates for Multistate Processes from Coherences," *The Journal of Physical Chemistry Letters* **13**, 8141–8149 (2022).
- <sup>26</sup>T. Ritz, S. Park, and K. Schulten, "Kinetics of excitation migration and trapping in the photosynthetic unit of purple bacteria," *The Journal of Physical Chemistry B* **105**, 8259–8267 (2001), <https://doi.org/10.1021/jp011032r>.
- <sup>27</sup>R. Dani and N. Makri, "Time-Evolving Quantum Superpositions in Open Systems and the Rich Content of Coherence Maps," *The Journal of Physical Chemistry B* **126**, 9361–9375 (2022).



- <sup>28</sup>N. Makri, “The Linear Response Approximation and Its Lowest Order Corrections: An Influence Functional Approach,” *The Journal of Physical Chemistry B* **103**, 2823–2829 (1999).
- <sup>29</sup>A. Bose, “Zero-cost corrections to influence functional coefficients from bath response functions,” *The Journal of Chemical Physics* **157**, 054107 (2022).
- <sup>30</sup>W. H. Miller, “Quantum mechanical transition state theory and a new semiclassical model for reaction rate constants,” *The Journal of Chemical Physics* **61**, 1823–1834 (1974).
- <sup>31</sup>W. H. Miller, S. D. Schwartz, and J. W. Tromp, “Quantum mechanical rate constants for bimolecular reactions,” *The Journal of Chemical Physics* **79**, 4889–4898 (1983).
- <sup>32</sup>A. Bose and N. Makri, “Non-equilibrium reactive flux: A unified framework for slow and fast reaction kinetics,” *The Journal of Chemical Physics* **147**, 152723 (2017).
- <sup>33</sup>S. Maity, B. M. Bold, J. D. Prajapati, M. Sokolov, T. Kubař, M. Elstner, and U. Kleinekathöfer, “DFTB/MM Molecular Dynamics Simulations of the FMO Light-Harvesting Complex,” *The Journal of Physical Chemistry Letters* **11**, 8660–8667 (2020).
- <sup>34</sup>R. A. Marcus, “Chemical and Electrochemical Electron-Transfer Theory,” *Annual Review of Physical Chemistry* **15**, 155–196 (1964).