

Distributed Matrix Computations with Low-weight Encodings

Anindya Bijoy Das*, Aditya Ramamoorthy†, David J. Love*, Christopher G. Brinton*

*School of Electrical and Computer Engineering, Purdue University, West Lafayette, IN, USA

†Department of Electrical and Computer Engineering, Iowa State University, Ames, IA, USA
das207@purdue.edu, adityar@iastate.edu, djlove@purdue.edu, cgb@purdue.edu

Abstract

Straggler nodes are well-known bottlenecks of distributed matrix computations which induce reductions in computation/communication speeds. A common strategy for mitigating such stragglers is to incorporate Reed-Solomon based MDS (maximum distance separable) codes into the framework; this can achieve resilience against an optimal number of stragglers. However, these codes assign dense linear combinations of submatrices to the worker nodes. When the input matrices are sparse, these approaches increase the number of non-zero entries in the encoded matrices, which in turn adversely affects the worker computation time. In this work, we develop a distributed matrix computation approach where the assigned encoded submatrices are random linear combinations of a small number of submatrices. In addition to being well suited for sparse input matrices, our approach continues have the optimal straggler resilience in a certain range of problem parameters. Moreover, compared to recent sparse matrix computation approaches, the search for a “good” set of random coefficients to promote numerical stability in our method is much more computationally efficient. We show that our approach can efficiently utilize partial computations done by slower worker nodes in a heterogeneous system which can enhance the overall computation speed. Numerical experiments conducted through Amazon Web Services (AWS) demonstrate up to 30% reduction in per worker node computation time and 100× faster encoding compared to the available methods.

Index Terms

Distributed Computing, MDS Codes, Stragglers, Condition Number, Sparsity.

I. INTRODUCTION

Matrix operations are the fundamental building blocks of data-intensive algorithms (e.g., machine learning modeling) executed on contemporary computing platforms. The ever-increasing

This work was supported in part by the National Science Foundation (NSF) under grants CNS-2146171, CCF-1910840, and CCF-2115200, as well as by the Office of Naval Research (ONR) under grants N000142212305 and N000142112472.

volumes of data generated by end users translates to high dimensional matrices for storage and processing, underscoring the potential benefits of distributed computation. The idea behind these schemes is to break down the whole matrix computation into smaller tasks and distribute them across multiple worker nodes. In these systems, it is well known that the overall job execution time can be dominated by slower (or failed) worker nodes, which are referred to as stragglers.

Recently, a number of coding theory techniques [1]–[9] have been proposed to mitigate the effect of stragglers for distributed matrix multiplications. For example, consider the computation of $\mathbf{A}^T \mathbf{x}$ (where $\mathbf{A} \in \mathbb{R}^{t \times r}$ and $\mathbf{x} \in \mathbb{R}^t$) across three nodes. A popular approach [1] would partition \mathbf{A} as $\mathbf{A} = [\mathbf{A}_0 \mid \mathbf{A}_1]$, and assign nodes W_0, W_1 and W_2 the job of computing $\mathbf{A}_0^T \mathbf{x}$, $\mathbf{A}_1^T \mathbf{x}$ and $(\mathbf{A}_0 + \mathbf{A}_1)^T \mathbf{x}$, respectively. While each worker must carry half of the overall computational load, we can recover $\mathbf{A}^T \mathbf{x}$ as soon as *any* two out of three workers return their results. In other words, the system is resilient to one straggler. The recovery threshold, i.e., the minimum number of worker nodes (τ) that need to finish their respective jobs such that the result $\mathbf{A}^T \mathbf{x}$ can be recovered from any subset of τ worker nodes, has emerged as an important optimization metric.

Similar to the matrix-vector case, coding theory techniques have been developed for distributed matrix-matrix multiplication, i.e., to compute $\mathbf{A}^T \mathbf{B}$, with the same goal: to minimize the recovery threshold [4], [10]. Under the assumption of a homogeneous system where each worker can store $1/k_A$ and $1/k_B$ fraction of matrices \mathbf{A} and \mathbf{B} , respectively, and each node is assigned a $1/k_{AB}$ fraction ($k_{AB} = k_A k_B$) of the overall load of computing $\mathbf{A}^T \mathbf{B}$, the achievable recovery threshold is lower bounded by $k_A k_B$ [4]. Assuming $k_A = k_B$, the approach in [10] achieves a recovery threshold of $2k_A - 1$ whereas the method in [4] provides a threshold k_A^2 . However, compared to [4], the per worker node computational load of the approach in [10] is substantially higher [11].

Several works based on maximum distance separable (MDS) codes [2], [4], [12], [13] have met this optimal recovery threshold. However, they have other limitations in practical distributed computing systems. First, real-world data matrices are often sparsely populated (e.g., see examples in [14]), leading to structures that can be exploited for computational efficiency gains. However, MDS code-based techniques are not built to preserve data sparsity which can significantly increase the overall job execution time. In addition, most of the available methods are not focused on the case of heterogeneous systems, where different worker nodes are rated with different storage capacities and speeds (e.g., if the computation is being distributed across wireless edge devices).

Motivated by these limitations, in this work, we develop a novel approach for distributed

matrix-vector and matrix-matrix multiplication which explicitly accounts for sparsity in the input matrices. Our proposed approach assigns coded submatrices as random linear combinations of a very small number of uncoded submatrices to preserve the inherent sparsity up to a certain level. Moreover, unlike the straggler optimal schemes in [5] and [8], our approach involves a much less computationally burdensome process to find a “good” set of random coefficients for numerical stability of the system. In addition, our approach addresses the case where the worker nodes are heterogeneous in nature, having different computation and communication speeds.

The paper is organized as follows. In Section II, we discuss the problem formulation, related literature background and summarize our contributions. Then, in Section III and IV, we present the details of our distributed matrix-vector and matrix-matrix multiplication schemes, respectively, with results on straggler resilience, extension to heterogeneous systems, and utilization of partial computations. Next, Section V discusses different properties of our proposed schemes in terms of worker computation delay, communication delay, numerical stability and the required time to find a “good” set of coefficients. In Section VI, we present numerical experiments comparing the performance of our proposed method with other recent approaches. Finally, Section VII concludes the paper with a discussion of possible future directions.

II. PROBLEM FORMULATION, BACKGROUND AND SUMMARY OF CONTRIBUTIONS

A. Problem Formulation

We consider a distributed system comprised of a central node and a set of worker nodes aiming to compute $\mathbf{A}^T \mathbf{x}$ for matrix-vector multiplication or $\mathbf{A}^T \mathbf{B}$ for matrix-matrix multiplication, for given matrices $\mathbf{A} \in \mathbb{R}^{t \times r}$, $\mathbf{B} \in \mathbb{R}^{t \times w}$ and vector $\mathbf{x} \in \mathbb{R}^t$. In the homogeneous setting, we assume a system of n worker nodes rated with the same computation and communication speeds, for local data processing and transmitting/receiving processed data, respectively. In particular, each worker can store the equivalent of $\gamma_A = \frac{1}{k_A}$ fraction of \mathbf{A} and the whole vector \mathbf{x} (or $\gamma_B = \frac{1}{k_B}$ fraction of \mathbf{B}) for matrix-vector multiplication (or matrix-matrix multiplication). In the heterogeneous setting, by contrast, workers are rated with different storage capacity and speeds. Stragglers arise in practice from speed variations or failures experienced by the nodes at particular times [2].

In our approach in the homogeneous setting, we first partition matrices \mathbf{A} and \mathbf{B} into k_A and k_B disjoint block-columns, respectively, as $\mathbf{A} = [\mathbf{A}_0 \ \mathbf{A}_1 \ \dots \ \mathbf{A}_{k_A-1}]$ and $\mathbf{B} = [\mathbf{B}_0 \ \mathbf{B}_1 \ \dots \ \mathbf{B}_{k_B-1}]$, such that $\mathbf{A}_i \in \mathbb{R}^{t \times r/k_A}$ and $\mathbf{B}_j \in \mathbb{R}^{t \times w/k_B}$, for $0 \leq i \leq k_A - 1$ and $0 \leq j \leq k_B - 1$. Next, we will assign a random linear combination of some block-columns of \mathbf{A} and the vector \mathbf{x} (or another

random linear combination of some block-columns of \mathbf{B}) to each worker node for matrix-vector multiplication (for matrix-matrix multiplication). As discussed in Sec. I, assigning dense linear combinations can destroy the inherent sparsity of the corresponding matrices. Instead, we aim to assign linear combinations of a lesser number of submatrices. To quantify this, we define the “weight” of the encoded submatrices as follows.

Definition 1. We define the weights of the encoding process ω_A and ω_B for matrices \mathbf{A} and \mathbf{B} , respectively, as the number of submatrices that are linearly combined to obtain each encoded submatrix. We assume uniform weights across the worker nodes, i.e., the combination received by each worker is formed from the same number of submatrices.

Thus, in this work, we consider the problem of minimizing recovery threshold for both matrix-vector and matrix-matrix multiplication in the homogeneous system while maintaining low ω_A and ω_B for the assigned submatrices. We will extend the resulting approach for the heterogeneous setting as well by assigning tasks proportional to worker capabilities.

B. Background and Literature Review

Several coded computation schemes have been proposed for matrix multiplication [1]–[9], [12], [13], [15]–[20] in recent years. We give a comparative summary between these schemes in terms of properties they support in Table I; for a more detailed overview, we refer the reader to [11]. Here we begin with an illustration of the polynomial code approach proposed in [4].

Consider a homogeneous system with $n = 5$ worker nodes where each worker can store $\gamma_A = \gamma_B = 1/2$ fraction of both matrices \mathbf{A} and \mathbf{B} . We partition matrices \mathbf{A} and \mathbf{B} into $k_A = k_B = 2$ block-columns each, as $\mathbf{A}_0, \mathbf{A}_1$ and $\mathbf{B}_0, \mathbf{B}_1$, respectively. Next we define two matrix polynomials as $\mathbf{A}(z) = \mathbf{A}_0 + \mathbf{A}_1 z$ and $\mathbf{B}(z) = \mathbf{B}_0 + \mathbf{B}_1 z^2$, so that $\mathbf{A}^T(z)\mathbf{B}(z) = \mathbf{A}_0^T\mathbf{B}_0 + \mathbf{A}_1^T\mathbf{B}_0 z + \mathbf{A}_0^T\mathbf{B}_1 z^2 + \mathbf{A}_1^T\mathbf{B}_1 z^3$. The central node evaluates $\mathbf{A}(z)$ and $\mathbf{B}(z)$ at $n = 5$ distinct real numbers and transmits the corresponding matrices to worker node W_i , for $i = 0, 1, 2, \dots, n - 1$. Now each node computes its respective assigned matrix-matrix block-product and returns the result to the central node. Since $\mathbf{A}^T(z)\mathbf{B}(z)$ is a degree-3 polynomial, once the central node receives results from the fastest $\tau = 4$ worker nodes, it can decode all the coefficients in $\mathbf{A}^T(z)\mathbf{B}(z)$, hence, $\mathbf{A}^T\mathbf{B}$. Thus, the recovery threshold is $\tau = 4$ and the system is resilient to $s = 1$ straggler.

Unlike some recent schemes [19], [24] which are sub-optimal in terms of straggler resilience, the polynomial code approach is among the first to provide the optimal recovery threshold. On

TABLE I: Comparison among existing works on distributed matrix-computations.

CODES	MAT-MAT MULT?	OPTIMAL THRESH.?	NUMERICAL STABILITY?	SPARSELY CODED?	HETERO. SYSTEM?
REPETITION CODES	✓	✗	✓	✓	✓
RATELESS CODES [19]	✗	✗	✓	✗	✓
GEOMETRIC CONV. CODES [20]	✗	✓	✓	✗	✓
PROD. CODES [21], FACT. CODES [9]	✓	✗	✓	✗	✗
POLYNOMIAL CODES [4]	✓	✓	✗	✗	✓
BIVARIATE POLY. CODE [22]	✓	✓	✗	✗	✓
ORTHOPOLY [12], RGRP CODE [13], CONV. CODE [2], CIR. ROT. MAT. [23]	✓	✓	✓	✗	✓
β -LEVEL CODING [5]	✓	✗	✓	✓	✗
SCS OPTIMAL SCHEME [5]	✓	✓	✓	✓	✗
CLASS-BASED SCHEME [8]	✓	✓	✓	✓	✗
Proposed Scheme	✓	✓	✓	✓	✓

the other hand, recent works on have identified metrics beyond the recovery threshold that need to be considered as well. Here we discuss the importance of factoring them into our methodology.

Sparsity of matrices \mathbf{A} and \mathbf{B} : Sparsity is quite prevalent in real-world datasets with applications in optimization, deep learning, power systems, electromagnetism etc. (see [14] for such examples). In other words, there are many practical problems where the formulated matrices to be operated on are sparse, which can be exploited to significantly reduce matrix computation time [24]. Let us consider two column vectors of length m , denoted by \mathbf{a} and \mathbf{y} , where \mathbf{a} has around δm non-zero entries ($0 < \delta \ll 1$). It takes approximately $2\delta m$ floating point operations (FLOPs) in order to compute $\mathbf{a}^T \mathbf{y}$, whereas it could take as many as $2m$ FLOPs if \mathbf{a} was dense.

As shown in Table I, many existing coding approaches do not preserve sparsity. For example, in the polynomial code approach [4] or its variants [12], the encoded submatrices of \mathbf{A} and \mathbf{B} are obtained by linearly combining k_A and k_B submatrices. Thus, the number of non-zero entries can increase by up to k_A and k_B times, respectively, compared with the original matrices \mathbf{A} and \mathbf{B} , which would lead to a significantly higher computation time. This underscores the importance of developing schemes that minimize the number of uncoded submatrices that are combined.

Numerical stability of the system: Another important issue is the numerical stability of the system. Since the encoding and decoding methods in coded computation operate over the real field, the decoding of the unknowns from a system of equations can be quite inaccurate if the corresponding system matrix is ill-conditioned. There can be a blow-up of round-off errors in the decoded result owing to the high condition numbers of the corresponding decoding matrices. For example, the polynomial code approach in [4] incorporates Vandermonde matrices into the encoding process which are known to be ill-conditioned. Literature aiming to address this issue [2], [12], [13] has emphasized that the worst case condition number (κ_{worst}) over all different choices of stragglers should be treated as an important metric for minimization.

However, many of the numerically stable methods are based on random codes [2], [5], [8], [13] which require significant time to find a “good” set of random coefficients that make the system numerically stable. The idea is to first generate a set of random coefficients and find the κ_{worst} over all choices of stragglers. Next, repeat this step several times (say, 20) and retain the set of random coefficients which gives minimum κ_{worst} . The latency incurred by this process increases with the number of worker nodes and can delay the encoding process.

Heterogeneous system and partial computations done by the stragglers: Another important issue arises in distributed computing with heterogeneous worker nodes (different memory, speed and bandwidth) where algorithms based on homogeneous assumptions may lead to sub-optimal performance [25]. In this work, we address this issue by assigning each worker a processing load according to its memory and speed. Some of the approaches [4], [12], [13] that were originally developed for a homogeneous system could similarly be extended to the heterogeneous setting.

Moreover, the performance of distributed computing often depends on how well the associated scheme is able to utilize (rather than discard) partial computations done by slower workers [26]. Specifically, efficient utilization of the partial computations done by slower nodes may enhance the overall speed. To address this, in our scheme in the heterogeneous setting, we assign *multiple* smaller tasks to some workers, with the size of each task dictated by the limitations of the least powerful worker. The workers then compute their respective tasks and return the results sequentially. With this division, define Q to be the maximum number of block products that must be returned to the central node in order for it to decode the intended result ($\mathbf{A}^T \mathbf{x}$ or $\mathbf{A}^T \mathbf{B}$), i.e., from *any* Q block products returned across all the worker nodes (respecting the computation order in each node). We associate the scheme with the metric Q/Δ , where Δ is the number of submatrix products to be recovered in the intended product ($\Delta = k_A$ or $k_A k_B$ for matrix-vector

or matrix-matrix multiplication, respectively). Q/Δ is always lower bounded by 1, and a system with a small Q/Δ can utilize the partial computations of the slower workers efficiently [5], [8].

C. Summary of Contributions

The contributions of this work can be summarized as follows.

- We develop novel straggler-resilient approaches for distributed matrix-vector and matrix-matrix multiplication. For a system with n homogeneous worker nodes, each of which can store $1/k_A$ and $1/k_B$ fractions of matrices \mathbf{A} and \mathbf{B} , respectively, our developed approach for distributed matrix-matrix multiplication can be resilient to *any* $s = n - k_A k_B$ stragglers (where $s \leq \min(k_A, k_B)$). Thus, our approach is straggler optimal, since it meets the lower bounds on straggler resilience as given in [4]. In addition, with the assumption that each node stores the whole vector \mathbf{x} , our approach for the matrix-vector case is also straggler-optimal.
- While our approaches are applicable to any types of matrices, it is specifically suited to sparse “input” matrices. A very limited number of uncoded submatrices are linearly combined in our encoding, so that the inherent sparsity of the input matrices can be preserved up to certain level. For example, in a system with $n = 12$, $k_A = 10$ and $s = 2$, the traditional dense codes [2], [4], [12], [13] require linear combinations of $k_A = 10$ submatrices, whereas our scheme combines only $s + 1 = 3$ uncoded submatrices (see Example 1).
- We also show that our proposed approaches are numerically stable. It has been verified by comparing other approaches in terms of the worst case condition number over different choices of stragglers. Moreover, our scheme involves a significantly less computationally expensive step compared to [5], [8] to find a “good” set of random coefficients for numerical stability, in other words, the encoding time can be significantly reduced in our schemes.
- In addition, we extend our algorithms to the heterogeneous case where the worker nodes are heterogeneous in nature having different computation and communication speeds and storage capacities. Furthermore, our approaches meet the lower bound of Q/Δ value which indicates that these can efficiently utilize the partial computations done by the slower worker nodes in a heterogeneous system, thus can enhance the overall job execution speed significantly.
- Finally, we conduct exhaustive numerical experiments on Amazon Web Services (AWS) cluster using large-sized sparse matrices, and present comparisons that demonstrate the

advantages of our schemes in terms of worker node computation time, communication time, numerical stability and coefficient determination time. The results show that our proposed approach can have up to 30% reduction in computational complexity per worker node and can be $100\times$ faster for determining a “good” set of coefficients for numerical stability.

III. PROPOSED APPROACH FOR MATRIX-VECTOR MULTIPLICATION

In this section, we detail our approach for straggler resilient distributed matrix-vector multiplication in case of both homogeneous and heterogeneous worker nodes.

A. Homogeneous System

First we discuss our coded matrix-vector multiplication approach in the homogeneous system with resilience to up to $s = n - k_A$ stragglers. The overall procedure is given in Alg. 1. We partition matrix \mathbf{A} into k_A disjoint block columns as $\mathbf{A}_0, \mathbf{A}_1, \mathbf{A}_2, \dots, \mathbf{A}_{k_A-1}$, and assign a random linear combination of ω_A (weight) submatrices of \mathbf{A} to every worker node. Formally, we set $\omega_A = \min(s + 1, k_A)$, and assign a linear combination of $\mathbf{A}_i, \mathbf{A}_{i+1}, \mathbf{A}_{i+2}, \dots, \mathbf{A}_{i+\omega_A-1}$ (indices modulo k_A) to worker node W_i , for $i = 0, 1, 2, \dots, n - 1$, where the linear coefficients are chosen i.i.d. from a continuous distribution. Note that every worker node W_i has access to the vector \mathbf{x} . Once the fastest $\tau = k_A$ worker nodes return their computation results, the central node decodes $\mathbf{A}^T \mathbf{x}$. The following theorem establishes the resiliency of Alg. 1 to straggler nodes.

Theorem 1. Assume that a system has n worker nodes each of which can store $1/k_A$ fraction of matrix \mathbf{A} and the whole vector \mathbf{x} for the distributed matrix-vector multiplication $\mathbf{A}^T \mathbf{x}$. If we assign the jobs according to Alg. 1, we achieve resilience to any $s = n - k_A$ stragglers.

Proof. Case 1: First consider the case when $s < k_A$. Since we have partitioned the matrix \mathbf{A} into k_A disjoint block-columns, to recover $\mathbf{A}^T \mathbf{x}$, we need to decode all k_A vector unknowns, $\mathbf{A}_0^T \mathbf{x}, \mathbf{A}_1^T \mathbf{x}, \mathbf{A}_2^T \mathbf{x}, \dots, \mathbf{A}_{k_A-1}^T \mathbf{x}$. We denote the set of these k_A unknowns as \mathcal{B} . Now we choose an arbitrary set of k_A worker nodes. Each of these worker nodes corresponds to an equation in terms of ω_A of those k_A unknowns. We denote the set of k_A equations as \mathcal{C} , thus, $|\mathcal{B}| = |\mathcal{C}| = k_A$.

Now we consider a bipartite graph $\mathcal{G} = \mathcal{C} \cup \mathcal{B}$, where any vertex (equation) in \mathcal{C} is connected to some vertices (unknowns) in \mathcal{B} which participate in the corresponding equation. Our goal is to show the existence of a perfect matching among the vertices of \mathcal{C} and \mathcal{B} . We argue this according to Hall’s marriage theorem [27] for which we need to show that for any $\bar{\mathcal{C}} \subseteq \mathcal{C}$, the

Algorithm 1: Proposed scheme for distributed matrix-vector multiplication

Input : Matrix \mathbf{A} , vector \mathbf{x} , n -number of worker nodes, s -number of stragglers, storage

fraction $\gamma_A = \frac{1}{k_A}$; $s \leq n - k_A$.

- 1 Partition \mathbf{A} into k_A block-columns as $\mathbf{A} = [\mathbf{A}_0 \ \mathbf{A}_1 \ \dots \ \mathbf{A}_{k_A-1}]$;
- 2 Create a $n \times k_A$ random matrix \mathbf{R} with entries $r_{i,j}$, $0 \leq i \leq n - 1$ and $0 \leq j \leq k_A - 1$;
- 3 Set weight $\omega_A = \min(s + 1, k_A)$;
- 4 **for** $i \leftarrow 0$ **to** $n - 1$ **do**
 - 5 | Define $T = \{i, i + 1, \dots, i + \omega_A - 1\}$ (modulo k_A);
 - 6 | The central node creates a random linear combination of \mathbf{A}_q 's where $q \in T$, thus

$$\tilde{\mathbf{A}}_i = \sum_{q \in T} r_{i,q} \mathbf{A}_q$$
. Then, it assigns encoded submatrix $\tilde{\mathbf{A}}_i$ to worker node W_i ;
 - 7 | Worker node W_i computes $\tilde{\mathbf{A}}_i^T \mathbf{x}$;
- 8 **end**

Output : The central node recovers $\mathbf{A}^T \mathbf{x}$ from the results of the fastest k_A worker nodes.

cardinality of the neighbourhood of $\bar{\mathcal{C}}$, denoted as $\mathcal{N}(\bar{\mathcal{C}}) \subseteq \mathcal{B}$, is at least as large as $|\bar{\mathcal{C}}|$. Thus, for $|\bar{\mathcal{C}}| = m \leq k_A$, we need to show that $|\mathcal{N}(\bar{\mathcal{C}})| \geq m$.

Case 1a: First we consider the case that $m \leq 2s$, thus, we assume that m is equal to either $2p$ or $2p - 1$, where $1 \leq p \leq s$. Here we recall that the number of unknowns participating in any equation is $\omega_A = \min(s + 1, k_A)$, and the participating unknowns are shifted in a cyclic manner among the equations. If we choose any δ worker nodes out of the first k_A worker nodes ($W_0, W_1, W_2, \dots, W_{k_A-1}$), according to the proof of cyclic scheme in Appendix C in [5], the minimum number of total participating unknowns is $\min(\omega_A + \delta - 1, k_A)$. In other words, the first equation (among those δ equations) consists of ω_A unknowns, and then any additional equation includes at least one additional unknown until the number of total participating unknowns is k_A .

Now, according to Alg. 1, the same unknowns participate in two different equations corresponding to two different worker nodes, W_j and W_{k_A+j} , where $j = 0, 1, \dots, s - 1$. Thus for any $|\bar{\mathcal{C}}| = m = 2p, 2p - 1 \leq 2s$, we have $|\mathcal{N}(\bar{\mathcal{C}})| \geq \min(\omega_A + \lceil m/2 \rceil - 1, k_A) = \min(\omega_A + p - 1, k_A)$. Now, since $\omega_A = \min(s + 1, k_A)$, we can say that $|\mathcal{N}(\bar{\mathcal{C}})| \geq \min(s + p, k_A) \geq m$.

Case 1b: Now we consider the remaining case where $m = 2s + q$, $1 \leq q \leq k_A - 2s$. We need to find the minimum number of unknowns which participate in any set of m equations. As we have discussed before, the same unknowns participate in two different equa-

tions corresponding to two different worker nodes, W_j and W_{k_A+j} , where $j = 0, 1, \dots, s-1$. Thus, the additional q equations will correspond to at least q additional unknowns. Therefore, $|\mathcal{N}(\bar{\mathcal{C}})| \geq \min(\omega_A + \lceil 2s/2 \rceil + q - 1, k_A)$. Now, since $\omega_A = \min(s+1, k_A)$, we have, $|\mathcal{N}(\bar{\mathcal{C}})| \geq \min(2s+q, k_A) \geq m$.

Thus, in this case when $s < k_A$, for any \mathcal{C} , we have shown that $|\mathcal{N}(\bar{\mathcal{C}})| \geq |\bar{\mathcal{C}}|$. So, there exists a perfect matching among the vertices of \mathcal{C} and \mathcal{B} according to Hall's marriage theorem. Now we consider the largest matching where the vertex $c_i \in \mathcal{C}$ is matched to the vertex $b_j \in \mathcal{B}$, which indicates that b_j participates in the equation corresponding to c_i . Let us consider a $k_A \times k_A$ system matrix where row i corresponds to the equation associated to c_i where b_j participates. Let us replace row i of the system matrix by \mathbf{e}_j where \mathbf{e}_j is a unit row-vector of length k_A with the j -th entry being 1, and 0 otherwise. Thus we have a $k_A \times k_A$ matrix where each row has only one non-zero entry which is 1. Since we have a perfect matching, this $k_A \times k_A$ matrix will have only one non-zero entry in every column. This is a permutation of the identity matrix, and, thus, is full rank. Since the matrix is full rank for a choice of definite values, according to Schwartz-Zippel lemma [28], the matrix continues to be full rank for random choices of non-zero entries. Thus, the central node can recover all k_A unknowns from any set of k_A worker nodes.

Case 2: Next consider the case when $s \geq k_A$. In this case, $\omega_A = \min(s+1, k_A) = k_A$, thus all the worker nodes are assigned linear combinations of k_A submatrices. Since the entries are chosen randomly from a continuous distribution, we can say that any $k_A \times k_A$ submatrix of the $n \times k_A$ system matrix is full rank. Thus we can recover all k_A unknowns from the returned results of any k_A out of n worker nodes. ■

Remark 1. While our proposed method is applicable for any values of s and k_A , it is particularly impactful if $s < k_A - 1$ (thus, $\omega_A < k_A$), i.e., the percentage of the number of stragglers is less than 50% of the total number of nodes (which is the most common case). In these cases, the encoded submatrices have less weights than the dense coded approaches [4], [12], [13] which reduces the communication time and the worker node computation time for sparse matrices.

Example 1. Consider a system with $n = 12$ worker nodes each of which can store $1/10$ fraction of matrix \mathbf{A} . We partition matrix \mathbf{A} into $k_A = 10$ disjoint block-columns, $\mathbf{A}_0, \mathbf{A}_1, \dots, \mathbf{A}_9$. According to Alg. 1, we set the weight $\omega_A = \min(s+1, k_A) = \min(n - k_A + 1, k_A) = 3$, and assign random linear combinations of submatrices $\mathbf{A}_i, \mathbf{A}_{i+1}, \mathbf{A}_{i+2}$ (indices modulo 10) to worker node W_i , for $i = 0, 1, 2, \dots, 11$, as shown in Fig. 1. Since there are 12 equations (in other words,

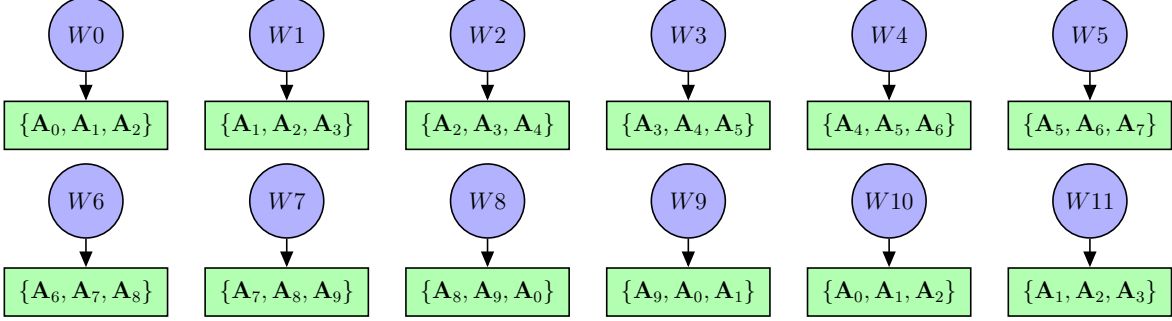


Fig. 1: Submatrix allocation for $n = 12$ workers and $s = 2$ stragglers, with $\gamma_A = \frac{1}{10}$ according to Alg. 1. Here, the weight of every submatrix is $\omega_A = \min(s + 1, k_A) = 3$. Any $\{A_i, A_j, A_k\}$ indicates a random linear combination of the corresponding submatrices where the coefficients are chosen i.i.d. at random from a continuous distribution.

12 worker nodes) in terms of 10 unknowns, we have a 12×10 system matrix. According to the proof of Theorem 1, any 10×10 submatrix of that system matrix is full-rank. So our proposed scheme has a recovery threshold $\tau = k_A = 10$, and it is resilient to any $s = 2$ worker nodes.

B. Extension to Heterogeneous System

In this section, we extend our approach in Alg. 1 to a heterogeneous system of \bar{n} worker nodes where the nodes may have different computation speeds and communication speeds. We assume that we have λ different types of devices in the system, with worker node type $j = 0, 1, \dots, \lambda - 1$. Now, suppose that α is the number of the assigned columns and β is the number of processed columns per unit time in the “weakest” type node. In this scenario, we assume that a worker node W_i of type- j receives $c_{ij}\alpha$ coded columns of data matrix \mathbf{A} and has a computation speed $c_{ij}\beta$, where W_i is of client type j and $c_{ij} \geq 1$ is an integer. Thus, a higher c_{ij} indicates a “stronger” type node W_i which has a c_{ij} times higher memory and can process at a c_{ij} times higher computation speed than the “weakest” type node. Note that $\lambda = 1$ and all $c_{ij} = 1$ lead us to the homogeneous system discussed in Sec. III-A where $0 \leq i \leq n - 1$ and $j = 0$.

Assume that the “weakest” type worker node requires μ units of time to process α columns of \mathbf{A} . Thus, any node W_i of type j can process $c_{ij}\alpha$ columns in time μ . In this scenario, if W_i is of type j worker node, from the computation and storage perspective, W_i can be considered as a combination of $c_{ij} \geq 1$ worker nodes of the “weakest” type. Thus, \bar{n} worker nodes in the heterogeneous system can be thought as homogeneous system of $n = \sum_{i=0}^{\bar{n}-1} c_{ij}$ worker nodes of the “weakest” type. In other words, the worker node W_k in the heterogeneous system ($0 \leq k \leq \bar{n} - 1$) can be thought as a combination of worker nodes $\bar{W}_m, \bar{W}_{m+1}, \dots, \bar{W}_{m+c_{kj}-1}$ in

a homogeneous setting, where $m = \sum_{i=0}^{k-1} c_{ij}$ and W_k is of type j worker node. Now, for any worker node index \bar{k}_A (such that $0 \leq \bar{k}_A \leq \bar{n} - 1$), we define $k_A = \sum_{i=0}^{\bar{k}_A-1} c_{ij}$ and $s = \sum_{i=\bar{k}_A}^{\bar{n}-1} c_{ij}$, so, $n = \sum_{i=0}^{\bar{n}-1} c_{ij} = k_A + s$. Thus, a heterogeneous system of \bar{n} worker nodes can be thought as a homogeneous system $n = k_A + s$ nodes, for any \bar{k}_A ($0 \leq \bar{k}_A \leq \bar{n} - 1$). Now we state the following corollary (of Theorem 1) for the heterogeneous system.

Corollary 1. Consider a heterogeneous system of \bar{n} nodes of different types and assume any \bar{k}_A (where $0 \leq \bar{k}_A \leq \bar{n} - 1$). Now, if the jobs are assigned to the modified homogeneous system of $n = k_A + s$ “weakest” type worker nodes according to Alg. 1, the system (a) will be resilient to s such nodes and (b) will provide a Q/Δ value as 1.

Proof. We first modify the heterogeneous system of \bar{n} nodes to a homogeneous system of $n = k_A + s$ nodes which are of the “weakest” type. Now, we assign the jobs to this homogeneous system according to Alg. 1 and each node is assigned $1/k_A$ -th fraction of the whole job. Thus, according to Theorem 1, we have resilience to *any* s nodes, which concludes the proof of (a).

Next, according to Alg. 1, we partition matrix \mathbf{A} into k_A block-columns, thus, we have total $\Delta = k_A$ submatrix products to be decoded to recover $\mathbf{A}^T \mathbf{x}$. Now according to part (a) of this proof, in the modified homogeneous system of n worker nodes, we assign c_{ij} tasks to worker node W_i which is of type j . Thus, we assign, in total, $n = \sum_{i=0}^{\bar{n}-1} c_{ij}$ tasks, and the scheme is resilient to any $s = \sum_{i=\bar{k}_A}^{\bar{n}-1} c_{ij}$ tasks. Thus, all the unknowns can be recovered from *any* $n - s = \sum_{i=0}^{\bar{k}_A-1} c_{ij} = k_A$ submatrix products, hence $Q = k_A$. Thus, we have $Q/\Delta = 1$. ■

As we have discussed in Sec. III-A, under the assumption that each worker node has been assigned $1/k_A$ fraction of the whole job, our proposed approach for a homogeneous system can be resilient to any s stragglers out of $n = k_A + s$ worker nodes. Now, the heterogeneous system of \bar{n} worker nodes is resilient to $s = \sum_{i=\bar{k}_A}^{\bar{n}-1} c_{ij}$ block-column processing, where each worker node has been assigned $1/k_A$ fraction of the whole job. Varying the indexing of the worker nodes depending on different node types or changing the value of \bar{k}_A , one can decrease (or increase) the per worker load of the job, which can increase (or decrease) the value of \bar{s} . The number of actual stragglers that the system is resilient to can vary depending on the worker node types.

Example 2. Consider the example in Fig. 2 consisting of $\bar{n} = 7$ worker nodes. Let us assume, W_0 and W_1 are of type 1 worker nodes each of which receives twice as many coded columns of \mathbf{A} than each of W_2, W_3, W_4, W_5 and W_6 , which are of type 0 nodes. In other words, $c_{ij} = 2$

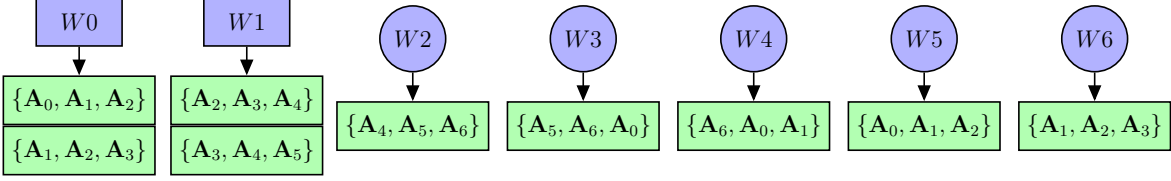


Fig. 2: A heterogeneous system where $\bar{n} = 7$ and $\bar{k}_A = 5$, thus $n = 9$ and $k_A = 7$. Each of W_0 and W_1 is assigned twice the load of each of W_2, W_3, \dots, W_6 . After the job assignment, the system is resilient to stragglers.

when $i = 0, 1$ and $c_{ij} = 1$ when $2 \leq i \leq 6$, thus, $n = \sum_{i=0}^{\bar{n}-1} c_{ij} = 9$. Now assume that $\bar{k}_A = 5$, thus $k_A = \sum_{i=0}^{\bar{k}_A-1} c_{ij} = 7$, and $s = \sum_{i=\bar{k}_A}^{\bar{n}-1} c_{ij} = 2$. So, each weakest device is assigned $1/7$ -th fraction of the whole job. It can be verified that this scheme is resilient to any $s = 2$ block-column processing, in other words, it is resilient to any *two* type 0 nodes or any *one* type 1 node.

Moreover, for the heterogeneous setting, our proposed approach provides a Q/Δ value to be 1, which indicates that the central node can recover all $\Delta = 7$ unknowns from *any* $Q = 7$ block-products. In this example, W_0 and W_1 are assigned multiple jobs and our proposed approach can efficiently utilize their partial computations if any of them is slower than their rated speed. For instance, assume that W_6 is a failure, and W_0 is slower and able to compute one (out of two) of the submatrix products while each of W_1, W_2, \dots, W_5 completes its respective assigned job. Then, the central node can recover all the submatrix products from the successful worker nodes with the help of the partial computations done by W_0 .

Remark 2. It is well-known in the cloud computation that the low-cost machines (which are the “weaker” ones) are the most probable ones to straggle. In that case, the number of stragglers that our proposed heterogeneous matrix computation scheme can be resilient to will be higher.

IV. PROPOSED APPROACH FOR MATRIX-VECTOR MULTIPLICATION

A. Homogeneous System

First, we discuss our distributed matrix-matrix multiplication approach for the homogeneous system with resilience to $s = n - k_A k_B$ stragglers where $s \leq \max(k_A, k_B)$. Without loss of generality, we can assume that $k_A \geq k_B$, thus, $s \leq k_A$. The assumption is that each node stores the equivalent of $1/k_A$ and $1/k_B$ fractions (of block-columns) of matrices **A** and **B**, respectively. Thus, if a node multiplies its respective assignments from **A** and **B**, it completes $1/k_{AB}$ fraction

Algorithm 2: Proposed scheme for distributed matrix-matrix multiplication

Input : Matrix \mathbf{A} , vector \mathbf{B} , n -number of worker nodes, s -number of stragglers,

storage fraction $\gamma_A = \frac{1}{k_A}$ and $\gamma_B = \frac{1}{k_B}$; $s \leq n - k_A k_B \leq \max(k_A, k_B)$.

- 1 Partition \mathbf{A} and \mathbf{B} into k_A and k_B block-columns, respectively;
- 2 Create a $n \times k_A$ random matrix \mathbf{R}_A with entries $r_{i,j}^A$, $0 \leq i \leq n - 1$ and $0 \leq j \leq k_A - 1$;
- 3 Create a $n \times k_B$ random matrix \mathbf{R}_B with entries $r_{i,j}^B$, $0 \leq i \leq n - 1$ and $0 \leq j \leq k_B - 1$;
- 4 Set weights ω_A and ω_B (where $\omega_A \geq \omega_B$) in such a way that $\omega_A \omega_B > s$, $1 < \omega_A < k_A$ and $1 < \omega_B < k_B$;
- 5 **for** $i \leftarrow 0$ **to** $n - 1$ **do**
 - 6 | Define $T = \{i, i + 1, \dots, i + \omega_A - 1\}$ (modulo k_A);
 - 7 | Create a random linear combination of \mathbf{A}_q 's where $q \in T$, thus $\tilde{\mathbf{A}}_i = \sum_{q \in T} r_{i,q}^A \mathbf{A}_q$;
 - 8 | Set $j = \lfloor i/k_A \rfloor$, and define $S = \{j, j + 1, \dots, j + \omega_B - 1\}$ (modulo k_B);
 - 9 | Create a random linear combination of \mathbf{B}_q 's where $q \in S$, thus $\tilde{\mathbf{B}}_i = \sum_{q \in S} r_{i,q}^B \mathbf{B}_q$;
 - 10 | The central node assigns encoded submatrices $\tilde{\mathbf{A}}_i$ and $\tilde{\mathbf{B}}_i$ to worker node W_i ;
 - 11 | Worker node W_i computes $\tilde{\mathbf{A}}_i^T \tilde{\mathbf{B}}_i$;
- 12 **end**

Output : The central node recovers $\mathbf{A}^T \mathbf{B}$ from the the fastest $k_A k_B$ worker nodes.

of overall job of computing $\mathbf{A}^T \mathbf{B}$, where $k_{AB} = k_A k_B$. The overall procedure is given in Alg. 2.

In our approach, we partition matrices \mathbf{A} and \mathbf{B} into k_A and k_B disjoint block columns, respectively, as $\mathbf{A}_0, \mathbf{A}_1, \mathbf{A}_2, \dots, \mathbf{A}_{k_A-1}$ and $\mathbf{B}_0, \mathbf{B}_1, \mathbf{B}_2, \dots, \mathbf{B}_{k_B-1}$, respectively. Next, we set ω_A and ω_B in such a way so that $\omega_A \omega_B > s$; and assign a random linear combination of ω_A (weight) submatrices of \mathbf{A} and another random linear combination of ω_B (weight) submatrices of \mathbf{B} to every worker node where $1 < \omega_A < k_A$ and $1 < \omega_B < k_B$. It should be noted that for a given storage fraction $\gamma_A = 1/k_A$ (or $\gamma_B = 1/k_B$) of matrix \mathbf{A} (or \mathbf{B}) for each of the worker nodes, the case $\omega_A = 1$ (or $\omega_B = 1$) leads to an approach which provides suboptimal performance in terms of number of stragglers that the system is resilient to [5].

Formally, we assign a random linear combination of $\mathbf{A}_i, \mathbf{A}_{i+1}, \dots, \mathbf{A}_{i+\omega_A-1}$ (indices of \mathbf{A} are reduced modulo k_A) to worker node W_i , $0 \leq i \leq n - 1$. Thus, we can say that the participating

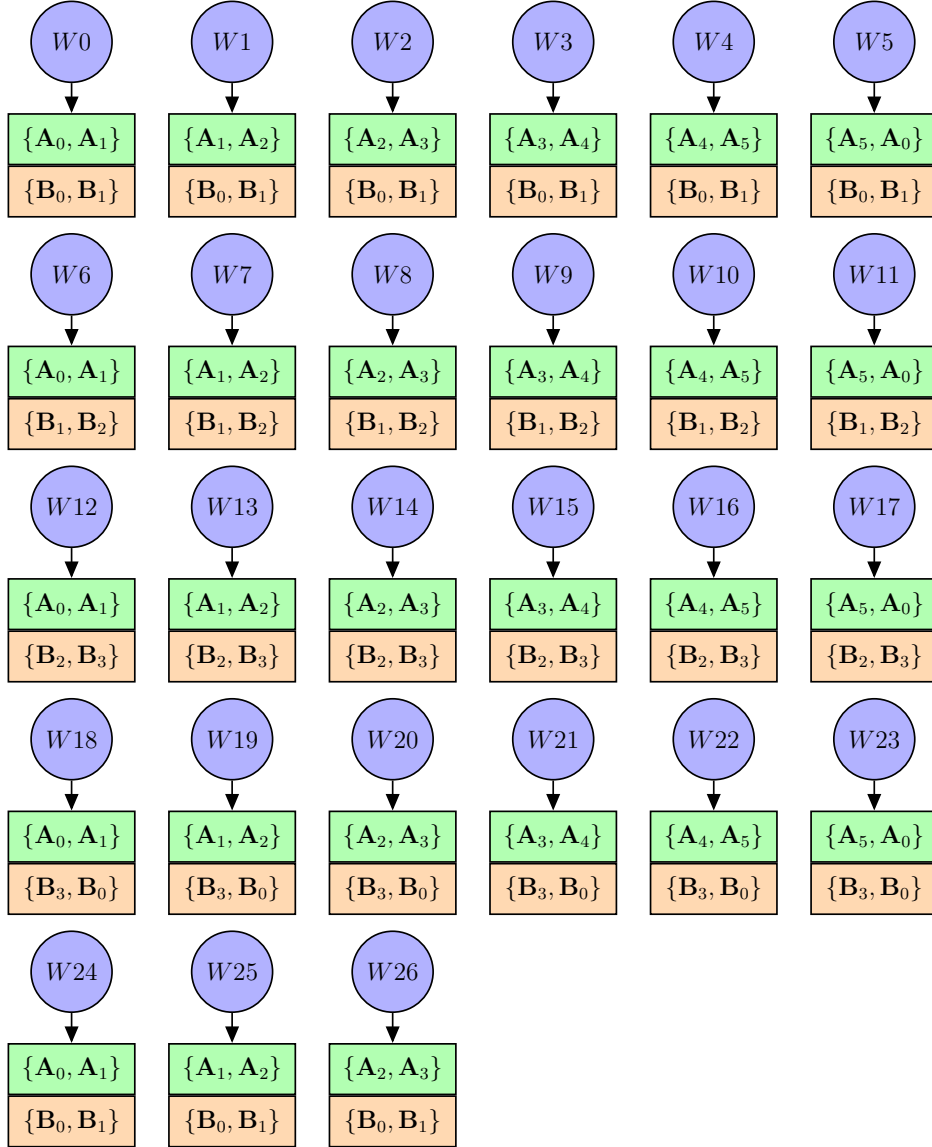


Fig. 3: Submatrix allocation according to Alg. 2 when $n = 27$ and $s = 3$, with $\gamma_A = \frac{1}{6}$ and $\gamma_B = \frac{1}{4}$. The weights of the submatrices are $\omega_A = \omega_B = 2$. Any assignment $\{\mathbf{A}_i, \mathbf{A}_j\}$ or $\{\mathbf{B}_i, \mathbf{B}_j\}$ indicates a random linear combination of the corresponding submatrices where the coefficients are chosen i.i.d. at random from a continuous distribution.

submatrices of \mathbf{A} are shifted in a cyclic manner over all n worker nodes. Next we set $j = \lfloor i/k_A \rfloor$, and assign $\mathbf{B}_j, \mathbf{B}_{j+1}, \dots, \mathbf{B}_{j+\omega_B-1}$ (indices of \mathbf{B} are reduced modulo k_B) to worker node W_i . Once the fastest $\tau = k_A k_B$ worker nodes finish and return their computation results, the central node can recover all the unknowns in the form of $\mathbf{A}_u^T \mathbf{B}_v$, where $0 \leq u \leq k_A - 1$ and $0 \leq v \leq k_B - 1$.

Example 3. Consider the example in Fig. 3 where $n = 27, \gamma_A = 1/6$ and $\gamma_B = 1/4$. So, we

partition \mathbf{A} and \mathbf{B} into $k_A = 6$ and $k_B = 4$ block-columns, respectively. In each node, we assign one coded submatrix from \mathbf{A} and one from \mathbf{B} which are linear combinations of $\omega_A = \omega_B = 2$ uncoded submatrices with coefficients chosen i.i.d. at random from a continuous distribution. It can be verified that this scheme is resilient to $s = n - k_A k_B = 3$ stragglers. In what follows, we will use this example several times to describe different structures and properties of our scheme.

1) *Structure of the Job Assignment:* To describe the structure of the proposed scheme, first we partition the worker nodes into k_A disjoint classes, denoted by \mathcal{M}_i 's, where any \mathcal{M}_i consists of all the worker nodes W_j 's if $j \equiv i \pmod{k_A}$. In other words, $\mathcal{M}_i = \{W_i, W_{k_A+i}, W_{2k_A+i}, \dots\}$, for $i = 0, 1, 2, \dots, k_A - 1$. Since $n = k_A k_B + s \leq k_A(k_B + 1)$ (as $s \leq k_A$), we can say $|\mathcal{M}_i|$ is either k_B or $k_B + 1$. Moreover, according to our proposed scheme, the participating \mathbf{A} submatrices are the same over all the worker nodes in any \mathcal{M}_i . For instance, in Example 3, we have $\mathcal{M}_0 = \{W_0, W_6, W_{12}, W_{18}, W_{24}\}$, and random linear combinations of \mathbf{A}_0 and \mathbf{A}_1 are assigned to all the corresponding worker nodes. At this point, we define a set, $\mathcal{D}_i^A = \{\mathbf{A}_i, \mathbf{A}_{i+1}, \dots, \mathbf{A}_{i+\omega_A-1}\}$, which consists of the participating \mathbf{A} submatrices corresponding to worker node set \mathcal{M}_i , where the indices are reduced modulo k_A . Now we state the following claim which gives a lower bound for the cardinality of the union of any arbitrary number of \mathcal{D}_i^A 's.

Claim 1. Consider any q sets of \mathcal{D}_i^A 's, $q \leq k_A - \omega_A + 1$, denoted w.l.o.g., $\bar{\mathcal{D}}_j^A$, $0 \leq j \leq q - 1$ arbitrarily. Then $\left| \bigcup_{j=0}^{q-1} \bar{\mathcal{D}}_j^A \right| \geq \omega_A + q - 1$.

Proof. From the definition of \mathcal{D}_i^A above, we can say that the participating uncoded \mathbf{A} submatrices are shifted in a cyclic fashion within $\mathcal{D}_0^A, \mathcal{D}_1^A, \dots, \mathcal{D}_{k_A-1}^A$. Thus, according to the proof of cyclic scheme in Appendix C in [5], the minimum number of total constituent \mathbf{A} submatrices within any L of \mathcal{D}_i^A 's is $\min(\omega_A + L - 1, k_A)$. Now consider any q arbitrary $\bar{\mathcal{D}}_j^A$'s, $0 \leq j \leq q - 1$. Thus, $\left| \bigcup_{j=0}^{q-1} \bar{\mathcal{D}}_j^A \right| \geq \min(\omega_A + q - 1, k_A) \geq \omega_A + q - 1$, since $q \leq k_A - \omega_A + 1$. \blacksquare

Example 4. Consider Example 3 in Fig. 3 where $k_A = 6$ and $\omega_A = 2$. Now, choose any arbitrary $q \leq 5$ sets of \mathcal{D}_i^A 's. For example, we choose $q = 3$ of \mathcal{D}_i^A 's, such as $\mathcal{D}_0^A, \mathcal{D}_1^A$ and \mathcal{D}_3^A (w.l.o.g. we can denote them as $\bar{\mathcal{D}}_0^A, \bar{\mathcal{D}}_1^A$ and $\bar{\mathcal{D}}_2^A$). Then, according to Claim 1 we have, $|\mathcal{D}_0^A \cup \mathcal{D}_1^A \cup \mathcal{D}_3^A| = |\bar{\mathcal{D}}_0^A \cup \bar{\mathcal{D}}_1^A \cup \bar{\mathcal{D}}_2^A| \geq \omega_A + 2 = 4$. It indicates that the total number of constituent \mathbf{A} submatrices within $\mathcal{M}_0, \mathcal{M}_1$ and \mathcal{M}_3 is lower bounded by 4. It can be verified from Fig. 3 that the exact number is 5, where $\mathcal{D}_0^A = \{\mathbf{A}_0, \mathbf{A}_1\}$, $\mathcal{D}_1^A = \{\mathbf{A}_1, \mathbf{A}_2\}$ and $\mathcal{D}_3^A = \{\mathbf{A}_3, \mathbf{A}_4\}$.

Now, in our approach, according to Alg. 2, the participating \mathbf{B} submatrices are shifted in a cyclic fashion over the worker nodes of any \mathcal{M}_i . For instance, in Example 3, the participating submatrices, $\mathbf{B}_0, \mathbf{B}_1, \mathbf{B}_2$ and \mathbf{B}_3 , are shifted in a cyclic fashion within the worker nodes of \mathcal{M}_0 , i.e., W_0, W_6, W_{12}, W_{18} and W_{24} . Next, in the following claim, we find the minimum number of participating unknowns (in the form of $\mathbf{A}_u^T \mathbf{B}_v$) within any δ worker nodes from any \mathcal{M}_q .

Claim 2. Consider \mathcal{M}_q , $0 \leq q \leq k_A - 1$. Denote the minimum of total number of participating unknowns (in the form of $\mathbf{A}_i^T \mathbf{B}_j$) within any δ worker nodes from \mathcal{M}_q by ρ . Then

$$\rho = \begin{cases} \omega_A \times \omega_B & \text{if } \delta = 1 ; \\ \omega_A \times \min(\omega_B + \delta - 1, k_B) & \text{if } |\mathcal{M}_q| = k_B \text{ and } \delta \geq 2 ; \\ \omega_A \times \min(\omega_B + \delta - 2, k_B) & \text{if } |\mathcal{M}_q| = k_B + 1 \text{ and } \delta \geq 2 . \end{cases}$$

Proof. Consider the case when $|\mathcal{M}_q| = k_B$. The participating uncoded \mathbf{B} submatrices are shifted in a cyclic fashion within the worker nodes of \mathcal{M}_q . Thus according to the proof of cyclic scheme in Appendix C in [5], the minimum number of constituent \mathbf{B} submatrices within any δ worker nodes of \mathcal{M}_q is $\min(\omega_B + \delta - 1, k_B)$ if $\delta \geq 1$. Now the coded \mathbf{B} submatrices are multiplied by linear combinations of the same ω_A submatrices, thus the minimum of total number of participating unknowns is $\rho = \omega_A \times \min(\omega_B + \delta - 1, k_B)$. It subsumes the case, $\delta = 1$.

Next, when $|\mathcal{M}_q| = k_B + 1$, there are two worker nodes within \mathcal{M}_q where the participating uncoded \mathbf{B} submatrices are the same. Thus in that case, $\rho = \omega_A \times \omega_B$ for $\delta = 1, 2$. Other than that, similar to the previous case, the participating uncoded \mathbf{B} submatrices are shifted in a cyclic fashion within the worker nodes of \mathcal{M}_q . Thus, $\rho = \omega_A \times \min(\omega_B + \delta - 2, k_B)$, if $\delta \geq 2$. ■

2) *Rearrangement of \mathcal{M}_i 's:* Before moving forward to the necessary theorem and corresponding claims, we discuss a pre-processing step that rearranges the \mathcal{M}_i 's. Choose any arbitrary m worker nodes ($m \leq k_A k_B$), and assume that δ_i worker nodes have been chosen from \mathcal{M}_i , for $0 \leq i \leq k_A - 1$, so that $\sum_{i=0}^{k_A-1} \delta_i = m$. Now, we rearrange the \mathcal{M}_i 's in the following process.

(i) We rearrange the δ_i 's in a decreasing sequence so that $\tilde{\delta}_0 \geq \tilde{\delta}_1 \geq \tilde{\delta}_2 \geq \dots \geq \tilde{\delta}_{k_A-1}$ and rename the corresponding \mathcal{M}_i 's as $\tilde{\mathcal{M}}_i$'s so that $\tilde{\delta}_i$ worker nodes have been chosen from $\tilde{\mathcal{M}}_i$.

(ii) If multiple δ_i 's are equal, we place the \mathcal{M}_i 's first which have smaller cardinality. In other words, if $\delta_i = \delta_j$ for any $i, j \leq k_A - 1$, where $|\mathcal{M}_i| = k_B$ and $|\mathcal{M}_j| = k_B + 1$, then we place \mathcal{M}_i first (i.e., rename as $\tilde{\mathcal{M}}_k$ for some k) and then we place \mathcal{M}_j (rename as $\tilde{\mathcal{M}}_{k+1}$).

Now, we denote ρ_0 as the minimum of total number of participating unknowns (in the form of $\mathbf{A}_i^T \mathbf{B}_j$) within the $\tilde{\delta}_0$ worker nodes of $\tilde{\mathcal{M}}_0$. Thus, according to Claim 2,

$$\rho_0 = \begin{cases} \omega_A \times \omega_B & \text{if } \tilde{\delta}_0 = 1 ; \\ \omega_A \times \min(\omega_B + \tilde{\delta}_0 - 1, k_B) & \text{if } |\mathcal{M}_q| = k_B \text{ and } \tilde{\delta}_0 \geq 2 ; \\ \omega_A \times \min(\omega_B + \tilde{\delta}_0 - 2, k_B) & \text{if } |\mathcal{M}_q| = k_B + 1 \text{ and } \tilde{\delta}_0 \geq 2 . \end{cases} \quad (1)$$

After that, we move to $\tilde{\mathcal{M}}_1, \tilde{\mathcal{M}}_2, \dots, \tilde{\mathcal{M}}_{k_A - \omega_A}$, sequentially, to find the number of additional participating unknowns within the corresponding $\tilde{\delta}_i$ worker nodes of $\tilde{\mathcal{M}}_i$, where $1 \leq i \leq k_A - 1$.

We denote ρ_i as the minimum number of such additional participating unknowns in $\tilde{\mathcal{M}}_i$.

Here, according to Claim 1, $\left| \bigcup_{j=0}^0 \tilde{\mathcal{D}}_j^A \right| \geq \omega_A$ and $\left| \bigcup_{j=0}^1 \tilde{\mathcal{D}}_j^A \right| \geq \omega_A + 1$. Thus, there will be at least one additional participating \mathbf{A} submatrix in $\tilde{\mathcal{M}}_0 \cup \tilde{\mathcal{M}}_1$ in comparison to $\tilde{\mathcal{M}}_0$, and the property will continue to hold until we consider the set $\tilde{\mathcal{M}}_0 \cup \tilde{\mathcal{M}}_1 \cup \dots \cup \tilde{\mathcal{M}}_{k_A - \omega_A}$. Now, since the \mathbf{B} submatrices (which will be multiplied by the additional \mathbf{A} submatrix) are shifted in a cyclic fashion within any $\tilde{\mathcal{M}}_i$, so we can write

$$\rho_i = \begin{cases} \omega_B & \text{if } \tilde{\delta}_i = 1 ; \\ \min(\omega_B + \tilde{\delta}_i - 1, k_B) & \text{if } |\tilde{\mathcal{M}}_i| = k_B \text{ and } \tilde{\delta}_i \geq 2 \\ \min(\omega_B + \tilde{\delta}_i - 2, k_B) & \text{if } |\tilde{\mathcal{M}}_i| = k_B + 1 \text{ and } \tilde{\delta}_i \geq 2 \end{cases} \quad (2)$$

for $1 \leq i \leq k_A - \omega_A$. Note that, ρ_i has a trivial lower bound, *zero*, when $k_A - \omega_A + 1 \leq i \leq k_A - 1$.

Now we state the following corollary which is a special case of Lemma 1 stated later in this section. The lemma (hence, the corollary) provides a lower bound on the minimum number of participating unknowns (in the form of $\mathbf{A}_u^T \mathbf{B}_v$) in the equations from any arbitrary m nodes. Here, we assume that $k_A \geq k_B$. Note that, if $k_B > k_A$, we can compute $\mathbf{A}^T \mathbf{B}$ as $(\mathbf{B}^T \mathbf{A})^T$ without any additional computational cost. Thus, we can assume $k_A \geq k_B$ without loss of generality.

Corollary 2. (Corollary of upcoming Lemma 1) For any arbitrary $k_A \geq 3$ and $k_B \geq 3$ (where $k_A \geq k_B$ without loss of generality), let us assign the jobs to $n = k_A k_B + s$ (where $s \leq 3$) worker nodes according to Alg. 2 using $\omega_A = \omega_B = 2$. Then the total number of participating unknowns (in the form of $\mathbf{A}_i^T \mathbf{B}_j$) within any m worker nodes ($m \leq k_A k_B$) is at least m .

Proof. First, we choose any arbitrary $m \leq k_A k_B$ worker nodes out of all n nodes. As discussed in the preprocessing step above, we choose $\tilde{\delta}_i$ worker nodes from the set $\tilde{\mathcal{M}}_i$, thus, $\sum_{i=0}^{k_A - 1} \tilde{\delta}_i = m$. Moreover, the minimum number of participating unknowns in $\tilde{\mathcal{M}}_0$ is denoted by ρ_0 as given

by (1). The minimum number of additional participating unknowns from $\tilde{\mathcal{M}}_i$ is denoted by ρ_i and given by (2) when $1 \leq i \leq k_A - \omega_A$ or trivially lower bounded by *zero* for other values of i when $k_A - \omega_A + 1 \leq i \leq k_A - 1$. Thus, the minimum number of participating unknowns in these m worker nodes is at least $\sum_{i=0}^{k_A-1} \tilde{\rho}_i = \sum_{i=0}^{k_A-\omega_A} \tilde{\rho}_i + \sum_{i=k_A-\omega_A+1}^{k_A-1} \tilde{\rho}_i \geq \sum_{i=0}^{k_A-\omega_A} \tilde{\rho}_i$. In this corollary, $\omega_A = 2$. Thus, in order to prove the corollary, it is sufficient to prove that

$$\sum_{i=0}^{k_A-2} \rho_i \geq \sum_{i=0}^{k_A-1} \tilde{\delta}_i. \quad (3)$$

Now we carry out the following exhaustive case analysis and we show that for every case, (3) is true. Here, according to the pre-processing step (i) for the rearrangement of \mathcal{M}_i 's in Sec. IV-A2, we have $\tilde{\delta}_0 \geq \tilde{\delta}_1 \geq \tilde{\delta}_2 \geq \dots \geq \tilde{\delta}_{k_A-1}$. Since $n = k_A k_B + s$ and $s \leq 3 \leq k_A$, any $\tilde{\delta}_i$ can have a value at most $k_B + 1$. The cases are based on different values of $\tilde{\delta}_0$: in case 1, we assume $1 \leq \tilde{\delta}_0 \leq k_B$ and in case 2, we assume that $\tilde{\delta}_0 = k_B + 1$. Moreover, since $s \leq 3$ and $m \leq k_A k_B$, there can be at most three $\tilde{\delta}_i$'s which can have value $k_B + 1$. We discuss those in Cases 2a, 2b and 2c, respectively.

Case 1: $1 \leq \tilde{\delta}_0 \leq k_B$. If, $\tilde{\delta}_0 = 1$ or $1 < \tilde{\delta}_0 \leq k_B$, since $\omega_A = \omega_B = 2$, according to (1), we have, $\rho_0 \geq 2\tilde{\delta}_0 \geq \tilde{\delta}_0 + \tilde{\delta}_{k_A-1}$, as $\tilde{\delta}_{k_A-1} \leq \tilde{\delta}_0$. Now, according to (2), for $1 \leq i \leq k_A - 2$, we have $\rho_i \geq \tilde{\delta}_i$. Thus, $\sum_{i=0}^{k_A-2} \rho_i = \rho_0 + \sum_{i=1}^{k_A-2} \rho_i \geq \tilde{\delta}_0 + \tilde{\delta}_{k_A-1} + \sum_{i=1}^{k_A-2} \tilde{\delta}_i = \sum_{i=0}^{k_A-1} \tilde{\delta}_i$; hence, (3) is true.

Case 2: $\tilde{\delta}_0 = k_B + 1$. In this case, since $\omega_A = \omega_B = 2$, we have $\rho_0 = 2k_B$ according to (1). Now, for simplicity we consider the following three sub-cases.

Case 2a: $\tilde{\delta}_0 = k_B + 1$ and $\tilde{\delta}_1 \leq k_B$. Since $\sum_{i=0}^{k_A-1} \tilde{\delta}_i = m \leq k_A k_B$ and $\tilde{\delta}_0 = k_B + 1$, $\tilde{\delta}_{k_A-1}$ can be at most $k_B - 1$. Thus $\rho_0 = 2k_B \geq \tilde{\delta}_0 + \tilde{\delta}_{k_A-1}$. Thus similar to Case 1, we can say that (3) is true.

Case 2b: $\tilde{\delta}_0 = \tilde{\delta}_1 = k_B + 1$ and $\tilde{\delta}_2 \leq k_B$. In this case, $\rho_0 + \rho_1 = 3k_B$. Now, $m = \sum_{i=0}^{k_A-1} \tilde{\delta}_i \leq k_A k_B$ which indicates that $\sum_{i=2}^{k_A-1} \tilde{\delta}_i \leq (k_A - 2)k_B - 2$ and we know that $\tilde{\delta}_i$'s are arranged in a non-increasing order. Thus, it can happen that $\tilde{\delta}_{k_A-1} \leq k_B - 2$ or $\tilde{\delta}_{k_A-1} = \tilde{\delta}_{k_A-2} = k_B - 1$. If $\tilde{\delta}_{k_A-1} \leq k_B - 2$, we have

$$\tilde{\delta}_0 + \tilde{\delta}_1 + \tilde{\delta}_{k_A-1} + \sum_{i=2}^{k_A-2} \tilde{\delta}_i = k_B + 1 + k_B + 1 + k_B - 2 + \sum_{i=2}^{k_A-2} \tilde{\delta}_i \leq \rho_0 + \rho_1 + \sum_{i=2}^{k_A-2} \rho_i,$$

where the last inequality follows from (2). Hence, we are done since $\sum_{i=0}^{k_A-2} \rho_i \geq \sum_{i=0}^{k_A-2} \tilde{\delta}_i$, as we know $\rho_i \geq \tilde{\delta}_i$ for $i = 2, 3, \dots, k_A - 2$.

The remaining case is, $\tilde{\delta}_{k_A-1} = \tilde{\delta}_{k_A-2} = k_B - 1$. Now, since the corollary aims at resilience to at most *three* stragglers, there can be at most *three* $\tilde{\mathcal{M}}_i$'s which have cardinality $k_B + 1$. But, $\tilde{\delta}_0 = \tilde{\delta}_1 = k_B + 1$, and thus, there can be at most *one* more $\tilde{\mathcal{M}}_i$ left with cardinality $k_B + 1$. So, either both of $\tilde{\mathcal{M}}_{k_A-2}$ and $\tilde{\mathcal{M}}_{k_A-1}$ will have cardinality k_B or one of them will have cardinality $k_B + 1$. However, according to our rearrangement procedure (ii) in Sec. IV-A2, if two $\tilde{\delta}_i$'s are equal, we place the $\tilde{\mathcal{M}}_i$ which has smaller cardinality, first. Thus, in both cases, $\tilde{\mathcal{M}}_{k_A-2}$ must have cardinality k_B , hence $\rho_{k_A-2} = k_B$ according to (2). Thus,

$$\rho_0 + \rho_1 + \rho_{k_A-2} = 4k_B = \tilde{\delta}_0 + \tilde{\delta}_1 + \tilde{\delta}_{k_A-2} + \tilde{\delta}_{k_A-1},$$

hence we are done similar to Case 1, since for $2 \leq i \leq k_A - 3$, we have $\rho_i \geq \tilde{\delta}_i$.

Case 2c: $\tilde{\delta}_0 = \tilde{\delta}_1 = \tilde{\delta}_2 = k_B + 1$. In this case, $\rho_0 + \rho_1 + \rho_2 = 4k_B$. Note that $m \leq k_A k_B$, thus $\tilde{\delta}_{k_A-1}$ can be at most $k_B - 1$. Consider the scenario, when $\tilde{\delta}_{k_A-1} \leq k_B - 3$. In this scenario,

$$\tilde{\delta}_0 + \tilde{\delta}_1 + \tilde{\delta}_2 + \tilde{\delta}_{k_A-1} \leq k_B + 1 + k_B + 1 + k_B + 1 + k_B - 3 = 4k_B = \rho_0 + \rho_1 + \rho_2,$$

hence we are done similar to Case 1, since for $3 \leq i \leq k_A - 2$, we have $\rho_i \geq \tilde{\delta}_i$. If $\tilde{\delta}_{k_A-1} = k_B - 2$, then $k_B - 2 \leq \tilde{\delta}_{k_A-2} \leq k_B - 1$, in that case $\rho_{k_A-2} \geq 1 + \tilde{\delta}_{k_A-2}$ according to (2) since $|\tilde{\mathcal{M}}_{k_A-2}| = k_B$. Thus, $\tilde{\delta}_0 + \tilde{\delta}_1 + \tilde{\delta}_2 + \tilde{\delta}_{k_A-2} + \tilde{\delta}_{k_A-1} \leq 3(k_B + 1) + \rho_{k_A-2} - 1 + k_B - 2 = 4k_B + \rho_{k_A-2}$. So, $\tilde{\delta}_0 + \tilde{\delta}_1 + \tilde{\delta}_2 + \tilde{\delta}_{k_A-2} + \tilde{\delta}_{k_A-1} \leq \rho_0 + \rho_1 + \rho_2 + \rho_{k_A-2}$. Hence, we are done. Finally, if $\tilde{\delta}_{k_A-1} = k_B - 1$, since $\sum_{i=0}^{k_A-1} \tilde{\delta}_i \leq k_A k_B$ and $\tilde{\delta}_i$'s are arranged in a non-increasing order, we must have $\tilde{\delta}_{k_A-2} = \tilde{\delta}_{k_A-3} = k_B - 1$. Thus we can write

$$\rho_0 + \rho_1 + \rho_2 + \rho_{k_A-3} + \rho_{k_A-2} = 4k_B + 2k_B = 6k_B = \tilde{\delta}_0 + \tilde{\delta}_1 + \tilde{\delta}_2 + \tilde{\delta}_{k_A-3} + \tilde{\delta}_{k_A-2} + \tilde{\delta}_{k_A-1},$$

hence we are done, since for $3 \leq i \leq k_A - 3$, we have $\rho_i \geq \tilde{\delta}_i$. ■

Lemma 1. For any arbitrary $k_A \geq 3$ and $k_B \geq 3$ (where $k_A \geq k_B$ without loss of generality), if we assign the jobs to $n = k_A k_B + s$ worker nodes (where $s \leq k_A$) according to Alg. 2, then the minimum of total number of participating unknowns within any m worker nodes ($m \leq k_A k_B$) will be lower bounded by m .

Proof. The proof of this lemma appears in Appendix A. ■

Theorem 2. Assume that a system has n worker nodes each of which can store the equivalent of $1/k_A$ fraction of matrix **A** and $1/k_B$ fraction of matrix **B** (without loss of generality $k_A \geq k_B$)

for distributed matrix-matrix multiplication $\mathbf{A}^T\mathbf{B}$. If we assign the jobs according to Alg. 2, we achieve resilience to *any* $s = n - k_A k_B$ stragglers where $s \leq k_A$.

Proof. Since we have partitioned the matrices \mathbf{A} and \mathbf{B} into k_A and k_B disjoint block-columns, respectively, to recover $\mathbf{A}^T\mathbf{B}$, we need to decode all $k_A k_B$ block-matrix unknowns, in the form of $\mathbf{A}_i^T \mathbf{B}_j$, where $0 \leq i \leq k_A - 1$ and $0 \leq j \leq k_B - 1$. We denote the set of these $k_A k_B$ unknowns as \mathcal{U} . Now we choose an arbitrary set of $k_A k_B$ worker nodes. Each of these worker nodes corresponds to an equation in terms of $\omega_A \omega_B$ of those $k_A k_B$ unknowns. We denote the set of $k_A k_B$ equations as \mathcal{V} , and thus, $|\mathcal{U}| = |\mathcal{V}| = k_A k_B$.

Now we consider a bipartite graph $\mathcal{G} = \mathcal{V} \cup \mathcal{U}$, where any vertex (equation) in \mathcal{V} is connected to $\omega_A \omega_B$ vertices (unknowns) in \mathcal{U} which have participated in the corresponding equation. Thus, each vertex in \mathcal{V} has a neighborhood of cardinality $\omega_A \omega_B$ in \mathcal{B} . Similar to the proof of Theorem 1, our goal is to show that there exists a perfect matching among the vertices of \mathcal{V} and \mathcal{U} . We argue this according to Hall's marriage theorem [27] for which we need to show that for any $\bar{\mathcal{V}} \subseteq \mathcal{V}$, the cardinality of the neighbourhood of $\bar{\mathcal{V}}$, denoted as $\mathcal{N}(\bar{\mathcal{V}}) \subseteq \mathcal{U}$, is at least as large as $|\bar{\mathcal{V}}|$. In this case, according to Lemma 1, for $|\bar{\mathcal{V}}| = m \leq k_A k_B$, we have shown that $|\mathcal{N}(\bar{\mathcal{V}})| \geq m$. Thus, there exists a perfect matching among the vertices of \mathcal{V} and \mathcal{U} .

Again, similar to the proof of Theorem 1, we consider the largest matching where the vertex $v_i \in \mathcal{V}$ is matched to the vertex $u_j \in \mathcal{U}$, which indicates that u_j participates in the equation corresponding to v_i . Let us consider the $k_A k_B \times k_A k_B$ system matrix where row i corresponds to the equation associated to v_i where u_j participates. Now following the same steps of the proof of Theorem 1, we prove that the corresponding $k_A k_B \times k_A k_B$ system matrix is full rank. Thus, the central node can recover all $k_A k_B$ unknowns from any set of $k_A k_B$ worker nodes. Hence, the scheme is resilient to *any* $s = n - k_A k_B$ stragglers. ■

B. Extension to Heterogeneous System

Similar to the matrix-vector case in Sec. III-B, we extend our approach in Alg. 2 to heterogeneous system where the worker nodes may have different computation and communication speeds. We have all the same assumptions as we had in the matrix-vector case in Sec. III-B. We have λ different types of devices in the system, with worker node type $j = 0, 1, \dots, \lambda - 1$. Any worker node W_i (for $0 \leq i \leq n - 1$) receives $c_{ij} \alpha_A$ columns of matrix \mathbf{A} and $c_{ij} \alpha_B$ columns of matrix \mathbf{B} where any worker node of the weakest type receives α_A and α_B columns, respectively,

and $c_{ij} \geq 1$ is a positive integer. Moreover any worker node W_i of node type j has a computation speed $c_{ij}\beta$, where β is the computation speed for the worker node of the weakest type.

As we have discussed for the matrix-vector case in Sec. III-B, from the computation and storage perspective, W_i can be considered as a collection of $c_{ij} \geq 1$ worker nodes of the “weakest” type. Thus, \bar{n} worker nodes in the heterogeneous system can be thought as homogeneous system of $n = \sum_{i=0}^{\bar{n}-1} c_{ij}$ worker nodes of the “weakest” type. Now, for any worker node index \bar{k}_{AB} (such that $0 \leq \bar{k}_{AB} \leq \bar{n} - 1$), we define $k_{AB} = \sum_{i=0}^{\bar{k}_{AB}-1} c_{ij}$ and $s = \sum_{i=\bar{k}_{AB}}^{\bar{n}-1} c_{ij}$, so, $n = \sum_{i=0}^{\bar{n}-1} c_{ij} = k_{AB} + s$. Thus, a heterogeneous system of \bar{n} worker nodes can be thought as a homogeneous system $n = k_{AB} + s$ nodes, for any \bar{k}_{AB} (where $0 \leq \bar{k}_{AB} \leq \bar{n} - 1$). Now we state the following corollary (of Theorem 2) for the heterogeneous system.

Corollary 3. Consider a heterogeneous system of \bar{n} nodes of different types for distributed matrix-matrix multiplication and assume any \bar{k}_{AB} (where $0 \leq \bar{k}_{AB} \leq \bar{n} - 1$). Now, if the jobs are assigned to the modified homogeneous system of $n = k_{AB} + s$ “weakest” type worker nodes according to Alg. 2 where $k_{AB} = k_A k_B$, (a) the system will be resilient to s such nodes and (b) will provide a Q/Δ value as 1.

Proof. We modify the heterogeneous system of \bar{n} worker nodes to a homogeneous system of $n = k_{AB} + s$ worker nodes all of which are of the “weakest” type. Now, we assign the jobs to the homogeneous system according to Alg. 2 and each node is assigned $1/k_{AB}$ -th fraction of the overall computational load. Thus, according to Theorem 2, we will have resilience to *any* s nodes, which concludes the proof of part (a).

Next, according to Alg. 2, we partition matrix $\mathbf{A} = [\mathbf{A}_0 \quad \mathbf{A}_1 \quad \dots \quad \mathbf{A}_{k_A-1}]$, and $\mathbf{B} = [\mathbf{B}_0 \quad \mathbf{B}_1 \quad \dots \quad \mathbf{B}_{k_B-1}]$, thus, we have total $\Delta = k_A k_B$ submatrix products to be decoded. Now according to part (a) of this proof, in the modified homogeneous system of n worker nodes, we have assigned, in total, n tasks, and the scheme is resilient to any s tasks. Thus, all the unknowns can be recovered from any $n - s = k_A k_B$ submatrix products, hence $Q = k_A k_B$. Thus, we have $Q/\Delta = 1$, which concludes the proof of part (b). \blacksquare

V. PROPERTIES OF OUR PROPOSED SCHEMES

A. Computational Complexity for a Worker Node

Consider random sparse matrices $\mathbf{A} \in \mathbb{R}^{t \times r}$ and $\mathbf{B} \in \mathbb{R}^{t \times w}$ where the probability that any entry is non-zero is η . In our proposed approach in Alg. 2, the respective weights of the assigned

A and **B** submatrices are ω_A and ω_B . Thus, in any encoded **A** or **B** submatrix, the probability of any entry being non-zero is approximately $\omega_A\eta$ or $\omega_B\eta$, respectively, when η is small. Therefore, the computational complexity for any worker node is $\mathcal{O}\left(\omega_A\eta \times \omega_B\eta t \times \frac{rw}{k_A k_B}\right) = \mathcal{O}\left(\omega_A\omega_B\eta^2 \times \frac{rwt}{k_A k_B}\right)$. On the other hand, in a dense coded approach [4], [12] which assign linear combination of k_A and k_B submatrices, the computational complexity is approximately $\mathcal{O}\left(k_A\eta \times k_B\eta t \times \frac{rw}{k_A k_B}\right) = \mathcal{O}(\eta^2 \times rwt)$, which is $\frac{k_A k_B}{\omega_A \omega_B}$ times larger than our proposed method, since $\omega_A < k_A$ and $\omega_B < k_B$.

The recent approach proposed in [8] can deal with sparse matrices with lesser per worker node computational complexity in comparison to the approaches in [4], [5], [12], [13]. The coding scheme in [8] sets the weight of matrix **B** as ζ which is given by $\zeta \geq 1 + k_B - \left\lceil \frac{k_B}{c} \right\rceil$ where $c = 1 + \left\lceil \frac{s}{k_B} \right\rceil$. In that case, the per worker node computational complexity is $\mathcal{O}\left(\eta^2 \times rwt \times \left(\frac{\zeta}{n} + \frac{\zeta s}{nk_B}\right)\right)$. Thus in order to compare our approach against [8], we consider the ratio

$$\frac{\left(\frac{\zeta}{n} + \frac{\zeta s}{nk_B}\right)}{\frac{\omega_A \omega_B}{k_A k_B}} = \frac{\zeta k_A (k_B + s)}{n \omega_A \omega_B} = \frac{k_A (k_B + s)}{n} \times \frac{\zeta}{\omega_A \omega_B}. \quad (4)$$

Thus, our proposed approach involves less computational complexity whenever $\frac{k_A (k_B + s)}{n} \times \frac{\zeta}{\omega_A \omega_B} > 1$. This is often the case as we have discussed two examples below.

Example 5. Consider a scenario, where $k_A = 8, k_B = 6$ and $s = 3$. In our approach, we set $\omega_A = \omega_B = 2$. On the other hand, the approach in [8] sets $c = 2$ and $\zeta \geq 4$. Thus, according to (4), the ratio of the per worker node computational complexity for the approach in [8] and that in this work is $72/51$, which indicates a 30% reduction in our case compared to the method in [8].

Example 6. Consider another scenario, where $k_A = 10, k_B = 8$ and $s = 5$. In that case, $\omega_A = 3, \omega_B = 2, c = 2$ and $\zeta \geq 5$. Thus, the ratio in (4) is $65/51$, which indicates a 21% reduction in the per worker node computational complexity for our approach compared to the method in [8].

B. Numerical Stability and Coefficient Determination Time

The condition number is often considered as an important metric for the numerical stability of a linear system [2], [12], [13]. In distributed computation, for a system of n workers and s stragglers, we define the worst case condition number (κ_{worst}) as the maximum of the condition numbers of the decoding matrices over all different choices of s stragglers. In the approaches where random coding is involved [2], [5], [13], the idea is to generate random coefficients several times (say, 20 trials), and keep the set of coefficients which provides the minimum κ_{worst} .

In our proposed matrix-matrix multiplication approach in Alg. 2, we partition \mathbf{A} and \mathbf{B} into k_A and k_B block-columns, respectively, and we have the recovery threshold $\tau = k_A k_B$. Thus, in every trial we need to determine $\binom{n}{\tau}$ condition numbers of $\tau \times \tau$ sized (decoding) matrices, which has a total complexity of $\mathcal{O}\left(\binom{n}{\tau}\tau^3\right)$. On the other hand, the recent sparse matrix computation approaches in [5], [8] partition matrix \mathbf{A} into $\Delta_A = \text{LCM}(n, k_A)$ block-columns. Thus, in every trial, they need to determine $\binom{n}{\tau}$ condition numbers of $\Delta_A k_B \times \Delta_A k_B$ sized matrices which has a total complexity of $\mathcal{O}\left(\binom{n}{\tau}\Delta_A^3 k_B^3\right)$. Since, Δ_A can be significantly larger than k_A , every trial involves considerably more complexity in comparison to ours. For example, consider a case where n and k_A are coprime. In that case $\Delta_A = nk_A$, and thus the complexity corresponding to the approaches [5], [8] are around $\mathcal{O}(n^3)$ times higher than ours. Similar result holds for the matrix-vector multiplication case in Alg. 1. Note that the approach in [13] involves similar computational complexity per trial as ours, and the approaches in [4], [12] do not require such coefficient search; however, these methods have very high computational complexity per worker node for sparse matrices, as discussed in Sec. V-A.

Remark 3. In case of distributed matrix-vector multiplication, our proposed Alg. 1 has a per worker node computational complexity $\mathcal{O}\left((s+1)\eta t \times \frac{r}{k_A}\right) = \mathcal{O}\left((s+1)\eta \times \frac{rt}{k_A}\right)$. While it is significantly smaller than that of dense coded approaches, the approach in [8] has a per worker node computational complexity $\mathcal{O}\left((s+1)\eta \times \frac{rt}{n}\right)$, slightly smaller than our proposed method (since $n = k_A + s$). However, it involves very high coefficient determination time which is confirmed by numerical experiments in Sec. VI. In addition, unlike the approaches in [5], [8], our approach is extended to heterogeneous systems.

VI. NUMERICAL EXPERIMENTS

In this section, we compare the performance of our proposed approaches with different competing methods [4], [5], [8], [12], [13] via numerical experiments. We conduct our experiments on an AWS (Amazon Web Services) cluster with `t2.small` machines as the worker nodes. It should be noted that the work in [24] is also suited for sparse matrix computations, however, it does not follow the storage constraints as mentioned in [4], [5], [8], [12], [13] and also does not meet the exact optimal recovery threshold. Therefore, we do not include [24] in our comparison.

A. Matrix-vector Multiplication

First we consider the case of matrix-vector multiplication in a system with $n = 30$ workers, each of which can store $\gamma_A = \frac{1}{28}$ fraction of matrix \mathbf{A} . We consider a sparse input matrix \mathbf{A} of

TABLE II: Comparison of worker computation time and communication delay (matrix transmission time) for matrix-vector multiplication for $n = 30$, $\gamma_A = \frac{1}{28}$ when randomly chosen 95%, 98% and 99% entries of \mathbf{A} are zero.

METHODS	WORKER COMP. TIME (IN MS)			COMMUNICATION DELAY (IN S)		
	$\mu = 99\%$	$\mu = 98\%$	$\mu = 95\%$	$\mu = 99\%$	$\mu = 98\%$	$\mu = 95\%$
POLY. CODE [4]	54.7	55.2	53.7	0.48	0.92	1.31
ORTHO POLY [12]	54.3	54.8	55.2	0.49	0.88	1.34
RKRP CODE [13]	55.1	53.4	53.7	0.52	0.95	1.27
SCS OPT. SCHEME [5]	15.1	21.3	29.4	0.15	0.23	0.32
CLASS-BASED SCHEME [8]	14.2	20.8	29.2	0.13	0.21	0.31
PROPOSED SCHEME	14.9	21.1	29.6	0.14	0.23	0.33

size $40,000 \times 31,500$ and a dense vector \mathbf{x} of length 40,000. We assume three different cases where the sparsity of \mathbf{A} is 95%, 98% and 99%, respectively, which indicates that randomly chosen 95%, 98% and 99% entries of matrix \mathbf{A} are zero. There are many practical examples where the structure of data matrices exhibit this level of sparsity (see [14] for such examples).

Worker computation time: We compare different methods in terms of worker computation time (the required time for a worker to complete its respective job) in Table II. In this example, the approaches in [4], [12], [13] assign linear combinations of $k_A = 28$ submatrices to the worker nodes. Hence, the inherent sparsity of \mathbf{A} is destroyed in the encoded submatrices. Thus the worker nodes take a significantly longer amount of time to finish their respective tasks in comparison to our proposed approach or the approaches in [5] or [8] which are specifically suited for sparse matrices and combine relatively fewer number of submatrices to obtain the encoded submatrices.

Communication delay: Table II also shows the delay due to the transmission of the encoded matrices from the central node to the worker node. Since the approaches in [4], [12], [13] assign dense linear combinations of the submatrices, the number of non-zero entries in the encoded submatrices increase significantly. Thus, in order to transmit these large number of non-zero entries, the system suffers from a considerable communication delay. On the other hand, our proposed scheme combines limited number of submatrices, which limits the number of non-zero entries in the encoded submatrices; hence the communication delay is reduced significantly.

Numerical stability: Next we evaluate the numerical stability of the system for different distributed computation techniques. For any system of n workers and s stragglers, we find the condition numbers of the decoding matrices over all different choices of s stragglers and find the worst case condition number (κ_{worst}). We consider two different systems with different number of workers and stragglers. In system 1, we set $n = 30$ and $s = 2$, and in system 2, $n = 30$ and $s = 3$. We compare the κ_{worst} values for different approaches in Table III. As expected, since the polynomial code approach [4] involves the ill-conditioned Vandermonde matrices, it has a very high κ_{worst} which indicates its numerical instability. Among the numerically stable systems, our proposed approach provides smaller κ_{worst} values in comparison to the methods in [5] and [8]. Note that the works in [12], [13] provide smaller κ_{worst} than our approach; however, as we discussed in Table II, these approaches are not specifically suited for sparse matrices.

Coefficient determination time: Finally, we compare different methods in terms of the required time for 20 trials to find a “good” set of random coefficients that make the system numerically stable. As discussed in Sec. V-B, the approaches in [5] and [8] partition matrix \mathbf{A} into $\Delta_A = \text{LCM}(n, k_A)$ block-columns. Thus, when $n = 30, s = 2$, Δ_A is 420 and when $n = 30, s = 3$, Δ_A is 270. In both cases, they are significantly higher than k_A (28 and 27, respectively), i.e. the partition level in our approach. Thus, in order to find the condition number of higher sized matrices, the approaches in [5] and [8] take much more than ours. Table III demonstrates more than $100\times$ speed gain from our proposed approach in comparison to the methods in [5], [8] to find a “good” set of coefficients. Note that the approaches in [4], [12] do not require random coefficients, thus, do not involve any such delay due to coefficient determination. However, as discussed before, the approaches in [4], [12], [13] are not suited to sparse matrices.

Thus, in summary, while the approaches in [5], [8] involve similar worker computation time as our proposed approach, they require significantly higher encoding time than ours.

B. Matrix-matrix Multiplication

Now we consider the case of matrix-matrix multiplication in a system with $n = 39$ workers, each of which can store $\gamma_A = \gamma_B = \frac{1}{6}$ fraction of matrices \mathbf{A} and \mathbf{B} . We consider sparse input matrices \mathbf{A} of size $20,000 \times 15000$ and \mathbf{B} of size $20,000 \times 12000$. We assume three different cases where the sparsity of \mathbf{A} and \mathbf{B} are 95%, 98% and 99%, respectively.

Worker computation time: First we compare different methods in terms of worker computation time for our system of $n = 39$ workers and the results are shown in Table IV. In this example,

TABLE III: Comparison among different approaches in terms of worst case condition number (κ_{worst}) among all different choices of s stragglers and the corresponding required time for 20 trials to find a good set of coefficients

METHODS	κ_{worst} FOR	REQ. TIME FOR	κ_{worst} FOR	REQ. TIME FOR
	$n = 30, s = 2$	20 TRIALS (IN S)	$n = 30, s = 3$	20 TRIALS (IN S)
POLY. CODE [4]	2.29×10^{13}	0	1.86×10^{13}	0
ORTHO-POLY [12]	7.90×10^3	0	3.65×10^5	0
RKRP CODE [13]	3.64×10^3	1.05	1.34×10^5	9.91
SCS OPT. SCHEME [5]	1.68×10^5	172	1.86×10^6	397
CLASS-BASED SCHEME [8]	9.25×10^4	311	3.46×10^6	1020
PROPOSED SCHEME	2.43×10^4	1.09	8.33×10^5	9.84

TABLE IV: Comparison of worker computation time and communication delay for matrix-matrix multiplication for $n = 39, \gamma_A = \gamma_B = \frac{1}{6}$ when randomly chosen 95%, 98% and 99% entries of matrices **A** and **B** are zero.

METHODS	WORKER COMP. TIME (IN S)			COMMUNICATION DELAY (IN S)		
	$\mu = 99\%$	$\mu = 98\%$	$\mu = 95\%$	$\mu = 99\%$	$\mu = 98\%$	$\mu = 95\%$
POLY. CODE [4]	1.61	5.13	8.91	0.76	1.41	2.39
ORTHO POLY CODE [12]	1.56	5.18	9.04	0.81	1.43	2.37
RKRP CODE [13]	1.58	5.09	8.95	0.78	1.38	2.35
SCS OPTIMAL SCHEME [5]	0.97	1.38	4.31	0.28	0.42	0.61
CLASS-BASED SCHEME [8]	0.52	0.85	3.42	0.23	0.34	0.55
PROPOSED SCHEME	0.34	0.53	2.24	0.16	0.25	0.42

the approaches in [4], [12], [13] assign linear combinations of $k_A = k_B = 6$ submatrices to the worker nodes. Hence, the inherent sparsity of both **A** and **B** can be destroyed in the encoded submatrices. On the other hand, our proposed approach or the approaches in [5] or [8] assign linear combinations of less number of submatrices, and hence, are specifically suited for sparse matrices. Table IV demonstrates that the worker node computations in these approaches are significantly faster than the dense coded approaches. In addition, if we compare our proposed approach against the approach in [8], we can see that the ratio in (4) is $\frac{6 \times (6+3)}{39} \times \frac{4}{4} \approx 1.38$. It indicates around a 30% reduction of worker computational complexity in our proposed approach than the method in [8] which can be roughly verified from the results in Table IV.

Communication delay: Table IV also demonstrates the delay due to the transmission of the encoded matrices from the central node to the worker node which. Since the approaches in [4],

[12], [13] assign dense linear combinations of the submatrices, in order to transmit these large number of non-zero entries, the system suffers from a significant communication delay. On the other hand, the algorithm for our proposed scheme and the methods in [5] and [8] limit the number of non-zero entries; hence the communication delay is reduced significantly.

In addition, here, we compare our proposed approach against the method in [8] in terms of the approximate number of non-zero entries. Consider the case when the matrices \mathbf{A} and \mathbf{B} have approximately 99% entries to be zero. Now, in our proposed approach, the number of non-zero entries to be sent to each worker node from the central node is approximately

$$\frac{20k \times 15k}{k_A} \times 0.01 \times \omega_A + \frac{20k \times 12k}{k_B} \times 0.01 \times \omega_B = 1.8 \times 10^6.$$

On the other hand, the number of the corresponding non-zero entries to be sent to each worker node in the approach [8] is approximately

$$\frac{20k \times 15k}{k_A} \times \frac{1}{13} \times (12 \times 0.01 + k_A \times 0.01) + \frac{20k \times 12k}{k_B} \times 0.01 \times \zeta \approx 2.3 \times 10^6.$$

Thus our proposed approach requires the central node to transmit approximately 20% less non-zero entries than the method in [8], which confirms the gain of our approach in Table IV.

Numerical stability: Next we compare the worst case condition number (κ_{worst}) among different methods for two different systems. In system 1, we set $n = 33$ and $s = 3$, and in system 2, we set $n = 39$ and $s = 3$ and demonstrate the κ_{worst} values of different approaches in Table V. As expected, the approach in [4] has a very high κ_{worst} which indicates its numerical instability. Among the numerically stable systems, our proposed approach provides smaller κ_{worst} values in comparison to the methods in [5] and [8] and also comparable with [12] and [13].

Coefficient determination time: Finally, we compare different approaches in terms of the required time for running 10 trials to find a “good” set of random coefficients that make the system numerically stable. Our proposed approach and the approach in [13] partition matrices \mathbf{A} and \mathbf{B} into k_A and k_B block-columns, which leads to $k_A k_B$ unknowns. On the other hand, the approaches in [5] and [8] partition matrices \mathbf{A} and \mathbf{B} into $\Delta_A = \text{LCM}(n, k_A)$ and k_B block-columns, which leads to $\Delta_A k_B$ unknowns. Now as discussed in Sec. V-B, Δ_A can be significantly higher than k_A and to find the condition numbers of these larger-sized matrices, the approaches in [5] and [8] take much more than ours. Table V demonstrates more than 100× speed gain for our proposed approach over the methods in [5], [8] to find a “good” set of coefficients.

TABLE V: Comparison among different approaches in terms of worst case condition number (κ_{worst}) among all different choices of s stragglers and the corresponding required time for 10 trials to find a good set of coefficients

METHODS	κ_{worst} FOR	REQ. TIME FOR	κ_{worst} FOR	REQ. TIME FOR
	$n = 33, s = 3$	10 TRIALS (IN S)	$n = 39, s = 3$	10 TRIALS (IN S)
POLY. CODE [4]	5.14×10^{14}	0	4.39×10^{19}	0
ORTHO-POLY [12]	7.23×10^5	0	1.81×10^6	0
RKRP CODE [13]	2.38×10^5	5.45	3.43×10^5	10.31
SCS OPT. SCHEME [5]	5.39×10^7	738	9.15×10^7	3191
CLASS-BASED SCHEME [8]	4.95×10^7	1327	6.34×10^7	5772
PROPOSED SCHEME	4.40×10^5	5.87	2.21×10^6	11.37

VII. CONCLUSION

In this work, we have developed distributed matrix computation schemes which preserve sparsity properties of the inputs while remaining resilient to the maximum number of stragglers for given storage constraints. We saw how existing dense coded approaches [2], [4], [12], [13] suffer from a huge communication and computation delay in case of sparse matrices. Since our proposed approach allows very limited amounts of coding within the submatrices, it preserves the inherent sparse structure of the input matrix \mathbf{A} (and \mathbf{B}) up to certain level. Thus, the worker computation delay and the communication delay were seen to be significantly reduced in comparison to those dense coded approaches. There are some sparsely coded approaches in [5], [8] which have been developed specifically to deal with sparse matrices; however, our proposed approach was seen to provide three-fold gains over them. Overall, we showed analytically and experimentally that our proposed approach (i) provides significant gain in worker computation and communication delay, (ii) saves considerable amount of time to find a “good” set of coefficients to make the system numerically stable, and (iii) is applicable to the systems where the worker nodes are heterogeneous in nature.

There are a number of directions for the future work of this paper. While there are several secure distributed matrix computation schemes [15]–[18] which protect the system against privacy leakage, most of them add dense random matrices to the coded submatrices which destroy the sparsity of the assigned submatrices. Thus, a straggler resilient secure coded scheme needs to be developed which is particularly suitable for sparse input matrices. Another direction can

be developing a scheme for a server-less architecture, where there is no such central node to encode the matrices and the worker nodes may communicate among them to establish straggler resilience. This can be particularly helpful for distributed learning or federated learning methods [29].

APPENDIX

A. Proof of Lemma 1

Proof. As discussed in Sec. IV-A, we denote the minimum number of participating unknowns in $\tilde{\mathcal{M}}_i$ by ρ_i when $0 \leq i \leq k_A - 1$. The trivial lower bound for ρ_i is zero when $k_A - \omega_A + 1 \leq i \leq k_A - 1$, hence, $\sum_{i=0}^{k_A-1} \rho_i \geq \sum_{i=0}^{k_A-\omega_A} \rho_i$. Thus, in order to prove the corollary, we need to show that

$$\sum_{i=0}^{k_A-\omega_A} \rho_i \geq \sum_{i=0}^{k_A-1} \tilde{\delta}_i. \quad (5)$$

Now we provide the following definition for the next part of the proof.

Definition 2. We say that $\tilde{\mathcal{M}}_i$ covers itself, if $\rho_i \geq \tilde{\delta}_i$. Next, we say that a set of $\tilde{\mathcal{M}}_i$'s, denoted by \mathcal{U} , covers itself and another set of $\tilde{\mathcal{M}}_j$'s, denoted by \mathcal{V} , (where \mathcal{U} and \mathcal{V} are disjoint) if

$$\sum_{i:\tilde{\mathcal{M}}_i \in \mathcal{U}} \rho_i = \sum_{i:\tilde{\mathcal{M}}_i \in \mathcal{U}} \tilde{\delta}_i + \sum_{j:\tilde{\mathcal{M}}_j \in \mathcal{V}} \tilde{\delta}_j.$$

Claim 3. Every $\tilde{\mathcal{M}}_j$ covers itself, for $0 \leq j \leq k_A - \omega_A$.

Proof. From (1), we have $\rho_0 \geq \omega_A \times (\omega_B + \tilde{\delta}_0 - 2) \geq \tilde{\delta}_0$, since $\omega_A, \omega_B \geq 2$. So, $\tilde{\mathcal{M}}_0$ covers itself. Next from (2), for $1 \leq j \leq k_A - \omega_A$, we have $\rho_j \geq \tilde{\delta}_j + \omega_B - 2 \geq \tilde{\delta}_j$. So, $\tilde{\mathcal{M}}_j$ covers itself. ■

Now since (5) leads to $\sum_{i=0}^{k_A-\omega_A} \rho_i \geq \sum_{i=0}^{k_A-\omega_A} \tilde{\delta}_i + \sum_{i=k_A-\omega_A+1}^{k_A-1} \tilde{\delta}_i$, we first denote a set $\mathcal{V} = \{\tilde{\mathcal{M}}_{k_A-\omega_A+1}, \tilde{\mathcal{M}}_{k_A-\omega_A+2}, \dots, \tilde{\mathcal{M}}_{k_A-1}\}$ (thus, $|\mathcal{V}| = \omega_A - 1$) and in order to satisfy (5), we always need to find an appropriate \mathcal{U} which can also cover \mathcal{V} along with itself. To do so, we need to find those $\tilde{\mathcal{M}}_i$'s where $\rho_i - \tilde{\delta}_i > 0$. In this proof, we define $\mathcal{U}_\lambda = \{\tilde{\mathcal{M}}_0, \tilde{\mathcal{M}}_1, \tilde{\mathcal{M}}_2, \dots, \tilde{\mathcal{M}}_\lambda\}$. Now we consider the following two cases for each of which we show that (5) is true.

Case 1: $1 \leq \tilde{\delta}_0 \leq k_B$. If, $\tilde{\delta}_0 = 1$, using (1), we have $\rho_0 = \omega_A \omega_B > \omega_A \tilde{\delta}_0$, since $\omega_B \geq 2$. Moreover, if $1 < \tilde{\delta}_0 \leq k_B$, using (1), we have $\rho_0 \geq \omega_A \tilde{\delta}_0$. Thus, when $1 \leq \tilde{\delta}_0 \leq k_B$, we have $\rho_0 \geq \omega_A \tilde{\delta}_0 = \tilde{\delta}_0 + (\omega_A - 1) \tilde{\delta}_0 \geq \tilde{\delta}_0 + \sum_{i=k_A-\omega_A+1}^{k_A-1} \tilde{\delta}_i$, since $\tilde{\delta}_i$'s are arranged in a non-increasing order. In this case, we can set $\mathcal{U} = \mathcal{U}_0 = \{\tilde{\mathcal{M}}_0\}$ which covers \mathcal{V} along with itself. Now, since each of the other $\tilde{\mathcal{M}}_i$'s (for $i \leq 1 \leq k_A - \omega_A$) covers itself (according to Claim 3), (5) is true.

Case 2: $\tilde{\delta}_0 = k_B + 1$. Assume that $\tilde{\delta}_0 = \tilde{\delta}_1 = \dots = \tilde{\delta}_{\alpha-1} = k_B + 1$. Now, there can be at most $s \leq \min(\omega_A \omega_B - 1, k_A)$ such $\tilde{\mathcal{M}}_i$'s which have cardinality $k_B + 1$. Thus, α is upper bounded by $\min(\omega_A \omega_B - 1, k_A)$. Now, before moving into details in this case, we state the following claims.

Claim 4. For $\alpha \geq 1$, if $\sum_{i=k_A-\omega_A+1}^{k_A-1} \tilde{\delta}_i \leq (\omega_A - 1)k_B - \alpha$, then (5) is true by setting $\mathcal{U} = \mathcal{U}_{\alpha-1}$.

Proof. First we can say,

$$\sum_{i=0}^{\alpha-1} \rho_i - \sum_{i=0}^{\alpha-1} \tilde{\delta}_i = \omega_A k_B + (\alpha - 1)k_B - \alpha(k_B + 1) = (\omega_A - 1)k_B - \alpha.$$

Here, $\omega_B < k_B$, we assume $k_B = \omega_B + \nu$ where $\nu \geq 1$. Now α is upper bounded by $\omega_A \omega_B - 1$, so $(\omega_A - 1)k_B - \alpha \geq (\omega_A - 1)k_B - (\omega_A \omega_B - 1) = \omega_A \nu - (\omega_B + \nu - 1) = (\omega_A - \omega_B) + (\nu - 1)(\omega_A - 1)$ is non-negative since according to Alg. 2, we have $\omega_A \geq \omega_B \geq 2$. Thus, if $\sum_{i=k_A-\omega_A+1}^{k_A-1} \tilde{\delta}_i \leq (\omega_A - 1)k_B - \alpha$, then we set $\mathcal{U} = \mathcal{U}_{\alpha-1}$ which covers \mathcal{V} along with itself, and we are done. ■

Remark 4. While we cannot assume $\omega_A \geq \omega_B$ without loss of generality, note that ω_A and ω_B are design parameters. The constraint that we have on the number of stragglers in terms of ω_A and ω_B is that $s \leq \omega_A \omega_b - 1$. Since the upper bound is symmetric in terms of ω_A and ω_B , we can always set $\omega_A \geq \omega_B$ in our design to be resilient to the same number of stragglers.

Claim 5. Assume that $\alpha \geq 1$ and let us define κ as the minimum i such that $\tilde{\delta}_i \leq k_B - 1$. (a) If $\kappa > k_A - \omega_A$, then $\mathcal{U} = \mathcal{U}_{\alpha-1}$ will cover \mathcal{V} along with itself. (b) If $\kappa \leq k_A - \omega_A$ and $\tilde{\delta}_i \geq k_B - \omega_B + 2$ for all $i \leq k_A - \omega_A$, then $\mathcal{U} = \mathcal{U}_{\alpha-1} \cup \tilde{\mathcal{U}}_\kappa$ will cover \mathcal{V} along with itself, where $\tilde{\mathcal{U}}_\kappa := \{\tilde{\mathcal{M}}_\kappa, \tilde{\mathcal{M}}_{\kappa+1}, \dots, \tilde{\mathcal{M}}_{k_A-\omega_A}\}$.

Proof. (a) If $\kappa > k_A - \omega_A$, then we have $\tilde{\delta}_i = k_B + 1$, when $0 \leq i \leq \alpha - 1$ and $\tilde{\delta}_i = k_B$ when $\alpha \leq i \leq k_A - \omega_A$. Thus

$$\begin{aligned} \sum_{i=0}^{k_A-1} \tilde{\delta}_i &= \sum_{i=0}^{\alpha-1} \tilde{\delta}_i + \sum_{i=\alpha}^{k_A-\omega_A} \tilde{\delta}_i + \sum_{i=k_A-\omega_A+1}^{k_A-1} \tilde{\delta}_i = \alpha(k_B + 1) + (k_A - \omega_A - \alpha + 1)k_B + \sum_{i=k_A-\omega_A+1}^{k_A-1} \tilde{\delta}_i \\ &= \sum_{i=k_A-\omega_A+1}^{k_A-1} \tilde{\delta}_i + k_A k_B + \alpha - (\omega_A - 1)k_B \leq k_A k_B, \end{aligned}$$

where the upper bound holds since $m = \sum_{i=0}^{k_A-1} \tilde{\delta}_i \leq k_A k_B$. Hence, $\sum_{i=k_A-\omega_A+1}^{k_A-1} \tilde{\delta}_i \leq (\omega_A - 1)k_B - \alpha$, and then according to Claim 4, we are done by setting $\mathcal{U} = \mathcal{U}_{\alpha-1}$.

(b) If $\omega_B = 2$, then $\tilde{\delta}_i \geq k_B - \omega_B + 2 = k_B$ for all $i \leq k_A - \omega_A$. Thus, $\kappa > k_A - \omega_A$ (i.e., $\tilde{\mathcal{U}}_\kappa = \emptyset$), hence according to part (a) of this claim, $\mathcal{U} = \mathcal{U}_{\alpha-1}$ will cover \mathcal{V} along with itself.

Now we consider the scenario when $\omega_B \geq 3$. In this scenario, if $\kappa > k_A - \omega_A$, then according to part (a) of this claim, $\mathcal{U} = \mathcal{U}_{\alpha-1}$ will cover \mathcal{V} along with itself. Now, we assume that $\kappa \leq k_A - \omega_A$. We assume that $\tilde{\delta}_i = k_B - \omega_B + 2 + \sigma_i$ where $0 \leq \sigma_i \leq \omega_B - 3$ for all $\tilde{\mathcal{M}}_i \in \tilde{\mathcal{U}}_\kappa$, and thus, according to (2), we have $\rho_i \geq \min(\omega_B + \tilde{\delta}_i - 2, k_B) = k_B$. Assume that $\sum_{i=k_A-\omega_A+1}^{k_A-1} \tilde{\delta}_i = k_B(\omega_A - 1) - \lambda_1$. Now if $\lambda_1 \geq \alpha$, then $\sum_{i=k_A-\omega_A+1}^{k_A-1} \tilde{\delta}_i \leq k_B(\omega_A - 1) - \alpha$ and we are done by setting $\mathcal{U} = \mathcal{U}_{\alpha-1} \subset (\mathcal{U}_{\alpha-1} \cup \tilde{\mathcal{U}}_\kappa)$ according to Claim 4. Now, if $\lambda_1 < \alpha$, we have

$$\begin{aligned} \sum_{i=0}^{k_A-1} \tilde{\delta}_i &= \sum_{i=0}^{\alpha-1} \tilde{\delta}_i + \sum_{i=\alpha}^{\kappa-1} \tilde{\delta}_i + \sum_{i=\kappa}^{k_A-\omega_A} \tilde{\delta}_i + \sum_{i=k_A-\omega_A+1}^{k_A-1} \tilde{\delta}_i = \alpha(k_B + 1) + (\kappa - \alpha)k_B \\ &+ \sum_{i=\kappa}^{k_A-\omega_A} (k_B - \omega_B + 2 + \sigma_i) + k_B(\omega_A - 1) - \lambda_1 = k_A k_B + \alpha - \left\{ \sum_{i=\kappa}^{k_A-\omega_A} (\omega_B - 2 - \sigma_i) + \lambda_1 \right\}, \end{aligned}$$

which is upper bounded by $k_A k_B$. It indicates that $\alpha \leq \left\{ \sum_{i=\kappa}^{k_A-\omega_A} (\omega_B - 2 - \sigma_i) + \lambda_1 \right\}$. Now,

$$\begin{aligned} \sum_{i=0}^{\alpha-1} \rho_i + \sum_{i=\kappa}^{k_A-\omega_A} \rho_i &= \omega_A k_B + (\alpha - 1)k_B + (k_A - \omega_A - \kappa + 1)k_B = (\alpha + k_A - \kappa)k_B \quad \text{and} \\ \sum_{i=0}^{\alpha-1} \tilde{\delta}_i + \sum_{i=\kappa}^{k_A-1} \tilde{\delta}_i &\leq \alpha(k_B + 1) + \sum_{i=\kappa}^{k_A-\omega_A} (k_B - \omega_B + 2 + \sigma_i) + k_B(\omega_A - 1) - \lambda_1 \\ &= (\alpha + k_A - \kappa)k_B + \alpha - \left\{ \lambda_1 + \sum_{i=\kappa}^{k_A-\omega_A} (\omega_B - 2 - \sigma_i) \right\} \leq (\alpha + k_A - \kappa)k_B. \end{aligned}$$

Thus we are done with part (b) by setting $\mathcal{U} = \mathcal{U}_{\alpha-1} \cup \tilde{\mathcal{U}}_\kappa$. ■

Our main idea is to perform an exhaustive case analysis on the value of $\tilde{\delta}_{k_A-\omega_A+1}$, an overview of which is depicted in Fig. 4. In all cases, we find the appropriate \mathcal{U} such that (5) holds.

Case 2a: $\tilde{\delta}_{k_A-\omega_A+1} \leq k_B - \omega_B - 1$. Now, $\tilde{\delta}_i$'s are in non-increasing order, thus, in this case

$$\sum_{i=k_A-\omega_A+1}^{k_A-1} \tilde{\delta}_i \leq (k_B - \omega_B - 1)(\omega_A - 1) = k_B(\omega_A - 1) - (\omega_B + 1)(\omega_A - 1) \leq k_B(\omega_A - 1) - \alpha,$$

since $\omega_A \geq \omega_B$ and $\alpha \leq \omega_A \omega_B - 1$. Thus, according to Claim 4, we are done by setting $\mathcal{U} = \mathcal{U}_{\alpha-1}$.

Case 2b: $\tilde{\delta}_{k_A-\omega_A+1} = k_B - \omega_B$. To prove (5), here we consider the following two subcases.

Case 2b (i): $\tilde{\delta}_{k_A-\omega_A} \geq k_B - \omega_B + 2$. In this scenario, if $\kappa > k_A - \omega_A$, then we are done using Claim 5(a), and, if $\kappa \leq k_A - \omega_A$, then we are done using Claim 5(b) since $\tilde{\delta}_i \geq k_B - \omega_B + 2$ for all $i \leq k_A - \omega_A$. We can find κ in Claim 5 as the minimum value of i when $\tilde{\delta}_i < k_B$.

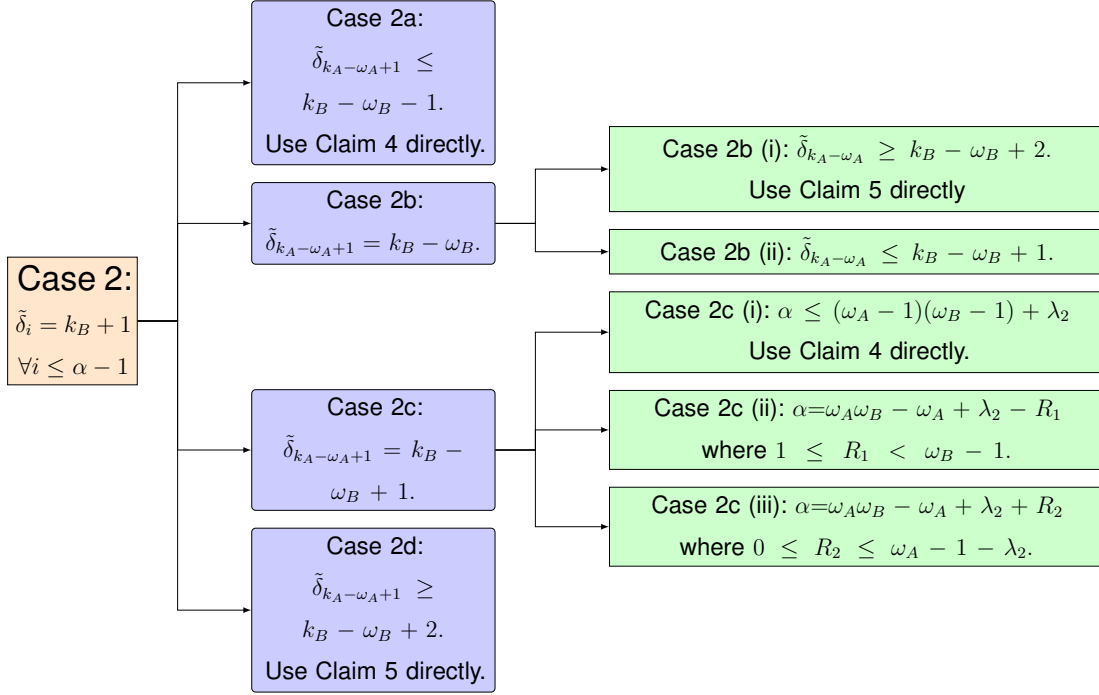


Fig. 4: An overview of Case 2

Case 2b (ii): $\tilde{\delta}_{k_A - \omega_A} \leq k_B - \omega_B + 1$. Since $\tilde{\delta}_{k_A - \omega_A + 1} = k_B - \omega_B$, then $\sum_{i=k_A - \omega_A + 1}^{k_A - 1} \tilde{\delta}_i \leq (k_B - \omega_B)(\omega_A - 1)$. Now in this scenario, $\sum_{i=0}^{\alpha - 1} \rho_i + \rho_{k_A - \omega_A} = \omega_A k_B + (\alpha - 1)k_B + \rho_{k_A - \omega_A}$, and,

$$\begin{aligned} \sum_{i=0}^{\alpha - 1} \tilde{\delta}_i + \sum_{i=k_A - \omega_A}^{k_A - 1} \tilde{\delta}_i &\leq \alpha(k_B + 1) + \tilde{\delta}_{k_A - \omega_A} + (k_B - \omega_B)(\omega_A - 1) \\ &= \omega_A k_B + (\alpha - 1)k_B + \tilde{\delta}_{k_A - \omega_A} + \alpha - \omega_A \omega_B + \omega_B. \end{aligned}$$

If $|\tilde{\mathcal{M}}_{k_A - \omega_A}| = k_B$, then according to (2), $\rho_{k_A - \omega_A} - \tilde{\delta}_{k_A - \omega_A} \geq \omega_B - 1$. Since $\alpha \leq \omega_A \omega_B - 1$, we are done by setting $\mathcal{U} = \mathcal{U}_{\alpha - 1} \cup \{\tilde{\mathcal{M}}_{k_A - \omega_A}\}$ to cover \mathcal{V} along with itself. Otherwise, if $|\tilde{\mathcal{M}}_{k_A - \omega_A}| = k_B + 1$, we have $\rho_{k_A - \omega_A} - \tilde{\delta}_{k_A - \omega_A} \geq \omega_B - 2$. However, in that case $\alpha \leq \omega_A \omega_B - 2$ since $|\tilde{\mathcal{M}}_{k_A - \omega_A}|$ is already set as $k_B + 1$. Thus, we can again set $\mathcal{U} = \mathcal{U}_{\alpha - 1} \cup \{\tilde{\mathcal{M}}_{k_A - \omega_A}\}$.

Case 2c: $\tilde{\delta}_{k_A - \omega_A + 1} = k_B - \omega_B + 1$. In this case, if $\tilde{\delta}_{k_A - \omega_A} \geq k_B - \omega_B + 2$, according to Claim 5(b), we are done by setting $\mathcal{U} = \mathcal{U}_{\alpha - 1} \cup \tilde{\mathcal{U}}_{\kappa}$. We can find κ in as the minimum value of i when $\tilde{\delta}_i < k_B$. Now, we consider the only remaining scenario where $\tilde{\delta}_{k_A - \omega_A} = k_B - \omega_B + 1$. Since, $\tilde{\delta}_{k_A - \omega_A + 1} = k_B - \omega_B + 1$, we assume $\sum_{i=k_A - \omega_A + 1}^{k_A - 1} \tilde{\delta}_i = (\omega_A - 1)(k_B - \omega_B + 1) - \lambda_2 = (\omega_A - 1)k_B - (\omega_A - 1)(\omega_B - 1) - \lambda_2$. Now, we consider the following three subcases.

Case 2c (i): $\alpha \leq (\omega_A - 1)(\omega_B - 1) + \lambda_2$. Here, we are done by setting $\mathcal{U} = \mathcal{U}_{\alpha - 1}$ (Claim 4).

Case 2c (ii): $\alpha = \omega_A \omega_B - \omega_A + \lambda_2 - R_1$, where $1 \leq R_1 < \omega_B - 1$. Here, $\sum_{i=0}^{\alpha-1} \rho_i + \rho_{k_A - \omega_A} = \omega_A k_B + (\alpha - 1)k_B + \rho_{k_A - \omega_A}$, and,

$$\begin{aligned} \sum_{i=0}^{\alpha-1} \tilde{\delta}_i + \sum_{i=k_A - \omega_A}^{k_A - 1} \tilde{\delta}_i &= \alpha(k_B + 1) + \tilde{\delta}_{k_A - \omega_A} + (k_B - \omega_B + 1)(\omega_A - 1) - \lambda_2 \\ &= \omega_A k_B + (\alpha - 1)k_B + \tilde{\delta}_{k_A - \omega_A} + \alpha - \{(\omega_A - 1)(\omega_B - 1) + \lambda_2\}. \end{aligned}$$

Since, $\tilde{\delta}_{k_A - \omega_A} = k_B - \omega_B + 1$, according to (2), $\rho_{k_A - \omega_A} - \tilde{\delta}_{k_A - \omega_A} \geq \omega_B - 2$. In addition, $\alpha - [(\omega_A - 1)(\omega_B - 1) + \lambda_2] = \omega_B - 1 - R_1$. Thus, we are done by setting $\mathcal{U} = \mathcal{U}_{\alpha-1} \cup \{\tilde{\mathcal{M}}_{k_A - \omega_A}\}$.

Case 2c (iii): $\alpha = \omega_A \omega_B - \omega_A + \lambda_2 + R_2$, where $0 \leq R_2 \leq \omega_A - 1 - \lambda_2$. Since we know, $\tilde{\delta}_{k_A - \omega_A} = k_B - \omega_B + 1$, we assume that $\tilde{\delta}_{k_A - \omega_A} = \tilde{\delta}_{k_A - \omega_A - 1} = \dots = \tilde{\delta}_{k_A - \omega_A - \beta + 1} = k_B - \omega_B + 1$, where $\beta \geq 1$. We define the set $\mathcal{H} = \{\tilde{\mathcal{M}}_{k_A - \omega_A}, \tilde{\mathcal{M}}_{k_A - \omega_A - 1}, \dots, \tilde{\mathcal{M}}_{k_A - \omega_A - \beta + 1}\}$.

Now, we consider two scenarios depending on the value of ω_B . If $\omega_B \geq 3$, we assume that $\tilde{\delta}_i = k_B - \omega_B + 2 + \bar{\sigma}_i$ with $0 \leq \bar{\sigma}_i \leq \omega_B - 3$ where $\kappa \leq i \leq k_A - \omega_A - \beta$. Thus, in this scenario,

$$\begin{aligned} \sum_{i=0}^{k_A - \omega_A} \rho_i &= \sum_{i=0}^{\alpha-1} \rho_i + \sum_{i=\alpha}^{\kappa-1} \rho_i + \sum_{i=\kappa}^{k_A - \omega_A - \beta} \rho_i + \sum_{i=k_A - \omega_A - \beta + 1}^{k_A - \omega_A} \rho_i \\ &= \alpha k_B + k_B(\omega_A - 1) + (\kappa - \alpha)k_B + (k_A - \omega_A - \beta - \kappa + 1)k_B + \sum_{i=k_A - \omega_A - \beta + 1}^{k_A - \omega_A} \rho_i \quad (6) \end{aligned}$$

In the remaining scenario where $\omega_B = 2$, we have $\tilde{\delta}_{k_A - \omega_A - \beta + 1} = k_B - 1$, thus $\tilde{\delta}_i = k_B$, when $\alpha \leq i \leq k_A - \omega_A - \beta$. Now, $\sum_{i=0}^{k_A - \omega_A} \rho_i = \sum_{i=0}^{\alpha-1} \rho_i + \sum_{i=\alpha}^{k_A - \omega_A - \beta} \rho_i + \sum_{i=k_A - \omega_A - \beta + 1}^{k_A - \omega_A} \rho_i$, so,

$$\sum_{i=0}^{k_A - \omega_A} \rho_i = \alpha k_B + k_B(\omega_A - 1) + (k_A - \omega_A - \beta - \alpha + 1)k_B + \sum_{i=k_A - \omega_A - \beta + 1}^{k_A - \omega_A} \rho_i \quad (7)$$

Thus, from (6) and (7), for any $\omega_B \geq 2$, $\sum_{i=0}^{k_A - \omega_A} \rho_i = (k_A - \beta)k_B + \sum_{i=k_A - \omega_A - \beta + 1}^{k_A - \omega_A} \rho_i$. (8)

Now, since $\lambda_2 + R_2 \leq \omega_A - 1$ and $\sum_{i=k_A - \omega_A + 1}^{k_A - 1} \tilde{\delta}_i = (\omega_A - 1)(k_B - \omega_B + 1) - \lambda_2$, the number of $\tilde{\mathcal{M}}_i$'s in \mathcal{V} having $\tilde{\delta}_i$ to be less than $k_B - \omega_B + 1$ is upper bounded by λ_2 . Thus, the number of $\tilde{\mathcal{M}}_i$'s left in \mathcal{V} with $\tilde{\delta}_i = k_B - \omega_B + 1$ is lower bound by $\omega_A - 1 - \lambda_2$, we denote the set of such $\tilde{\mathcal{M}}_i$'s as $\tilde{\mathcal{V}}$. Besides, we have $\beta \geq 1$ more $\tilde{\delta}_i$'s with the same value, $k_B - \omega_B + 1$. Thus,

$$\tilde{\delta}_i = k_B - \omega_B + 1 \quad \text{when } i = \underbrace{k_A - \omega_A - \beta + 1, \dots, k_A - \omega_A}_{\tilde{\mathcal{M}}_i \in \mathcal{H}}, \underbrace{k_A - \omega_A + 1, \dots, k_A - 1 - \lambda_2}_{\tilde{\mathcal{M}}_i \in \tilde{\mathcal{V}}}.$$

But, the total number of $\tilde{\mathcal{M}}_i$'s with cardinality $k_B + 1$ is upper bounded by $\omega_A \omega_B - 1$. Since we have already taken account $\alpha = \omega_A \omega_B - \omega_A + \lambda_2 + R_2$ of such $\tilde{\mathcal{M}}_i$'s, we have at most $\omega_A - 1 - \lambda_2 - R_2$ of $\tilde{\mathcal{M}}_i$'s left which belong to $\tilde{\mathcal{U}}_\kappa \cup \tilde{\mathcal{V}}$. Thus, we can have at most $\omega_A - 1 - \lambda_2 - R_2$ of such $\tilde{\mathcal{M}}_i$'s in $\mathcal{H} \cup \tilde{\mathcal{V}}$, since $\mathcal{H} \subseteq \tilde{\mathcal{U}}_\kappa$ and $\tilde{\mathcal{V}} \subseteq \mathcal{V}$.

Now, since $\tilde{\delta}_i = k_B - \omega_B + 1$ when $\tilde{\mathcal{M}}_i \in \mathcal{H} \cup \tilde{\mathcal{V}}$, and $|\tilde{\mathcal{V}}| \geq \omega_A - 1 - \lambda_2 - R_2$, according to our arrangement of $\tilde{\mathcal{M}}_i$'s (in Sec. IV-A2(ii)), all such $\tilde{\mathcal{M}}_i$'s (i.e., $|\tilde{\mathcal{M}}_i| = k_B + 1$ and $\tilde{\delta}_i = k_B - \omega_B + 1$) belong to $\tilde{\mathcal{V}}$. Therefore, $|\tilde{\mathcal{M}}_i| = k_B$ when $\tilde{\mathcal{M}}_i \in \mathcal{H}$ and $\rho_i = \binom{\omega_B + \tilde{\delta}_i - 1}{k_B} = k_B$, since $\tilde{\delta}_i = k_B - \omega_B + 1$. Thus we are done using (8), since $\sum_{i=0}^{k_A - \omega_A} \rho_i = k_A k_B \geq \sum_{i=0}^{k_A - 1} \tilde{\delta}_i$.

Case 2d: $\tilde{\delta}_{k_A - \omega_A + 1} \geq k_B - \omega_B + 2$. In this case, if $\kappa > k_A - \omega_A$, then we are done using Claim 5(a), and, if $\kappa \leq k_A - \omega_A$, then we are done using Claim 5(b) since $\tilde{\delta}_i \geq k_B - \omega_B + 2$ for all $i \leq k_A - \omega_A$. We can find κ (from Claim 5) as the minimum value of i when $\tilde{\delta}_i < k_B$. ■

REFERENCES

- [1] K. Lee, M. Lam, R. Pedarsani, D. Papailiopoulos, and K. Ramchandran, "Speeding up distributed machine learning using codes," *IEEE Trans. Info. Th.*, vol. 64, no. 3, pp. 1514–1529, 2018.
- [2] A. B. Das, A. Ramamoorthy, and N. Vaswani, "Efficient and robust distributed matrix computations via convolutional coding," *IEEE Trans. Info. Th.*, vol. 67, no. 9, pp. 6266–6282, 2021.
- [3] S. Dutta, V. Cadambe, and P. Grover, "Short-dot: Computing large linear transforms distributedly using coded short dot products," in *Proc. of Adv. in Neur. Inf. Proc. Syst. (NIPS)*, 2016, pp. 2100–2108.
- [4] Q. Yu, M. Maddah-Ali, and S. Avestimehr, "Polynomial codes: an optimal design for high-dimensional coded matrix multiplication," in *Proc. of Adv. in Neur. Inf. Proc. Syst. (NIPS)*, 2017, pp. 4403–4413.
- [5] A. B. Das and A. Ramamoorthy, "Coded sparse matrix computation schemes that leverage partial stragglers," *IEEE Trans. Info. Th.*, vol. 68, no. 6, pp. 4156–4181, 2022.
- [6] Q. Yu, M. A. Maddah-Ali, and A. S. Avestimehr, "Straggler mitigation in distributed matrix multiplication: Fundamental limits and optimal coding," *IEEE Trans. Info. Th.*, vol. 66, no. 3, pp. 1920–1933, 2020.
- [7] R. Tandon, Q. Lei, A. G. Dimakis, and N. Karampatziakis, "Gradient coding: Avoiding stragglers in distributed learning," in *Proc. of Intl. Conf. on Machine Learning (ICML)*, 2017, pp. 3368–3376.
- [8] A. B. Das and A. Ramamoorthy, "A unified treatment of partial stragglers and sparse matrices in coded matrix computation," *IEEE Jour. on Sel. Area. in Info. Th.*, vol. 3, no. 2, pp. 241–256, 2022.
- [9] A. K. Pradhan, A. Heidarzadeh, and K. R. Narayanan, "Factored LT and factored raptor codes for large-scale distributed matrix multiplication," *IEEE J. Sel. Area. Info. Th.*, vol. 2, no. 3, pp. 893–906, 2021.
- [10] S. Dutta, M. Fahim, F. Haddadpour, H. Jeong, V. Cadambe, and P. Grover, "On the optimal recovery threshold of coded matrix multiplication," *IEEE Trans. Info. Th.*, vol. 66, no. 1, pp. 278–301, 2019.
- [11] A. Ramamoorthy, A. B. Das, and L. Tang, "Straggler-resistant distributed matrix computation via coding theory: Removing a bottleneck in large-scale data processing," *IEEE Sig. Proc. Mag.*, vol. 37, no. 3, pp. 136–145, 2020.
- [12] M. Fahim and V. R. Cadambe, "Numerically stable polynomially coded computing," *IEEE Trans. Info. Th.*, vol. 67, no. 5, pp. 2758–2785, 2021.

- [13] A. M. Subramaniam, A. Heidarzadeh, and K. R. Narayanan, "Random Khatri-Rao-product codes for numerically-stable distributed matrix multiplication," in *Proc. of Annu. Allerton Conf. Commun. Control Comput*, Sep. 2019, pp. 253–259.
- [14] SuiteSparse Matrix Collection. [Online]. Available: <https://sparse.tamu.edu/>
- [15] M. Xhemrishi, R. Bitar, and A. Wachter-Zeh, "Distributed matrix-vector multiplication with sparsity and privacy guarantees," preprint, 2022, [Online] Available <https://arxiv.org/abs/2203.01728>.
- [16] J. Li and C. Hollanti, "Private and secure distributed matrix multiplication schemes for replicated or mds-coded servers," *IEEE Trans. Inf. Forensics Secur.*, vol. 17, pp. 659–669, 2022.
- [17] M. Aliasgari, O. Simeone, and J. Kliewer, "Private and secure distributed matrix multiplication with flexible communication load," *IEEE Trans. Inf. Forensics Secur.*, vol. 15, pp. 2722–2734, 2020.
- [18] W.-T. Chang and R. Tandon, "On the capacity of secure distributed matrix multiplication," in *Proc. of IEEE Glob. Comm. Conf. (GLOBECOM)*, 2018, pp. 1–6.
- [19] A. Mallick, M. Chaudhari, U. Sheth, G. Palanikumar, and G. Joshi, "Rateless codes for near-perfect load balancing in distributed matrix-vector multiplication," *ACM on Meas. and Analysis of Comp. Syst.*, vol. 3, no. 3, pp. 1–40, 2019.
- [20] A. B. Das and A. Ramamoorthy, "Distributed matrix-vector multiplication: A convolutional coding approach," in *Proc. of IEEE Intl. Symp. on Info. Th.*, 2019, pp. 3022–3026.
- [21] K. Lee, C. Suh, and K. Ramchandran, "High-dimensional coded matrix multiplication," in *Proc. of IEEE Intl. Symp. on Info. Th.*, 2017, pp. 2418–2422.
- [22] B. Hasircioğlu, J. Gómez-Vilardebó, and D. Gündüz, "Bivariate polynomial coding for efficient distributed matrix multiplication," *IEEE Jour. Sel. Area. Info. Th.*, vol. 2, no. 3, pp. 814–829, 2021.
- [23] A. Ramamoorthy and L. Tang, "Numerically stable coded matrix computations via circulant and rotation matrix embeddings," *IEEE Trans. Info. Th.*, vol. 68, no. 4, pp. 2684–2703, 2022.
- [24] S. Wang, J. Liu, and N. Shroff, "Coded sparse matrix multiplication," in *Proc. of Intl. Conf. on Machine Learning (ICML)*, 2018, pp. 5152–5160.
- [25] A. Reisizadeh, S. Prakash, R. Pedarsani, and A. S. Avestimehr, "Coded computation over heterogeneous clusters," *IEEE Trans. Info. Th.*, vol. 65, no. 7, pp. 4227–4242, 2019.
- [26] S. Kianidehkordi, N. Ferdinand, and S. C. Draper, "Hierarchical coded matrix multiplication," *IEEE Trans. Info. Th.*, vol. 67, no. 2, pp. 726–754, 2021.
- [27] J. Marshall. Hall, *Combinatorial theory*. Wiley, 1986.
- [28] J. T. Schwartz, "Fast probabilistic algorithms for verification of polynomial identities," *Jour. of the ACM (JACM)*, vol. 27, no. 4, pp. 701–717, 1980.
- [29] S. Prakash, S. Dhakal, M. R. Akdeniz, Y. Yona, S. Talwar, S. Avestimehr, and N. Himayat, "Coded computing for low-latency federated learning over wireless edge networks," *IEEE J. Sel. Area. Comm.*, vol. 39, no. 1, pp. 233–250, 2021.