

# A comparative study of hadron-hadron and heavy-ion collision using the $q$ -Weibull distribution function

Rohit Gupta <sup>1</sup> and Satyajit Jena <sup>2, a</sup>

<sup>1</sup>*Shaheed Mangal Pandey Government Girls Degree College (SMPGGDC),*

*Jananayak Chandrasekhar University (JNCU), Ballia 277001, Uttar Pradesh, India*

<sup>2</sup>*Indian Institute of Science Education and Research Mohali (IISER) Knowledge city, Sector 81, SAS Nagar, India*

Recent results on multiplicity dependent transverse momentum spectra data in different high multiplicity  $pp$  collision have opened a window to search for QGP like medium in hadron-hadron collision. In this work we have performed a comparative study of charged hadron spectra in  $pp$ ,  $pPb$  and  $PbPb$  collision using the  $q$  parameter obtained from the  $q$ -Weibull distribution function. We observed a disparity in the trend of  $q$  parameter in high  $p_T$  range.

## I. INTRODUCTION

Search for a new state of matter formed under extreme condition of temperature and energy density known as Quark-Gluon Plasma (QGP) has long been a driving force for several heavy-ion collision experiments. Different experiments are colliding heavy ions to search for this novel state. When we collide heavy ions moving at ultra-relativistic speed, QGP state is being formed but for a very short interval of time and hence it is not possible to directly probe it. However, the presence of a strongly interacting matter will affect the kinematics of final state particle; hence we rely on the kinematic observables such as energy, transverse momentum, pseudorapidity of final state particles to search for QGP. Indirect signatures such as strangeness enhancement,  $J/\psi$  suppression, jet quenching can signal the presence of QGP. Experiments like RHIC and LHC have already announced QGP formation based on results related to these indirect signatures.

QGP state is so far believed to be formed only in heavy-ion collision and not in the  $pp$  collision because we have a large number of nucleons bound inside a nucleus in heavy-ion and hence it is possible to achieve high energy density and temperature required for the formation of QGP in ultra relativistic heavy-ion collision.

Multiple scattering becomes an essential factor in high energy  $pp$  collision, and large number of scattering can amount to large multiplicity. This might lead to a high energy density over a smaller volume, an ideal QGP formation scenario.

Small collision system such as  $pp$  and  $pA$  collision have long been used to establish a baseline for QGP searches in the heavy-ion collision. Comparison with such baseline has provided us with different evidence of QGP signatures in heavy-ion collision, for example, jet quenching [1], collective flow [2], quarkonia suppression and regeneration [3].

Recent results from high multiplicity  $pp$  collision show some effects [4] that are so far considered typical of heavy-ion collision. ALICE experiment in 2017 reported an enhancement in production of strange hadrons [5] that is a

signature of QGP formation. This result demonstrated the similarity in the underlying physics mechanism responsible for particle production in high multiplicity  $pp$  and heavy-ion collision.

These results on high multiplicity  $pp$  collision at different energies have opened up a new avenue in high energy physics to search for QGP state. With data availability at different multiplicities, it will be interesting to analyse the variation of different thermodynamical properties with multiplicity in  $pp$  collision and compare it with the variation shown by data from heavy-ion collision experiment.

From standard statistical mechanics, we know that the study of thermodynamical properties of a statistical system require the distribution of energy of its constituent particles. Transverse momentum ( $p_T$ ), is the component of the momentum of final state particle in direction transverse to the reaction plane. It is related to the energy of particles through transverse mass,  $m_T$ , as:

$$E = m_T \cosh(y) \quad (1)$$

and  $m_T = \sqrt{m^2 + p_T^2}$ . The  $p_T$ -spectra of final state particles produced in high energy collision carry important information about the dynamical and thermal properties of the system created in the collision. Hence proper parameterization of  $p_T$ -spectra is necessary to extract the important thermodynamical parameters. Interaction of quarks and gluons is governed by the Quantum Chromodynamics (QCD) theory. However, due to very high coupling strength at low energies, it is difficult to apply perturbative QCD to explain the spectra. Hence, we rely on the phenomenological models. Several models have been developed, however, most widely used are the statistical thermal models. Boltzmann-Gibbs (BG) statistics [6, 7], Tsallis statistics [8], Blast-Wave model [9, 10], Tsallis Blast-Wave (TBW)[9, 10], etc. are some of the widely used models to study  $p_T$ -spectra. Although, these models are widely used to study the transverse momentum spectra however, their applicability is limited to low- $p_T$  region and they start to deviate from the experimental data as we move toward high- $p_T$  part of the spectra. For the purpose of this analysis we need to study the  $p_T$ -spectra over varying  $p_T$  range starting from low- $p_T$  region upto very high- $p_T$  range and hence we have utilized

<sup>a</sup> sjena@iisermohali.ac.in

the q-Weibull distribution function [11]. This distribution function has been shown to nicely fit the spectra even at high- $p_T$  region.

In this work, we have performed a comparative study of transverse momentum spectra ( $p_T$ ) of final state particles produced in heavy-ion collision and in high multiplicity pp collision. We used the data for  $p_T$  spectra of charged hadrons in different multiplicity classes produced in  $pp$  collision at  $\sqrt{s_{NN}} = 5.02, 7$  and  $13$  TeV [12, 13] along with various centrality  $PbPb$  collision at  $\sqrt{s_{NN}} = 2.76$  and  $5.02$  TeV [14, 15].

In the next section, we will discuss the model used to study the transverse momentum spectra and then we will present the results of our analysis.

## II. Q-WEIBULL DISTRIBUTION

Weibull distribution is a continuous probability distribution described in 1951 by Swedish mathematician Waloddi Weibull. In Weibull distribution, the probability distribution function is given as:

$$P(x, \lambda, k) = \begin{cases} \frac{k}{\lambda} \left(\frac{x}{\lambda}\right)^{k-1} e^{-(x/\lambda)^k} & x \geq 0 \\ 0 & x < 0 \end{cases}$$

Here  $k$  represents the shape parameter and  $\lambda$  is the scale parameter of the distribution and  $k$  &  $\lambda > 0$ . Weibull distribution has been used previously to describe the process where the fragmentation and sequential branching drives dynamical evolution of the system [16, 17] which makes it a suitable choice to be tested in particle production study.

Incorporating Tsallis statistics to Weibull distribution gives us q-Weibull distribution:

$$P_q(x, q, \lambda, k) = \frac{k}{\lambda} \left(\frac{x}{\lambda}\right)^{k-1} e_q^{-\left(\frac{x}{\lambda}\right)^k} \quad (2)$$

where

$$e_q^{-\left(\frac{x}{\lambda}\right)^k} = \left(1 - (1 - q) \left(\frac{x}{\lambda}\right)^k\right)^{\left(\frac{1}{1-q}\right)} \quad (3)$$

In the limit  $k = 1$  and  $q \neq 1$ , Eq. 3 reduces to q-exponential.

In Ref. [11], q-Weibull formalism has been used for the first time to explain the  $p_T$  spectra of charged hadrons and it is observed that this model is in good agreement with the  $p_T$  spectra over broad range of  $p_T$  for both pp as well as heavy-ion collision.

One important point to note here is that since q-Weibull distribution reduces to exponential distribution only when both q and k reduces to 1, q parameter cannot be directly interpreted as a parameter that quantify deviation from thermal equilibrium. However, q parameters extracted from Tsallis distribution and q-Weibull distribution show similar centrality dependence [11], we

TABLE I: multiplicity classes  $\langle dN_{ch}/d\eta \rangle$

Multiplicity class	5.02 TeV	7 TeV	13 TeV
V0M I	$19.2 \pm 0.9$	$21.3 \pm 0.6$	$26.6 \pm 1.1$
V0M II	$15.1 \pm 0.7$	$16.5 \pm 0.5$	$20.5 \pm 0.8$
V0M III	$12.4 \pm 0.6$	$13.5 \pm 0.4$	$16.7 \pm 0.7$
V0M IV	$10.7 \pm 0.5$	$11.5 \pm 0.3$	$14.3 \pm 0.6$
V0M V	$9.47 \pm 0.47$	$10.1 \pm 0.3$	$12.6 \pm 0.5$
V0M VI	$8.04 \pm 0.42$	$8.45 \pm 0.25$	$10.6 \pm 0.5$
V0M VII	$6.56 \pm 0.37$	$6.72 \pm 0.21$	$8.46 \pm 0.4$
V0M VIII	$5.39 \pm 0.32$	$5.4 \pm 0.17$	$6.82 \pm 0.34$
V0M IX	$4.05 \pm 0.27$	$3.9 \pm 0.14$	$4.94 \pm 0.28$
V0M X	$2.27 \pm 0.27$	$2.26 \pm 0.12$	$2.54 \pm 0.26$

can relate q parameter of q-Weibull distribution with the deviation from thermal equilibrium.

We begin our analysis by fitting the invariant yield of charged hadrons with q-Weibull distribution over different energies for  $pp$ ,  $pPb$  as well as  $PbPb$  collision. We fitted the distribution function with transverse momentum spectra of charged hadrons at different multiplicity of pp collision at 5.02 TeV, 7 TeV and 13 TeV, and different centrality data produced in 2.76 TeV  $PbPb$  collision. We also considered the spectra of charged hadrons produced in  $pPb$  collision at 5.02 TeV. Predicted values from q-Weibull distribution match closely with the actual data. Further, the value of  $\chi^2/NDF$  obtained from data-theory comparison also suggest a good agreement between data and theoretical model.

We then analysed the data for different  $p_T$  range to observe if there is any significant difference in the pattern of variation of q parameter with multiplicity. In figures 1, 2, 3, 4, we have provided the fitting plots for different  $p_T$  range of charged hadrons spectra. From Fig. 5 and 6, we observe that, for heavy-ion collision, q value decreases with increase in centrality; however, Fig. 8 show a trend reversal in high  $p_T$  range. For small  $p_T$  range more central collision (which correspond to high multiplicity) have smaller q value and q value increase with the increase in centrality. This indicates that the system departs from equilibrium as we increase the centrality. This observation agrees with the hydrodynamical picture and is inline with the results obtained from the Tsallis Blast Wave (TBW) fits [10]. However, in Fig. 8, we see a trend reversal in high  $p_T$  range. We observe highest q value for most central collision and q value decreases as we move toward peripheral collision. This result has also been reported along with a similar trend for charged hadrons spectra in  $Au - Au$  200 GeV collision in [11]. This trend reversal is believed to be because of the dominance of hard scattering processes in particle production mechanism at high  $p_T$  regime [11]. Hence more central collision will be "harder" and have higher initial state fluctuation, and hence they will deviate more away from equilibrium.

We performed a similar  $p_T$  range dependent analysis for different multiplicity data produced in 5.02, 7 and 13 TeV  $pp$  collision along with the same for  $pPb$  data at 5.02 TeV. Table 1, provides the V0M multiplicity class

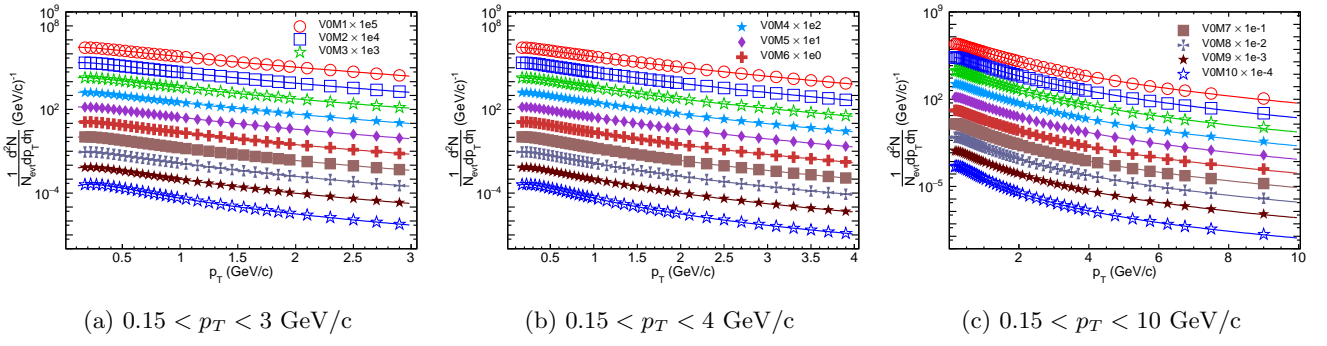


FIG. 1: Transverse momentum spectra of charged hadron produced in pp collision at 5.02 TeV [12] as measured by ALICE experiment.

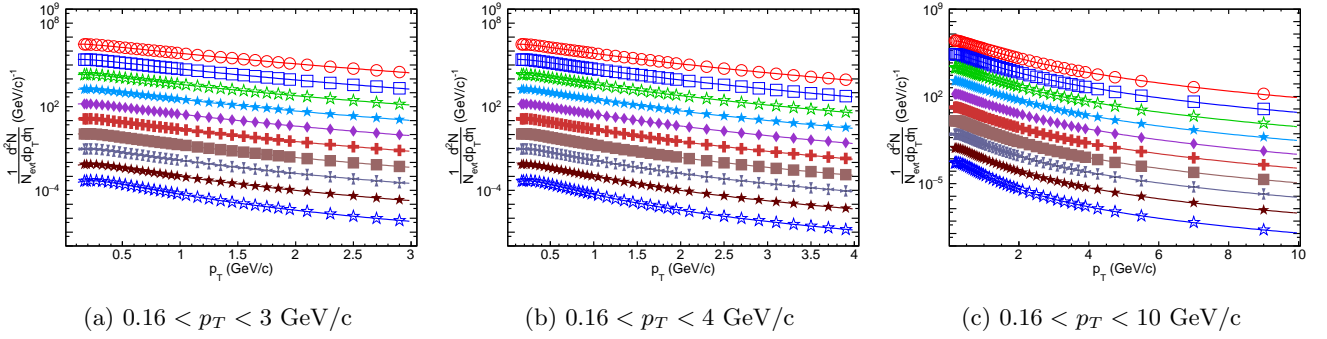


FIG. 2: Transverse momentum spectra of charged hadron produced in pp collision at 7 TeV [13] as measured by ALICE experiment.

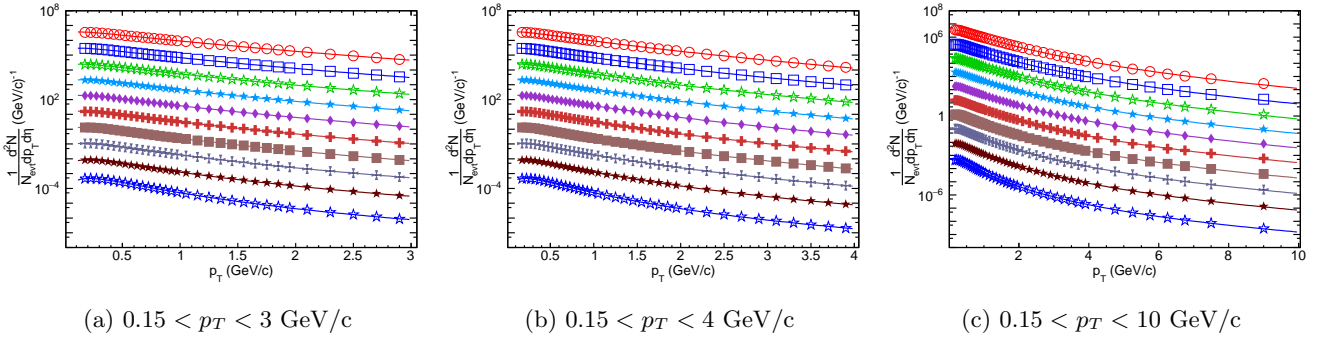


FIG. 3: Transverse momentum spectra of charged hadron produced in pp collision at 13 TeV [12].

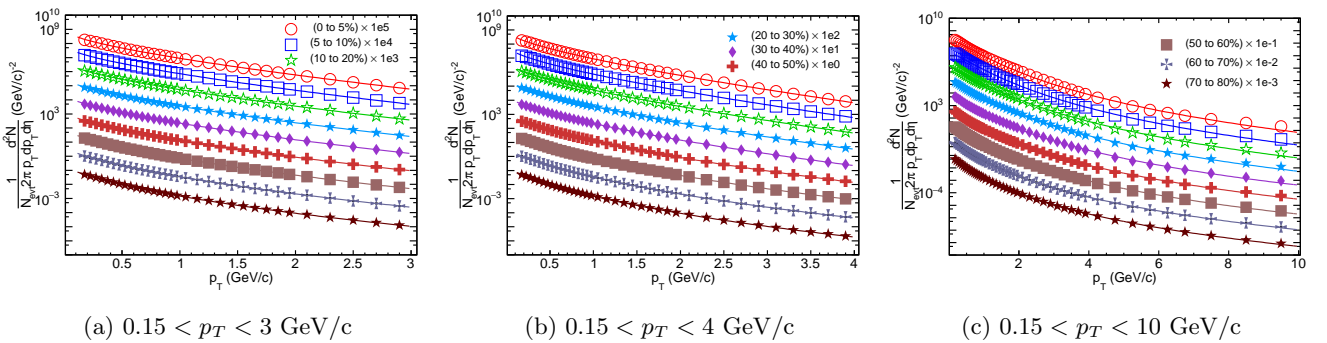


FIG. 4: Transverse momentum spectra of charged hadron produced in  $PbPb$  collision at 2.76 TeV [14] as measured by ALICE experiment.

and corresponding multiplicity for  $pp$  collision at three different energies. From figures 5 and 6, we observed that the trend for low  $p_T$  range is similar to what is observed in heavy-ion collision however we do not see a trend reversal for high  $p_T$  range as is shown in figures 7 and 8.

In  $pp$  collision, even for high  $p_T$  range, we observe the lowest  $q$  value at highest multiplicity, and  $q$  value increases as we move toward low multiplicity. This indicates that the system is more closer to equilibrium at higher multiplicity. Since hard and semi-hard processes contribute significantly in particle production at high  $p_T$  regime in  $pp$  collision, so the trend for  $q$ -parameter should be similar to heavy-ion collision, *i.e.*,  $q$  value should be high for higher multiplicity.

This disparity between heavy-ion collision and hadron-hadron collision points toward a significant difference in particle production mechanism. As already pointed out in the introduction, recent studies are suggesting a similar evolution scenario for high multiplicity  $pp$  collision and heavy-ion collision with a QGP like initial state, however, our observation suggests otherwise. Hence a detailed theoretical study of particle production mechanism in both type of collision system is required.

As already pointed out in Ref. [11], trend reversal in high  $p_T$  range of heavy-ion collision is because of hardening of spectra owing to the dominance of initial pQCD hard scattering process. This effect is more dominant in the central collision and makes the spectra more like power law making the  $q$  values deviate more from the equilibrium value of 1.

Thermalization is an important criterion for QGP formation. It can be achieved through the mutual interaction between the constituents of fireball provided there is sufficient enough volume, which is the case in heavy-ion collision. However, in the small system such as in  $pp$  collision, volume is low as can be observed from radius parameter in Fig. 10. The thermalization in the small system can be achieved by multiple interactions leading to a phenomenon known as Multi Partonic Interaction (MPI) given that the interacting particles have sufficient momenta.

Another intriguing observation that appears from Fig. 9 is that at a particular multiplicity, for low  $p_T$  range, the value of  $q$  decreases with increase in  $p_T$  range. In contrast, it increases with increase in  $p_T$  range for high  $p_T$  range both in case of AA and  $pp$  collision. For high  $p_T$  range, this observation is obvious as the high  $p_T$  particles come from hard scattering processes leading to an increment in  $q$  (more power-law like behaviour). However, the opposite trend at low  $p_T$  warrants a closer look into the physical understanding in this region.

### III. TSALLIS AND RADIUS CALCULATION

Tsallis statistics is a generalization of Boltzmann-Gibbs statistics proposed by Tsallis in 1988. It is also

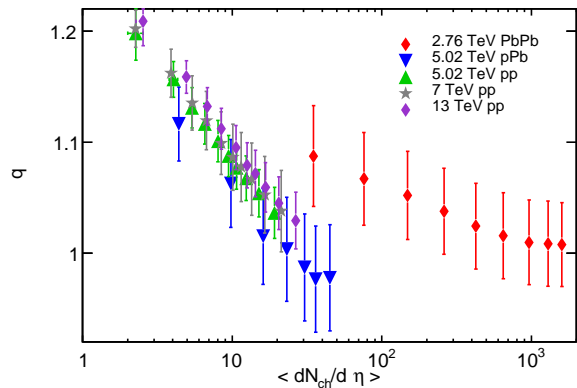


FIG. 5: Variation of  $q$  parameter with multiplicity for  $p_T < 3$  GeV/c obtained by fitting charged hadron spectra produced  $pp$  [12, 13],  $pPb$  [18] and  $PbPb$  [14] collision at different energies .

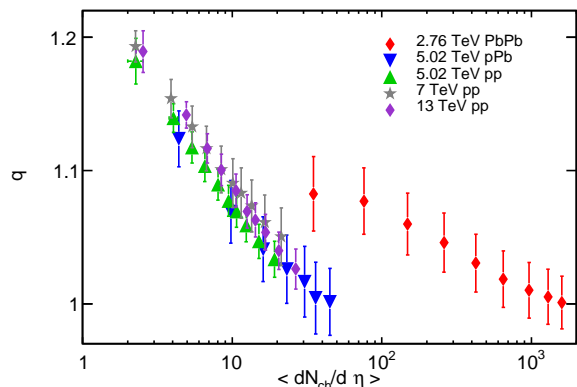


FIG. 6: Variation of  $q$  parameter with multiplicity for  $p_T < 4$  GeV/c obtained by fitting charged hadron spectra produced  $pp$  [12, 13],  $pPb$  [18] and  $PbPb$  [14] collision at different energies .

broadly known as non-extensive statistical mechanics where an additional parameter  $q$  is introduced to take care of non-extensivity in the system. Another importance of  $q$  parameter is that it gives us a measure of the deviation of the system from thermal equilibrium.

In Tsallis case, normal exponential is replaced by  $q$ -exponential

$$exp_q(x) = [1 + (q-1)x]^{\frac{1}{q-1}} \quad (4)$$

The functional form of transverse momentum spectra in Tsallis statistics is given as

$$\frac{1}{2\pi p_T} \frac{d^2 N}{dp_T dy} = \frac{gV m_T}{(2\pi)^3} \left[ 1 + (q-1) \frac{m_T}{T} \right]^{-\frac{q}{q-1}} \quad (5)$$

Motivated by the radius estimation technique in Ref. [19], we have performed the data-theory comparison of Tsallis distribution function with charged hadron spectra data in

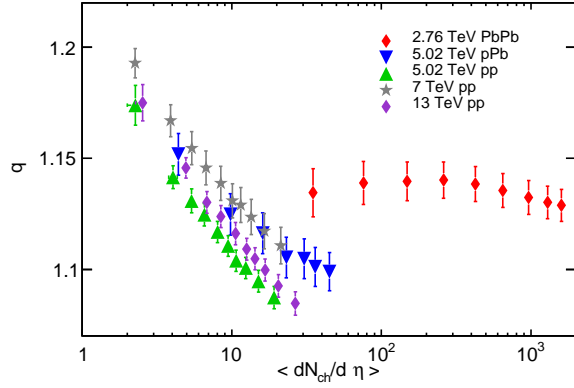


FIG. 7: Variation of  $q$  parameter with multiplicity for  $p_T < 10$  GeV/c obtained by fitting charged hadron spectra produced in pp [12, 13],  $pPb$  [18] and  $PbPb$  [14] collision at different energies.

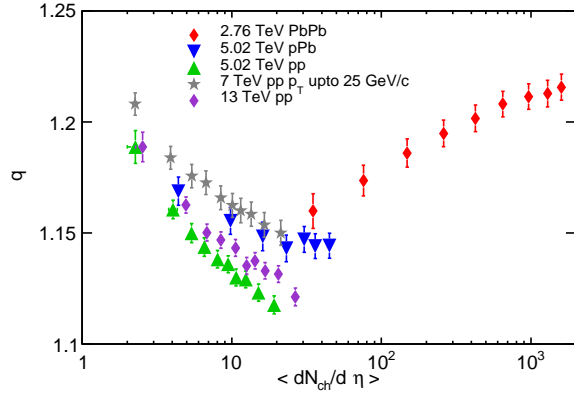


FIG. 8: Variation of  $q$  parameter with multiplicity for  $p_T < 20$  GeV/c obtained by fitting charged hadron spectra produced pp [12, 13],  $pPb$  [18] and  $PbPb$  [14] collision at different energies .

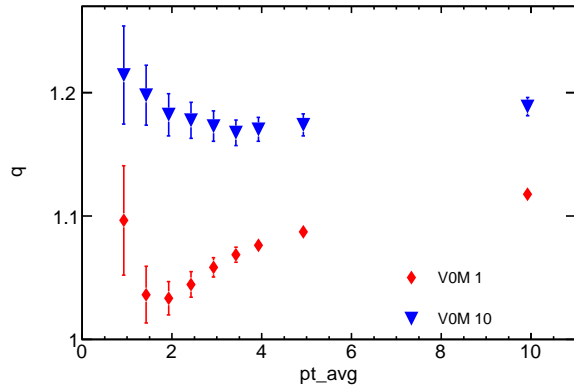


FIG. 9: Variation of  $q$  parameter with varying  $p_T$  range for 5.02 TeV pp collision data for two different multiplicity classes.

$p_T$  range of  $0.15 < p_T < 3.0$  GeV/c at different multiplicity in  $pp$ ,  $pPb$  and  $PbPb$  collision at different energies. We have used the parameter estimation technique to extract the value of volume parameter "V" and ultimately radius. Variation of the radius with event multiplicity has been presented in Fig. 10 for different energies of  $pp$ ,  $pPb$  and  $PbPb$  collision. We obtained exciting results in  $pp$  collision. Here, the radius parameter seems to follow a trend with multiplicity irrespective of collision energies, particularly at lower multiplicities. And the trend continues for the heavy-ion collision data.

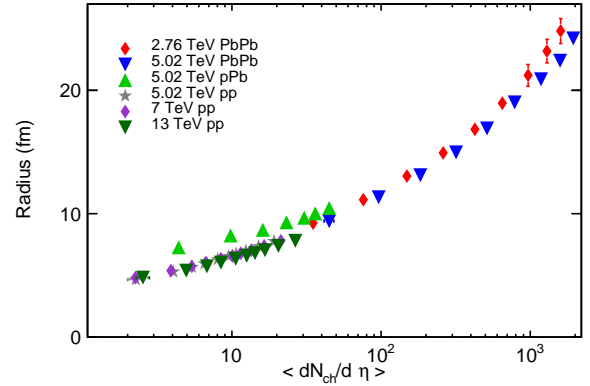


FIG. 10: Variation of radius parameter with multiplicity obtained by performing Tsallis fit to charged hadron spectra produced in pp [12, 13],  $pPb$  [18] and  $PbPb$  [14, 15] collision at different energies.

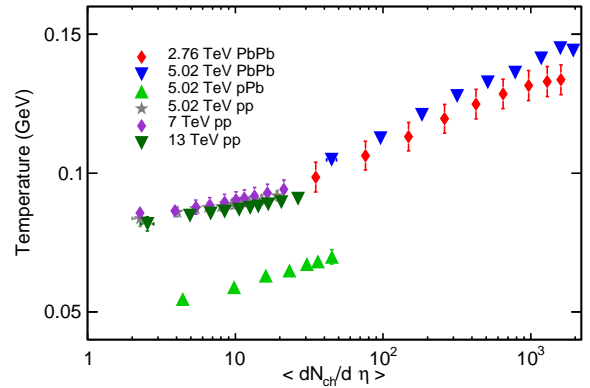


FIG. 11: Variation of temperature with multiplicity obtained by performing Tsallis fit to charged hadron spectra produced in pp [12, 13],  $pPb$  [18] and  $PbPb$  [14, 15] collision at different energies.

Further, we observed that the radius decreases as we move toward peripheral centrality in heavy-ion collision data which is inline with the expectation because the number of participant nucleons decrease from central to peripheral collision. Another interesting observation is that the radius is smaller in 5.02 TeV collision as compared to 2.76 TeV.

We also studied freeze-out temperature in Fig. 11 and observed that there is a clear distinction between  $PbPb$  temperature at 5.02 and 2.76 TeV with higher energy collision decoupling earlier in time (corresponding to the higher temperature and lower radii (Fig. 10)) as compared to lower energy. Also, value of effective temperature approaches a constant value after certain number of participants in heavy-collision. However in pp collision, we observe a gradual rise in temperature with increase in multiplicity. Similar trend in temperature versus multiplicity are also reported for the color string percolation model [20, 21].

#### IV. SUMMARY

In this paper, we have performed a  $p_T$  range dependent study of the  $q$  parameter using the  $q$ -Weibull distribution function. The summary of results obtained in this work is listed below:

- A trend reversal in  $q$  parameters is obtained in the heavy-ion collision as we move toward high-

$p_T$  range however such reversal is not obtained in case of pp collision.

- The variation of  $q$  parameter obtained using the  $q$ -Weibull fit to the data for both pp and AA collision shows an opposite trend in low- $p_T$  and high- $p_T$  region. The increase in high- $p_T$  region can be due to the presence of hard scattering process however the explanation of decreasing trend in low- $p_T$  region requires more understanding of particle production in this region.
- The radius parameter obtained using the Tsallis fit to the experimental data shows a trend with multiplicity irrespective of the collision energy and the collision system.

#### V. ACKNOWLEDGEMENT

R. Gupta would like to acknowledge that work is carried out using the computing facility in EHEP lab, IISER Mohali.

- 
- [1] S. Chatrchyan *et al.* [CMS], Phys. Rev. C **84**, 024906 (2011) doi:10.1103/PhysRevC.84.024906 [arXiv:1102.1957 [nucl-ex]].
- [2] K. Aamodt *et al.* [ALICE], Phys. Rev. Lett. **107**, 032301 (2011) doi:10.1103/PhysRevLett.107.032301 [arXiv:1105.3865 [nucl-ex]].
- [3] S. Chatrchyan *et al.* [CMS], JHEP **05**, 063 (2012) doi:10.1007/JHEP05(2012)063 [arXiv:1201.5069 [nucl-ex]].
- [4] V. Khachatryan *et al.* [CMS], Phys. Lett. B **765**, 193-220 (2017) doi:10.1016/j.physletb.2016.12.009 [arXiv:1606.06198 [nucl-ex]].
- [5] J. Adam *et al.* [ALICE], Nature Phys. **13**, 535-539 (2017) doi:10.1038/nphys4111 [arXiv:1606.07424 [nucl-ex]].
- [6] E. Schnedermann, J. Sollfrank and U. W. Heinz, Phys. Rev. C **48**, 2462-2475 (1993) doi:10.1103/PhysRevC.48.2462 [arXiv:nucl-th/9307020 [nucl-th]].
- [7] L. Stodolsky, Phys. Rev. Lett. **75**, 1044-1045 (1995) doi:10.1103/PhysRevLett.75.1044
- [8] C. Tsallis, J. Statist. Phys. **52**, 479-487 (1988) doi:10.1007/BF01016429
- [9] O. Ristea, A. Jipa, C. Ristea, T. Esanu, M. Calin, A. Barzu, A. Scurtu and I. Abu-Quoad, J. Phys. Conf. Ser. **420**, 012041 (2013) doi:10.1088/1742-6596/420/1/012041
- [10] Z. Tang, Y. Xu, L. Ruan, G. van Buren, F. Wang and Z. Xu, Phys. Rev. C **79**, 051901 (2009) doi:10.1103/PhysRevC.79.051901 [arXiv:0812.1609 [nucl-ex]].
- [11] S. Dash and D. P. Mahapatra, Eur. Phys. J. A **54**, no.4, 55 (2018) doi:10.1140/epja/i2018-12487-4
- [12] S. Acharya *et al.* [ALICE], Eur. Phys. J. C **79**, no.10, 857 (2019) doi:10.1140/epjc/s10052-019-7350-y [arXiv:1905.07208 [nucl-ex]].
- [13] S. Acharya *et al.* [ALICE], Phys. Rev. C **99**, no.2, 024906 (2019) doi:10.1103/PhysRevC.99.024906 [arXiv:1807.11321 [nucl-ex]].
- [14] B. Abelev *et al.* [ALICE], Phys. Lett. B **720**, 52-62 (2013) doi:10.1016/j.physletb.2013.01.051 [arXiv:1208.2711 [hep-ex]].
- [15] S. Acharya *et al.* [ALICE], JHEP **11**, 013 (2018) doi:10.1007/JHEP11(2018)013 [arXiv:1802.09145 [nucl-ex]].
- [16] Wilbur K. Brown, Journal of Astrophysics and Astronomy **10**, 89 (1989)
- [17] W. K. Brown and K. H. Wohletz, Journal of Applied Physics **78**, 2758 (1995)
- [18] J. Adam *et al.* [ALICE], Phys. Lett. B **760**, 720-735 (2016) doi:10.1016/j.physletb.2016.07.050 [arXiv:1601.03658 [nucl-ex]].
- [19] J. Cleymans and D. Worku, Eur. Phys. J. A **48**, 160 (2012) doi:10.1140/epja/i2012-12160-0 [arXiv:1203.4343 [hep-ph]].
- [20] D. Sahu, S. Tripathy, R. Sahoo and S. K. Tiwari, Eur. Phys. J. A **58**, no.4, 78 (2022) doi:10.1140/epja/s10050-022-00735-5 [arXiv:2001.01252 [hep-ph]].
- [21] A. N. Mishra, D. Sahu and R. Sahoo, MDPI Physics **4**, no.1, 315-328 (2022) doi:10.3390/physics4010022 [arXiv:2104.02328 [hep-ph]].