

# An Automata-based Framework for Verification and Bug Hunting in Quantum Circuits (Technical Report)

YU-FANG CHEN, Academia Sinica, Taiwan

KAI-MIN CHUNG, Academia Sinica, Taiwan

ONDŘEJ LENGÁL, Brno University of Technology, Czech Republic

JYUN-AO LIN, NARLabs, Taiwan

WEI-LUN TSAI, Academia Sinica, Taiwan

DI-DE YEN, MPI SWS, Germany

We introduce a new paradigm for analysing and finding bugs in quantum circuits. In our approach, the problem is given by a triple  $\{P\} C \{Q\}$  and the question is whether, given a set  $P$  of quantum states on the input of a circuit  $C$ , the set of quantum states on the output is equal to (or included in) a set  $Q$ . While this is not suitable to specify, e.g., functional correctness of a quantum circuit, it is sufficient to detect many bugs in quantum circuits. We propose a technique based on *tree automata* to compactly represent sets of quantum states and develop transformers to implement the semantics of quantum gates over this representation. Our technique computes with an algebraic representation of quantum states, avoiding the inaccuracy of working with floating-point numbers. We implemented the proposed approach in a prototype tool and evaluated its performance against various benchmarks from the literature. The evaluation shows that our approach is quite scalable, e.g., we managed to verify a large circuit with 40 qubits and 141,527 gates, or catch bugs injected into a circuit with 320 qubits and 1,758 gates, where all tools we compared with failed. In addition, our work establishes a connection between quantum program verification and automata, opening new possibilities to exploit the richness of automata theory and automata-based verification in the world of quantum computing.

## 1 INTRODUCTION

The concept of *quantum computing* appeared around 1980 with the promise to solve many problems challenging for classical computers. Quantum algorithms for such problems started appearing later, such as Shor’s factoring algorithm [61], a solution to the hidden subgroup problem by Ettinger *et al.* [32], Bernstein-Vazirani’s algorithm [12], or Grover’s search [40]. For a long time, no practical implementation of these algorithms has been available due to the missing hardware. Recent years have, however, seen the advent of quantum chips claiming to achieve *quantum supremacy* [11], i.e., the ability to solve a problem that a state-of-the-art supercomputer would take thousands of years to solve. As it seems that quantum computers will occupy a prominent role in the future, systems and languages for their programming are in active development (e.g., [6, 39, 71]), and efficient quantum algorithms for solutions of real-world problems, such as machine learning [13, 25], recommendation systems [46], optimization [52], or quantum chemistry [20], have started appearing.

The exponential size of the underlying computational space and the probabilistic nature makes it, however, extremely challenging to reason about quantum programs—both for human users and automated analysis tools. Currently, existing automated analysis approaches are mostly unable to handle large-scale circuits [35, 36, 77–79], inflexible in checking user-specified properties [7, 19, 26, 33, 39, 56, 57, 60, 64, 67, 68, 84, 85], or imprecise and unable to catch bugs [59, 82]. Scalable and flexible automated analysis tools for quantum circuits are indeed missing.

---

Authors’ addresses: Yu-Fang Chen, Academia Sinica, Taiwan, yfc@iis.sinica.edu.tw; Kai-Min Chung, Academia Sinica, Taiwan, kmchung@iis.sinica.edu.tw; Ondřej Lengál, Brno University of Technology, Czech Republic, lengal@fit.vutbr.cz; Jyun-Ao Lin, NARLabs, Taiwan, jyulin@gmail.com; Wei-Lun Tsai, Academia Sinica, Taiwan, alan23273850@gmail.com; Di-De Yen, MPI SWS, Germany, bottlebottle13@gmail.com.

In this paper, we propose a new paradigm for analysing and finding bugs in quantum circuits. In our approach, the problem is given by a triple  $\{P\} C \{Q\}$ , where  $C$  is a quantum circuit and  $P$  and  $Q$  are sets of quantum states. The verification question that we address is whether the set of output quantum states obtained by running  $C$  on all states from  $P$  is equal to (or included in) the set  $Q$ . While this kind of property is not suitable to specify, e.g., functional correctness of a quantum circuit, it is sufficient to obtain a lot of useful information about a quantum circuit, such as finding constants (will a circuit evaluate to the same quantum state for all inputs in  $P$ ) or detecting bugs.

We create a framework for analysing the considered class of properties based on (*finite tree automata* (TAs) [27]. Languages of TAs are set of trees; in our case, we consider TAs whose languages contain full binary trees with the height being the number of qubits in the circuit. Each branch (a path from a root to a leaf) in such a tree corresponds to one *computational basis state* (e.g.,  $|0000\rangle$  or  $|0101\rangle$  for a four-qubit circuit), and the corresponding leaf represents the *complex amplitude* of the state (we use an algebraic encoding of complex numbers by tuples of integers to have a precise representation and avoid possible inaccuracies when dealing with floating-point numbers<sup>1</sup>; this encoding is sufficient for a wide variety of quantum gates, including the Clifford+T universal set [16]). Sets of such trees can be in many cases encoded compactly using TAs, e.g., storing the output of Bernstein-Vazirani’s algorithm [12] over  $n$  qubits requires a vector of  $2^n$  complex numbers, but can be encoded by a linear-sized TA. For each quantum gate, we construct a transformation that converts the input states TA to a TA representing the gate’s output states. Testing equivalence and inclusion between the TA representing the set of outputs of a circuit and the post-condition  $Q$  (from  $\{P\} C \{Q\}$ ) can then be done by standard TA language inclusion/equivalence testing algorithms [2, 3, 27, 47]. If the test fails, the framework generates a witness for diagnosis.

The most direct application of our framework is as a quick *underapproximation of a quantum circuit non-equivalence test*. Quantum circuit (non-)equivalence testing is an essential part of the quantum computing toolkit. Its prominent use is in verifying results of circuit optimization, which is a necessary part of quantum circuit compilation in order to achieve the expected fidelity of quantum algorithms running on real-world quantum computers, which are heavily affected by noise and decoherence [8, 41, 43, 44, 52, 53, 58, 62, 73]. Already in the world of classical programs, optimizer bugs are being found on a regular basis in compilers used daily by tens of thousands of programmers (see, e.g., [49]). In the world of quantum, optimization is much harder than in the classical setting, with many opportunities to introduce subtle and hard-to-discover bugs into the optimized circuits. It is therefore essential to be able to check that an output of an optimizer is functionally equivalent to its input. Moreover, global optimization techniques, such as genetic algorithms [50, 63], may use (somehow quantified) circuit (non-)equivalence as the fitness function.

Testing quantum circuit (non-)equivalence is, however, a challenging task (QMA-complete [45]). Due to its complexity, approaches that can quickly establish circuit non-equivalence are highly desirable to be used, e.g., as a preliminary check before a more heavy-weight procedure, such as [19, 58, 66, 69, 74], is used. One currently employed fast non-equivalence check is to use (possibly informed) random stimuli generation [18]. Finding subtle bugs by random testing is, however, challenging with no guarantees due to the immense (in general uncountable) underlying state space.

Our approach can be used as follows: we start with a TA encoding the set of possible input states (created by the user or automatically) and run our analysis of the circuit over it, obtaining a TA  $\mathcal{A}$  representing the set of all outputs. Then, we take the optimized circuit, run it over the same TA with inputs and obtain a TA  $\mathcal{A}'$ . Finally, we check whether  $\mathcal{L}(\mathcal{A}) = \mathcal{L}(\mathcal{A}')$ . If the equality does not hold, we can conclude that the circuits are not functionally equivalent (if the equality holds, there can, however, still be some bug that does not manifest in the set of output states).

<sup>1</sup>Integer numbers of an arbitrary precision can be handled, e.g., by the popular GMP [1] package.

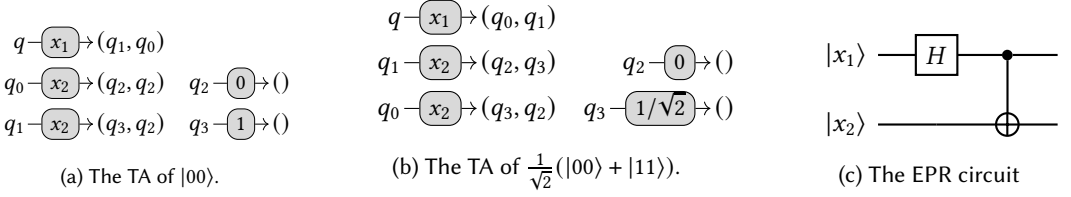


Fig. 1. Constructing the Bell state

We implemented our technique in a prototype called `AUTOQ` and evaluated it over a wide range of quantum circuits, including some prominent quantum algorithms, randomly generated circuits, reversible circuits from `REVLIB` [70], and benchmarks from the tool `FEYNMAN` [7]. The results show that our approach is quite scalable. We did not find any tool with the same functionality with ours and hence pick the closest state-of-the-art tools: a circuit simulator `SLIQSIM` [64] and circuit equivalence checkers `FEYNMAN` [7] (based on path-sum) and `QCEC` [19] (combining ZX-calculus, decision diagrams, and random stimuli generation), as the baseline tools to compare with. In the first experiments, we evaluated `AUTOQ`'s capability in verification against pre- and post-conditions. We managed to verify the functional correctness (w.r.t. one input state) of a circuit implementing Grover's search algorithm with 40 qubits and 141,527 gates. We then evaluated `AUTOQ` on circuits with injected bugs. The results confirm our claim—`AUTOQ` was able to find injected bugs in various huge-scale circuits, including one with 320 qubits and 1,758 gates, which the other tools failed to find.

In addition to the practical utility, our work also bridges the gap between quantum verification and classical verification, particularly automata-based approaches such as *regular (tree) model checking* [14, 15, 54] or string manipulation verification [80, 81]. We believe that the connection we establish can start new fruitful collaboration between the two rich fields.

*Overview:* We use a concrete example to demonstrate how to use our approach. Assume that we want to design a circuit constructing the Bell state, i.e., a 2-qubit circuit converting a basis state  $|00\rangle$  to a maximally entangled state  $\frac{1}{\sqrt{2}}(|00\rangle + |11\rangle)$ . We first prepare TAs corresponding to the precondition (Fig. 1a) and postcondition (Fig. 1b). Both TAs use  $q$  as the root state and accept only one tree. One can see the correspondence between quantum states and TAs by traversing their structure. The precise definition will be given in Section 2 and Section 3. Our approach will then use the transformers from Sections 4 to 6 to construct a TA  $\mathcal{A}$  recognizing the quantum states after executing the EPR circuit (Fig. 1c) from the precondition TA (Fig. 1a). We will then use TA language inclusion/equivalence tool `VATA` [47] to check  $\mathcal{A}$  against the postcondition TA. If the circuit is buggy, our approach will return a witness quantum state that is reachable from the precondition, but not allowed by the postcondition. From our experience of preparing benchmark examples, in many cases, this approach helps us finding out bugs from incorrect designs.

## 2 PRELIMINARIES

We assume basic knowledge of linear algebra and quantum circuits. Below, we only give a short overview and fix notation; for more details, see, e.g., the textbook of Nielsen and Chuang [55].

By default, we work with vectors and matrices over complex numbers  $\mathbb{C}$ . In particular, we use  $\mathbb{C}^{m \times n}$  to denote the set of all  $m \times n$  complex matrices. Given a  $k \times \ell$  matrix  $(a_{xy})$ , its *transpose* is the  $\ell \times k$  matrix  $(a_{xy})^T = (a_{yx})$  obtained by flipping  $(a_{xy})$  over its diagonal. A  $1 \times k$  matrix is called a *row vector* and a  $k \times 1$  matrix is called a *column vector*. To save vertical space, we often write a column vector  $v$  using its row transpose  $v^T$ . We use  $I$  to denote the *identity* matrix of any dimension (which should be clear from the context). The *conjugate* of a complex number  $a + bi$  is the complex number  $a - bi$ , and the *conjugate transpose* of a matrix  $A = (a_{xy})$  is the matrix

$A^\dagger = (c_{yx})$  where  $c_{yx}$  is the conjugate of  $a_{yx}$ . For instance,  $\begin{pmatrix} 1+i & 2-2i & 3 \\ 4-7i & 0 & 0 \end{pmatrix}^\dagger = \begin{pmatrix} 1-i & 4+7i \\ 2+2i & 0 \\ 3 & 0 \end{pmatrix}$ .

The *inverse* of a matrix  $A$  is denoted as  $A^{-1}$ . A square matrix  $A$  is *unitary* if  $A^\dagger = A^{-1}$ . The *Kronecker product* of  $A = (a_{xy}) \in \mathbb{C}^{k \times \ell}$  and  $B \in \mathbb{C}^{m \times n}$  is the  $km \times \ell n$  matrix  $A \otimes B = (a_{xy}b)$ , for instance,

$$\begin{pmatrix} 1+i & 3 \\ 4-7i & 0 \end{pmatrix} \otimes \begin{pmatrix} \frac{1}{2} & 1 \\ -\frac{1}{2} & 0 \end{pmatrix} = \begin{pmatrix} (1+i) \cdot \begin{pmatrix} \frac{1}{2} & 1 \\ -\frac{1}{2} & 0 \end{pmatrix} & 3 \cdot \begin{pmatrix} \frac{1}{2} & 1 \\ -\frac{1}{2} & 0 \end{pmatrix} \\ (4-7i) \cdot \begin{pmatrix} \frac{1}{2} & 1 \\ -\frac{1}{2} & 0 \end{pmatrix} & 0 \cdot \begin{pmatrix} \frac{1}{2} & 1 \\ -\frac{1}{2} & 0 \end{pmatrix} \end{pmatrix} = \begin{pmatrix} \frac{1}{2} + \frac{1}{2}i & 1+i & \frac{3}{2} & 3 \\ -\frac{1}{2} - \frac{1}{2}i & 0 & -\frac{3}{2} & 0 \\ 2 - \frac{7}{2}i & 4-7i & 0 & 0 \\ -2 + \frac{7}{2}i & 0 & 0 & 0 \end{pmatrix}. \quad (1)$$

## 2.1 Quantum Circuits.

*Quantum states.* In a quantum system with  $n$  qubits, the qubits can be entangled, and its *quantum state* can be a quantum superposition of *computational basis states*  $\{|j\rangle \mid j \in \{0, 1\}^n\}$ . For instance, given a system with three qubits  $x_1, x_2$ , and  $x_3$ , the computational basis state  $|011\rangle$  denotes a state where qubit  $x_1$  is set to 0 and qubits  $x_2$  and  $x_3$  are set to 1. The superposition is then denoted in the Dirac notation as a formal sum  $\sum_{j \in \{0,1\}^n} a_j \cdot |j\rangle$ , where  $a_0, a_1, \dots, a_{2^n-1} \in \mathbb{C}$  are *complex amplitudes*<sup>2</sup> satisfying the property that  $\sum_{j \in \{0,1\}^n} |a_j|^2 = 1$ . Intuitively,  $|a_j|^2$  is the probability that when we measure the state in the computational basis, we obtain the state  $|j\rangle$ ; these probabilities need to sum up to 1 for all computational basis states. We note that the quantum state can alternatively be represented by a  $2^n$ -dimensional column vector<sup>3</sup>  $(a_0, \dots, a_{2^n-1})^T$  or by a function  $T: \{0, 1\}^n \rightarrow \mathbb{C}$ , where  $T(j) = a_j$  for all  $j \in \{0, 1\}^n$ . In the following, we will work mainly with the function representation, which we will see as a mapping from the domain of assignments to Boolean variables (corresponding to qubits) to  $\mathbb{C}$ . For instance, the quantum state  $\frac{1}{\sqrt{2}} \cdot |00\rangle + \frac{1}{\sqrt{2}} \cdot |01\rangle$  can be represented by the vector  $(\frac{1}{\sqrt{2}}, \frac{1}{\sqrt{2}}, 0, 0)^T$  or the function  $T = \{00 \mapsto \frac{1}{\sqrt{2}}, 01 \mapsto \frac{1}{\sqrt{2}}, 10 \mapsto 0, 11 \mapsto 0\}$ .

*Quantum gates.* Operations in quantum circuits are represented using quantum gates. A  $k$ -qubit *quantum gate* (i.e., a quantum gate with  $k$  inputs and  $k$  outputs) can be described using a  $2^k \times 2^k$  unitary matrix. When computing the effect of a  $k$ -qubit quantum gate  $U$  on the qubits  $x_\ell, \dots, x_{\ell+k-1}$  of an  $n$ -qubit quantum state represented using a  $2^n$ -dimensional vector  $v$ , we proceed as follows. First, we compute an auxiliary matrix  $U' = I_{n-(\ell+k-1)} \otimes U \otimes I_{\ell-1}$  where  $I_j$  denotes the  $2^j$ -dimensional identity matrix. Note that if  $U$  is unitary, then  $U'$  is also unitary. Then, the new quantum state is computed as  $v' = U' \times v$ . For instance, let  $n = 2$  and  $U$  be the Pauli- $X$  gate applied to the qubit  $x_1$ .

$$X' = X \otimes I = \begin{pmatrix} 0 & 1 \\ 1 & 0 \end{pmatrix} \otimes \begin{pmatrix} 1 & 0 \\ 0 & 1 \end{pmatrix} = \begin{pmatrix} 0 & 0 & 1 & 0 \\ 0 & 0 & 0 & 1 \\ 1 & 0 & 0 & 0 \\ 0 & 1 & 0 & 0 \end{pmatrix}, \quad v' = X' \times v = \begin{pmatrix} 0 & 0 & 1 & 0 \\ 0 & 0 & 0 & 1 \\ 1 & 0 & 0 & 0 \\ 0 & 1 & 0 & 0 \end{pmatrix} \times \begin{pmatrix} c_{00} \\ c_{01} \\ c_{10} \\ c_{11} \end{pmatrix} = \begin{pmatrix} c_{10} \\ c_{11} \\ c_{00} \\ c_{01} \end{pmatrix} \quad (2)$$

*Representation of complex numbers.* In order to achieve accuracy with no loss of precision, in this paper, when working with  $\mathbb{C}$ , we consider only a subset of complex numbers that can be expressed by the following algebraic encoding proposed in [85] (and also used in [64]):

$$\left(\frac{1}{\sqrt{2}}\right)^k (a + b\omega + c\omega^2 + d\omega^3), \quad (3)$$

<sup>2</sup>We abuse notation and sometimes identify a binary string with its (unsigned) integer value in the *most significant bit first* (MSBF) encoding, e.g., the string 0101 with the number 5.

<sup>3</sup>Observe that in order to satisfy the requirement for the amplitudes of quantum states, it must be a *unit* vector.

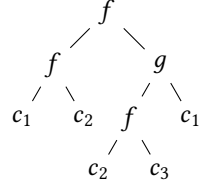
## An Automata-based Framework for Verification and Bug Hunting in Quantum Circuits

where  $a, b, c, d, k \in \mathbb{Z}$  and  $\omega = e^{\frac{i\pi}{4}}$ , the unit vector that makes an angle of  $45^\circ$  with the positive real axis in the complex plane). A complex number is then represented by a five-tuple  $(a, b, c, d, k)$ . Although the considered set of complex numbers is only a small subset of  $\mathbb{C}$  (it is countable, while the set  $\mathbb{C}$  is uncountable), the subset is already sufficient to describe a set of quantum gates that can implement universal quantum computation (cf. Section 4 for more details)<sup>4</sup>. The algebraic representation also allows efficient encoding of some operations. For example, because  $\omega^4 = -1$ , the multiplication of  $(a, b, c, d, k)$  by  $\omega$  can be carried out by a simple right circular shift of the first four entries and then taking the opposite number for the first entry, namely  $(-d, a, b, c, k)$ , which represents the complex number  $(\frac{1}{\sqrt{2}})^k(-d + a\omega + b\omega^2 + c\omega^3)$ . In the rest of the paper, we use  $\mathbf{0}$  and  $\mathbf{1}$  to denote the tuples for zero and one, i.e.,  $(0, 0, 0, 0, 0)$  and  $(1, 0, 0, 0, 0)$ , respectively. Using such an encoding, we represent quantum states by functions of the form  $T: \{0, 1\}^n \rightarrow \mathbb{Z}^5$ .

*Qubit Measurement.* After executing a quantum circuit, one can measure the final quantum state in the computational basis. The probability that the qubit  $x_j$  of a quantum state  $\sum_{i \in \{0,1\}^n} a_i \cdot |i\rangle$  is measured as the basis state  $|0\rangle$  can be computed from the amplitude:  $\text{Prob}[x_j = |0\rangle] = \sum_{i \in \{0,1\}^{n-j} \times \{0\} \times \{0,1\}^{j-1}} |a_i|^2$ . When  $x_j$  collapses to  $|0\rangle$  after the measurement, amplitudes of states with  $x_j = |1\rangle$  become 0 and amplitudes of states with  $x_j = |0\rangle$  are normalized using  $\frac{1}{\sqrt{\text{Prob}[x_j=|0\rangle]}}$ .

### 2.2 Tree Automata

*Binary Trees.* We use a ranked alphabet  $\Sigma$  with binary symbols  $f, g, \dots$  and constant symbols  $c_1, c_2, \dots$ . A *binary tree* is a *ground term* over  $\Sigma$ . For instance,  $T = f(f(c_1, c_2), g(f(c_2, c_3), c_1))$ , shown in the right, represents a binary tree. The set of *nodes* of a binary tree  $T$ , denoted as  $N_T$ , is defined inductively as a set of words over  $\{0, 1\}$  such that for every constant symbol  $c$ , we define  $N_c = \{\epsilon\}$ , and for every binary symbol  $f$ , we define  $N_{f(T_0, T_1)} = \{\epsilon\} \cup \{a.w \mid a \in \{0, 1\} \wedge w \in N_{T_a}\}$ , where  $\epsilon$  is the empty word and  $\cdot$  is concatenation. Each binary tree  $T$  is associated with a labeling function  $L_T: \{0, 1\}^* \rightarrow \Sigma$ , which maps a node in  $T$  to its label in  $\Sigma$ . A tree is *single-valued* if it contains only one constant symbol.



*Tree Automata.* We focus on tree automata on binary trees and refer the interested reader to [27] for a general definition. A (*nondeterministic finite*) *tree automaton* (TA) is a tuple  $\mathcal{A} = \langle Q, \Sigma, \Delta, \mathcal{R} \rangle$  where  $Q$  is a finite set of *states*,  $\Sigma$  is a ranked alphabet,  $\mathcal{R} \subseteq Q$  is the set of *root states*, and  $\Delta = \Delta_i \cup \Delta_l$  is a set of tree transitions consisting of the set  $\Delta_i$  of *internal transitions* of the form  $q \xrightarrow{f} (q_0, q_1)$  (for a binary symbol  $f$ ) and the set  $\Delta_l$  of *leaf transitions* of the form  $q \xrightarrow{c} ()$  (for a constant symbol  $c$ ), for  $q, q_0, q_1 \in Q$ . W.l.o.g., to simplify our correctness proof, we assume every leaf transition of TAs has a unique parent state, namely, for any two leaf transitions  $q \xrightarrow{c} (), q' \xrightarrow{c'} () \in \Delta$ , it holds that  $c \neq c' \implies q \neq q'$ . We can conveniently describe TAs by providing only the set of root states  $\mathcal{R}$  and the set of transitions  $\Delta$ . The alphabet and states are implicitly defined as those that appear in  $\Delta$ . For example,  $\Delta = \{q \xrightarrow{x_1} (q_1, q_0), q \xrightarrow{x_1} (q_0, q_1), q_0 \xrightarrow{\mathbf{0}} (), q_1 \xrightarrow{\mathbf{1}} ()\}$  implies that  $\Sigma = \{x_1, \mathbf{0}, \mathbf{1}\}$  and  $Q = \{q, q_0, q_1\}$ .

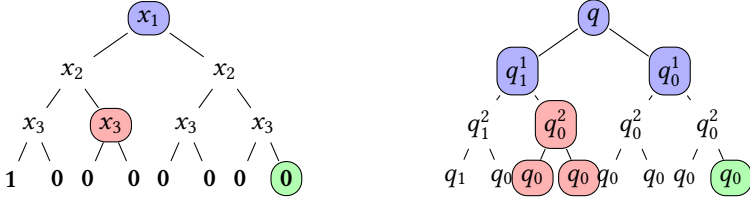
*Run and Language.* A *run* of  $\mathcal{A}$  on a tree  $T$  is another tree  $\rho$  labeled with  $Q$  such that (i)  $T$  and  $\rho$  have the same set of nodes, i.e.,  $N_T = N_\rho$ , (ii) for all leaf nodes  $u \in N_T$ , we have  $L_\rho(u) \xrightarrow{L_T(u)} () \in \Delta$ , and (iii) for all non-leaf nodes  $v \in N_T$ , we have  $L_\rho(v) \xrightarrow{L_T(v)} (L_\rho(0.u), L_\rho(1.u)) \in \Delta$ . The run  $\rho$  is *accepting* if  $L_\rho(\epsilon) \in \mathcal{R}$ . The *language*  $\mathcal{L}(\mathcal{A})$  of  $\mathcal{A}$  is the set of trees accepted by  $\mathcal{A}$ , i.e.,  $\mathcal{L}(\mathcal{A}) = \{T \mid \text{there exists an accepting run of } \mathcal{A} \text{ over } T\}$ . A TA is (*top-down*) *deterministic* if it

<sup>4</sup>From Solovay-Kitaev theorem [30], rotations of  $\pi/2^k$  gates, used, e.g., in Shor's algorithm [61] and *quantum Fourier transform* (QFT) [28], can be approximated with  $O(\log^{3.97}(\frac{1}{\epsilon}))$ -many H, CNOT, and T gates with an error rate  $\epsilon$ .

has at most one root state and for any of its transitions  $q \xrightarrow{x} (q_l, q_r)$  and  $q \xrightarrow{x} (q'_l, q'_r)$  it holds that  $q_l = q'_l$  and  $q_r = q'_r$ . Any tree from the language of a deterministic TA has a unique run in the TA.

*Example 2.1 (Accepted tree and its run).* Assume a TA  $\mathcal{A}_3$  with  $q$  as its single root state and the following transitions:

$$\begin{array}{llll}
 q \xrightarrow{x_1} (q_0^1, q_1^1) & q_1^1 \xrightarrow{x_2} (q_0^2, q_1^2) & q_1^2 \xrightarrow{x_3} (q_0, q_1) & q_0 \xrightarrow{0} () \\
 q \xrightarrow{x_1} (q_1^1, q_0^1) & q_1^1 \xrightarrow{x_2} (q_1^2, q_0^2) & q_1^2 \xrightarrow{x_3} (q_1, q_0) & q_1 \xrightarrow{1} () \\
 & q_0^1 \xrightarrow{x_2} (q_0^2, q_0^2) & q_0^2 \xrightarrow{x_3} (q_0, q_0) & 
 \end{array}$$



Among others,  $\mathcal{A}_3$  accepts the above tree (in the left) with the run (in the right). Observe that all tree nodes satisfy the requirement of a valid run. E.g., the node  $\epsilon$  corresponds to the transition  $q \xrightarrow{0} ()$ ,  $01$  to  $q_0^2 \xrightarrow{x_3} (q_0, q_0)$ , and  $\epsilon$  to  $q \xrightarrow{x_1} (q_1^1, q_0^1)$ , etc.

In  $\mathcal{A}_3$ , we use states named  $q_0^n$  to denote only subtrees with all zeros (0) in leaves that can be generated from here, and states named  $q_1^n$  to denote only subtrees with a single 1 in the leaves that can be generated from it. Intuitively, the TA accepts all trees of the height three with exactly one 1 leaf and all other leaves 0 (in our encoding of quantum states, this might correspond to saying that  $\mathcal{A}_3$  encodes an arbitrary computational basis state of a three-qubit system).  $\square$

### 3 ENCODING SETS OF QUANTUM STATES WITH TREE AUTOMATA

Observe that we can use (full) binary trees to encode functions  $\{0, 1\}^n \rightarrow \mathbb{Z}^5$ , i.e. the function representation of quantum states. For instance, the tree

$$x_1(x_2(x_3(1, 0), x_3(0, 0)), x_2(x_3(0, 0), x_3(0, 0))) \quad (4)$$

encodes the function  $T$  where  $T(000) = 1$  and  $T(i) = 0$  for all  $i \in \{0, 1\}^3 \setminus \{000\}$ . Since TAs can concisely represent sets of binary trees, they can be used to encode sets of quantum states.

*Example 3.1 (Concise representation of sets of quantum states by TAs).* Here we consider the set of  $n$ -qubit quantum states  $Q_n = \{|i\rangle \mid i \in \{0, 1\}^n\}$ , i.e., the set of all basis states. Note that  $|Q_n| = 2^n$ , which is exponential. Representing all possible basis states naively would require storing  $2^{2^n}$  complex numbers. TAs can, however, represent such a set much more efficiently.

For the case when  $n = 3$ , the set  $Q_3$  can be represented by the TA  $\mathcal{A}_3$  from Example 2.1 with  $3n + 1$  transitions (i.e., linear-sized). The TA  $\mathcal{A}_3$  can be generalized to encode the set of all  $n$ -qubit states  $Q_n = \{|i\rangle \mid i \in \{0, 1\}^n\}$  for each  $n \in \mathbb{N}$  by setting the transitions to

$$\begin{array}{llll}
 q \xrightarrow{x_1} (q_0^1, q_1^1) & q_1^1 \xrightarrow{x_2} (q_0^2, q_1^2) & \dots & q_1^{n-1} \xrightarrow{x_n} (q_0, q_1) & q_0 \xrightarrow{0} () \\
 q \xrightarrow{x_1} (q_1^1, q_0^1) & q_1^1 \xrightarrow{x_2} (q_1^2, q_0^2) & \dots & q_1^{n-1} \xrightarrow{x_n} (q_1, q_0) & q_1 \xrightarrow{1} () \\
 & q_0^1 \xrightarrow{x_2} (q_0^2, q_0^2) & \dots & q_0^{n-1} \xrightarrow{x_n} (q_0, q_0) & 
 \end{array}$$

We denote the resulting TA by  $\mathcal{A}_n$ . Notice that although  $Q_n$  has  $2^n$  quantum states,  $\mathcal{A}_n$  has only  $2n + 1$  states and  $3n + 1$  transitions.  $\square$

Formally a TA  $\mathcal{A}$  recognizing a set of quantum states is a tuple  $\langle Q, \Sigma, \Delta, \mathcal{R} \rangle$ , whose alphabet  $\Sigma$  can be partitioned into two classes of symbols: binary symbols  $x_1, \dots, x_n$  and a finite set of leaf symbols  $\Sigma_c \subseteq \mathbb{Z}^5$  representing all possible amplitudes of quantum states in terms of computational bases. By slightly abusing the notation, for a full binary tree  $T \in \mathcal{L}(\mathcal{A})$ , we also use  $T$  to denote the function  $\{0, 1\}^n \rightarrow \mathbb{Z}^5$  that maps a computational basis to the corresponding amplitude of  $T$ 's quantum state. The two meanings of  $T$  are used interchangeably throughout the paper.

*Remark.* Note that TAs allow representation of *infinite* languages, yet we only use them for *finite* sets, which might seem like the model is overly expressive. We, however, stick to TAs for the following two reasons: (i) there is an existing rich toolbox for TA manipulation and minimization, e.g., [2, 3, 27, 47], and (ii) we want to have a robust formal model for extending our framework to parameterized verification, i.e., proving that an  $n$ -qubit algorithm is correct for any  $n$ , which will require us to deal with infinite languages (see, e.g., the framework of *regular tree model checking* [4, 14]).

Moreover, we chose *full* binary trees as the representation of quantum states. We thought about using a more compact structure, e.g., allowing jump over a transition with common left and right children (similar to ROBDD's elimination of a node with isomorphic subtrees [17]). We decided against that because TAs already allow an efficient representation of common children via a transition to the same left and right states, e.g.,  $q \text{---} \textcircled{x} \rightarrow (q', q')$ . The benefit of using a more compact tree representation is thus limited. Using a more efficient data structure would also make the algorithms in the following sections harder to understand. We therefore leave the investigation of designing a more efficient data structure to our future work.

#### 4 SYMBOLIC REPRESENTATION OF QUANTUM GATES

With TAs used to concisely represent sets of quantum states, the next task is to capture the effects of applying quantum gates on this representation. When quantum states are represented as vectors, gates are represented as matrices and gate operations are matrix multiplications. When states are represented as binary trees, we need a new representation for quantum gates and their operations. In this section, we introduce *symbolic update formulae* for quantum gates, which transform a tree representing a quantum state to another tree representing the state after executing a gate. In the next two sections, we lift the tree update operation to a set of trees encoded in a TA.

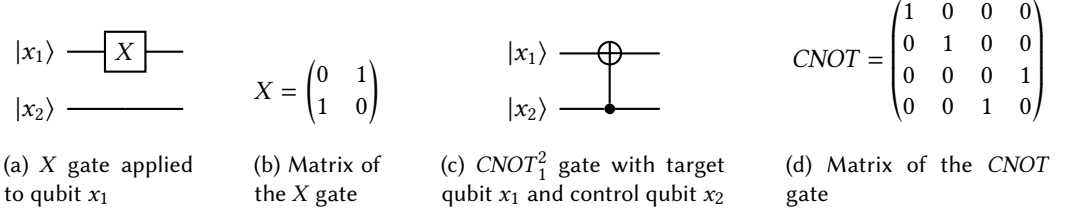
We use the algebraic representation of quantum states from Eq. (3) also for their symbolic handling. For instance, consider a system with qubits  $x_1, x_2$  and its state

$$T = c_{00} \cdot |00\rangle + c_{01} \cdot |01\rangle + c_{10} \cdot |10\rangle + c_{11} \cdot |11\rangle \quad (5)$$

for  $c_{00}, c_{01}, c_{10}, c_{11} \in \mathbb{Z}^5$ , four complex numbers represented in the algebraic way. The result of applying the  $X$  gate (the quantum version of the *NOT* gate) on qubit  $x_1$  (cf. Fig. 2a) is  $(c_{10}, c_{11}, c_{00}, c_{01})^T$  (cf. Eq. (2)). Intuitively, we observe that the effect of the gate is a permutation of the computational basis states that swaps the amplitudes of states where the  $x_1$ 's value is 1 with states where the  $x_1$ 's value is 0 (and the values of qubits other than  $x_1$  stay the same). Concretely, it swaps the amplitudes of the pairs  $(|00\rangle, |10\rangle)$  and  $(|01\rangle, |11\rangle)$  to obtain the quantum state

$$X(T) = c_{10} \cdot |00\rangle + c_{11} \cdot |01\rangle + c_{00} \cdot |10\rangle + c_{01} \cdot |11\rangle. \quad (6)$$

Instead of executing the quantum gate by performing a matrix-vector multiplication, we will capture its semantics *symbolically* by directly manipulating the tree function  $T: \{0, 1\}^n \rightarrow \mathbb{Z}^5$ . For


 Fig. 2. Applications of  $X$  and  $CNOT$  gates and their matrices

this, we will use the following operators on  $T$ , parameterized by a qubit  $x_t$  ( $t$  for “target”):

$$\begin{aligned}
 T_{x_t}(b_n \dots b_t \dots b_1) &= T(b_n \dots 1 \dots b_1) & B_{x_t}(b_n \dots b_t \dots b_1) &= b_t \\
 T_{\overline{x_t}}(b_n \dots b_t \dots b_1) &= T(b_n \dots 0 \dots b_1) & B_{\overline{x_t}}(b_n \dots b_t \dots b_1) &= \overline{b_t}.
 \end{aligned}$$

(Projection) (Restriction)

In the previous,  $\overline{b_t}$  denotes the complement of the bit  $b_t$  (i.e.,  $\overline{0} = 1$  and  $\overline{1} = 0$ ). Intuitively,  $T_{x_t}$  and  $T_{\overline{x_t}}$  fix the value of qubit  $x_t$  to be 1 and 0 respectively. On the other hand,  $B_{x_t}$  and  $B_{\overline{x_t}}$  just take the value of qubit  $x_t$  (or its negation) in the computational basis state.

Equipped with the operators, we can now proceed to express the semantics of  $X$  symbolically. Let us first look at the first two summands on the right-hand side of Eq. (6):  $T^0 = c_{10} \cdot |00\rangle + c_{11} \cdot |01\rangle$ . These summands can be obtained by manipulating the input function  $T$  in the following way:

$$T^0 = B_{\overline{x_1}} \cdot T_{x_1}. \quad (7)$$

Here,  $T^0 = B_{\overline{x_1}} \cdot T_{x_1}$  is a shorthand for  $T^0(b_1 \dots b_n) = B_{\overline{x_1}}(b_1 \dots b_n) \cdot T_{x_1}(b_1 \dots b_n)$ . When we view  $T$  as a tree, the operation  $T_{x_1}$  essentially copies the right subtree of every  $x_1$ -node to its left subtree, and  $B_{\overline{x_1}} \cdot T_{x_1}$  makes all leaves in every right subtree of  $T_{x_1}$ 's  $x_1$ -node zero. This would give us

$$T^0 = c_{10} \cdot |00\rangle + c_{11} \cdot |01\rangle + 0 \cdot |10\rangle + 0 \cdot |11\rangle = c_{10} \cdot |00\rangle + c_{11} \cdot |01\rangle. \quad (8)$$

On the other hand, the last two summands in the right-hand side of Eq. (6), i.e.,  $T^1 = c_{00} \cdot |10\rangle + c_{01} \cdot |11\rangle$ , could be obtained by manipulating  $T$  as follows:

$$T^1 = B_{x_1} \cdot T_{\overline{x_1}}. \quad (9)$$

The tree view of  $B_{x_1} \cdot T_{\overline{x_1}}$  is symmetric to  $B_{\overline{x_1}} \cdot T_{x_1}$ , which would give us the following state:

$$T^1 = 0 \cdot |00\rangle + 0 \cdot |01\rangle + c_{00} \cdot |10\rangle + c_{01} \cdot |11\rangle = c_{00} \cdot |10\rangle + c_{01} \cdot |11\rangle. \quad (10)$$

Finally, by summing  $T^0$  and  $T^1$ , we obtain Eq. (6):  $T^0 + T^1 = c_{10} \cdot |00\rangle + c_{11} \cdot |01\rangle + c_{00} \cdot |10\rangle + c_{01} \cdot |11\rangle$ . That is, the semantics of the  $X$  gate could be expressed using the following symbolic formula:

$$X_1(T) = B_{\overline{x_1}} \cdot T_{x_1} + B_{x_1} \cdot T_{\overline{x_1}}. \quad (11)$$

Observe that the sum effectively swaps the left and right subtrees of each  $x_1$ -node.

For multi-qubit gates, the update formulae get more complicated, since they involve more than one qubit. Consider, e.g., the “controlled-NOT” gate  $CNOT_t^c$  (see Fig. 2c for the graphical representation and Fig. 2d for its semantics). The  $CNOT_t^c$  gate uses  $x_t$  and  $x_c$  as the target and control qubit respectively. Intuitively, it “flips” the target qubit’s value when the control qubit’s value is 1 and keeps the original value if it is 0. Similarly as for the  $X$  gate, we can deduce a symbolic formula for the update done by a  $CNOT$  gate:

$$CNOT_t^c(T) = B_{\overline{x_c}} \cdot T + B_{x_c} \cdot (B_{\overline{x_t}} \cdot T_{x_t} + B_{x_t} \cdot T_{\overline{x_t}}). \quad (12)$$

The sum consists of the following two summands:



Table 1. Symbolic update formulae for the considered quantum gates;  $x_c$  and  $x'_c$  denote control bits (if they exist), and  $x_t$  denotes the target bit.

Gate	Update
$X_t$	$B_{x_t} \cdot \overline{T_{x_t}} + B_{\overline{x_t}} \cdot T_{x_t}$
$Y_t$	$\omega^2 \cdot (B_{x_t} \cdot \overline{T_{x_t}} - B_{\overline{x_t}} \cdot T_{x_t})$
$Z_t$	$B_{\overline{x_t}} \cdot T - B_{x_t} \cdot T$
$H_t$	$(\overline{T_{x_t}} + B_{\overline{x_t}} \cdot T_{x_t} - B_{x_t} \cdot T) / \sqrt{2}$
$S_t$	$B_{\overline{x_t}} \cdot T + \omega^2 \cdot B_{x_t} \cdot T$
$T_t$	$B_{\overline{x_t}} \cdot T + \omega \cdot B_{x_t} \cdot T$
$\text{Rx}(\frac{\pi}{2})_t$	$(T - \omega^2 \cdot (B_{x_t} \cdot \overline{T_{x_t}} + B_{\overline{x_t}} \cdot T_{x_t})) / \sqrt{2}$
$\text{Ry}(\frac{\pi}{2})_t$	$(\overline{T_{x_t}} + B_{x_t} \cdot T - B_{\overline{x_t}} \cdot T_{x_t}) / \sqrt{2}$
$\text{CNOT}_t^c$	$B_{\overline{x_c}} \cdot T + B_{x_c} \cdot (B_{\overline{x_t}} \cdot T_{x_t} + B_{x_t} \cdot \overline{T_{x_t}})$
$\text{CZ}_t^c$	$B_{\overline{x_c}} \cdot T + B_{x_c} \cdot (B_{\overline{x_t}} \cdot T - B_{x_t} \cdot T)$
$\text{Toffoli}_t^{c,c'}$	$B_{\overline{x_c}} \cdot T + B_{x_c} \cdot (B_{\overline{x_{c'}}} \cdot T + B_{x_{c'}} \cdot (B_{\overline{x_t}} \cdot T_{x_t} + B_{x_t} \cdot \overline{T_{x_t}}))$

- The summand  $B_{\overline{x_c}} \cdot T$  says that when the control qubit is 0,  $x_t$  and  $x_c$  stay the same.
- The summand  $B_{x_c} \cdot (B_{\overline{x_t}} \cdot T_{x_t} + B_{x_t} \cdot \overline{T_{x_t}})$  handles the case when  $x_c$  is 1. In such a case, we apply the  $X$  gate on  $x_t$  (observe that the inner term is the update formula of  $X_t$  in Eq. (11)).

One can obtain symbolic update formulae for other quantum gates in a similar way. In Table 4 we give the formulae for the gates supported by our framework (see Appendix A for their usual definition using matrices). We use the superscripts  $c$  and  $c'$  to denote that  $x_c$  and  $x'_c$  are the gate's control qubits (if they exist) and the subscript  $t$  to denote that  $x_t$  is the target bit. We note that the supported set of gates is much larger than is required to achieve (approximate) universal quantum computation (for which it suffices to have, e.g., (i) Clifford gates ( $H$ ,  $S$ , and  $\text{CNOT}$ ) and  $T$  (see [16]) or (ii) Toffoli and  $H$  (see [5])).

In the next two sections, we discuss how to lift the tree update operation to a set of trees encoded in a TA. Our framework allows different instantiations. We will introduce two in this paper, namely the (i) *permutation-based* (Section 5) and (ii) *composition-based* (Section 6) approach. The former is simple, efficient, and works for all but the  $H_t$ ,  $\text{Rx}(\frac{\pi}{2})_t$ , and  $\text{Ry}(\frac{\pi}{2})_t$  gates from Table 4 (those whose effect is a permutation of tree leaves, i.e., for gates whose matrix contains only one non-zero element in each row, potentially with a constant scaling of amplitude), while the latter supports all gates in the table but is less efficient. The two approaches are compatible with each other, so one can, e.g., choose to use the permutation-based approach by default and for unsupported gates fall back on the composition-based approach.

## 5 PERMUTATION-BASED ENCODING OF QUANTUM GATES

Let us first look at the simplest gate  $X_t(T) = B_{x_t} \cdot \overline{T_{x_t}} + B_{\overline{x_t}} \cdot T_{x_t}$ . Recall that in Section 4, we showed that the formula essentially swaps the left and right subtrees of each  $x_t$ -labeled node. For a TA  $\mathcal{A}$ , we can capture the effect of applying  $X_t$  to all states in  $\mathcal{L}(\mathcal{A})$  by swapping the left and the right children of all  $x_t$ -labeled transitions  $q \xrightarrow{x_t} (q_0, q_1)$ , i.e., update them to  $q \xrightarrow{x_t} (q_1, q_0)$ . We use  $X_t(\mathcal{A})$  to denote the TA constructed following this procedure.

**THEOREM 5.1.**  $\mathcal{L}(X_t(\mathcal{A})) = \{X_t(T) \mid T \in \mathcal{L}(\mathcal{A})\}$ .

The update formulae of gates  $Z_t$ ,  $S_t$ , and  $T_t$  are all in the form  $a_1 \cdot B_{x_t} \cdot T + a_0 \cdot B_{\overline{x_t}} \cdot T$  for  $a_1, a_0 \in \mathbb{C}$ . Intuitively, the formulae scale the left and right subtrees of  $T$  with scalars  $a_0$  and  $a_1$ , respectively. Their construction (Algorithm 10) can be done by (1) making one primed copy of  $\mathcal{A}$  whose leaf labels are multiplied with  $a_1$  (Line 3), (2) multiplying all leaf labels of  $\mathcal{A}$  with  $a_0$  (Line 4), and (3) updating all  $x_t$ -labeled transitions  $q \xrightarrow{x_t} (q_0, q_1)$  to  $q \xrightarrow{x_t} (q_0, q'_1)$ , i.e., for the right child, jump to the primed version (Line 4). In the algorithms, we define  $Q' = \{q' \mid q \in Q\}$  for any set of

---

**Algorithm 1:** Algorithm for constructing  $U(\mathcal{A})$ , for  $U \in \{X_t, Y_t, Z_t, S_t, T_t\}$ 


---

**Input:** A TA  $\mathcal{A} = \langle Q, \Sigma, \Delta, \mathcal{R} \rangle$  and a gate  $U$ 
**Output:** The TA  $U(\mathcal{A})$ 

```

1 if  $U \in \{Y_t, Z_t, S_t, T_t\}$  then // need constant scaling
2   Let  $a_1$  and  $a_0$  be the left and right scalar in  $U(T) = a_1 \cdot B_{x_t} \cdot T_1 + a_0 \cdot B_{\bar{x}_t} \cdot T_0$ ;
3    $\mathcal{A}_1 := \langle Q', \Sigma, \Delta_1, \mathcal{R}' \rangle$ , where  $\Delta_1 = \Delta'_i \cup \{q' - \boxed{a_1 \cdot c} \rightarrow () \mid q - \boxed{c} \rightarrow () \in \Delta_i\}$ ;
4    $\mathcal{A}^R := \langle Q \cup Q', \Sigma, \Delta^R \cup \Delta_1, \mathcal{R} \rangle$ , where
      
$$\Delta^R = \{q - \boxed{a_0 \cdot c} \rightarrow () \mid q - \boxed{c} \rightarrow () \in \Delta_i\} \cup$$

      
$$\{q - \boxed{x_k} \rightarrow (q_0, q_1) \mid q - \boxed{x_k} \rightarrow (q_0, q_1) \in \Delta_i \wedge k \neq t\} \cup$$

      
$$\{q - \boxed{x_k} \rightarrow (q_0, q'_1) \mid q - \boxed{x_k} \rightarrow (q_0, q_1) \in \Delta_i \wedge k = t\}$$

5 else
6    $\mathcal{A}^R := \mathcal{A}$ ; // when  $U = X_t$ 
7 if  $U \in \{X_t, Y_t\}$  then // need swapping
8   Assume  $\mathcal{A}^R = \langle Q^R, \Sigma, \Delta^R, \mathcal{R} \rangle$ ;
9    $\mathcal{A}^R := \langle Q^R, \Sigma, \Delta_1^R, \mathcal{R} \rangle$ , where
      
$$\Delta_1^R = \{q - \boxed{x_k} \rightarrow (q_0, q_1) \mid q - \boxed{x_k} \rightarrow (q_0, q_1) \in \Delta_i^R \wedge k \neq t\} \cup$$

      
$$\{q - \boxed{x_k} \rightarrow (q_1, q_0) \mid q - \boxed{x_k} \rightarrow (q_0, q_1) \in \Delta_i^R \wedge k = t\} \cup \{t \mid t \in \Delta_1^R\}$$

10 return  $\mathcal{A}^R$ ;
```

---

state  $Q$  and  $\Delta' = \{q' - \boxed{x} \rightarrow (q'_l, q'_r) \mid q - \boxed{x} \rightarrow (q_l, q_r) \in \Delta\}$  for any set of transitions  $\Delta$ . The case of  $Y_t$  is similar, but we need both *constant scaling* (Lines 1-4) and *swapping* (Lines 7-9) (the left-hand side and right-hand side scalars being  $\omega^2$  and  $-\omega^2$ , respectively).

**THEOREM 5.2.**  $\mathcal{L}(U(\mathcal{A})) = \{U(T) \mid T \in \mathcal{L}(\mathcal{A})\}$ , for  $U \in \{Y_t, Z_t, S_t, T_t\}$ .

The cases of multi-qubit gates  $\text{CNOT}_t^c$ ,  $\text{CZ}_t^c$ , and  $\text{Toffoli}_t^{c,c'}$  can be handled when  $t$  is the lowest of the three qubits, i.e.,  $c < t \wedge c' < t$ . We can assume w.l.o.g. that  $c < c'$ . Output of these gates can be constructed recursively following Algorithm 11. Let us look at the corresponding update formulae:

$$\begin{aligned} \text{CNOT}_t^c(T) &= B_{\bar{x}_c} \cdot T + B_{x_c} \cdot (B_{\bar{x}_t} \cdot T_{x_t} + B_{x_t} \cdot T_{\bar{x}_t}) \\ \text{CZ}_t^c(T) &= B_{\bar{x}_c} \cdot T + B_{x_c} \cdot (B_{\bar{x}_t} \cdot T - B_{x_t} \cdot T) \\ \text{Toffoli}_t^{c,c'}(T) &= B_{\bar{x}_c} \cdot T + B_{x_c} \cdot (B_{\bar{x}_{c'}} \cdot T + B_{x_{c'}} \cdot (B_{\bar{x}_t} \cdot T_{x_t} + B_{x_t} \cdot T_{\bar{x}_t})) \end{aligned}$$

We first construct the TA of the inner term, the **shaded area**, which are TAs for  $X^t$ ,  $Z^t$ , or  $\text{CNOT}_t^c$ . We call it the primed version here (cf.  $\mathcal{A}'_1$  at Line 4). We then update all  $x_c$ -labeled transitions  $q - \boxed{x_c} \rightarrow (q_0, q_1)$  to  $q - \boxed{x_c} \rightarrow (q_0, q'_1)$ , i.e., jump to the primed version in the right subtree.

**THEOREM 5.3.**  $\mathcal{L}(U(\mathcal{A})) = \{U(T) \mid T \in \mathcal{L}(\mathcal{A})\}$ , for  $U \in \{\text{CNOT}_t^c, \text{CZ}_t^c, \text{Toffoli}_t^{c,c'}\}$ .

---

**Algorithm 2:** Algorithm for constructing  $U(\mathcal{A})$ , for  $U \in \{\text{CNOT}_t^c, \text{CZ}_t^c, \text{Toffoli}_t^{c,c'}\}$ 


---

**Input:** A TA  $\mathcal{A} = \langle Q, \Sigma, \Delta, \mathcal{R} \rangle$  and a gate  $U$ 
**Output:** The TA  $U(\mathcal{A})$ 

- 1 **if**  $U = \text{CNOT}_t^c$  **then**  $\mathcal{A}_1 := X_t(\mathcal{A})$ ;
- 2 **if**  $U = \text{CZ}_t^c$  **then**  $\mathcal{A}_1 := Z_t(\mathcal{A})$ ;
- 3 **if**  $U = \text{Toffoli}_t^{c,c'}$  **then**  $\mathcal{A}_1 := \text{CNOT}_t^{c'}(\mathcal{A})$ ;
- 4 Let  $\mathcal{A}'_1 = \langle Q'_1, \Sigma, \Delta'_1, \mathcal{R}' \rangle$  be obtained from  $\mathcal{A}_1$  by priming all occurrences of states;
- 5  $\mathcal{A}^R := \langle Q \cup Q'_1, \Sigma, \Delta^R \cup \Delta'_1, \mathcal{R} \rangle$ , where

$$\Delta^R = \{q - \boxed{x_k} \rightarrow (q_0, q_1) \mid q - \boxed{x_k} \rightarrow (q_0, q_1) \in \Delta_i \wedge k \neq c\} \cup \\ \{q - \boxed{x_k} \rightarrow (q_0, q'_1) \mid q - \boxed{x_k} \rightarrow (q_0, q_1) \in \Delta_i \wedge k = c\} \cup \{t \mid t \in \Delta_i\}$$

**return**  $\mathcal{A}^R$ ;

---

## 6 COMPOSITION-BASED ENCODING OF QUANTUM GATES

We introduce the composition-based approach in this section. The task is to develop TA operations that handle the update formulae in Table 4 compositionally. The idea is to lift the basic tree operations, such as projection  $T_{x_k}$ , restriction  $B \cdot T$ , and binary operation  $\pm$  to operations over TAs and then compose them to have the desired gate semantics. The update formulae in Table 4 are always in the form of  $\text{term}_1 \pm \text{term}_2$ . For example, for the  $X_t$  gate,  $\text{term}_1 = B_{x_t} \cdot T_{\overline{x_t}}$  and  $\text{term}_2 = B_{\overline{x_t}} \cdot T_{x_t}$ . Our idea is to first construct TAs  $\mathcal{A}_{\text{term}_1}$  and  $\mathcal{A}_{\text{term}_2}$ , recognizing quantum states of  $\text{term}_1$  and  $\text{term}_2$ , and then combine them using binary operation  $\pm$  to produce a TA recognizing the quantum states of  $\text{term}_1 \pm \text{term}_2$ . The TAs  $\mathcal{A}_{\text{term}_1}, \mathcal{A}_{\text{term}_2}$  would be constructed using TA versions of basic operations introduced later in this section.

For a TA accepting the trees  $\{T_1, T_2\}$ , a correct construction would produce a TA with the language  $\{T'_1 \pm T''_1, T'_2 \pm T''_2\}$ , for  $T'_i = \text{term}_1[T \mapsto T_i]$  and  $T''_i = \text{term}_2[T \mapsto T_i]$ , where  $[T \mapsto T_i]$  is a substitution defined in the standard way. Obtaining this result is, however, not straightforward. If we just performed the  $\pm$  operation pairwise between all elements of  $T'_i$  and  $T''_i$ , we would obtain the language  $\{T'_1 \pm T''_1, T'_2 \pm T''_2, T'_1 \pm T''_2, T'_2 \pm T''_1\}$ , which is wrong, since we are losing the information that  $T'_1$  and  $T''_1$  are related (and so are  $T'_2$  and  $T''_2$ ).

In the rest of the section, we will describe implementation of the necessary operations for the composition-based approach.

### 6.1 Tree Tag

In order to correctly pair trees from different update terms, we introduce the concept of *tree tags*. For any tree  $T$ , its tag  $\text{Tag}(T)$  is the tree obtained from  $T$  by replacing all leaf symbols with a special symbol  $\square$ . E.g., for the tree  $T_1 = x_1(x_2(\mathbf{1}, \mathbf{0}), x_2(\mathbf{0}, \mathbf{0}))$ , its tag is  $\text{Tag}(T_1) = x_1(x_2(\square, \square), x_2(\square, \square))$ . Our construction needs to maintain the following invariants: (1) each tree in a TA has a unique tag, (2) all derived trees should have the same tag, and (3) binary operations over two sets of trees represented by TAs only combine trees with the same tag. When we say  $T'$  is *derived from*  $T$ , it means  $T'$  is obtained by applying basic tree operations on  $T$ . E.g., the tree  $B_{\overline{x_1}} \cdot T_{x_1}$  is derived from  $T$ .

---

**Algorithm 3:** The tagging procedure  $\text{Tag}(\mathcal{A})$ .
 

---

**Input:** A TA  $\mathcal{A} = \langle Q, \Sigma, \Delta, \mathcal{R} \rangle$ 
**Output:** The tagged TA  $\langle Q, \Sigma', \Delta', \mathcal{R} \rangle$ 

- 1  $\Delta_1 := \{q - \textcircled{c} \rightarrow () \mid q - \textcircled{c} \rightarrow () \in \Delta\}$ ;
  - 2  $\Delta_2 := \{q - \textcircled{x_k^j} \rightarrow (q_1, q_2) \mid \delta = (q - x_k \rightarrow (q_1, q_2)) \in \Delta, \text{ord}(\delta) = j\}$ , where  $\text{ord}: \Delta \rightarrow \mathbb{N}$  is an arbitrary injection (e.g., an ordering of the transitions);
  - 3  $\Delta' := \Delta_1 \cup \Delta_2$ ;
  - 4  $\Sigma'$  is the set of all symbols appearing in  $\Delta'$ ;
  - 5 **return**  $\langle Q, \Sigma', \Delta', \mathcal{R} \rangle$ ;
- 

*Example 6.1.* Let  $\mathcal{A}$  be a TA with root states  $\mathcal{R} = \{q\}$  and transitions

$$\begin{array}{lll}
 q - \textcircled{x_1} \rightarrow (q_l, q_r) & q_l - \textcircled{x_2} \rightarrow (q_1, q_0) & q_0 - \textcircled{0} \rightarrow () \\
 & q_l - \textcircled{x_2} \rightarrow (q_0, q_1) & q_1 - \textcircled{1} \rightarrow () \\
 & q_r - \textcircled{x_2} \rightarrow (q_0, q_0) & 
 \end{array}$$

Observe that  $\mathcal{L}(\mathcal{A}) = \{x_1(x_2(\mathbf{1}, \mathbf{0}), x_2(\mathbf{0}, \mathbf{0})), x_1(x_2(\mathbf{0}, \mathbf{1}), x_2(\mathbf{0}, \mathbf{0}))\}$ . In Dirac notation, this is the set  $\{|00\rangle, |01\rangle\}$ . The tag of both trees is  $x_1(x_2(\square, \square), x_2(\square, \square))$ , which violates the invariant.  $\square$

In general, invariant (1) does not hold, as we can see from Example 6.1. Our solution to this is introducing the *tagging* procedure (cf. Algorithm 12). The idea of tagging is simple: for each transition, we assign to its function symbol a unique number. After tagging a TA, every transition has a different symbol. Let  $\text{Untag}(T)$  be a function that removes the number  $j$  (added by the tagging procedure) from each symbol  $x_k^j$  in  $T$ 's labels.

*Example 6.2.* After tagging  $\mathcal{A}$  from Example 6.1, we obtain the TA  $\mathcal{A}_{\text{Tag}}$  with the root state  $q$  and the following transitions:

$$\begin{array}{lll}
 q - \textcircled{x_1^1} \rightarrow (q_l, q_r) & q_l - \textcircled{x_2^2} \rightarrow (q_1, q_0) & q_0 - \textcircled{0} \rightarrow () \\
 & q_l - \textcircled{x_2^3} \rightarrow (q_0, q_1) & q_1 - \textcircled{1} \rightarrow () \\
 & q_r - \textcircled{x_2^4} \rightarrow (q_0, q_0) & 
 \end{array}$$

Here  $\mathcal{L}(\mathcal{A}_{\text{Tag}}) = \{T_1, T_2\}$ , where  $T_1 = x_1^1(x_2^2(\mathbf{1}, \mathbf{0}), x_2^4(\mathbf{0}, \mathbf{0}))$  and  $T_2 = x_1^1(x_2^3(\mathbf{0}, \mathbf{1}), x_2^4(\mathbf{0}, \mathbf{0}))$ . The two trees  $T_1$  and  $T_2$  have different tags now.  $\square$

**LEMMA 6.3.** *All non-single-valued trees in a tagged TA have different tags.*

*Definition 6.4 (Tag preservation).* Given a tagged TA  $\mathcal{A}_{\text{Tag}}$  and an operation  $U$  over binary trees, a TA construction procedure  $O$  transforming  $\mathcal{A}_{\text{Tag}}$  to  $O(\mathcal{A}_{\text{Tag}})$  is called *tag-preserving* if there is a bijection  $S: \mathcal{L}(\mathcal{A}_{\text{Tag}}) \rightarrow \mathcal{L}(O(\mathcal{A}_{\text{Tag}}))$  such that  $\text{Tag}(T) = \text{Tag}(S(T))$  for all  $T \in \mathcal{L}(\mathcal{A}_{\text{Tag}})$ . In such a case, we write  $\mathcal{A}_{\text{Tag}} \simeq_{\text{Tag}} O(\mathcal{A}_{\text{Tag}})$ . Further, if the above correspondence satisfies  $U(\text{Untag}(T)) = \text{Untag}(S(T))$  for each  $T$ , we say that the TA construction procedure  $O$  is *tag-preserving over  $U$* .

## 6.2 The Complete Picture of the Quantum Gate Application Procedure

Tagging a TA is the first step in applying a quantum gate. In the second step, for each term in the update formulae (cf. Table 4), we make a copy of the tagged TA and apply the operations that we are going to introduce (projection, restriction, and multiplication) to construct the corresponding TA.

Notice that the operations are *tag-preserving*, i.e., they will keep the tag of all accepted trees. Then we use the binary operation to merge trees with the same tag and complete the update formula compositionally. In the end, we remove the TA's tag to finish the quantum gate application<sup>5</sup>.

*Example 6.5.* From Table 4, we have

$$Y_1(T) = \omega^2 \cdot B_{x_1} \cdot T_{\overline{x_1}} - \omega^2 \cdot B_{\overline{x_1}} \cdot T_{x_1}.$$

For applying the gate  $Y_1$  to a tagged TA  $\mathcal{A}_T$ , we perform the constructions shown in Fig. 3.  $\square$

**6.2.1 Restriction Operation: Constructing  $\mathcal{A}_{B_{x_t} \cdot T}$  and  $\mathcal{A}_{B_{\overline{x_t}} \cdot T}$  from  $\mathcal{A}_T$ .** Observe that the tree  $B_{x_t} \cdot T$  can be obtained by changing all leaf labels of the  $\overline{x_t}$ -subtrees in  $T$  to  $(0, 0, 0, 0)$ . In Algorithm 13 we show the procedure for constructing the restriction operation based on this observation. Here  $b ? s_1 : s_2$  is a shorthand for “if  $b$  is true then  $s_1$  else  $s_2$ .” Intuitively, when encountering a transition

---

**Algorithm 4:** Restriction operation on  $x_t$ ,  $\text{Res}(\mathcal{A}, x_t, b)$

---

**Input:** A tagged TA  $\mathcal{A} = \{Q, \Sigma, \Delta, \mathcal{R}\}$ ,

**Output:** The tagged TA  $\mathcal{A}'$  such that  $\mathcal{L}(\mathcal{A}') = \{b ? B_{x_t} \cdot T : B_{\overline{x_t}} \cdot T \mid T \in \mathcal{L}(\mathcal{A})\}$

- 1  $\Delta'_i := \{q'_0 - \overline{x_t^i} \rightarrow (q'_1, q'_2) \mid q_0 - \overline{x_t^i} \rightarrow (q_1, q_2) \in \Delta\}$ ;
  - 2  $\Delta'_f := \{q'_0 - \mathbf{0} \rightarrow () \mid q_0 - (a, b, c, d, k) \rightarrow () \in \Delta\}$ ;
  - 3  $\Delta' := \Delta'_i \cup \Delta'_f$ ;
  - 4  $\Delta_{\text{add}} := \Delta_{\text{rm}} := \emptyset$ ;
  - 5 **foreach**  $q - \overline{x_t^i} \rightarrow (q_l, q_r) \in \Delta$  **do**
  - 6     **if**  $b$  **then**  $\Delta_{\text{add}} := \Delta_{\text{add}} \cup \{q - \overline{x_t^i} \rightarrow (q'_l, q'_r)\}$  **else**  $\Delta_{\text{add}} := \Delta_{\text{add}} \cup \{q - \overline{x_t^i} \rightarrow (q_l, q'_r)\}$ ;
  - 7      $\Delta_{\text{rm}} := \Delta_{\text{rm}} \cup \{q - \overline{x_t^i} \rightarrow (q_l, q_r)\}$ ;
  - 8 **return**  $\{Q \cup Q', \Sigma \cup \{\mathbf{0}\}, ((\Delta \cup \Delta') \setminus \Delta_{\text{rm}}) \cup \Delta_{\text{add}}, \mathcal{R}\}$ ;
- 

with variants of  $x_t$  as its label, in case  $b = \text{true}$ , we reconnect its zero (left) child to the primed version (Line 6 of Algorithm 13), so the leaves of this subtree would be all zero. The case when  $b = \text{false}$  is symmetric. Note that the structure of the original and the primed versions are identical, so this modification will not change the tags of accepted trees.

**THEOREM 6.6.** *The restriction procedure is tag-preserving on the tree restriction operation that transforms  $T$  to  $B_x \cdot T$ .*

**6.2.2 Multiplication Operation: Constructing  $\mathcal{A}_{v \cdot T}$  from  $\mathcal{A}_T$ .** Algorithm 19 gives the multiplication operation that works on both tagged and non-tagged version.

<sup>5</sup>This is a design choice. Another possibility is to keep the tag until finishing all gate operations. Untagging after finishing a gate has the advantage that it allows a more aggressive state space minimization.

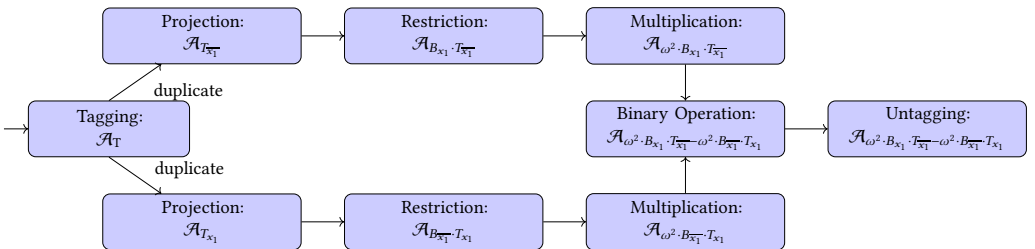


Fig. 3. Constructions performed when applying the gate  $Y_1$  to  $\mathcal{A}_{\text{Tag}}$

**THEOREM 6.7.** *The multiplication procedure over a tagged TA is tag-preserving on the tree multiplication operation transforming  $T$  to  $v \cdot T$ .*

**6.2.3 Projection Operation: Constructing  $\mathcal{A}_{T_{x_t}}$  and  $\mathcal{A}_{T_{\bar{x}_t}}$  from  $\mathcal{A}_T$ .** Recall that  $T_{x_t}$  is obtained from  $T$  by fixing the  $t$ -th input bit to be 1, i.e.,  $T_{x_t}(b_1 \dots b_t \dots b_n) = T(b_1 \dots 1 \dots b_n)$ . Intuitively, the construction of  $\mathcal{A}_{T_{x_t}}$  from  $\mathcal{A}_T$  can be done by copying all right subtrees of  $x_t^i$  (i.e., corresponding to  $x_t^i = 1$ ) to replace its left ( $x_t^i = 0$ ) subtrees. A seemingly correct construction can be found in Algorithm 15. For short, we use  $\text{s.copy}_t(\mathcal{A})$  to denote  $\text{s.copy}(\mathcal{A}, x_t, \text{true})$  and  $\text{s.copy}_{\bar{t}}(\mathcal{A})$  to denote  $\text{s.copy}(\mathcal{A}, x_t, \text{false})$ .

However, this construction has two issues (1) it would change the tag of accepting trees and (2) when there are more than one possible subtrees below  $q_r$  (or  $q_l$ ), say, for example,  $T_1$  and  $T_2$ , it might happen that the resulting TA accepts a tree such that one subtree below the symbol  $x_t^i$  is  $T_1$  while another subtree is  $T_2$ , i.e., they are still not equal and hence not the result after copying.

Although the procedure is incorrect in general, it is correct when  $t = n$ , i.e., the layer just above the leaf. Notice that constant symbols are irrelevant to a tree's tag (all constant symbols will be replaced with  $\square$  in a tag). So copying one subtree to the other will not affect the tag at the leaf transition. Moreover, recall that from TA's definition, all leaf transitions have unique starting states. So it will not encounter the issue (2) mentioned above.

**LEMMA 6.8.** *Subtree copying  $\text{s.copy}_t$  is tag-preserving over the tree restriction operation  $T \rightarrow T_{x_t}$  and  $\text{s.copy}_{\bar{t}}$  is tag-preserving over  $T \rightarrow T_{\bar{x}_t}$  when  $t = n$ .*

From the lemma above, we get the hint that the copy subtree procedure works only at the layer directly above leaf transitions, i.e., when applied to  $x_n$ . However, if we can reorder the variable without changing the set of quantum states encoded in a TA, then the projection procedure can be applied to any qubit. Below we will demonstrate a procedure for variable reordering (it is similar to a BDD variable reordering procedure [34]), but with an additional effort to preserve tree tags.

*Example 6.9.* Consider the following tree with the variable order  $x_1 > x_2$

$$x_1(x_2(c_{00}, c_{01}), x_2(c_{10}, c_{11})),$$

here  $c_{ij}$  is the amplitude of  $|ij\rangle$ , which intuitively means  $x_1$  takes value  $i$  and  $x_2$  takes  $j$ . If we swap the variable order of the two variables, one can construct the tree below to capture the same quantum state

$$x_2(x_1(c_{00}, c_{10}), x_1(c_{01}, c_{11})).$$

---

**Algorithm 5:** Multiplication operation,  $\text{Mult}(\mathcal{A}, v)$

---

**Input:** A tagged TA  $\mathcal{A} = \{Q, \Sigma, \Delta, \mathcal{R}\}$  and a constant value  $v$  (either  $\omega$  or  $\frac{1}{\sqrt{2}}$ )

**Output:** The tagged TA  $\mathcal{A}'$  such that  $\mathcal{L}(\mathcal{A}') = \{v \cdot T \mid T \in \mathcal{L}(\mathcal{A})\}$

```

1  $\Delta_{\text{add}} := \Delta_{\text{rm}} := \emptyset;$ 
2 foreach  $q - \overbrace{(a, b, c, d, k)} \rightarrow () \in \Delta$  do
3   if  $v = \omega$  then
4      $\Delta_{\text{add}} := \Delta_{\text{add}} \cup \{q - \overbrace{(-d, a, b, c, k)} \rightarrow ()\};$ 
5   else //  $v = \frac{1}{\sqrt{2}}$ 
6      $\Delta_{\text{add}} := \Delta_{\text{add}} \cup \{q - \overbrace{(a, b, c, d, k+1)} \rightarrow ()\};$ 
7    $\Delta_{\text{rm}} := \Delta_{\text{rm}} \cup \{q - \overbrace{(a, b, c, d, k)} \rightarrow ()\};$ 
8 return  $\{Q, \Sigma, (\Delta \setminus \Delta_{\text{rm}}) \cup \Delta_{\text{add}}, \mathcal{R}\};$ 

```

---

---

**Algorithm 6:** Subtree copying procedure on  $x_t$ ,  $s.\text{copy}(\mathcal{A}, x_t, b)$ .
 

---

**Input:** A tagged TA  $\mathcal{A} = \langle Q, \Sigma, \Delta, \mathcal{R} \rangle$ , variable  $x_t$  to copy, and a Boolean value  $b$  to indicate which branch to copy

**Output:** The tagged TA  $\langle Q, \Sigma, \Delta', \mathcal{R} \rangle$ 

```

1  $\Delta_{\text{rm}} := \Delta_{\text{add}} := \emptyset;$ 
2 foreach  $q - \overline{x_t^i} \rightarrow (q_l, q_r) \in \Delta$  do
3   if  $b$  then  $q_c := q_r$  else  $q_c := q_l;$ 
4    $\Delta_{\text{add}} := \Delta_{\text{add}} \cup \{q - \overline{x_t^i} \rightarrow (q_c, q_c)\};$ 
5    $\Delta_{\text{rm}} := \Delta_{\text{rm}} \cup \{q - \overline{x_t^i} \rightarrow (q_l, q_r)\};$ 
6 return  $\langle Q, \Sigma, (\Delta \setminus \Delta_{\text{rm}}) \cup \Delta_{\text{add}}, \mathcal{R} \rangle;$ 
    
```

---



---

**Algorithm 7:** Forward variable order swapping procedure on  $x_t$ ,  $f.\text{swap}_t(\mathcal{A})$ 


---

**Input:** A tagged TA  $\mathcal{A} = \langle Q, \Sigma, \Delta, \mathcal{R} \rangle$ 
**Output:** The tagged TA  $\langle Q', \Sigma', \Delta', \mathcal{R} \rangle$ 

```

1  $\Delta_{\text{rm}} := \Delta_{\text{add}} := \emptyset, Q' := Q, \Sigma' := \Sigma;$ 
2 foreach  $q - \overline{x_t^h} \rightarrow (q_0, q_1), q_0 - \overline{x_t^i} \rightarrow (q_{00}, q_{01}), q_1 - \overline{x_t^j} \rightarrow (q_{10}, q_{11}) \in \Delta$  do
3    $\Delta_{\text{add}} := \Delta_{\text{add}} \cup \{q - \overline{x_t^{i,j}} \rightarrow (q'_0, q'_1), q'_0 - \overline{x_t^h} \rightarrow (q_{00}, q_{10}), q'_1 - \overline{x_t^h} \rightarrow (q_{01}, q_{11})\};$ 
4    $\Delta_{\text{rm}} := \Delta_{\text{rm}} \cup \{q - \overline{x_t^h} \rightarrow (q_0, q_1), q_0 - \overline{x_t^i} \rightarrow (q_{00}, q_{01}), q_1 - \overline{x_t^j} \rightarrow (q_{10}, q_{11})\};$ 
5    $Q' := Q' \cup \{q'_0, q'_1\};$ 
6    $\Sigma' := \Sigma' \cup \{x_t^{i,j}\};$ 
7 return  $\langle Q', \Sigma', (\Delta \setminus \Delta_{\text{rm}}) \cup \Delta_{\text{add}}, \mathcal{R} \rangle;$ 
    
```

---

Notice the main difference of the two trees is that the two leaf labels  $c_{10}$  and  $c_{01}$  are swapped. This is because the second tree first picks the value of  $x_2$  and then  $x_1$ , so the 01 node should be labeled  $c_{10}$ , which denotes  $x_1$  takes value 1 and  $x_2$  takes value 0.  $\square$

Inspired by the example, we can swap the order of two consecutive variables by modifying the transitions of a TA. One difficulty is that we want to keep trees' tags, so we introduce two procedures *forward variable order swapping* (Algorithm 16) and *backward variable order swapping* (Algorithm 17) to modify a variable's order while maintaining the trees' tag.

Algorithm 16 swaps the variable order of  $x_t$  and its succeeding symbol  $x_l$ , assuming the variable order is  $\dots > x_t > x_l > \dots$ . We assume that before running forward variable swapping, all symbols corresponding to qubits  $x_t$  and  $x_l$  are assigned unique numbers by the tagging procedure. After running the forward swapping procedure, we remember the unique numbers of both succeeding symbols  $x_l^i$  and  $x_t^j$  at the new upper layer's symbol  $x_t^{i,j}$  (Line 3). So the trees' tag can be recovered in the backward variable order swapping procedure (Line 3 of Algorithm 17).

Then, the projection is computed as follows:

$$\text{Prj}(\mathcal{A}, x_t, b) = \text{b.swap}_t^{n-t}(s.\text{copy}(f.\text{swap}_t^{n-t}(\mathcal{A}), x_t, b)), \quad (13)$$

where a superscript  $i$  denotes repetition of the procedure  $i$  times. Each time when the forward swapping procedure is triggered, we move  $x_t^h$  one layer lower in all trees accepted by  $\mathcal{A}$ . We can move  $x_t^h$  to the layer above the leaf by repeatedly applying the forward swapping procedure,

which fulfills the requirement for executing the subtree copying procedure. Then we use the backward swap procedure to return the variables to the original order. This procedure is potentially expensive, but TA minimization algorithms [2, 3, 27] can help to significantly reduce the cost.

*Example 6.10.* Here we demonstrate how the projection operations works with a concrete example. We assume that  $\mathcal{A}$  is a tagged TA with the root state  $q$  and the following transitions:

$$\begin{array}{lll}
 q - \overset{\circ}{x_1^1} \rightarrow (q_l, q_r) & q_l - \overset{\circ}{x_2^2} \rightarrow (q_1, q_0) & q_0 - \overset{\circ}{\mathbf{0}} \rightarrow () \\
 & q_l - \overset{\circ}{x_2^3} \rightarrow (q_0, q_1) & q_1 - \overset{\circ}{\mathbf{1}} \rightarrow () \\
 & q_r - \overset{\circ}{x_2^4} \rightarrow (q_0, q_0) & 
 \end{array}$$

Observe that  $\mathcal{L}(\mathcal{A}) = \{T_1, T_2\}$ , where

$$T_1 = x_1^1(x_2^2(\mathbf{1}, \mathbf{0}), x_2^4(\mathbf{0}, \mathbf{0})) \quad \text{and} \quad T_2 = x_1^1(x_2^3(\mathbf{0}, \mathbf{1}), x_2^4(\mathbf{0}, \mathbf{0})).$$

Then  $\text{f.swap}_k(\mathcal{A})$  produces a TA with a single root state  $q$  and the following transitions

$$\begin{array}{llll}
 q - \overset{\circ}{x_2^{2,4}} \rightarrow (q_2, q_3) & q_2 - \overset{\circ}{x_1^1} \rightarrow (q_1, q_0) & q_4 - \overset{\circ}{x_1^1} \rightarrow (q_0, q_0) & q_0 - \overset{\circ}{\mathbf{0}} \rightarrow () \\
 q - \overset{\circ}{x_2^{3,4}} \rightarrow (q_4, q_5) & q_3 - \overset{\circ}{x_1^1} \rightarrow (q_0, q_0) & q_5 - \overset{\circ}{x_1^1} \rightarrow (q_1, q_0) & q_1 - \overset{\circ}{\mathbf{1}} \rightarrow ()
 \end{array}$$

The language  $\mathcal{L}(\text{f.swap}_k(\mathcal{A}))$  is  $\{T'_1, T'_2\}$ , where

$$T'_1 = x_2^{2,4}(x_1^1(\mathbf{1}, \mathbf{0}), x_1^1(\mathbf{0}, \mathbf{0})) \quad \text{and} \quad T'_2 = x_2^{3,4}(x_1^1(\mathbf{0}, \mathbf{0}), x_1^1(\mathbf{1}, \mathbf{0})).$$

Notice that  $T'_1$  and  $T'_2$  represent the same quantum states as  $T_1$  and  $T_2$  above. Then  $\text{s.copy}_1(\text{f.swap}_1(\mathcal{A}))$  produces the following TA with the root state  $q$ :

$$\begin{array}{llll}
 q - \overset{\circ}{x_2^{2,4}} \rightarrow (q_2, q_3) & q_2 - \overset{\circ}{x_1^1} \rightarrow (q_0, q_0) & q_4 - \overset{\circ}{x_1^1} \rightarrow (q_0, q_0) & q_0 - \overset{\circ}{\mathbf{0}} \rightarrow () \\
 q - \overset{\circ}{x_2^{3,4}} \rightarrow (q_4, q_5) & q_3 - \overset{\circ}{x_1^1} \rightarrow (q_0, q_0) & q_5 - \overset{\circ}{x_1^1} \rightarrow (q_0, q_0) & q_1 - \overset{\circ}{\mathbf{1}} \rightarrow ()
 \end{array}$$

Next we apply the backward swapping procedure to obtain  $\mathcal{A}_{T_{x_1}}$ , the final result of applying projection on  $\mathcal{A}$ . More concretely,  $\mathcal{A}_{T_{x_1}} = \text{b.swap}_1(\text{s.copy}_1(\text{f.swap}_1(\mathcal{A})))$  produces a TA with the root state  $q$  and the following transitions:

$$\begin{array}{llll}
 q - \overset{\circ}{x_1^1} \rightarrow (q'_2, q'_3) & q'_2 - \overset{\circ}{x_2^2} \rightarrow (q_0, q_0) & q'_4 - \overset{\circ}{x_2^3} \rightarrow (q_0, q_0) & q_0 - \overset{\circ}{\mathbf{0}} \rightarrow () \\
 q - \overset{\circ}{x_1^1} \rightarrow (q'_4, q'_5) & q'_3 - \overset{\circ}{x_2^4} \rightarrow (q_0, q_0) & q'_5 - \overset{\circ}{x_2^4} \rightarrow (q_0, q_0) & q_1 - \overset{\circ}{\mathbf{1}} \rightarrow ()
 \end{array}$$

Observe that the language after projection is

$$\mathcal{L}(\mathcal{A}_{T_{x_1}}) = \{x_1(x_2^2(\mathbf{0}, \mathbf{0}), x_2^4(\mathbf{0}, \mathbf{0})), x_1(x_2^3(\mathbf{0}, \mathbf{0}), x_2^4(\mathbf{0}, \mathbf{0}))\},$$

---

**Algorithm 8:** Backward variable order swapping procedure on  $x_t$ ,  $\text{b.swap}_t(\mathcal{A})$

---

**Input:** A tagged TA  $\mathcal{A} = \langle Q, \Sigma, \Delta, \mathcal{R} \rangle$

**Output:** The tagged TA  $\langle Q', \Sigma', \Delta', \mathcal{R} \rangle$

- 1  $\Delta_{\text{rm}} := \Delta_{\text{add}} := \emptyset, Q' := Q, \Sigma' := \Sigma;$
  - 2 **foreach**  $q - \overset{\circ}{x_t^{i,j}} \rightarrow (q'_0, q'_1), q'_0 - \overset{\circ}{x_t^h} \rightarrow (q_{00}, q_{10}), q'_1 - \overset{\circ}{x_t^h} \rightarrow (q_{01}, q_{11}) \in \Delta$  **do**
  - 3      $\Delta_{\text{add}} := \Delta_{\text{add}} \cup \{q - \overset{\circ}{x_t^h} \rightarrow (q''_0, q''_1), q''_0 - \overset{\circ}{x_t^i} \rightarrow (q_{00}, \mathbf{q}_{01}), q''_1 - \overset{\circ}{x_t^j} \rightarrow (\mathbf{q}_{10}, q_{11})\};$
  - 4      $\Delta_{\text{rm}} := \Delta_{\text{rm}} \cup \{q - \overset{\circ}{x_t^{i,j}} \rightarrow (q'_0, q'_1), q'_0 - \overset{\circ}{x_t^h} \rightarrow (q_{00}, \mathbf{q}_{10}), q'_1 - \overset{\circ}{x_t^h} \rightarrow (\mathbf{q}_{01}, q_{11})\};$
  - 5      $Q' := Q' \cup \{q''_0, q''_1\};$
  - 6      $\Sigma' := \Sigma' \setminus \{x_t^{i,j}\};$
  - 7 **return**  $\langle Q', \Sigma', (\Delta \setminus \Delta_{\text{rm}}) \cup \Delta_{\text{add}}, \mathcal{R} \rangle;$
-



---

**Algorithm 9:** Binary operation,  $\text{Bin}(\mathcal{A}_1, \mathcal{A}_2, \pm)$ 


---

**Input:** Two tagged TAs  $\mathcal{A}_1 = \langle Q_1, \Sigma, \Delta_1, \{q_1\} \rangle$  and  $\mathcal{A}_2 = \langle Q_2, \Sigma, \Delta_2, \{q_2\} \rangle$ .

**Output:** The tagged TA  $\mathcal{A}'$  such that  $\mathcal{L}(\mathcal{A}') = \langle T_1 \pm T_2 \mid T_1 \in \mathcal{L}(\mathcal{A}_1) \wedge T_2 \in \mathcal{L}(\mathcal{A}_2) \rangle$

- 1  $\Delta'_i := \{(q^1, q^2) \xrightarrow{x_j^i} ((q_l^1, q_l^2), (q_r^1, q_r^2)) \mid q^1 \xrightarrow{x_j^i} (q_l^1, q_r^1) \in \Delta_1 \wedge q^2 \xrightarrow{x_j^i} (q_l^2, q_r^2) \in \Delta_2\}$ ;
  - 2  $\Delta'_l := \{(q^1, q^2) \xrightarrow{(a_1 \pm a_2, b_1 \pm b_2, c_1 \pm c_2, d_1 \pm d_2, k_1)} () \mid q^1 \xrightarrow{(a_1, b_1, c_1, d_1, k_1)} () \in \Delta_1 \wedge q^2 \xrightarrow{(a_2, b_2, c_2, d_2, k_2)} () \in \Delta_2\}$ ;
  - 3 **return**  $\langle Q_1 \times Q_2, \Sigma', \Delta', \{(q_1, q_2)\} \rangle$ ;
- 

which is the expected result. □

**THEOREM 6.11.** *The projection procedure is tag-preserving with respect to the tree projection operations that transforms a tree  $T$  to  $T_x$ .*

**6.2.4 Binary Operation:  $\mathcal{A}_{T_1 \pm T_2}$ .** Binary operation can be done by a modified product construction (cf. Algorithm 9). Notice that since we apply binary operations only over TAs derived from the same source TA, i.e., initially they have the same  $k$  at the leaf transitions, and the only possibility of changing the  $k$  part of a leaf symbol is the multiplication with  $\frac{1}{\sqrt{2}}$ , which is done only after all binary operations in Table 4, we can safely assume without loss of generality that  $k_1 = k_2$ .

**THEOREM 6.12.** *Given two tagged TAs  $\mathcal{A}_{T_1}$  and  $\mathcal{A}_{T_2}$  as the input of the binary operation, the resulting TA  $\mathcal{A}_{T_1 \pm T_2}$  recognizes the language  $\{T_1 \pm T_2 \mid T_1 \in \mathcal{L}(\mathcal{A}_{T_1}) \wedge T_2 \in \mathcal{L}(\mathcal{A}_{T_2}) \wedge \text{Tag}(T_1) = \text{Tag}(T_2)\}$ .*

## 7 EXPERIMENTAL EVALUATION

We implemented the proposed TA-based algorithm as a prototype tool named AUTOQ in C++. We provide two settings: HYBRID, which uses the permutation-based approach (Section 5) to handle supported gates and switches to the composition-based approach for the other gates, and COMPOSITION, which handles all gates using the composition-based approach (Section 6). For checking language equivalence between the TA representing the set of reachable configurations and the TA for the post-condition, we use the VATA library [47]. All experiments were conducted on a server with an AMD EPYC 7742 64-core processor (1.5 GHz), 1,152 GiB of RAM (24 GiB for each process), and a 1 TB SSD running Ubuntu 20.04.4 LTS. Further details (pre- and post-conditions, circuits, etc.) can be found in Appendix E.

*Data sets.* We use the following set of benchmarks with quantum circuits:

- BV: Bernstein-Vazirani’s algorithm with one hidden string of length  $n$  [12],
- MCTOFFOLI: circuits implementing multi-controlled Toffoli gates of size  $n$  using a variation of Nielsen and Chuang’s decomposition [55] with standard Toffoli gates,
- GROVER-SING and GROVER-ALL: implementation of Grover’s search [40] for a single oracle and for all possible oracles of length  $n$  (we encode the oracle’s answer to be taken from the input; cf. Appendix D for more details),
- FEYNMANBENCH: 45 benchmarks from the tool suite FEYNMAN [7],
- REVLIB: 80 benchmarks of reversible and quantum circuits [70], and
- RANDOM: 20 randomly generated quantum circuits (10 circuits with 35 qubits and 105 gates and 10 circuits with 70 qubits and 210 gates).

*Other tools.* Since no existing work follows the same approach as we do, we compared AUTOQ with representatives of the following approaches:

Table 2. Verification of quantum algorithm. Here,  $n$  denotes the parameter value for the circuit,  $\#q$  denotes the number of qubits,  $\#G$  denotes the number of gates in the circuit. For AUTOQ, the columns **before** and **after** have the format “states (transitions)” denoting the number of states and transitions in TA in the pre-condition and the output of our analysis respectively. The column **analysis** contains the time it took AUTOQ to derive the TA for the output states and = denotes the time it took VATA to test equivalence. The timeout was 12 min. We use colours to distinguish the **best result** in each row and **timeouts**.

	$n$	$\#q$	$\#G$	AUTOQ-HYBRID				AUTOQ-COMPOSITION				SLIQSIM	FEYNMAN	
				before	after	analysis	=	before	after	analysis	=	time	verdict	time
BV	95	96	241	193 (193)	193 (193)	6.0s	0.0s	193 (193)	193 (193)	7.1s	0.0s	0.0s	equal	0.5s
	96	97	243	195 (195)	195 (195)	5.9s	0.0s	195 (195)	195 (195)	7.1s	0.0s	0.0s	equal	0.5s
	97	98	246	197 (197)	197 (197)	6.3s	0.0s	197 (197)	197 (197)	7.4s	0.0s	0.0s	equal	0.6s
	98	99	248	199 (199)	199 (199)	6.5s	0.0s	199 (199)	199 (199)	7.7s	0.0s	0.0s	equal	0.6s
	99	100	251	201 (201)	201 (201)	6.7s	0.0s	201 (201)	201 (201)	7.8s	0.0s	0.0s	equal	0.6s
GROVER-SING	12	24	5,215	49 (49)	71 (71)	11s	0.0s	49 (49)	71 (71)	49s	0.0s	2.8s	timeout	
	14	28	12,217	57 (57)	83 (83)	31s	0.0s	57 (57)	83 (83)	2m26s	0.0s	18s	timeout	
	16	32	28,159	65 (65)	95 (95)	1m29s	0.0s	65 (65)	95 (95)	6m59s	0.0s	1m41s	timeout	
	18	36	63,537	73 (73)	107 (107)	4m1s	0.0s	timeout		timeout		9m27s	timeout	
	20	40	141,527	81 (81)	119 (119)	10m56s	0.0s	timeout		timeout		timeout	timeout	
MCTOFFOLI	8	16	15	33 (42)	104 (149)	0.0s	0.0s	33 (42)	404 (915)	2.8s	0.0s	1.6s	equal	0.0s
	10	20	19	41 (52)	150 (216)	0.0s	0.0s	41 (52)	1,560 (3,607)	27s	0.0s	6.1s	equal	0.1s
	12	24	23	49 (62)	204 (295)	0.0s	0.0s	49 (62)	6,172 (14,363)	6m48s	0.1s	25s	equal	0.1s
	14	28	27	57 (72)	266 (386)	0.1s	0.0s	timeout		timeout		1m40s	equal	0.1s
	16	32	31	65 (82)	336 (489)	0.2s	0.0s	timeout		timeout		timeout	equal	0.2s
GROVER-ALL	6	18	357	37 (43)	252 (315)	3.3s	0.0s	37 (43)	510 (573)	12s	0.0s	1.7s	timeout	
	7	21	552	43 (50)	481 (608)	10s	0.0s	43 (50)	1,123 (1,250)	42s	0.0s	5.4s	timeout	
	8	24	939	49 (57)	934 (1,189)	39s	0.1s	49 (57)	2,472 (2,727)	2m40s	0.0s	26s	timeout	
	9	27	1,492	55 (64)	1,835 (2,346)	2m17s	0.4s	55 (64)	5,421 (5,932)	10m13s	0.1s	2m5s	timeout	
	10	30	2,433	61 (71)	3,632 (4,655)	9m48s	2.1s	timeout		timeout		11m31s	timeout	

- *Quantum circuit simulators*: These compute the output of a quantum circuit for a given input quantum state. As a representative, we selected SLIQSIM [64], a state-of-the-art quantum circuit simulator based on decision diagrams, which also works with a precise algebraic representation of complex numbers. We also tried the simulator from QISKIT [9] (which does not provide a precise representation of numbers), but it was slower than SLIQSIM so we do not include it in the results.
- *Quantum circuit equivalence checkers*: We selected the following equivalence checkers: the verifier from the FEYNMAN tool suite [7] (based on the path-sum formulation) and QCEC [19] (combining decision diagrams, the ZX-calculus [26], and random stimuli generation [18]).

We evaluated AUTOQ in two use cases, described in detail below.

## 7.1 Verification Against Pre- and Post-Conditions

In the first experiment, we compared how fast AUTOQ computes the set of output quantum states and checks whether the set satisfies a given post-condition. We compared against the simulator SLIQSIM in the setting when we ran it over all states encoded in the pre-condition of the quantum algorithm and accumulated the times. We note that we did not include the time for comparing the result of SLIQSIM against a post-condition specification due to the following limitation of the tool: it can produce the state after executing the circuit in the vector form, but this step is not optimized and is quite time-consuming. Since the step of accumulating the obtained states could possibly be done in a more efficient way, avoiding transforming them first into the vector form, we do not include it in the runtime to not give SLIQSIM an unfair disadvantage. The timeout was 12 min.

We also include the time taken by FEYNMAN to check the equivalence of the circuits with themselves. Although checking equivalence of quantum circuits is a harder problem than what we are solving (so the results cannot be used for direct comparison with AUTOQ), we include these results in order to give an idea about hardness of the circuits for path-sum-based approaches.

## An Automata-based Framework for Verification and Bug Hunting in Quantum Circuits

Table 3. Results for bug finding. The notation is the same as in Table 2. In addition, the column **bug?** indicates if the tool caught the injected bug: T denotes that the bug was found, F denotes that the tool gave an incorrect result, and — means unknown result (includes the tool reporting *unknown*, crash, or not enough resources). The timeout was 30 min.

	circuit	#q	#G	AUTOQ		FEYNMAN		QCEC		circuit	#q	#G	AUTOQ		FEYNMAN		QCEC	
				time	bug?	time	bug?	time	bug?				time	bug?	time	bug?	time	bug?
FEYNMANBENCH	csum_mux_9	30	141	0.5s	T	6.0s	—	1m1s	F	hwb10	16	31,765	1m49s	T	timeout	—	50.6s	T
	gf2^10_mult	30	348	1.5s	T	0.5s	—	1.6s	—	hwb11	15	87,790	4m31s	T	timeout	—	48.8s	T
	gf2^16_mult	48	876	9.3s	T	3.6s	—	1m25s	T	hwb12	20	171,483	13m43s	T	timeout	—	1m30s	T
	gf2^32_mult	96	3,323	2m0s	T	5.1s	—	2m52s	T	hwb8	12	6,447	16s	T	timeout	—	43.6s	T
	ham15-high	20	1,799	7.5s	T	3m50s	—	56.8s	T	qcla_adder_10	36	182	1.7s	T	1.0s	—	1m5s	F
	mod_adder_1024	28	1,436	10s	T	8.7s	—	1m2s	T	qcla_mod_7	26	295	2.0s	T	1m28s	—	59.0s	F
RANDOM	35a	35	106	2.6s	T	0.2s	—	1m4s	F	70a	70	211	21s	T	1.3s	—	1m42s	T
	35b	35	106	1.3s	T	0.1s	T	1m5s	F	70b	70	211	15s	T	0.7s	T	1m41s	T
	35c	35	106	1.1s	T	0.1s	T	1m7s	T	70c	70	211	10s	T	0.8s	—	1m37s	T
	35d	35	106	1.1s	T	0.1s	T	1m5s	T	70d	70	211	timeout	—	0.9s	T	1m39s	T
	35e	35	106	1.0s	T	0.1s	—	1m4s	T	70e	70	211	24s	T	0.8s	—	1m36s	T
	35f	35	106	2.0s	T	0.2s	T	1m5s	F	70f	70	211	31s	T	0.8s	T	1m34s	F
	35g	35	106	1.0s	T	0.2s	—	1m7s	T	70g	70	211	16m8s	T	1.2s	—	1m47s	T
	35h	35	106	1.2s	T	0.2s	—	2.0s	—	70h	70	211	15s	T	1.3s	—	1m42s	T
	35i	35	106	1.2s	T	0.3s	T	1m6s	T	70i	70	211	18s	T	1.0s	—	1m47s	T
	35j	35	106	1.4s	T	0.2s	—	1m6s	F	70j	70	211	1m37s	T	1.2s	—	1m49s	T
REVLIB	add16_174	49	65	3.1s	T	timeout	—	1m16s	T	urf1_149	9	11,555	40s	T	timeout	—	45.2s	T
	add32_183	97	129	25s	T	timeout	—	2m2s	T	urf2_152	8	5,031	14s	T	21m39s	T	36.4s	T
	add64_184	193	257	2m8s	T	timeout	—	2.0s	—	urf3_155	10	26,469	1m29s	T	timeout	—	45.1s	T
	avg8_325	320	1,758	22m42s	T	timeout	—	2.2s	—	urf4_187	11	32,005	2m10s	T	timeout	—	46.6s	T
	bw_291	87	308	11s	T	15s	T	2m10s	T	urf5_158	9	10,277	26s	T	timeout	—	38.2s	T
	cycle10_293	39	79	0.5s	T	0.5s	T	1m10s	T	urf6_160	15	10,741	1m6s	T	timeout	—	48.4s	T
	e64-bdd_295	195	388	50s	T	timeout	—	1.5s	—	hwb6_301	46	160	2.5s	T	2.7s	T	1m13s	T
	ex5p_296	206	648	2m5s	T	1m36s	T	2.0s	—	hwb7_302	73	282	10s	T	15s	T	1m39s	T
	ham15_298	45	154	1.3s	T	0.9s	T	1m15s	T	hwb8_303	112	450	34s	T	43s	T	2m25s	T
	mod5adder_306	32	97	0.8s	T	1.1s	T	1m2s	T	hwb9_304	170	700	1m48s	T	2m29s	T	2.0s	—
rd84_313	34	105	0.9s	T	1.5s	T	1m5s	T										

We ran this experiment on the benchmarks where the semantics was known to us so that we could construct TAs with pre- and post-conditions. These were the following: BV, MCTOFFOLI, GROVER-SING, and GROVER-ALL. We give the results in Table 2. Both BV and GROVER-SING work with only one input state, which should be most favourable for simulators. Surprisingly, for the case of GROVER-SING, AUTOQ outperforms SLIQSIM on large cases. We attribute this to the compactness of the TA representation of Grover’s state space. On the other hand, both MCTOFFOLI and GROVER-ALL consider  $2^n$  input states and we can observe the exponential factor emerging; hence AUTOQ outperforms SLIQSIM in large cases. All tools perform pretty well on BV, even cases with 100 qubits can be easily handled. We can also see that HYBRID is consistently faster than COMPOSITION.

### 7.2 Finding Bugs

In the following experiment, we compared AUTOQ with the equivalence checkers FEYNMAN and QCEC and evaluated the ability of the tools to determine that two quantum circuits are non-equivalent (this is to simulate the use case of verifying the output of an optimizer). We took circuits from the benchmarks FEYNMANBENCH, RANDOM, and REVLIB, and for each circuit, we created a copy and injected an artificial bug (one additional randomly selected gate at a random location). Then we ran the tools and let them check circuit equivalence; for AUTOQ, we let it compute two TAs representing sets of output states for both circuits for the given set of input states and then checked their language equivalence with VATA.

Our strategy for finding bugs with AUTOQ (we used the HYBRID setting) was the following: We started with a TA representing a single basis state, i.e., a TA with no nondeterminism, and gradually added more non-deterministic transitions into the TA, making it represent a larger set of states, running the analysis for each of the TAs, until we found the bug. This proved to be a successful strategy, since running the analysis with an input TA representing, e.g., all possible basis states,

might be too challenging (generally speaking, the larger is the TA representing the set of states, the slower is the analysis).

We present the results in Table 2. We exclude trivial cases (all tools can finish within 5 s) and difficult cases that no tool can handle within the timeout period (30 min). We can see that many of the cases were so tricky that equivalence checkers failed to conclude anything, while AUTOQ succeeded in finding the bug with just the first few TAs. For two instances from RANDOM (70d and 70g), we found the bug after trying 36 TAs after 41m52s (reported as a timeout in the table) and 44 TAs after 16m8s, respectively. For a few cases (e.g., `csum_mux_9`), QCEC did not find the bug and reported that the circuits were equivalent (F), while AUTOQ reported it (T). For these cases, we fed the witness produced by AUTOQ to SLIQSIM and confirmed the two circuits are different.

The results show that using our approach for hunting for bugs in quantum circuits is clearly beneficial, in particular for larger circuits where equivalence checkers do not scale. For instance, AUTOQ was able to find bugs in some large-scale instances from REVLIB with hundreds of qubits, e.g., `add64_184` and `avg_8_325`, while both FEYNMAN and QCEC fail.

## 8 RELATED WORK

*Circuit equivalence checkers* are often very efficient but less flexible in specifying the desired property (only equivalence). Our approach can switch to a lightweight specification when verification fails due to insufficient resources and still find bugs in the design. Often equivalence checking is done by a reduction to normal form using a set of rewriting rules. *Path-sum* is a recent approach proposed in [7], whose rewrite rules can solve the equivalence problem of Clifford group circuits in polynomial time. The *ZX-calculus* [26] is a graphical language that is particularly useful in circuit optimization and proving equivalence. The works of [43] ensures correctness of the rewrite rules with a theorem prover. Quartz [73] is a circuit optimization framework. It consists of an equivalence checker based on some precomputed equivalence sets. We pick FEYNMAN [7], a state-of-the-art equivalence checkers based on path-sum, and QCEC [19], a recent tool based on decision diagrams and ZX-calculus, as the baseline tools to compare with.

*Quantum abstract interpretation* [59, 82] is particularly efficient in processing large-scale circuit, but it over-approximates state space and cannot conclude anything when verification fails. For instance, the work in [82] can only distinguish quantum states with zero and non-zero probability (and cannot derive exact boundary probabilities). In contrast, our approach precisely represents reachable states and can reveal bugs. One can consider our approach to be an instantiation of classical abstract interpretation [29] that is precise, and our approach to non-equivalence testing as comparing output abstract contexts of two programs. *Quantum model checking* supports a rich specification language (flavors of temporal logic [38, 51, 72]). It can be seen as an extension of probabilistic model checking [35, 36, 38, 72, 77–79] and is more suitable for verifying high-level protocols due to the limited scalability [10]. Techniques based on *quantum simulation* [39, 56, 57, 60, 64, 67, 68, 84, 85] allow only one input quantum state and thus have limited analyzing power.

*Quantum Hoare logic* [37, 48, 65, 76, 83]) allows verification against complex correctness properties and rich program constructs such as branches and loops, but requires significant manual work. On the other hand, *quantum incorrectness logic* [75] is a dual of quantum Hoare logic that allows showing the existence of a bug, but cannot prove its absence. The QBRICKS [21] approach alleviates the difficulty of proof search by combining state-of-the-art theorem provers with decision procedures, but, according to their experiments, still requires a significant amount of human intervention. For instance, their experiments show that it requires 125 times intervention during verification of Grover’s search w.r.t. an arbitrary number of qubits.

## 9 CONCLUDING REMARKS

We have introduced a new paradigm for quantum circuit analysis that is exciting from both practical and theoretical lenses. We demonstrated one of its potential applications—circuit non-equivalence checking, but we believe there could be much more. In our own experience of using the method to prepare the benchmarks, its role is similar to a static assertion checker (like *software model checkers* for classical programs [23, 42]); it helped us greatly to find several problems while composing the circuits. The connection to automata-based verification is also quite exciting. A series of approaches from the classical world should also be helpful in the quantum case. For instance, the idea of regular tree model checking could be leveraged to verify parameterized quantum circuits (w.r.t. an arbitrary number of qubits) [4, 14]. Automata-learning can be used for automatic loop invariant inference [22]. Symbolic automata [31] and register automata [24] would allow using variables to describe amplitude (instead of a fixed alphabet as we use now). We believe there are many other techniques from the automata world that could be used to extend our framework and be applied in the area of analysing quantum circuits.

## REFERENCES

- [1] 2022. GMP: The GNU Multiple Precision Arithmetic Library. <https://gmplib.org/>
- [2] Parosh Aziz Abdulla, Ahmed Bouajjani, Lukás Holík, Lisa Kaati, and Tomás Vojnar. 2008. Computing Simulations over Tree Automata. In *Tools and Algorithms for the Construction and Analysis of Systems, 14th International Conference, TACAS 2008, Held as Part of the Joint European Conferences on Theory and Practice of Software, ETAPS 2008, Budapest, Hungary, March 29–April 6, 2008. Proceedings (Lecture Notes in Computer Science)*, C. R. Ramakrishnan and Jakob Rehof (Eds.), Vol. 4963. Springer, 93–108. [https://doi.org/10.1007/978-3-540-78800-3\\_8](https://doi.org/10.1007/978-3-540-78800-3_8)
- [3] Parosh Aziz Abdulla, Johanna Högberg, and Lisa Kaati. 2007. Bisimulation Minimization of Tree Automata. *Int. J. Found. Comput. Sci.* 18, 4 (2007), 699–713. <https://doi.org/10.1142/S0129054107004929>
- [4] Parosh Aziz Abdulla, Bengt Jonsson, Pritha Mahata, and Julien d’Orso. 2002. Regular Tree Model Checking. In *Computer Aided Verification, 14th International Conference, CAV 2002, Copenhagen, Denmark, July 27–31, 2002, Proceedings (Lecture Notes in Computer Science)*, Ed Brinksma and Kim Guldstrand Larsen (Eds.), Vol. 2404. Springer, 555–568. [https://doi.org/10.1007/3-540-45657-0\\_47](https://doi.org/10.1007/3-540-45657-0_47)
- [5] Dorit Aharonov. 2003. A Simple Proof that Toffoli and Hadamard are Quantum Universal. <https://doi.org/10.48550/arxiv.quant-ph/0301040>
- [6] Thorsten Altenkirch and Jonathan Grattage. 2005. A Functional Quantum Programming Language. In *20th IEEE Symposium on Logic in Computer Science (LICS 2005), 26–29 June 2005, Chicago, IL, USA, Proceedings*. IEEE Computer Society, 249–258. <https://doi.org/10.1109/LICS.2005.1>
- [7] Matthew Amy. 2018. Towards large-scale functional verification of universal quantum circuits. In *Quantum Physics and Logic*.
- [8] Matthew Amy. 2019. *Formal Methods in Quantum Circuit Design*. Ph.D. Dissertation. University of Waterloo.
- [9] MD SAJJID ANIS, Abby-Mitchell, Héctor Abraham, et al. 2021. Qiskit: An Open-source Framework for Quantum Computing. <https://doi.org/10.5281/zenodo.2573505>
- [10] Linda Anticoli, Carla Piazza, Leonardo Tagliacarne, and Paolo Zuliani. 2016. Towards Quantum Programs Verification: From Quipper Circuits to QPMC. In *Reversible Computation - 8th International Conference, RC 2016, Bologna, Italy, July 7–8, 2016, Proceedings (Lecture Notes in Computer Science)*, Simon J. Devitt and Ivan Lanese (Eds.), Vol. 9720. Springer, 213–219. [https://doi.org/10.1007/978-3-319-40578-0\\_16](https://doi.org/10.1007/978-3-319-40578-0_16)
- [11] Frank Arute, Kunal Arya, Ryan Babbush, Dave Bacon, Joseph C. Bardin, Rami Barends, Rupak Biswas, Sergio Boixo, Fernando G. S. L. Brandao, David A. Buell, Brian Burkett, Yu Chen, Zijun Chen, Ben Chiaro, Roberto Collins, William Courtney, Andrew Dunsworth, Edward Farhi, Brooks Foxen, Austin Fowler, Craig Gidney, Marissa Giustina, Rob Graff, Keith Guerin, Steve Habegger, Matthew P. Harrigan, Michael J. Hartmann, Alan Ho, Markus Hoffmann, Trent Huang, Travis S. Humble, Sergei V. Isakov, Evan Jeffrey, Zhang Jiang, Dvir Kafri, Kostyantyn Kechedzhi, Julian Kelly, Paul V. Klimov, Sergey Knysh, Alexander Korotkov, Fedor Kostritsa, David Landhuis, Mike Lindmark, Erik Lucero, Dmitry Lyakh, Salvatore Mandrà, Jarrod R. McClean, Matthew McEwen, Anthony Megrant, Xiao Mi, Kristel Michielsen, Masoud Mohseni, Josh Mutus, Ofer Naaman, Matthew Neeley, Charles Neill, Murphy Yuezhen Niu, Eric Ostby, Andre Petukhov, John C. Platt, Chris Quintana, Eleanor G. Rieffel, Pedram Roushan, Nicholas C. Rubin, Daniel Sank, Kevin J. Satzinger, Vadim Smelyanskiy, Kevin J. Sung, Matthew D. Trevithick, Amit Vainsencher, Benjamin Villalonga, Theodore White, Z. Jamie Yao, Ping Yeh, Adam Zalcman, Hartmut Neven, and John M. Martinis. 2019. Quantum supremacy using a programmable superconducting processor. *Nature* 574, 7779 (Oct. 2019), 505–510.

<https://doi.org/10.1038/s41586-019-1666-5> Number: 7779 Publisher: Nature Publishing Group.

- [12] Ethan Bernstein and Umesh V. Vazirani. 1993. Quantum complexity theory. In *Proceedings of the Twenty-Fifth Annual ACM Symposium on Theory of Computing, May 16-18, 1993, San Diego, CA, USA*, S. Rao Kosaraju, David S. Johnson, and Alok Aggarwal (Eds.). ACM, 11–20. <https://doi.org/10.1145/167088.167097>
- [13] Jacob D. Biamonte, Peter Wittek, Nicola Pancotti, Patrick Rebentrost, Nathan Wiebe, and Seth Lloyd. 2017. Quantum machine learning. *Nature* 549, 7671 (2017), 195–202. <https://doi.org/10.1038/nature23474>
- [14] Ahmed Bouajjani, Peter Habermehl, Adam Rogalewicz, and Tomáš Vojnar. 2012. Abstract regular (tree) model checking. *International Journal on Software Tools for Technology Transfer* 14, 2 (2012), 167–191.
- [15] Ahmed Bouajjani, Benet Jonsson, Marcus Nilsson, and Tayssir Touili. 2000. Regular Model Checking. In *Computer Aided Verification, 12th International Conference, CAV 2000, Chicago, IL, USA, July 15-19, 2000, Proceedings (Lecture Notes in Computer Science)*, E. Allen Emerson and A. Prasad Sistla (Eds.), Vol. 1855. Springer, 403–418. [https://doi.org/10.1007/10722167\\_31](https://doi.org/10.1007/10722167_31)
- [16] P. Oscar Boykin, Tal Mor, Matthew Pulver, Vwani P. Roychowdhury, and Farrokh Vatan. 2000. A new universal and fault-tolerant quantum basis. *Inf. Process. Lett.* 75, 3 (2000), 101–107. [https://doi.org/10.1016/S0020-0190\(00\)00084-3](https://doi.org/10.1016/S0020-0190(00)00084-3)
- [17] Randal E. Bryant. 1986. Graph-Based Algorithms for Boolean Function Manipulation. *IEEE Trans. Computers* 35, 8 (1986), 677–691. <https://doi.org/10.1109/TC.1986.1676819>
- [18] Lukas Burgholzer, Richard Kueng, and Robert Wille. 2021. Random Stimuli Generation for the Verification of Quantum Circuits. In *ASPDAC '21: 26th Asia and South Pacific Design Automation Conference, Tokyo, Japan, January 18-21, 2021*. ACM, 767–772. <https://doi.org/10.1145/3394885.3431590>
- [19] Lukas Burgholzer and Robert Wille. 2020. Advanced equivalence checking for quantum circuits. *IEEE Transactions on Computer-Aided Design of Integrated Circuits and Systems* 40, 9 (2020), 1810–1824.
- [20] Yudong Cao, Jonathan Romero, Jonathan P. Olson, Matthias Degroote, Peter D. Johnson, Mária Kieferová, Ian D. Kivlichan, Tim Menke, Borja Peropadre, Nicolas P. D. Sawaya, Sukin Sim, Libor Veis, and Alán Aspuru-Guzik. 2019. Quantum Chemistry in the Age of Quantum Computing. *Chemical Reviews* 119, 19 (2019), 10856–10915. <https://doi.org/10.1021/acs.chemrev.8b00803> arXiv:<https://doi.org/10.1021/acs.chemrev.8b00803> PMID: 31469277.
- [21] Christophe Chareton, Sébastien Bardin, François Bobot, Valentin Perrelle, and Benoît Valiron. 2021. An Automated Deductive Verification Framework for Circuit-Building Quantum Programs. In *ESOP (Lecture Notes in Computer Science)*, Nobuko Yoshida (Ed.), Vol. 12648. Springer International Publishing, Cham, 148–177.
- [22] Yu-Fang Chen, Chih-Duo Hong, Anthony W Lin, and Philipp Rümmer. 2017. Learning to prove safety over parameterised concurrent systems. In *2017 Formal Methods in Computer Aided Design (FMCAD)*. IEEE, 76–83.
- [23] Yu-Fang Chen, Chiao Hsieh, Ondřej Lengál, Tsung-Ju Lii, Ming-Hsien Tsai, Bow-Yaw Wang, and Farn Wang. 2016. PAC learning-based verification and model synthesis. In *Proceedings of the 38th International Conference on Software Engineering*, 714–724.
- [24] Yu-Fang Chen, Ondřej Lengál, Tony Tan, and Zhilin Wu. 2017. Register automata with linear arithmetic. In *2017 32nd Annual ACM/IEEE Symposium on Logic in Computer Science (LICS)*. IEEE, 1–12.
- [25] Carlo Ciliberto, Mark Herbster, Alessandro Davide Ialongo, Andrea Rocchetto, Simone Severini, and Leonard Wossnig. 2018. Quantum Machine Learning: A Classical Perspective. *Proceedings of the Royal Society A: Mathematical, Physical and Engineering Sciences* 474, 2209 (January 2018).
- [26] Bob Coecke and Ross Duncan. 2011. Interacting quantum observables: categorical algebra and diagrammatics. *New Journal of Physics* 13, 4 (apr 2011), 043016. <https://doi.org/10.1088/1367-2630/13/4/043016>
- [27] Hubert Comon, Max Dauchet, Rémi Gilleron, Florent Jacquemard, Denis Lugiez, Christof Löding, Sophie Tison, and Marc Tommasi. 2008. Tree automata techniques and applications.
- [28] D. Coppersmith. 2002. An approximate Fourier transform useful in quantum factoring. <https://doi.org/10.48550/arxiv.quant-ph/0201067>
- [29] Patrick Cousot and Radhia Cousot. 1977. Abstract Interpretation: A Unified Lattice Model for Static Analysis of Programs by Construction or Approximation of Fixpoints. In *Conference Record of the Fourth ACM Symposium on Principles of Programming Languages, Los Angeles, California, USA, January 1977*, Robert M. Graham, Michael A. Harrison, and Ravi Sethi (Eds.). ACM, 238–252. <https://doi.org/10.1145/512950.512973>
- [30] Christopher M Dawson and Michael A Nielsen. 2005. The Solovay-Kitaev algorithm. *arXiv preprint quant-ph/0505030* (2005).
- [31] Loris D’Antoni and Margus Veanes. 2017. The power of symbolic automata and transducers. In *International Conference on Computer Aided Verification*. Springer, 47–67.
- [32] Mark Ettinger, Peter Høyer, and Emanuel Knill. 2004. The quantum query complexity of the hidden subgroup problem is polynomial. *Inf. Process. Lett.* 91, 1 (2004), 43–48. <https://doi.org/10.1016/j.ipl.2004.01.024>
- [33] Andrew Fagan and Ross Duncan. 2019. Optimising Clifford Circuits with Quantomatic. *Electronic Proceedings in Theoretical Computer Science* 287 (jan 2019), 85–105. <https://doi.org/10.4204/eptcs.287.5>

## An Automata-based Framework for Verification and Bug Hunting in Quantum Circuits

- [34] Eric Felt, Gary York, Robert K. Brayton, and Alberto L. Sangiovanni-Vincentelli. 1993. Dynamic variable re-ordering for BDD minimization. In *Proceedings of the European Design Automation Conference 1993, EURO-DAC '93 with EURO-VHDL'93, Hamburg, Germany, September 20-24, 1993*. IEEE Computer Society, 130–135. <https://doi.org/10.1109/EURDAC.1993.410627>
- [35] Yuan Feng, Ernst Moritz Hahn, Andrea Turrini, and Shenggang Ying. 2017. Model checking omega-regular properties for quantum Markov chains. In *28th International Conference on Concurrency Theory (CONCUR 2017)*. Schloss Dagstuhl-Leibniz-Zentrum fuer Informatik.
- [36] Yuan Feng, Ernst Moritz Hahn, Andrea Turrini, and Lijun Zhang. 2015. QPMC: A Model Checker for Quantum Programs and Protocols. In *International Symposium on Formal Methods*, Nikolaj Björner and Frank de Boer (Eds.). Springer International Publishing, 265–272.
- [37] Yuan Feng and Mingsheng Ying. 2021. Quantum Hoare logic with classical variables. *ACM Transactions on Quantum Computing* 2, 4 (2021), 1–43.
- [38] Yuan Feng, Nengkun Yu, and Mingsheng Ying. 2013. Model checking quantum Markov chains. *J. Comput. Syst. Sci.* 79, 7 (2013), 1181–1198. <https://doi.org/10.1016/j.jcss.2013.04.002>
- [39] Alexander S. Green, Peter LeFanu Lumsdaine, Neil J. Ross, Peter Selinger, and Benoît Valiron. 2013. Quipper: a scalable quantum programming language. In *ACM SIGPLAN Conference on Programming Language Design and Implementation, PLDI '13, Seattle, WA, USA, June 16-19, 2013*, Hans-Juergen Boehm and Cormac Flanagan (Eds.). ACM, 333–342. <https://doi.org/10.1145/2491956.2462177>
- [40] Lov K. Grover. 1996. A Fast Quantum Mechanical Algorithm for Database Search. In *Proceedings of the Twenty-Eighth Annual ACM Symposium on the Theory of Computing, Philadelphia, Pennsylvania, USA, May 22-24, 1996*, Gary L. Miller (Ed.). ACM, 212–219. <https://doi.org/10.1145/237814.237866>
- [41] Wakaki Hattori and Shigeru Yamashita. 2018. Quantum Circuit Optimization by Changing the Gate Order for 2D Nearest Neighbor Architectures. In *Reversible Computation - 10th International Conference, RC 2018, Leicester, UK, September 12-14, 2018, Proceedings (Lecture Notes in Computer Science)*, Jarkko Kari and Irek Ulidowski (Eds.), Vol. 11106. Springer, 228–243. [https://doi.org/10.1007/978-3-319-99498-7\\_16](https://doi.org/10.1007/978-3-319-99498-7_16)
- [42] Matthias Heizmann, Yu-Fang Chen, Daniel Dietsch, Marius Greitschus, Jochen Hoenicke, Yong Li, Alexander Nutz, Betim Musa, Christian Schilling, Tanja Schindler, et al. 2018. Ultimate automizer and the search for perfect interpolants. In *International Conference on Tools and Algorithms for the Construction and Analysis of Systems*. Springer, 447–451.
- [43] Keshu Hietala, Robert Rand, Shih-Han Hung, Xiaodi Wu, and Michael Hicks. 2019. Verified optimization in a quantum intermediate representation. *arXiv preprint arXiv:1904.06319* (2019).
- [44] Toshinari Itoko, Rudy Raymond, Takashi Imamichi, and Atsushi Matsuo. 2020. Optimization of quantum circuit mapping using gate transformation and commutation. *Integr.* 70 (2020), 43–50. <https://doi.org/10.1016/j.vlsi.2019.10.004>
- [45] Dominik Janzing, Paweł Wocjan, and Thomas Beth. 2005. "Non-Identity-Check" Is QMA-complete. *International Journal of Quantum Information* 03, 03 (2005), 463–473. <https://doi.org/10.1142/S0219749905001067>
- [46] Iordanis Kerenidis and Anupam Prakash. 2016. Quantum Recommendation Systems. <https://doi.org/10.48550/arxiv.1603.08675>
- [47] Ondřej Lengál, Jiří Šimáček, and Tomáš Vojnar. 2012. VATA: A library for efficient manipulation of non-deterministic tree automata. In *International Conference on Tools and Algorithms for the Construction and Analysis of Systems*. Springer, 79–94.
- [48] Junyi Liu, Bohua Zhan, Shuling Wang, Shenggang Ying, Tao Liu, Yangjia Li, Mingsheng Ying, and Naijun Zhan. 2019. Formal verification of quantum algorithms using quantum Hoare logic. In *International conference on computer aided verification*. Springer, 187–207.
- [49] Vsevolod Livinskii, Dmitry Babokin, and John Regehr. 2020. Random testing for C and C++ compilers with YARPGen. *Proc. ACM Program. Lang.* 4, OOPSLA (2020), 196:1–196:25. <https://doi.org/10.1145/3428264>
- [50] Paul Massey, John A. Clark, and Susan Stepney. 2005. Evolution of a human-competitive quantum fourier transform algorithm using genetic programming. In *Genetic and Evolutionary Computation Conference, GECCO 2005, Proceedings, Washington DC, USA, June 25-29, 2005*, Hans-Georg Beyer and Una-May O'Reilly (Eds.). ACM, 1657–1663. <https://doi.org/10.1145/1068009.1068288>
- [51] Paulo Mateus, Jaime Ramos, Amílcar Sernadas, and Cristina Sernadas. 2009. *Temporal Logics for Reasoning about Quantum Systems*. Cambridge University Press, 389–413. <https://doi.org/10.1017/CBO9781139193313.011>
- [52] Nikolaj Moll, Panagiotis Barkoutsos, Lev S Bishop, Jerry M Chow, Andrew Cross, Daniel J Egger, Stefan Filipp, Andreas Fuhrer, Jay M Gambetta, Marc Ganzhorn, Abhinav Kandala, Antonio Mezzacapo, Peter Müller, Walter Riess, Gian Salis, John Smolin, Ivano Tavernelli, and Kristan Temme. 2018. Quantum optimization using variational algorithms on near-term quantum devices. *Quantum Science and Technology* 3, 3 (jun 2018), 030503. <https://doi.org/10.1088/2058-9565/aab822>
- [53] Yunseong Nam, Neil J. Ross, Yuan Su, Andrew M. Childs, and Dmitri Maslov. 2018. Automated optimization of large quantum circuits with continuous parameters. *npj Quantum Information* 4 (2018).

- [54] Daniel Neider and Nils Jansen. 2013. Regular Model Checking Using Solver Technologies and Automata Learning. In *NASA Formal Methods, 5th International Symposium, NFM 2013, Moffett Field, CA, USA, May 14-16, 2013. Proceedings (Lecture Notes in Computer Science)*, Guillaume Brat, Neha Rungta, and Arnaud Venet (Eds.), Vol. 7871. Springer, 16–31. [https://doi.org/10.1007/978-3-642-38088-4\\_2](https://doi.org/10.1007/978-3-642-38088-4_2)
- [55] Michael A. Nielsen and Isaac L. Chuang. 2011. *Quantum Computation and Quantum Information: 10th Anniversary Edition* (10th ed.). Cambridge University Press, USA.
- [56] Philipp Niemann, Robert Wille, D. Michael Miller, Mitchell A. Thornton, and Rolf Drechsler. 2016. QMDDs: Efficient Quantum Function Representation and Manipulation. *IEEE Trans. Comput. Aided Des. Integr. Circuits Syst.* 35, 1 (2016), 86–99. <https://doi.org/10.1109/TCAD.2015.2459034>
- [57] Edwin Pednault, John A. Gunnels, Giacomo Nannicini, Lior Horesh, Thomas Magerlein, Edgar Solomonik, Erik W. Draeger, Eric T. Holland, and Robert Wisnieff. 2017. Pareto-Efficient Quantum Circuit Simulation Using Tensor Contraction Deferral. *CoRR* abs/1710.05867 (2017). <http://arxiv.org/abs/1710.05867>
- [58] Tom Peham, Lukas Burgholzer, and Robert Wille. 2022. Equivalence checking paradigms in quantum circuit design: a case study. In *DAC '22: 59th ACM/IEEE Design Automation Conference, San Francisco, California, USA, July 10 - 14, 2022*, Rob Oshana (Ed.). ACM, 517–522. <https://doi.org/10.1145/3489517.3530480>
- [59] Simon Perdrix. 2008. Quantum entanglement analysis based on abstract interpretation. In *International Static Analysis Symposium*. Springer, 270–282.
- [60] Vasilis Samoladas. 2008. Improved BDD Algorithms for the Simulation of Quantum Circuits. In *Algorithms - ESA 2008, 16th Annual European Symposium, Karlsruhe, Germany, September 15-17, 2008. Proceedings (Lecture Notes in Computer Science)*, Dan Halperin and Kurt Mehlhorn (Eds.), Vol. 5193. Springer, 720–731. [https://doi.org/10.1007/978-3-540-87744-8\\_60](https://doi.org/10.1007/978-3-540-87744-8_60)
- [61] Peter W. Shor. 1994. Algorithms for Quantum Computation: Discrete Logarithms and Factoring. In *35th Annual Symposium on Foundations of Computer Science, Santa Fe, New Mexico, USA, 20-22 November 1994*. IEEE Computer Society, 124–134. <https://doi.org/10.1109/SFCS.1994.365700>
- [62] Mathias Soeken, Robert Wille, Gerhard W. Dueck, and Rolf Drechsler. 2010. Window optimization of reversible and quantum circuits. In *13th IEEE International Symposium on Design and Diagnostics of Electronic Circuits and Systems, DDECS 2010, Vienna, Austria, April 14-16, 2010*, Elena Gramatová, Zdenek Kotásek, Andreas Steininger, Heinrich Theodor Vierhaus, and Horst Zimmermann (Eds.). IEEE Computer Society, 341–345. <https://doi.org/10.1109/DDECS.2010.5491754>
- [63] Lee Spector. 2006. Automatic Quantum Computer Programming: A Genetic Programming Approach. (2006).
- [64] Yuan-Hung Tsai, Jie-Hong R. Jiang, and Chiao-Shan Jhang. 2021. Bit-Slicing the Hilbert Space: Scaling Up Accurate Quantum Circuit Simulation. In *58th ACM/IEEE Design Automation Conference, DAC 2021, San Francisco, CA, USA, December 5-9, 2021*. IEEE, 439–444. <https://doi.org/10.1109/DAC18074.2021.9586191>
- [65] Dominique Unruh. 2019. Quantum Hoare logic with ghost variables. In *2019 34th Annual ACM/IEEE Symposium on Logic in Computer Science (LICS)*. IEEE, 1–13.
- [66] George F. Viamontes, Igor L. Markov, and John P. Hayes. 2007. Checking equivalence of quantum circuits and states. In *2007 International Conference on Computer-Aided Design, ICCAD 2007, San Jose, CA, USA, November 5-8, 2007*, Georges G. E. Gielen (Ed.). IEEE Computer Society, 69–74. <https://doi.org/10.1109/ICCAD.2007.4397246>
- [67] George F. Viamontes, Igor L. Markov, and John P. Hayes. 2009. *Quantum Circuit Simulation*. Springer. <https://doi.org/10.1007/978-90-481-3065-8>
- [68] Dave Wecker and Krysta M. Svore. 2014. LIQ*U*i|>: A Software Design Architecture and Domain-Specific Language for Quantum Computing. *CoRR* abs/1402.4467 (2014). arXiv:1402.4467 <http://arxiv.org/abs/1402.4467>
- [69] Chun-Yu Wei, Yuan-Hung Tsai, Chiao-Shan Jhang, and Jie-Hong R. Jiang. 2022. Accurate BDD-based unitary operator manipulation for scalable and robust quantum circuit verification. In *DAC '22: 59th ACM/IEEE Design Automation Conference, San Francisco, California, USA, July 10 - 14, 2022*, Rob Oshana (Ed.). ACM, 523–528. <https://doi.org/10.1145/3489517.3530481>
- [70] R. Wille, D. Große, L. Teuber, G. W. Dueck, and R. Drechsler. 2008. RevLib: An Online Resource for Reversible Functions and Reversible Circuits. In *Int'l Symp. on Multi-Valued Logic*. 220–225. RevLib is available at <http://www.revlib.org>.
- [71] Robert Wille, Rod Van Meter, and Yehuda Naveh. 2019. IBM's Qiskit Tool Chain: Working with and Developing for Real Quantum Computers. In *Design, Automation & Test in Europe Conference & Exhibition, DATE 2019, Florence, Italy, March 25-29, 2019*, Jürgen Teich and Franco Fummi (Eds.). IEEE, 1234–1240. <https://doi.org/10.23919/DATE.2019.8715261>
- [72] Ming Xu, Jianling Fu, Jingyi Mei, and Yuxin Deng. 2022. Model checking QCTL plus on quantum Markov chains. *Theor. Comput. Sci.* 913 (2022), 43–72. <https://doi.org/10.1016/j.tcs.2022.01.044>
- [73] Mingkuan Xu, Zikun Li, Oded Padon, Sina Lin, Jessica Pointing, Auguste Hirsh, Henry Ma, Jens Palsberg, Alex Aiken, Umut A Acar, et al. 2022. Quartz: superoptimization of Quantum circuits. In *Proceedings of the 43rd ACM SIGPLAN International Conference on Programming Language Design and Implementation*. 625–640.



## An Automata-based Framework for Verification and Bug Hunting in Quantum Circuits

- [74] Shigeru Yamashita and Igor L. Markov. 2010. Fast equivalence-checking for quantum circuits. *Quantum Inf. Comput.* 10, 9&10 (2010), 721–734. <https://doi.org/10.26421/QIC10.9-10-1>
- [75] Peng Yan, Hanru Jiang, and Nengkun Yu. 2022. On incorrectness logic for Quantum programs. *Proceedings of the ACM on Programming Languages* 6, OOPSLA1 (2022), 1–28.
- [76] Mingsheng Ying. 2012. Floyd-Hoare logic for quantum programs. *ACM Transactions on Programming Languages and Systems (TOPLAS)* 33, 6 (2012), 1–49.
- [77] Mingsheng Ying. 2021. Model Checking for Verification of Quantum Circuits. In *International Symposium on Formal Methods*. Springer, 23–39.
- [78] Mingsheng Ying and Yuan Feng. 2021. *Model Checking Quantum Systems: Principles and Algorithms*. Cambridge University Press.
- [79] Mingsheng Ying, Yangjia Li, Nengkun Yu, and Yuan Feng. 2014. Model-checking linear-time properties of quantum systems. *ACM Transactions on Computational Logic (TOCL)* 15, 3 (2014), 1–31.
- [80] Fang Yu, Tevfik Bultan, Marco Cova, and Oscar H Ibarra. 2008. Symbolic string verification: An automata-based approach. In *International SPIN Workshop on Model Checking of Software*. Springer, 306–324.
- [81] Fang Yu, Tevfik Bultan, and Oscar H. Ibarra. 2011. Relational String Verification Using Multi-Track Automata. *Int. J. Found. Comput. Sci.* 22, 8 (2011), 1909–1924. <https://doi.org/10.1142/S0129054111009112>
- [82] Nengkun Yu and Jens Palsberg. 2021. Quantum abstract interpretation. In *Proceedings of the 42nd ACM SIGPLAN International Conference on Programming Language Design and Implementation*. 542–558.
- [83] Li Zhou, Nengkun Yu, and Mingsheng Ying. 2019. An applied quantum Hoare logic. In *Proceedings of the 40th ACM SIGPLAN Conference on Programming Language Design and Implementation*. 1149–1162.
- [84] Alwin Zulehner, Stefan Hillmich, and Robert Wille. 2019. How to Efficiently Handle Complex Values? Implementing Decision Diagrams for Quantum Computing. In *Proceedings of the International Conference on Computer-Aided Design, ICCAD 2019, Westminster, CO, USA, November 4-7, 2019*, David Z. Pan (Ed.). ACM, 1–7. <https://doi.org/10.1109/ICCAD45719.2019.8942057>
- [85] Alwin Zulehner and Robert Wille. 2019. Advanced Simulation of Quantum Computations. *IEEE Trans. Comput. Aided Des. Integr. Circuits Syst.* 38, 5 (2019), 848–859. <https://doi.org/10.1109/TCAD.2018.2834427>

**A STANDARD SEMANTICS OF CONSIDERED QUANTUM GATES**

Gate	Matrix	Gate	Matrix
$X$	$\begin{pmatrix} 0 & 1 \\ 1 & 0 \end{pmatrix}$	Hadamard ( $H$ )	$\frac{1}{\sqrt{2}} \begin{pmatrix} 1 & 1 \\ 1 & -1 \end{pmatrix}$
$Y$	$\begin{pmatrix} 0 & -\omega^2 \\ \omega^2 & 0 \end{pmatrix}$	$Rx(\frac{\pi}{2})$	$\frac{1}{\sqrt{2}} \begin{pmatrix} 1 & -\omega^2 \\ -\omega^2 & 1 \end{pmatrix}$
$Z$	$\begin{pmatrix} 1 & 0 \\ 0 & -1 \end{pmatrix}$	$Ry(\frac{\pi}{2})$	$\frac{1}{\sqrt{2}} \begin{pmatrix} 1 & -1 \\ 1 & 1 \end{pmatrix}$
$S$	$\begin{pmatrix} 1 & 0 \\ 0 & \omega^2 \end{pmatrix}$	Controlled Z ( $CZ$ )	$\begin{pmatrix} 1 & 0 & 0 & 0 \\ 0 & 1 & 0 & 0 \\ 0 & 0 & 1 & 0 \\ 0 & 0 & 0 & -1 \end{pmatrix}$
$T$	$\begin{pmatrix} 1 & 0 \\ 0 & \omega \end{pmatrix}$	Controlled NOT ( $CNOT$ )	$\begin{pmatrix} 1 & 0 & 0 & 0 \\ 0 & 1 & 0 & 0 \\ 0 & 0 & 0 & 1 \\ 0 & 0 & 1 & 0 \end{pmatrix}$
Toffoli ( $CCNOT$ )			$\begin{pmatrix} 1 & 0 & 0 & 0 & 0 & 0 & 0 & 0 \\ 0 & 1 & 0 & 0 & 0 & 0 & 0 & 0 \\ 0 & 0 & 1 & 0 & 0 & 0 & 0 & 0 \\ 0 & 0 & 0 & 1 & 0 & 0 & 0 & 0 \\ 0 & 0 & 0 & 0 & 1 & 0 & 0 & 0 \\ 0 & 0 & 0 & 0 & 0 & 1 & 0 & 0 \\ 0 & 0 & 0 & 0 & 0 & 0 & 0 & 1 \\ 0 & 0 & 0 & 0 & 0 & 0 & 1 & 0 \end{pmatrix}$
Fredkin			$\begin{pmatrix} 1 & 0 & 0 & 0 & 0 & 0 & 0 & 0 \\ 0 & 1 & 0 & 0 & 0 & 0 & 0 & 0 \\ 0 & 0 & 1 & 0 & 0 & 0 & 0 & 0 \\ 0 & 0 & 0 & 1 & 0 & 0 & 0 & 0 \\ 0 & 0 & 0 & 0 & 1 & 0 & 0 & 0 \\ 0 & 0 & 0 & 0 & 0 & 0 & 1 & 0 \\ 0 & 0 & 0 & 0 & 0 & 1 & 0 & 0 \\ 0 & 0 & 0 & 0 & 0 & 0 & 0 & 1 \end{pmatrix}$

**B PROOFS FOR SECTION 5**

In this section, we prove that the results of Algorithm 10 and Algorithm 11 are what we desire. For instance, we show that the language  $\mathcal{L}(\mathcal{A}^R)$  recognized by the output automaton  $\mathcal{A}^R$  of Algorithm 10 on the input automaton  $\mathcal{A}$  and quantum gate  $U \in \{X_t, Y_t, Z_t, S_t, T_t\}$  (for some  $t \in [n]$ ) is exactly the language  $\{U(T) \mid T \in \mathcal{L}(\mathcal{A})\}$ . Intuitively,  $\mathcal{L}(\mathcal{A}^R) = \{U(T) \mid T \in \mathcal{L}(\mathcal{A})\}$  if and only if for each  $T^R \in \mathcal{L}(\mathcal{A}^R)$ , we can find  $T \in \mathcal{L}(\mathcal{A})$  such that  $U(T) = T^R$  and for each  $T \in \mathcal{L}(\mathcal{A})$  there is  $T^R \in \mathcal{L}(\mathcal{A}^R)$  such that  $T^R = U(T)$ . Instead of showing this directly, we prove that  $\mathcal{L}(\mathcal{A})$

## An Automata-based Framework for Verification and Bug Hunting in Quantum Circuits

Table 4. Symbolic update formulae for the considered quantum gates. Notice that in all cases  $x_c$  and  $x'_c$  denote the two control bits, and  $x_t$  and  $x'_t$  denote the two target bits, if they exist.

Gate	Update
$X_t$	$B_{x_t} \cdot \overline{T_{x_t}} + B_{\overline{x_t}} \cdot T_{x_t}$
$Y_t$	$\omega^2 \cdot (B_{x_t} \cdot \overline{T_{x_t}} - B_{\overline{x_t}} \cdot T_{x_t})$
$Z_t$	$B_{\overline{x_t}} \cdot T - B_{x_t} \cdot \overline{T}$
$H_t$	$(\overline{T_{x_t}} + B_{\overline{x_t}} \cdot T_{x_t} - B_{x_t} \cdot \overline{T}) / \sqrt{2}$
$S_t$	$B_{\overline{x_t}} \cdot T + \omega^2 \cdot B_{x_t} \cdot \overline{T}$
$T_t$	$B_{x_t} \cdot T + \omega \cdot B_{\overline{x_t}} \cdot \overline{T}$
$Rx(\frac{\pi}{2})_t$	$(T - \omega^2 \cdot (B_{x_t} \cdot \overline{T_{x_t}} + B_{\overline{x_t}} \cdot T_{x_t})) / \sqrt{2}$
$Ry(\frac{\pi}{2})_t$	$(\overline{T_{x_t}} + B_{x_t} \cdot T - B_{\overline{x_t}} \cdot T_{x_t}) / \sqrt{2}$
$CNOT_t^c$	$B_{\overline{x_c}} \cdot T + B_{x_c} \cdot (B_{\overline{x_t}} \cdot T_{x_t} + B_{x_t} \cdot \overline{T_{x_t}})$
$CZ_t^c$	$B_{\overline{x_c}} \cdot T + B_{x_c} \cdot (B_{\overline{x_t}} \cdot T - B_{x_t} \cdot \overline{T})$
$Toffoli_t^{c,c'}$	$B_{\overline{x_c}} \cdot T + B_{x_c} \cdot (B_{\overline{x_{c'}}} \cdot T + B_{x_{c'}} \cdot (B_{\overline{x_t}} \cdot T_{x_t} + B_{x_t} \cdot \overline{T_{x_t}}))$

and  $\mathcal{L}(\mathcal{A}^R)$  are one-to-one correspondent by giving a constructive proof, i.e., we build a bijective mapping  $\mathcal{U}_t$  from  $\mathcal{L}(\mathcal{A})$  to  $\mathcal{L}(\mathcal{A}^R)$ , where  $\mathcal{U}_t$ , indeed, maps  $T$  to  $T^R$ .

---

**Algorithm 10:** Algorithm for constructing  $U(\mathcal{A})$ , for  $U \in \{X_t, Y_t, Z_t, S_t, T_t\}$

---

**Input:** A TA  $\mathcal{A} = \langle Q, \Sigma, \Delta, \mathcal{R} \rangle$  and a gate  $U$

**Output:** The TA  $U(\mathcal{A})$

1 **if**  $U \in \{Y_t, Z_t, S_t, T_t\}$  **then** // need constant scaling

2     Let  $a_0, a_1$  be the left and right scalar;

3      $\mathcal{A}_1 := \langle Q', \Sigma, \Delta_1, \mathcal{R}' \rangle$ , where  $\Delta_1 = \Delta'_1 \cup \{q' - \overline{a_1 \times c} \rightarrow () \mid q - \overline{c} \rightarrow () \in \Delta_1\}$ ;

4      $\mathcal{A}^R := \langle Q \cup Q', \Sigma, \Delta^R \cup \Delta_1, \mathcal{R} \rangle$ , where

$$\begin{aligned} \Delta^R = & \{q - \overline{a_0 \times c} \rightarrow () \mid q - \overline{c} \rightarrow () \in \Delta_1\} \cup \\ & \{q - \overline{x_k} \rightarrow (q_0, q_1) \mid q - \overline{x_k} \rightarrow (q_0, q_1) \in \Delta_i \wedge k \neq t\} \cup \\ & \{q - \overline{x_k} \rightarrow (q_0, q'_1) \mid q - \overline{x_k} \rightarrow (q_0, q_1) \in \Delta_i \wedge k = t\} \end{aligned}$$

5 **else**

6      $\mathcal{A}^R := \mathcal{A}$ ; // when  $U = X_t$

7 **if**  $U \in \{X_t, Y_t\}$  **then** // need swapping

8     We use  $\langle Q^R, \Sigma, \Delta^R, \mathcal{R} \rangle$  to denote the current structure of  $\mathcal{A}^R$ ;

9     Reassign  $\mathcal{A}^R := \langle Q^R, \Sigma, \Delta^R, \mathcal{R} \rangle$ , where

$$\begin{aligned} \Delta^R = & \{t \mid t \in \Delta^R_i\} \cup \{q - \overline{x_k} \rightarrow (q_0, q_1) \mid q - \overline{x_k} \rightarrow (q_0, q_1) \in \Delta^R_i \wedge k \neq t\} \cup \\ & \{q - \overline{x_k} \rightarrow (q_1, q_0) \mid q - \overline{x_k} \rightarrow (q_0, q_1) \in \Delta^R_i \wedge k = t\} \end{aligned}$$

10 **return**  $\mathcal{A}^R$ ;

---

LEMMA B.1 (CONSTANT SCALING). Fix  $n \in \mathbb{N}$  and let  $\mathcal{A} = \langle Q, \Sigma, \Delta = \Delta_i \cup \Delta_t, \mathcal{R} \rangle$  be a TA representing certain set of  $n$ -qubit states. For any given  $t \in [n]$  and  $a_0, a_1$  such that  $\begin{pmatrix} a_0 & 0 \\ 0 & a_1 \end{pmatrix}$  being unitary, let  $\mathcal{A}_1 = \langle Q', \Sigma, \Delta_1, \mathcal{R}' \rangle$  and  $\mathcal{A}^R = \langle Q^R, \Sigma^R = \Sigma, \Delta^R, \mathcal{R}^R = \mathcal{R} \rangle$  be the resulting TAs under the

corresponding procedure from line 2 to line 4 in the Algorithm 10, where

$$\begin{aligned}
 Q' &:= \{q' \mid q \in Q\}, \\
 \mathcal{R}' &:= \{q' \mid q \in \mathcal{R}\}, \\
 Q^R &:= Q \cup Q' \\
 \Delta_1 &:= \Delta'_i \sqcup \{q' - \overline{a_1 \times c} \rightarrow () \mid q - \overline{c} \rightarrow () \mid \Delta_i\} \\
 &= \{q' - \overline{x_k} \rightarrow (q'_0, q'_1) \mid q - \overline{x_k} \rightarrow (q_0, q_1) \in \Delta_i\} \\
 &\sqcup \{q' - \overline{a_1 \times c} \rightarrow () \mid q - \overline{c} \rightarrow () \mid \Delta_i\}, \\
 \Delta^{\text{new}} &:= \{q - \overline{x_k} \rightarrow (q_0, q_1) \mid q - \overline{x_k} \rightarrow (q_0, q_1) \in \Delta_i \wedge k \neq t\} \\
 &\sqcup \{q - \overline{x_k} \rightarrow (q_0, q'_1) \mid q - \overline{x_k} \rightarrow (q_0, q_1) \in \Delta_i \wedge k = t\} \\
 &\sqcup \{q - \overline{a_0 \times c} \rightarrow () \mid q - \overline{c} \rightarrow () \in \Delta_i\} \\
 \Delta^R &:= \Delta^{\text{new}} \cup \Delta_1.
 \end{aligned}$$

Then, we have  $\mathcal{L}(\mathcal{A}^R) = \{U_t(T) \mid T \in \mathcal{L}(\mathcal{A})\}$ , where  $U_t = \text{Id} \otimes \cdots \otimes \text{Id} \otimes U \otimes \text{Id} \otimes \cdots \otimes \text{Id}$  whose  $t$ -th component  $U = \begin{pmatrix} a_0 & 0 \\ 0 & a_1 \end{pmatrix}$  is unitary, and we denote by  $U_t(\mathcal{A}) = \mathcal{A}^R$ .

PROOF. We are going to construct a map

$$\begin{aligned}
 \mathcal{U}_t : \mathcal{L}(\mathcal{A}) &\rightarrow \mathcal{L}(\mathcal{A}^R) \\
 T &\mapsto \mathcal{U}_t(T) =: T^R
 \end{aligned}$$

such that  $\mathcal{U}_t$  is a bijection. Given a  $T \in \mathcal{L}(\mathcal{A})$  with its accepting run  $\rho$ , since  $\Sigma^R = \Sigma$ , we form a tree  $T^R$  with  $N_{T^R} = N_T$  as follows: for each internal node  $u \in N_{T^R}$  we set  $L_{T^R}(u) = L_T(u) \in \Sigma^R = \Sigma$ . Let  $\rho^R$  be the run defined as

- (1)  $L_{\rho^R}(\epsilon) = L_\rho(\epsilon)$ ;
- (2) for each internal node  $u \in N_{T^R}$  with  $L_T(u) \in \{x_1, \dots, x_t\}$ , we set  $L_{\rho^R}(u) = L_\rho(u)$ ;
- (3) for nodes (including leaf ones)  $u = w.0.\tilde{u}$ ,  $w \in \{0, 1\}^*$ , with  $L_T(\tilde{u}) = x_t$ , we set  $L_{\rho^R}(u) = L_\rho(u)$ ;
- (4) for nodes (including leaf ones)  $u = w.1.\tilde{u}$ ,  $w \in \{0, 1\}^*$ , with  $L_T(\tilde{u}) = x_t$ , we set  $L_{\rho^R}(u) = L_\rho(u)'$ ;
- (5) for each leaf node  $u = 0.\tilde{u}$  or  $u = 1.\tilde{u}$  with an internal node  $\tilde{u}$ ,

$$L_{T^R}(u) = \begin{cases} a_0 \times L_T(u) & \text{if } L_{\rho^R}(\tilde{u}) = L_\rho(\tilde{u}) \\ a_1 \times L_T(u) & \text{if } L_{\rho^R}(\tilde{u}) = L_\rho(\tilde{u})'. \end{cases}$$

Let  $u \in N_{T^R}$  be an internal node. By construction, if  $L_{T^R}(u) \in \{x_1, \dots, x_{t-1}\}$ , the transition

$$L_{\rho^R}(u) - \overline{L_{T^R}(u)} \rightarrow (L_{\rho^R}(0.u), L_{\rho^R}(1.u)) = L_\rho(u) - \overline{L_T(u)} \rightarrow (L_\rho(0.u), L_\rho(1.u)) \in \Delta^{\text{new}} \subset \Delta^R;$$

if  $L_{T^R}(u) = x_t$ , then

$$L_{\rho^R}(u) - \overline{L_{T^R}(u)} \rightarrow (L_{\rho^R}(0.u), L_{\rho^R}(1.u)) = L_\rho(u) - \overline{L_T(u)} \rightarrow (L_\rho(0.u), L_\rho(1.u)') \in \Delta^{\text{new}} \subset \Delta^R;$$

if  $u = w.a.\tilde{u}$ ,  $w \in \cup\{0, 1\}^*$  and  $a \in \{0, 1\}$ , with  $L_T(\tilde{u}) = x_t$ , then either for  $a = 0$

$$L_{\rho^R}(u) - \overline{L_{T^R}(u)} \rightarrow (L_{\rho^R}(0.u), L_{\rho^R}(1.u)) = L_\rho(u) - \overline{L_T(u)} \rightarrow (L_\rho(0.u), L_\rho(1.u)) \in \Delta^{\text{new}} \subset \Delta^R$$

or for  $a = 1$

$$L_{\rho^R}(u) - \overline{L_{T^R}(u)} \rightarrow (L_{\rho^R}(0.u), L_{\rho^R}(1.u)) = L_\rho(u)' - \overline{L_T(u)} \rightarrow (L_\rho(0.u)', L_\rho(1.u)') \in \Delta_1 \subset \Delta^R.$$

For each leaf node  $u$ , we have either

$$L_{\rho^R}(u) - \boxed{L_{T_R}(u)} \rightarrow () = L_{\rho}(u) - \boxed{a_0 \times L_T(u)} \rightarrow () \in \Delta^{\text{new}} \subset \Delta^R$$

or

$$L_{\rho^R}(u) - \boxed{L_{T_R}(u)} \rightarrow () = L_{\rho}(u)' - \boxed{a_1 \times L_T(u)} \rightarrow () \in \Delta_1 \subset \Delta^R.$$

Thus, the map  $\mathcal{U}_t$  is well-defined, i.e.,  $T^R$  together with the run  $\rho^R$  belongs to  $\mathcal{L}(\mathcal{A}^R)$  and is clearly one-to-one.

Claim 1: *The map  $\mathcal{U}_t$  is surjective.*

Proof: For each  $T_R \in \mathcal{L}(\mathcal{A}^R)$  with the accepting run  $\rho_R$ , since  $\Sigma = \Sigma^R$ , we can form a tree  $T$  such that  $N_T = N_{T_R}$  and  $L_T(u) = L_{T_R}(u) \in \Sigma$  for each internal node  $u \in N_T = N_{T_R}$ . Since  $Q^R = Q \cup Q'$ , for each leaf node  $u$  we set

$$L_T(u) = \begin{cases} a_0^{-1} \times L_{T_R}(u) & \text{if } L_{\rho_R}(u) \in Q \\ a_1^{-1} \times L_{T_R}(u) & \text{if } L_{\rho_R}(u) \in Q'. \end{cases}$$

To construct the associated run  $\rho$ , since  $\mathcal{R}^R = \mathcal{R} \subset Q$ , we may set  $L_{\rho}(\epsilon) = L_{\rho_R}(\epsilon)$ . Moreover, since  $Q^R = Q \cup Q'$  and  $Q' = \{q' \mid q \in Q\}$  is in one-to-one correspondence to  $Q$ , we denote by  $(q')^{\text{un-primed}}$  the corresponding  $q \in Q$  to  $q' \in Q'$ . Then we may set

$$L_{\rho}(u) = \begin{cases} L_{\rho_R}(u) & \text{if } L_{\rho_R}(u) \in Q \\ L_{\rho_R}(u)^{\text{un-primed}} & \text{if } L_{\rho_R}(u) \in Q' \end{cases} \quad (14)$$

as well. Since each transition in  $\Delta^R$  corresponds to one in  $\Delta$ , the tree  $T$  constructed above together with the run  $\rho$  belongs to  $\mathcal{L}(\mathcal{A})$ .

It remains to show that  $\mathcal{U}_t(T) =: T^R = T_R$ . Let  $\rho^R$  be the run associated to  $T^R$ . By construction, we have  $N_{T^R} = N_T = N_{T_R}$ ,  $L_{T^R}(u) = L_T(u) = L_{T_R}(u)$  for each internal node  $u$ ,  $L_{\rho^R}(\epsilon) = L_{\rho}(\epsilon) = L_{\rho_R}(\epsilon)$  and  $L_{\rho^R}(u) = L_{\rho}(u) = L_{\rho_R}(u)$  for internal nodes  $u$  with  $L_T(u) \in \{x_1, \dots, x_t\}$ . If  $L_T(u) = x_t = L_{T_R}(u)$ , then

$$L_{\rho^R}(u) - \boxed{L_{T_R}(u)} \rightarrow (L_{\rho^R}(0.u), L_{\rho^R}(1.u)) \in \Delta^R$$

if and only if  $L_{\rho_R}(u), L_{\rho_R}(0.u) \in Q$  and  $L_{\rho_R}(1.u) \in Q'$ . Thus, by (14),

$$L_{\rho^R}(0.u) = L_{\rho}(0.u) = L_{\rho_R}(0.u)$$

and

$$L_{\rho^R}(1.u) = L_{\rho}(1.u)' = ((L_{\rho_R}(1.u))^{\text{un-primed}})' = L_{\rho_R}(1.u).$$

Similarly for the rest internal nodes  $u$ , i.e., for  $u = a.\tilde{u}$ ,  $a \in \{0, 1\}$ , such that  $L_T(\tilde{u}) \in \{x_{t+1}, \dots, x_n\}$ , either both  $L_{\rho_R}(u), L_{\rho_R}(\tilde{u}) \in Q$  or both  $L_{\rho_R}(u), L_{\rho_R}(\tilde{u}) \in Q'$ . In the former cases, we have

$$L_{\rho^R}(u) = L_{\rho}(u) = L_{\rho_R}(u)$$

and in the later

$$L_{\rho^R}(u) = (L_{\rho}(u))' = (L_{\rho_R}(u))^{\text{un-primed}}' = L_{\rho_R}(u).$$

Now, let  $u$  be a leaf node. If  $L_{\rho_R}(u) \in Q$ , then  $L_{\rho^R}(u) = L_{\rho}(u) = L_{\rho_R}(u)$  and

$$\begin{aligned} L_{\rho^R}(u) - \boxed{L_{T_R}(u)} \rightarrow () &= L_{\rho}(u) - \boxed{a_0 \times L_T(u)} \rightarrow () \\ &= L_{\rho_R}(u) - \boxed{a_0 \times a_0^{-1} \times L_{T_R}(u)} \rightarrow () \\ &= L_{\rho_R}(u) - \boxed{L_{T_R}(u)} \rightarrow (). \end{aligned}$$

Conversely, if  $L_{\rho_R}(u) \in Q'$ , then  $L_{\rho^R}(u) = L_\rho(u)' = (L_{\rho_R}(u)^{\text{un-primed}})' = L_{\rho_R}(u)$  and

$$\begin{aligned} L_{\rho^R}(u) - \overline{L_{T_R}(u)} \rightarrow () &= L_\rho(u)' - \overline{a_1 \times L_T(u)} \rightarrow () \\ &= L_{\rho_R}(u) - \overline{a_1 \times a_1^{-1} \times L_{T_R}(u)} \rightarrow () \\ &= L_{\rho_R}(u) - \overline{L_{T_R}(u)} \rightarrow (). \end{aligned}$$

Therefore  $T^R = T_R$  and hence  $\mathcal{U}_t : \mathcal{L}(\mathcal{A}) \rightarrow \mathcal{L}(\mathcal{A}^R)$  is surjective.  $\blacksquare$

Thus we have shown that every  $T_R \in \mathcal{L}(\mathcal{A}^R)$  is of the form  $\mathcal{U}_t(T)$  for certain  $T \in \mathcal{L}(\mathcal{A})$ .

It is obvious to see that  $\mathcal{U}_t(T) = U_t(T)$  where  $U_t = \text{Id} \otimes \cdots \otimes U \otimes \text{Id} \otimes \cdots \otimes \text{Id}$  whose  $t$ -th component  $U = \begin{pmatrix} a_0 & 0 \\ 0 & a_1 \end{pmatrix}$ . For instance, we may without loss of generality assume that  $t = n$ . Then, for  $T \in \mathcal{L}(\mathcal{A})$  with

$$T = \sum_{i \in \{0,1\}^n} c_i |i\rangle,$$

we have

$$T^R = \sum_{w \in \{0,1\}^{n-1}} \left( a_0 \times c_{0,w} |0.w\rangle + a_1 \times c_{1,w} |1.w\rangle \right) = U_n(T)$$

as desired.  $\square$

**LEMMA B.2 (SWAPPING SUBTREES).** Fix  $n \in \mathbb{N}$  and let  $\mathcal{A} = \langle Q, \Sigma, \Delta = \Delta_i \cup \Delta_l, \mathcal{R} \rangle$  be a TA representing certain set of  $n$ -qubit states. For any given  $t \in [n]$ , let  $\mathcal{A}^R = \langle Q^R, \Sigma^R = \Sigma, \Delta^R, \mathcal{R}^R = \mathcal{R} \rangle =: X_t(\mathcal{A})$ , where  $Q^R = Q$  and

$$\begin{aligned} \Delta^R &= \{q - \overline{x_k} \rightarrow (q_0, q_1) \mid q - \overline{x_k} \rightarrow (q_0, q_1) \in \Delta_i \wedge k \neq t\} \\ &\cup \{q - \overline{x_k} \rightarrow (q_1, q_0) \mid q - \overline{x_k} \rightarrow (q_0, q_1) \in \Delta_i \wedge k = t\} \\ &\cup \{q - \overline{c} \rightarrow () \mid q - \overline{c} \rightarrow () \in \Delta_l\}. \end{aligned}$$

Then,  $\mathcal{L}(\mathcal{A}^R) = \{X_t(T) \mid T \in \mathcal{L}(\mathcal{A})\}$ .

**PROOF.** As before, we are going to construct a map

$$\begin{aligned} \mathcal{X}_t : \mathcal{L}(\mathcal{A}) &\rightarrow \mathcal{L}(\mathcal{A}^R) \\ T &\mapsto \mathcal{X}_t =: T^R. \end{aligned}$$

Given a  $T \in \mathcal{L}(\mathcal{A})$  with its accepting run  $\rho$ , we construct a tree  $T^R$  of the same shape as follows: since  $\Sigma^R = \Sigma$ , we set  $L_{T^R}(u) = L_T(u)$  for each internal node  $u \in N_{T^R} = N_T$  and  $L_{\rho^R}(\epsilon) = L_\rho(\epsilon)$ . For the cases that  $L_T(u) \in \{x_1, \dots, x_t\}$ , we set  $L_{\rho^R}(u) = L_\rho(u)$  as well. For the rest of nodes (including leaf nodes)  $u$ , we may write  $u = w.0.\tilde{u}$  or  $u = w.1.\tilde{u}$  for some (possibly empty) word  $w \in \{0, 1\}^*$  with  $L_T(u) = x_t$  and we define

$$L_{\rho^R}(w.0.\tilde{u}) = L_\rho(w.1.\tilde{u}) \quad \text{and} \quad L_{\rho^R}(w.1.\tilde{u}) = L_\rho(w.0.\tilde{u})$$

and for leaf nodes  $u = \tilde{w}.0.\tilde{u}$  or  $u = \tilde{w}.1.\tilde{u}$

$$L_{T^R}(\tilde{w}.0.\tilde{u}) = L_T(\tilde{w}.1.\tilde{u}) \quad \text{and} \quad L_{T^R}(\tilde{w}.1.\tilde{u}) = L_T(\tilde{w}.0.\tilde{u}).$$

Similar to the argument for constant scaling, it is clear that the constructed  $T^R$  together with the run  $\rho^R$  belongs to  $\mathcal{L}(\mathcal{A}^R)$ . Note that such a map  $\mathcal{X}_t$  is also well-defined on applying to  $\mathcal{L}(\mathcal{A}^R)$  with destination  $\mathcal{L}(\mathcal{A})$ , namely,  $\mathcal{X}_t(\mathcal{L}(\mathcal{A}^R)) \subseteq \mathcal{L}(\mathcal{A})$ . Moreover, we have  $\mathcal{X}_t(\mathcal{X}_t(T)) = T$  for all  $T \in \mathcal{L}(\mathcal{A})$ . It follows that every element  $T_R \in \mathcal{L}(\mathcal{A}^R)$  is of the form  $\mathcal{X}_t(T)$  for certain  $T \in \mathcal{L}(\mathcal{A})$  and vice versa. The functionality  $\mathcal{X}_t(T) = X_t(T)$  holds obviously.  $\square$

---

**Algorithm 11:** Algorithm for constructing  $U(\mathcal{A})$ , for  $U \in \{\text{CNOT}_t^c, \text{CZ}_t^c, \text{Toffoli}_t^{c,c'}\}$ 


---

**Input:** A TA  $\mathcal{A} = \langle Q, \Sigma, \Delta, \mathcal{R} \rangle$  and a gate  $U$ 
**Output:** The TA  $U(\mathcal{A})$ 

- 1 **if**  $U = \text{CNOT}_t^c$  **then**  $\mathcal{A}_1 := X_t(\mathcal{A})$ ;
- 2 **if**  $U = \text{CZ}_t^c$  **then**  $\mathcal{A}_1 := Z_t(\mathcal{A})$ ;
- 3 **if**  $U = \text{Toffoli}_t^{c,c'}$  **then**  $\mathcal{A}_1 := \text{CNOT}_t^{c'}(\mathcal{A})$ ;
- 4 We use  $\mathcal{A}'_1 = \langle Q'_1, \Sigma, \Delta'_1, \mathcal{R}' \rangle$  to denote the TA constructed from  $\mathcal{A}_1$  by add one more primed to all states, i.e., updating  $Q$  to  $Q'$ ,  $Q'$  to  $Q''$ , etc.;
- 5  $\mathcal{A}^R := \langle Q \cup Q'_1, \Sigma, \Delta^R \cup \Delta'_1, \mathcal{R} \rangle$ , where

$$\begin{aligned} \Delta^R = & \{t \mid t \in \Delta_I\} \cup \\ & \{q - \boxed{x_k} \rightarrow (q_0, q_1) \mid q - \boxed{x_k} \rightarrow (q_0, q_1) \in \Delta_i \wedge k \neq c\} \cup \\ & \{q - \boxed{x_k} \rightarrow (q_0, q'_1) \mid q - \boxed{x_k} \rightarrow (q_0, q_1) \in \Delta_i \wedge k = c\} \end{aligned}$$

**return**  $\mathcal{A}^R$ ;

---

LEMMA B.3. Fix  $n \in \mathbb{N}$  and let  $\mathcal{A} = \langle Q, \Sigma, \Delta = \Delta_i \cup \Delta_l, \mathcal{R} \rangle$  be a TA representing certain set of  $n$ -qubit states. For any pair  $0 < c < t \leq n$ , let  $\mathcal{A}_1 = \langle Q_1, \Sigma, \Delta_1, \mathcal{R} \rangle$  be either  $X_t(\mathcal{A})$  or  $Z_t(\mathcal{A})$  and  $\mathcal{A}'_1$  be the primed copy of  $\mathcal{A}_1$ . Let  $\mathcal{A}^R = \langle Q^R = Q \cup Q'_1, \Sigma^R = \Sigma, \Delta^R = \Delta^{\text{new}} \cup \Delta'_1, \mathcal{R}^R = \mathcal{R} \rangle$  be the resulting TA under the procedure in the Line 5 of Algorithm 2, where

$$\begin{aligned} \Delta^{\text{new}} = & \{q - \boxed{x_k} \rightarrow (q_0, q_1) \mid q - \boxed{x_k} \rightarrow (q_0, q_1) \in \Delta_i \wedge k \neq c\} \\ & \sqcup \{q - \boxed{x_k} \rightarrow (q_0, q'_1) \mid q - \boxed{x_k} \rightarrow (q_0, q_1) \in \Delta_i \wedge k = c\} \\ & \sqcup \Delta_l. \end{aligned}$$

Then  $\mathcal{L}(\mathcal{A}^R) = \{U(T) \mid T \in \mathcal{A}\}$  for  $U = \begin{cases} \text{CNOT}_t^c & \text{if } \mathcal{A}_1 = X_t(\mathcal{A}) \\ \text{CZ}_t^c & \text{if } \mathcal{A}_1 = Z_t(\mathcal{A}) \end{cases}$ .

PROOF. By above lemmas, there exist a bijection  $\mathcal{V} : \mathcal{L}(\mathcal{A}) \rightarrow \mathcal{L}(\mathcal{A}_1)$ . For any  $T \in \mathcal{L}(\mathcal{A})$  with the accepting run  $\rho$ , we denote by  $\mathcal{V}(T)$  and  $\mathcal{V}(\rho)$  their corresponding image in  $\mathcal{L}(\mathcal{A}_1)$  under the bijective map  $\mathcal{V}$ . We also denote by  $\mathcal{V}(Q) \subset Q_1$  the subset of states in  $Q_1$  that appear in the accepted languages in  $\mathcal{L}(\mathcal{A}_1)$ . Thus the map  $\mathcal{V} : Q \rightarrow \mathcal{V}(Q)$  is bijective.

Again we are going to construct a map

$$\begin{aligned} \mathcal{U} : \mathcal{L}(\mathcal{A}) & \rightarrow \mathcal{L}(\mathcal{A}^R) \\ T & \mapsto \mathcal{U}(T) =: T^R \end{aligned}$$

to prove the statement. Given a  $T \in \mathcal{L}(\mathcal{A})$  with its accepting run  $\rho$ , we form a tree  $T^R$  such that  $N_{T^R} = N_T$  together with a run  $\rho^R$  as follows: since  $\Sigma = \Sigma^R$ , for each internal node  $u \in N_{T^R}$  we set  $L_{T^R}(u) = L_T(u) \in \Sigma$  and  $L_{\rho^R}(u) = L_\rho(u)$  since  $\mathcal{R}^R = \mathcal{R}$ . And

- (1) for each internal node  $u \in N_{T^R}$  with  $L_T(u) \in \{x_1, \dots, x_c\}$ , we simply let  $L_{\rho^R}(u) = L_\rho(u)$ ;
- (2) for  $u$  such that  $L_T(u) = x_c$ , we set  $L_{\rho^R}(0.u) = L_\rho(0.u)$  and  $L_{\rho^R}(1.u) = L_\rho(1.u)'$ ;
- (3) for  $u = w.0.\tilde{u}$  for  $w \in \{0, 1\}^*$  and  $\tilde{u}$  with  $L_T(\tilde{u}) = x_c$ , we set  $L_{\rho^R}(u) = L_\rho(u)$ ;
- (4) similarly for  $u = w.1.\tilde{u}$  for some non-empty word  $w \in \{0, 1\}^*$  and  $\tilde{u}$  with  $L_T(\tilde{u}) = x_c$ , set  $L_{\rho^R}(u) = L_{\mathcal{V}(\rho)}(u)'$ ;
- (5) for leaf node  $u = \tilde{w}.0.\tilde{u}$  (resp.  $u = \tilde{w}.1.\tilde{u}$ ), set  $L_{T^R}(u) = L_T(u)$  (resp.  $L_{T^R}(u) = L_{\mathcal{V}(T)}(u)$ ).

By construction, for each internal node  $u \in N_{T^R}$ , if  $L_{T^R}(u) \in \{x_1, \dots, x_{c-1}\}$ , then

$$L_{\rho^R}(u) \xrightarrow{\text{L}_{T^R}(u)} (L_{\rho^R}(0.u), L_{\rho^R}(1.u)) = L_{\rho}(u) \xrightarrow{\text{L}_T(u)} (L_{\rho}(0.u), L_{\rho}(1.u)) \in \Delta^{\text{new}} \subset \Delta^R;$$

if  $L_{T^R}(u) = x_c$ , the transition

$$L_{\rho^R}(u) \xrightarrow{\text{L}_{T^R}(u)} (L_{\rho^R}(0.u), L_{\rho^R}(1.u)) = L_{\rho}(u) \xrightarrow{\text{L}_T(u)} (L_{\rho}(0.u), L_{\rho}(1.u)') \in \Delta^{\text{new}} \subset \Delta^R.$$

If  $u = w.0.\tilde{u}$  for  $w \in \{0, 1\}^*$  and  $L_T(\tilde{u}) = x_c$ , we have

$$L_{\rho^R}(u) \xrightarrow{\text{L}_{T^R}(u)} (L_{\rho^R}(0.u), L_{\rho^R}(1.u)) = L_{\rho}(u) \xrightarrow{\text{L}_T(u)} (L_{\rho}(0.u), L_{\rho}(1.u)) \in \Delta^{\text{new}} \subset \Delta^R.$$

For  $u = w.1.\tilde{u}$  with  $L_T(\tilde{u}) = x_c$ , if  $w = \epsilon$ , since  $c < t$ ,  $L_{\rho}(u)' = L_{\mathcal{V}(\rho)}(u)'$  and hence

$$\begin{aligned} L_{\rho^R}(u) \xrightarrow{\text{L}_{T^R}(u)} (L_{\rho^R}(0.u), L_{\rho^R}(1.u)) &= L_{\rho}(u)' \xrightarrow{\text{L}_T(u)} (L_{\mathcal{V}(\rho)}(0.u)', L_{\mathcal{V}(\rho)}(1.u)') \\ &= L_{\mathcal{V}(\rho)}(u)' \xrightarrow{\text{L}_T(u)} (L_{\mathcal{V}(\rho)}(0.u)', L_{\mathcal{V}(\rho)}(1.u)') \\ &\in \Delta'_1 \subset \Delta^R. \end{aligned}$$

Finally, for the case  $u = w.1.\tilde{u}$  with  $L_T(\tilde{u}) = x_c$  and  $w \in \{0, 1\}^*$ , we have

$$\begin{aligned} L_{\rho^R}(u) \xrightarrow{\text{L}_{T^R}(u)} (L_{\rho^R}(0.u), L_{\rho^R}(1.u)) &= L_{\mathcal{V}(\rho)}(u)' \xrightarrow{\text{L}_T(u)} (L_{\mathcal{V}(\rho)}(0.u)', L_{\mathcal{V}(\rho)}(1.u)') \\ &\in \Delta'_1 \subset \Delta^R. \end{aligned}$$

Thus  $\mathcal{U}$  is well-defined, i.e.,  $T^R$  together with  $\rho^R$  belongs to  $\mathcal{L}(\mathcal{A}^R)$ , and is injective. It remains to prove the following Claim:

**Claim 2:** *The map  $\mathcal{U}$  is surjective.*

**Proof:** For each  $T_R \in \mathcal{L}(\mathcal{A}^R)$  with its accepting run  $\rho_R$ , since  $\Sigma = \Sigma^R$ , we can form a tree  $T$  such that  $N_T = N_{T_R}$  and  $L_T(u) = L_{T_R}(u)$  for all internal nodes  $u \in N_T$ . Moreover, since  $\mathcal{V}(Q)' \subset Q'_1$  is in one-to-one correspondence to  $Q$ , we denote by  $(\mathcal{V}^{-1}(q'))^{\text{un-primed}}$  the corresponding  $q \in Q$  to  $\mathcal{V}(q)' \in Q'_1$ . Then we may set

$$L_{\rho}(u) = \begin{cases} L_{\rho_R}(u) & \text{if } L_{\rho_R}(u) \in Q \\ (\mathcal{V}^{-1}(L_{\rho_R}(u)))^{\text{un-primed}} & \text{if } L_{\rho_R}(u) \in Q'_1 \end{cases}$$

as well. Since each transition in  $\Delta^R$  corresponds to one in  $\Delta$ , the tree  $T$  constructed above together with the run  $\rho$  belongs to  $\mathcal{L}(\mathcal{A})$ .

To show that  $T^R := \mathcal{U}(T) = T_R$ , let  $\rho^R$  be the run associated to  $T^R$ . By construction, we have  $N_{T^R} = N_T = N_{T_R}$ ,  $L_{T^R}(u) = L_T(u) = L_{T_R}(u)$  for each internal node  $u$ ,  $L_{\rho^R}(\epsilon) = L_{\rho}(\epsilon) = L_{\rho_R}(\epsilon)$  and  $L_{\rho^R}(u) = L_{\rho}(u) = L_{\rho_R}(u)$  for internal nodes  $u$  with  $L_T(u) \in \{x_1, \dots, x_c\}$ . If  $L_T(u) = x_c = L_{T_R}(u)$ , then

$$L_{\rho^R}(u) \xrightarrow{\text{L}_{T^R}(u)} (L_{\rho^R}(0.u), L_{\rho^R}(1.u)) \in \Delta^R$$

if and only if  $L_{\rho_R}(u), L_{\rho_R}(0.u) \in Q$  and  $L_{\rho_R}(1.u) \in Q'_1$ . Thus

$$L_{\rho^R}(0.u) = L_{\rho}(0.u) = L_{\rho_R}(0.u)$$

and since  $c < t$ ,

$$L_{\rho^R}(1.u) = L_{\rho}(1.u)' = ((\mathcal{V}^{-1}(L_{\rho_R}(1.u)))^{\text{un-primed}})' = \mathcal{V}^{-1}(L_{\rho_R}(1.u)) = L_{\rho_R}(1.u).$$

Similarly for the rest internal nodes  $u$ , i.e., for  $u = a.\tilde{u}$ ,  $a \in \{0, 1\}$ , such that  $L_T(\tilde{u}) \in \{x_{t+1}, \dots, x_n\}$ , either both  $L_{\rho_R}(u), L_{\rho_R}(\tilde{u}) \in Q$  or both  $L_{\rho_R}(u), L_{\rho_R}(\tilde{u}) \in Q'_1$ . In the former cases, we have always

$$L_{\rho^R}(u) = L_{\rho}(u) = L_{\rho_R}(u)$$

and in the later

$$L_{\rho^R}(u) = (L_{\mathcal{V}(\rho)}(u))' = \mathcal{V}(L_{\rho}(u))' = \mathcal{V}(((\mathcal{V}^{-1}(L_{\rho_R}(u)))^{\text{un-primed}})') = L_{\rho_R}(u). \quad (15)$$



Now, let  $u$  be a leaf node. If  $L_{\rho_R}(u) \in Q$ , then  $L_{\rho^R}(u) = L_\rho(u) = L_{\rho_R}(u)$  and

$$\begin{aligned} L_{\rho^R}(u) - \boxed{L_{T^R}(u)} \rightarrow () &= L_\rho(u) - \boxed{L_T(u)} \rightarrow () \\ &= L_{\rho_R}(u) - \boxed{L_{T_R}(u)} \rightarrow (). \end{aligned}$$

Conversely, if  $L_{\rho_R}(u) \in Q'_1$ , then, similar to Eq. (15), we have  $L_{\rho^R}(u) = L_{\mathcal{V}(\rho)}(u)' = L_{\rho_R}(u)$  and

$$\begin{aligned} L_{\rho^R}(u) - \boxed{L_{T^R}(u)} \rightarrow () &= L_{\mathcal{V}(\rho)}(u)' - \boxed{L_{\mathcal{V}(T)}(u)} \rightarrow () \\ &= L_{\rho_R}(u) - \boxed{L_{T_R}(u)} \rightarrow (). \end{aligned}$$

Therefore  $T^R = T_R$  and hence  $\mathcal{U} : \mathcal{L}(\mathcal{A}) \rightarrow \mathcal{L}(\mathcal{A}^R)$  is surjective. ■

The functionality is obvious. □

**THEOREM B.4 (THEOREM 5.1, 5.2 AND 5.3).**  $\mathcal{L}(U(\mathcal{A})) = \{U(T) \mid T \in \mathcal{L}(\mathcal{A})\}$  for

$$U \in \{X_t, Y_t, Z_t, S_t, T_t, \text{CNOT}_t^c, \text{CZ}_t^c, \text{Toffoli}_t^{c,c'}\}.$$

**PROOF.** For  $U \in \{Z_t, S_t, T_t\}$ , the statement follows from Lemma B.1, for  $U = X_t$ , the statement follows from Lemma B.2 and for  $U = Y_t$  it follows from Lemma B.1 and Lemma B.2 combined. For  $U \in \{\text{CNOT}_t^c, \text{CZ}_t^c\}$  it follows from Lemma B.3.

Finally, for  $U = \text{Toffoli}_t^{c,c'}$ , we may set  $\mathcal{A}_1 = \text{CNOT}_t^{c'}(\mathcal{A})$ . Since  $0 < c < c' < t \leq n$  and there exists a bijection  $\mathcal{V} : \mathcal{L}(\mathcal{A}) \rightarrow \mathcal{L}(\text{CNOT}_t^{c'}(\mathcal{A}))$  by above. Following line by line in the proof of Lemma B.3 with  $\mathcal{A}_1 = \text{CNOT}_t^{c'}(\mathcal{A})$ , we deduce the statement for  $U = \text{Toffoli}_t^{c,c'}$ . □

## C PROOFS FOR SECTION 6

Similar to the previous section, in this one we provide the proofs for Theorems and Lemmas in Section 6.

---

**Algorithm 12:** The tagging procedure  $\text{Tag}(\mathcal{A})$ .

---

**Input:** A TA  $\mathcal{A} = \langle Q, \Sigma, \Delta, \mathcal{R} \rangle$

**Output:** The tagged TA  $\langle Q, \Sigma', \Delta', \mathcal{R} \rangle$

- 1  $\Delta_1 := \{q - \boxed{c} \rightarrow () \mid q - \boxed{c} \rightarrow () \in \Delta\};$
  - 2  $\Delta_2 := \{q - \boxed{x_k^j} \rightarrow (q_1, q_2) \mid \delta = (q - \boxed{x_k} \rightarrow (q_1, q_2)) \in \Delta, \text{ord}(\delta) = j\},$  where  $\text{ord} : \Delta \rightarrow \mathbb{N}$  is an arbitrary injection (e.g., an ordering of the transitions);
  - 3  $\Delta' := \Delta_1 \cup \Delta_2;$
  - 4  $\Sigma'$  is the set of all symbols appearing in  $\Delta'$ ;
  - 5 **return**  $\langle Q, \Sigma', \Delta', \mathcal{R} \rangle;$
- 

**LEMMA C.1 (LEMMA 6.3).** *All non-single-valued trees in a tagged TA have different tags.*

**PROOF.** Let  $\mathcal{A}$  be a tagged TA. Suppose that  $T_1, T_2 \in \mathcal{L}(\mathcal{A})$  have the same tag, say

$$\text{Tag}(T_1) = \text{Tag}(T_2) = x_1^{i_1}(x_2^{i_2}(\cdots(x_n^{i_m}(\square, \square), x_n^{i_l}(\square, \square)), \cdots)),$$

and let  $\rho_1$  (resp.  $\rho_2$ ) be the corresponding accepting run of  $T_1$  (resp.  $T_2$ ). Note that since  $\mathcal{A}$  is deterministic, the accepting run is unique for  $T_1$  and  $T_2$ . Since every transition in a tagged TA has a unique symbol,  $\rho_1$  and  $\rho_2$  have the same internal nodes in the underlying (same) tree. Moreover, from our definition of TAs, every leaf transition has a unique parent state. Hence  $\rho_1$  and  $\rho_2$  have the same leaf nodes too. Thus, we have  $\rho_1 = \rho_2$  and therefore  $T_1 = T_2$ . □

---

**Algorithm 13:** Restriction operation on  $x_t$ ,  $\text{Res}(\mathcal{A}, x_t, b)$ 


---

**Input:** A tagged TA  $\mathcal{A} = \{Q, \Sigma, \Delta, \mathcal{R}\}$ ,

**Output:** The tagged TA  $\mathcal{A}'$  such that  $\mathcal{L}(\mathcal{A}') = \{b ? B_{x_t} \cdot T : B_{x_t}^- \cdot T \mid T \in \mathcal{L}(\mathcal{A})\}$

- 1  $\Delta'_i = \{q'_0 - \overline{x_j^i} \rightarrow (q'_1, q'_2) \mid q_0 - \overline{x_j^i} \rightarrow (q_1, q_2) \in \Delta\}$ ;
  - 2  $\Delta'_l = \{q'_0 - \overline{c_0} \rightarrow () \mid q_0 - \overline{(a, b, c, d, k)} \rightarrow () \in \Delta\}$ ;
  - 3  $\Delta' = \Delta'_i \cup \Delta'_l$ ;
  - 4  $\Delta_{\text{add}} = \Delta_{\text{rm}} = \emptyset$ ;
  - 5 **foreach**  $q - \overline{x_t^i} \rightarrow (q_l, q_r) \in \Delta$  **do**
  - 6     **if**  $b$  **then**  $\Delta_{\text{add}} := \Delta_{\text{add}} \cup \{q - \overline{x_t^i} \rightarrow (q'_l, q_r)\}$  **else**  $\Delta_{\text{add}} := \Delta_{\text{add}} \cup \{q - \overline{x_t^i} \rightarrow (q_l, q'_r)\}$ ;
  - 7      $\Delta_{\text{rm}} := \Delta_{\text{rm}} \cup \{q - \overline{x_t^i} \rightarrow (q_l, q_r)\}$ ;
  - 8 **return**  $\{Q \cup Q', \Sigma \cup \{c_0\}, (\Delta \cup \Delta' \setminus \Delta_{\text{rm}} \cup \Delta_{\text{add}}), \mathcal{R}\}$ ;
- 

**THEOREM C.2 (THEOREM 6.6).** *The restriction procedure is tag preserving on the tree restriction operation that transforms  $T$  to  $B_x \cdot T$ .*

**PROOF.** Fix  $t \in [n]$ . Since the restriction procedures for  $\mathcal{A}_{B_{x_t} \cdot T}$  and  $\mathcal{A}_{B_{x_t}^- \cdot T}$  are symmetric, we will prove the case of  $\mathcal{A}_{B_{x_t} \cdot T}$  and the proof for the later case is similar.

For a given TA  $\mathcal{A} = (Q, \Sigma, \Delta, \mathcal{R}) := \mathcal{A}_T$ , let us denote by  $\mathcal{A}_B = \{Q_B = Q \cup Q', \Sigma_B = \Sigma \cup \{c_0\}, \Delta_B = (\Delta \setminus \Delta_{\text{rm}}) \cup \Delta_{\text{add}} \cup \Delta', \mathcal{R}_B = \mathcal{R}\}$  the TA  $\mathcal{A}_{B_{x_t} \cdot T}$  constructed from  $\mathcal{A}$  via our restriction procedure Algorithm 13. We are going to construct a map

$$\begin{aligned} (\cdot)_B : \mathcal{L}(\mathcal{A}) &\rightarrow \mathcal{L}(\mathcal{A}_B) \\ T &\mapsto T_B \end{aligned}$$

as follows: for each  $T \in \mathcal{L}(\mathcal{A})$  with an accepting run  $\rho$ , since  $\Sigma \subseteq \Sigma_B$ , we can form a tree  $T_B$  such that  $\text{tag}(T_B) = \text{tag}(T)$  with each internal node  $u \in N_{T_B}$  being such that  $L_{T_B}(u) = L_T(u) \in \Sigma \subseteq \Sigma_B$ . Let  $\rho_B$  be the run of  $T_B$  defined as

- (1)  $L_{\rho_B}(\epsilon) = L_\rho(\epsilon)$ ;
- (2) for each internal node  $u \in N_{T_B}$ ,

$$L_{\rho_B}(u) = \begin{cases} L_\rho(u) & \text{if } L_T(u) \text{ has variants in } \{x_1, \dots, x_t\} \text{ as its label;} \\ L_\rho(u)' & \text{otherwise} \end{cases}$$

- (3) for each leaf node  $u = 0.u'$  or  $u = 1.u'$  with an internal node  $u'$ ,

$$L_{\rho_B}(u) = \begin{cases} L_\rho(u)' & \text{if } L_{\rho_B}(u') = L_\rho(u')' \\ L_\rho(u)' & \text{if } u = 0.u', L_{\rho_B}(u') = L_\rho(u') \text{ and } L_T(u') \text{ has variants in } x_t \text{ as label.} \\ L_\rho(u) & \text{otherwise} \end{cases}$$

Then, for every internal node  $u \in N_{T_B}$ , we have

$$L_{\rho_B}(u) - \overline{L_{T_B}(u)} \rightarrow (L_{\rho_B}(0.u), L_{\rho_B}(1.u)) \in \begin{cases} \Delta \setminus \Delta_{\text{rm}} & \text{if } L_{\rho_B}(u), L_{\rho_B}(0.u), L_{\rho_B}(1.u) \in Q \\ \Delta_{\text{add}} & \text{if } L_{\rho_B}(u) \in Q \text{ and } L_{\rho_B}(0.u), L_{\rho_B}(1.u) \in Q' \\ \Delta' & \text{if } L_{\rho_B}(u), L_{\rho_B}(0.u), L_{\rho_B}(1.u) \in Q' \end{cases}$$

and hence

$$L_{\rho_B}(u) - \overline{L_{T_B}(u)} \rightarrow (L_{\rho_B}(0.u), L_{\rho_B}(1.u)) \in \Delta_B.$$

## An Automata-based Framework for Verification and Bug Hunting in Quantum Circuits

For each leaf node  $u \in N_{T_B}$ , we set

$$L_{T_B}(u) = \begin{cases} L_T(u) & \text{if } L_{\rho_B}(u) \in Q \\ c_0 & \text{if } L_{\rho_B}(u) \in Q' \end{cases}$$

and then

$$L_{\rho_B}(u) - \overline{L_{T_B}(u)} \rightarrow () \in \Delta_B$$

for each leaf node  $u \in N_{T_B}$ . Moreover,  $L_{\rho_B}(\epsilon) = L_\rho(\epsilon) \in \mathcal{R} = \mathcal{R}_B$ . Thus  $R_B$  is an accepting run of  $\mathcal{L}(\mathcal{A}_B)$  over  $T_B$  and hence  $T_B \in \mathcal{L}(\mathcal{A}_B)$ , i.e., the map  $(\cdot)_B$  is well-defined.

By Lemma C.1, all different trees  $T \in \mathcal{L}(\mathcal{A})$  have different tags and, since  $\text{Tag}(T_B) = \text{Tag}(T)$  for each  $T$  by the construction, we have that all  $T_B$ 's are different as well. It follows that the map  $(\cdot)_B$  is injective with  $\text{Tag}(T) = \text{Tag}(T_B)$ .

**Claim 3:** *The map  $(\cdot)_B$  is surjective.*

**Proof:** For each  $T' \in \mathcal{L}(\mathcal{A}_B)$  with an accepting run  $R'$ , since  $\Sigma_B = \Sigma \cup \{c_0\}$  and  $c_0$  corresponds to the leaf transition only, we can form a tree  $T$  such that  $\text{Tag}(T) = \text{Tag}(T')$  and, for each internal node  $u \in N_T$ ,  $L_T(u) = L_{T'}(u) \in \Sigma_B \setminus \{c_0\} = \Sigma$ . To construct an accepting run  $\rho$  of  $T$  such that  $T \in \mathcal{L}(\mathcal{A})$ , we first note that the set of root states  $\mathcal{R}_B$  of  $\mathcal{A}_B$  is identical to the one  $\mathcal{R}$  of  $\mathcal{A}$ . Therefore  $L_{\rho'}(\epsilon) \in \mathcal{R}_B = \mathcal{R}$  and we may set  $L_\rho(\epsilon) = L_{\rho'}(\epsilon)$ . For each internal node  $u \in N_T$ , we set

$$L_\rho(u) = \begin{cases} L_{\rho'}(u) & \text{if } L_{\rho'}(u) \in Q \\ (L_{\rho'}(u))^{\text{un-primed}} & \text{if } L_{\rho'}(u) \in Q' \end{cases}$$

where, since  $Q'$  is in one-to-one correspondence to  $Q$ , we denote by  $(q')^{\text{un-primed}}$  the corresponding  $q \in Q$  to  $q' \in Q'$ . By construction, all elements in the range of  $N_B$  belong to  $Q$ . For an internal transition

$$L_{\rho'}(u) - \overline{L_{T'}(u)} \rightarrow ((L_{\rho'}(0.u), L_{\rho'}(1.u)) \in \Delta_B,$$

if all  $L_{\rho'}(u), L_{\rho'}(0.u), L_{\rho'}(1.u) \in Q$ , then

$$L_\rho(u) - \overline{L_T(u)} \rightarrow ((L_\rho(0.u), L_\rho(1.u)) \in \Delta.$$

If all  $L_{\rho'}(u), L_{\rho'}(0.u), L_{\rho'}(1.u) \in Q'$ , then

$$L_\rho(u) - \overline{L_T(u)} \rightarrow ((L_\rho(0.u), L_\rho(1.u)) \in \Delta$$

too since  $\Delta'$  is in one-to-one correspondence to  $\Delta$ . For the cases  $L_{\rho'}(u) \in Q$  and  $L_{\rho'}(0.u), L_{\rho'}(1.u) \in Q'$ , the transition  $L_\rho(u) - \overline{L_T(u)} \rightarrow ((L_\rho(0.u), L_\rho(1.u))$  belong to  $\Delta$  as well by the add/remove step in our procedure. The leaf transitions for the leaf nodes are uniquely determined by their starting states which have been defined. Therefore such an  $\rho$  is an accepting run of  $T$  over  $\mathcal{A}$ , namely,  $T \in \mathcal{L}(\mathcal{A})$ . Thus the claim follows.  $\blacksquare$

Finally, the functionality

$$\text{UnTag}(T_B) = B_{x_t} \cdot \text{UnTag}(T)$$

follows directly from the construction of  $(\cdot)_B$ .  $\square$

**THEOREM C.3 (THEOREM 6.7).** *The multiplication procedure over a tagged TA is tag preserving on the tree multiplication operation transforming  $T$  to  $v \cdot T$ .*

**PROOF.** The theorem trivially holds because the multiplication procedure only changes the leaf symbols.  $\square$

**LEMMA C.4 (LEMMA 6.8).** *Subtree copying  $s.\text{copy}_n$  is tag-preserving over the tree restriction operation  $T \rightarrow T_{x_n}$ .*

---

**Algorithm 14:** Multiplication operation,  $\text{Mult}(\mathcal{A}, v)$ 


---

**Input:** A tagged TA  $\mathcal{A} = \langle Q, \Sigma, \Delta, \mathcal{R} \rangle$  and a constant value  $v$  equals  $\omega$  or  $\frac{1}{\sqrt{2}}$

**Output:** The tagged TA  $\mathcal{A}'$  such that  $\mathcal{L}(\mathcal{A}') = \{v.T \mid T \in \mathcal{L}(\mathcal{A})\}$

```

1  $\Delta_{\text{add}} = \Delta_{\text{rm}} = \emptyset;$ 
2 foreach  $q - \overline{(a, b, c, d, k)} \rightarrow () \in \Delta$  do
3   if  $v = \omega$  then
4      $\Delta_{\text{add}} := \Delta_{\text{add}} \cup \{q - \overline{(-d, a, b, c, k)} \rightarrow ()\};$ 
5   else //  $v = \frac{1}{\sqrt{2}}$ 
6      $\Delta_{\text{add}} := \Delta_{\text{add}} \cup \{q - \overline{(a, b, c, d, k+1)} \rightarrow ()\};$ 
7    $\Delta_{\text{rm}} := \Delta_{\text{rm}} \cup \{q - \overline{(a, b, c, d, k)} \rightarrow ()\};$ 
8 return  $\langle Q, \Sigma, \Delta \cup \Delta_{\text{add}} \setminus \Delta_{\text{rm}}, \mathcal{R} \rangle;$ 

```

---



---

**Algorithm 15:** Subtree copying procedure on  $x_t$ ,  $\text{s.copy}(\mathcal{A}, x_t, b)$ .
 

---

**Input:** A tagged TA  $\mathcal{A} = \langle Q, \Sigma, \Delta, \mathcal{R} \rangle$ , variable to copy  $x_t$ , and a Boolean variable  $b$  to indicate the branch to copy

**Output:** The tagged TA  $\langle Q, \Sigma, \Delta', \mathcal{R} \rangle$

```

1  $\Delta_{\text{rm}} = \Delta_{\text{add}} = \emptyset;$ 
2 foreach  $q - \overline{x_t^i} \rightarrow (q_l, q_r) \in \Delta$  do
3   if  $b$  then  $q_c := q_r$  else  $q_c := q_l;$ 
4    $\Delta_{\text{add}} := \Delta_{\text{add}} \cup \{q - \overline{x_t^i} \rightarrow (q_c, q_c)\};$ 
5    $\Delta_{\text{rm}} := \Delta_{\text{rm}} \cup \{q - \overline{x_t^i} \rightarrow (q_l, q_r)\};$ 
6 return  $\langle Q, \Sigma, \Delta \cup \Delta_{\text{add}} \setminus \Delta_{\text{rm}}, \mathcal{R} \rangle;$ 

```

---

PROOF. Let  $\mathcal{A} = \langle Q, \Sigma, \Delta, \mathcal{R} \rangle$  be a tagged TA and  $\mathcal{A}' = \langle Q', \Sigma', \Delta', \mathcal{R}' \rangle := \text{s.copy}_n(\mathcal{A})$  be the TA obtained after subtree copying procedure on  $x_n$ . Note that, by construction,  $Q' = Q, \Sigma' = \Sigma, \mathcal{R}' = \mathcal{R}$ . Let us construct a map

$$\begin{aligned}
 (\cdot)_{x_n} : \mathcal{L}(\mathcal{A}) &\rightarrow \mathcal{L}(\mathcal{A}') \\
 T &\mapsto T_{x_n}
 \end{aligned}$$

as follows: for each  $T \in \mathcal{L}(\mathcal{A})$  with its accepting run  $\rho$ , we form a tree  $T_{x_n}$  such that  $\text{Tag}(T_{x_n}) = \text{Tag}(T)$  with each internal node  $u \in N_{T_{x_n}}$  being such that  $L_{T_{x_n}}(u) = L_T(u) \in \Sigma$ . Let  $\rho_{x_n}$  be the run of  $T_{x_n}$  on  $\mathcal{A}'$  defined as

- (1)  $L_{\rho_{x_n}}(\epsilon) = L_\rho(\epsilon);$
- (2)  $L_{\rho_{x_n}}(u) = L_\rho(u)$  for each internal node  $u \in N_{T_{x_n}}$  except those nodes in the  $x_n$ 's layer;
- (3) and for the remaining internal nodes  $u' = 0.u$  and  $u'' = 1.u$ , we set  $L_{\rho_{x_n}}(0.u) = L_\rho(1.u)$  and  $L_{\rho_{x_n}}(1.u) = L_\rho(1.u);$

and for the leaf nodes  $u$ ,  $L_{\rho_{x_n}}(u)$  and  $L_{T_{x_n}}(u)$  are then uniquely determined by the structure of the TA  $\mathcal{A}'$ . By construction, we have, for  $u$  in the layer just above the leaf nodes,

$$L_{\rho_{x_n}}(u) - \overline{L_{T_{x_n}}(u)} \rightarrow ((L_{\rho_{x_n}}(0.u), L_{\rho_{x_n}}(1.u))) = L_\rho(u) - \overline{L_T(u)} \rightarrow ((L_\rho(1.u), L_\rho(1.u))) \in \Delta_{\text{add}} \subset \Delta'.$$

For the other nodes, the corresponding transitions remain unchanged and hence belong to  $\Delta \setminus \Delta_{\text{rm}} \subset \Delta'$ . Thus the map  $(\cdot)_{x_n}$  is well-defined. Moreover, since  $\text{Tag}(T) = \text{Tag}(T_{x_n})$  and each tree has its own unique tag by Lemma C.1, it follows that  $(\cdot)_{x_n}$  is injective.

Claim 4: *The map  $(\cdot)_{x_n}$  is surjective.*

Proof: For each  $T' \in \mathcal{L}(\mathcal{A}')$  with the accepting run  $\rho'$ , again since  $\Sigma' = \Sigma$ , we can form a tree  $T$  such that  $\text{Tag}(T) = \text{Tag}(T')$ , and, for each internal node  $u \in N_{T_{x_n}}$ ,  $L_T(u) = L_{T'}(u) \in \Sigma$ . To construct an accepting run  $R$  of  $T$ , note that the set of root states  $\mathcal{R}'$  of  $\mathcal{A}'$  is identical to the one of  $\mathcal{A}$ . Therefore we may set  $L_\rho(\epsilon) = L_{\rho'}(\epsilon) \in \mathcal{R}' = \mathcal{R}$ . For each internal node  $u \in N_T$  other than in the  $x_n$ 's layer, we set  $L_\rho(u) = L_{\rho'}(u)$ . For each internal node  $u$  in the  $x_n$ 's layer, we set (1)  $L_\rho(u) = L_{\rho'}(u)$ , (2)  $L_\rho(1.u) = L_{\rho'}(1.u)$ , and (3)  $L_\rho(0.u) = q_l$ , where  $q_l$  is the left child of the transition  $L_{\rho'}(u) \xrightarrow{L_T(u)} (q_l, q_r)$ . Such a transition must exist since there is a one-to-one correspondence between  $\Delta$  and  $\Delta'$  by s.copy algorithm. The transition

$$L_\rho(u) \xrightarrow{L_T(u)} (q_l, q_r)$$

is nothing but the one corresponding to the transition

$$L_{\rho'}(u) \xrightarrow{L_{T'}(u)} ((L_{\rho'}(0.u), L_{\rho'}(1.u)))$$

which, by assumption, belongs to  $\Delta'$ . Those labelings of leaf nodes are then uniquely determined by the structure of the TA. Thus, by construction,  $T \in \mathcal{L}(\mathcal{A})$  and hence the map  $(\cdot)_{x_n}$  is surjective. ■

Finally,  $\text{UnTag}(T_{x_n}) = \text{UnTag}(T)_{x_n}$  follows directly from the construction of  $(\cdot)_{x_n}$ . □

---

**Algorithm 16:** Forward variable order swapping procedure  $x_t$ ,  $\text{f.swap}_t(\mathcal{A})$

---

**Input:** A tagged TA  $\mathcal{A} = \langle Q, \Sigma, \Delta, \mathcal{R} \rangle$

**Output:** The tagged TA  $\langle Q', \Sigma', \Delta', \mathcal{R} \rangle$

```

1  $\Delta_{\text{rm}} = \Delta_{\text{add}} = \emptyset, Q' = Q, \Sigma' = \Sigma;$ 
2 foreach  $q \xrightarrow{x_t^h} (q_0, q_1), q_0 \xrightarrow{x_t^i} (q_{00}, q_{01}), q_1 \xrightarrow{x_t^j} (q_{10}, q_{11}) \in \Delta$  do
3    $\Delta_{\text{add}} := \Delta_{\text{add}} \cup \{q \xrightarrow{x_t^{i,j}} (q'_0, q'_1), q'_0 \xrightarrow{x_t^h} (q_{00}, q_{10}), q'_1 \xrightarrow{x_t^h} (q_{01}, q_{11})\};$ 
4    $\Delta_{\text{rm}} := \Delta_{\text{rm}} \cup \{q \xrightarrow{x_t^h} (q_0, q_1), q_0 \xrightarrow{x_t^i} (q_{00}, q_{01}), q_1 \xrightarrow{x_t^j} (q_{10}, q_{11})\};$ 
5    $Q' := Q' \cup \{q'_0, q'_1\};$ 
6    $\Sigma' := \Sigma' \cup \{x_t^{i,j}\}$ 
7 return  $\langle Q', \Sigma', \Delta \cup \Delta_{\text{add}} \setminus \Delta_{\text{rm}}, \mathcal{R} \rangle;$ 

```

---

LEMMA C.5 (FORWARD AND BACKWARD SWAPPING PRESERVES QUANTUM STATES). *Given a TA  $\mathcal{A}$  that encodes a set of quantum states,  $\mathcal{L}(\text{f.swap}_t(\mathcal{A}))$ ,  $\mathcal{L}(\mathcal{A})$ , and  $\mathcal{L}(\text{b.swap}_t(\mathcal{A}))$  represent the same set of quantum states.*

PROOF. First of all, the binary tree representations of a function  $T: \{0, 1\}^n \rightarrow \mathbb{Z}^5$  are parametrized by the orders on the variables  $x_i$ 's. Fix  $t \in [n]$ . We denote by  $T$  also the binary tree representing the function (as in this whole article) on the standard ordering

$$x_1 > x_2 > \dots > x_t > x_{t+1} > \dots > x_n \quad (16)$$

and by  $T'$  the binary tree representing the same function but on the order

$$x_1 > x_2 > \dots > x_{t-1} > x_{t+1} > x_t > x_{t+2} > \dots > x_n. \quad (17)$$

---

**Algorithm 17:** Backward variable order swapping procedure on  $x_t$ ,  $\text{b.swap}_t(\mathcal{A})$ 


---

**Input:** A tagged TA  $\mathcal{A} = \langle Q, \Sigma, \Delta, \mathcal{R} \rangle$ 
**Output:** The tagged TA  $\langle Q', \Sigma', \Delta', \mathcal{R} \rangle$ 

```

1  $\Delta_{\text{rm}} = \Delta_{\text{add}} = \emptyset, Q' = Q, \Sigma' = \Sigma;$ 
2 foreach  $q \xrightarrow{x_t^{i,j}} (q'_0, q'_1), q'_0 \xrightarrow{x_t^h} (q_{00}, q_{10}), q'_1 \xrightarrow{x_t^h} (q_{01}, q_{11}) \in \Delta$  do
3    $\Delta_{\text{add}} := \Delta_{\text{add}} \cup \{q \xrightarrow{x_t^{i,j}} (q''_0, q''_1), q''_0 \xrightarrow{x_t^i} (q_{00}, \mathbf{q}_{01}), q''_1 \xrightarrow{x_t^j} (\mathbf{q}_{10}, q_{11})\};$ 
4    $\Delta_{\text{rm}} := \Delta_{\text{rm}} \cup \{q \xrightarrow{x_t^{i,j}} (q'_0, q'_1), q'_0 \xrightarrow{x_t^h} (q_{00}, \mathbf{q}_{10}), q'_1 \xrightarrow{x_t^h} (\mathbf{q}_{01}, q_{11})\};$ 
5    $Q' := Q' \cup \{q''_0, q''_1\};$ 
6    $\Sigma' := \Sigma' \setminus \{x_t^{i,j}\}$ 
7 return  $\langle Q', \Sigma', \Delta \cup \Delta_{\text{add}} \setminus \Delta_{\text{rm}}, \mathcal{R} \rangle;$ 

```

---

Such a correspondence between the set of binary trees with respect to standard ordering in Eq. (16) and the set of trees with respect to the ordering in Eq. (17) is clearly one-to-one. Let  $\mathcal{A}$  be the tagged TA consisting of  $T \in \mathcal{L}(\mathcal{A})$  with respect to the standard order Eq. (16). By Algorithm 16 of the  $\text{f.swap}_t$  procedure, it is clear that  $\text{f.swap}_t(\mathcal{A})$  consists of all the  $T'$  and vice versa. Thus there is a one-to-one correspondence  $\text{f.swap}_t : \mathcal{L}(\mathcal{A}) \rightarrow \mathcal{L}(\text{f.swap}_t(\mathcal{A}))$ . Moreover, since  $T$  and its corresponding  $T'$  are by definition representing the same function as well as the same state, we have that the TAs  $\mathcal{A}$  and  $\text{f.swap}_t(\mathcal{A})$  represent the same set of quantum states.

The proof of the case that  $\mathcal{A}$  and  $\text{b.swap}_t(\mathcal{A})$  (if  $\text{b.swap}_t$  is applicable) represent the same set of quantum states is in the same fashion.  $\square$

By the above Lemma C.5, let us define the induced maps  $f_k$  and  $b_k$  on tags of trees, namely,  $f_k(\text{Tag}(T)) := \text{Tag}(T')$  and  $b_k(\text{Tag}(T')) := \text{Tag}(T)$ . It is easy to see that

$$\text{Tag}(\text{b.swap}_k(\text{f.swap}_k(T))) = b_k(\text{Tag}(\text{f.swap}_k(T))) = b_k(f_k(\text{Tag}(T))) = \text{Tag}(T). \quad (18)$$

We also introduce the notion  $\mathcal{A}_1 \simeq_{\text{state}} \mathcal{A}_2$  between two TAs  $\mathcal{A}_1$  and  $\mathcal{A}_2$  if there is a bijection  $S : \mathcal{L}(\mathcal{A}_1) \rightarrow \mathcal{L}(\mathcal{A}_2)$  and  $\mathcal{L}(\mathcal{A}_1)$  and  $\mathcal{L}(\mathcal{A}_2)$  represent the same set of quantum states.

Next, we prove an auxiliary lemma and use it to show that the projection procedure is tag preserving.

**LEMMA C.6.** *Given a TA  $\mathcal{A}$ . For each  $t \in [n]$  and for each TA  $\mathcal{A}'$  with  $\mathcal{A}' \simeq_{\text{Tag}} \text{f.swap}_t(\mathcal{A})$ , we have  $\text{b.swap}_t(\mathcal{A}') \simeq_{\text{Tag}} \mathcal{A}$ .*

**PROOF.** By assumption, there is a one-to-one correspondence between  $\mathcal{L}(\mathcal{A}')$  and  $\mathcal{L}(\text{f.swap}_t(\mathcal{A}))$  such that for each  $T' \in \mathcal{L}(\mathcal{A}')$  and its corresponding  $T'' \in \mathcal{L}(\text{f.swap}_t(\mathcal{A}))$ , we have  $\text{Tag}(T') = \text{Tag}(T'')$  (and vice versa). We denote by  $S'(\cdot) : \mathcal{L}(\mathcal{A}') \rightarrow \mathcal{L}(\text{f.swap}_t(\mathcal{A}))$  such a bijection.

Since  $\mathcal{A} \simeq_{\text{state}} \text{f.swap}_t(\mathcal{A})$  by the above Lemma C.5, there exists a bijection  $\text{f.swap}_t(\cdot) : \mathcal{L}(\mathcal{A}) \rightarrow \mathcal{L}(\text{f.swap}_t(\mathcal{A}))$  and similarly there is a bijection  $\text{b.swap}_t(\cdot) : \mathcal{L}(\mathcal{A}') \rightarrow \mathcal{L}(\text{b.swap}_t(\mathcal{A}'))$ . Thus we have the following diagram

$$\begin{array}{ccc}
 \mathcal{L}(\mathcal{A}) & \xrightarrow{\text{f.swap}_t} & \mathcal{L}(\text{f.swap}_t(\mathcal{A})) \\
 \downarrow S & & \downarrow S' \\
 \mathcal{L}(\text{b.swap}_t(\mathcal{A}')) & \xleftarrow{\text{b.swap}_t} & \mathcal{L}(\mathcal{A}')
 \end{array}$$

and the composition map

$$S(\cdot) := \text{b.swap}_t(\cdot) \circ S'(\cdot) \circ \text{f.swap}_t(\cdot) : \mathcal{L}(\mathcal{A}) \rightarrow \mathcal{L}(\text{b.swap}_t(\mathcal{A}'))$$

is well-defined and is bijective since all the three maps are bijective. Moreover, for each  $T \in \mathcal{L}(\mathcal{A})$ ,

$$\begin{aligned}
 \text{Tag}(S(T)) &= \text{Tag}(\text{b.swap}_t(S'(f.\text{swap}_t(T)))) && \text{By Def. of } S \\
 &= b_t(\text{Tag}(S'(f.\text{swap}_t(T)))) && \text{By Def. of } b_t \\
 &= b_t(\text{Tag}(f.\text{swap}_t(T))) && \text{By assumption of } S' \\
 &= b_t(f_t(\text{Tag}(T))) && \text{By Def. of } f_t \\
 &= \text{Tag}(T) && \text{By Lemma C.5.}
 \end{aligned}$$

Thus we have  $\text{b.swap}_t(\mathcal{A}') \simeq_{\text{Tag}} \mathcal{A}$ . □

---

**Algorithm 18:** Projection operation on  $x_t$ ,  $\text{Prj}(\mathcal{A}, x_t, b)$ 


---

**Input:** A tagged TA  $\mathcal{A}$ ,

**Output:** The tagged TA  $\mathcal{A}'$  such that  $\mathcal{L}(\mathcal{A}') = \{b ? T_{x_t} : T_{x_t} \mid T \in \mathcal{L}(\mathcal{A})\}$

1 **return**  $\text{b.swap}_t^{n-t}(\text{s.copy}(f.\text{swap}_t^{n-t}(\mathcal{A}), x_t, b))$ ;

---

**THEOREM C.7 (THEOREM 6.11).** *The projection procedure is tag preserving with respect to the tree projection operations that transforms a tree  $T$  to  $T_x$ .*

**PROOF.** By construction, we have the following diagram

$$\begin{array}{ccccccc}
 \mathcal{L}(\mathcal{A}) & \xrightarrow{f.\text{swap}_t} & \mathcal{L}(\mathcal{A}_1) & \xrightarrow{f.\text{swap}_t} & \mathcal{L}(\mathcal{A}_2) & \rightarrow \cdots \rightarrow & \mathcal{L}(\mathcal{A}_{l-1}) & \xrightarrow{f.\text{swap}_t} & \mathcal{L}(\mathcal{A}_l) \\
 \downarrow S & & \downarrow S_1 & & \downarrow S_2 & & \downarrow S_{l-1} & & \downarrow \text{s.copy}_t \\
 \mathcal{L}(\mathcal{A}') & \xleftarrow{\text{b.swap}_t} & \mathcal{L}(\mathcal{A}'_1) & \xleftarrow{\text{b.swap}_t} & \mathcal{L}(\mathcal{A}'_2) & \leftarrow \cdots \leftarrow & \mathcal{L}(\mathcal{A}'_{l-1}) & \xleftarrow{\text{b.swap}_t} & \mathcal{L}(\mathcal{A}'_l)
 \end{array}$$

where the maps  $S_i$ 's are defined inductively as

(1)  $S_{l-1} := \text{b.swap}_t \circ \text{s.copy}_t \circ f.\text{swap}_t$ , and

(2)  $S_i := \text{b.swap}_t \circ S_{i+1} \circ f.\text{swap}_t$  for  $i = 0, 1, \dots, l-2$  and  $S := S_0$ .

Since now  $x_t$ 's are in the layer just above leaf transition,  $\text{s.copy}_t$  is tag preserving by Lemma C.4, we have  $\mathcal{A}_l \simeq_{\text{Tag}} \mathcal{A}'_l$ . Apply Lemma C.6 inductively, we have  $\mathcal{A}_i \simeq_{\text{Tag}} \mathcal{A}'_i$  for each  $i$  and hence  $\mathcal{A} \simeq_{\text{Tag}} \mathcal{A}'$ . Moreover, since

$$\mathcal{A} \simeq_{\text{state}} \mathcal{A}_1 \simeq_{\text{state}} \cdots \simeq_{\text{state}} \mathcal{A}_l \text{ and } \mathcal{A}' \simeq_{\text{state}} \mathcal{A}'_1 \simeq_{\text{state}} \cdots \simeq_{\text{state}} \mathcal{A}'_l,$$

the functionality follows from the functionality of  $\text{s.copy}_t$ . □

---

**Algorithm 19:** Binary operation,  $\text{Bin}(\mathcal{A}_1, \mathcal{A}_2, \pm)$ 


---

**Input:** Two tagged TAs  $\mathcal{A}_1 = \{Q_1, \Sigma, \Delta_1, \{q_1\}\}$  and  $\mathcal{A}_2 = \{Q_2, \Sigma, \Delta_2, \{q_2\}\}$ .

**Output:** The tagged TA  $\mathcal{A}'$  such that  $\mathcal{L}(\mathcal{A}') = \{T_1 \pm T_2 \mid T_1 \in \mathcal{L}(\mathcal{A}_1) \wedge T_2 \in \mathcal{L}(\mathcal{A}_2)\}$

1  $\Delta'_i = \{(q^1, q^2) - \boxed{x_j^i} \rightarrow ((q_l^1, q_l^2), (q_r^1, q_r^2)) \mid q^1 - \boxed{x_j^i} \rightarrow (q_l^1, q_r^1) \in \Delta_1 \wedge q^2 - \boxed{x_j^i} \rightarrow (q_l^2, q_r^2) \in \Delta_2\}$ ;

2  $\Delta'_l = \{(q^1, q^2) - \boxed{((a_1 \pm a_2), (b_1 \pm b_2), (c_1 \pm c_2), (d_1 \pm d_2), (k_1))} \rightarrow () \mid q^1 - \boxed{(a_1, b_1, c_1, d_1, k_1)} \rightarrow () \in \Delta_1 \wedge q^2 - \boxed{(a_2, b_2, c_2, d_2, k_2)} \rightarrow () \in \Delta_2\}$ ;

3 **return**  $\{Q_1 \times Q_2, \Sigma', \Delta', \{(q_1, q_2)\}\}$ ;

---

**THEOREM C.8 (THEOREM 6.12).** *Given two tagged TAs  $\mathcal{A}_{T_1}$  and  $\mathcal{A}_{T_2}$  as the input of the binary operation, the resulting TA  $\mathcal{A}_{T_1 \pm T_2}$  recognizes  $\{T_1 \pm T_2 \mid T_1 \in \mathcal{L}(\mathcal{A}_{T_1}) \wedge T_2 \in \mathcal{L}(\mathcal{A}_{T_2}) \wedge \text{Tag}(T_1) = \text{Tag}(T_2)\}$ .*

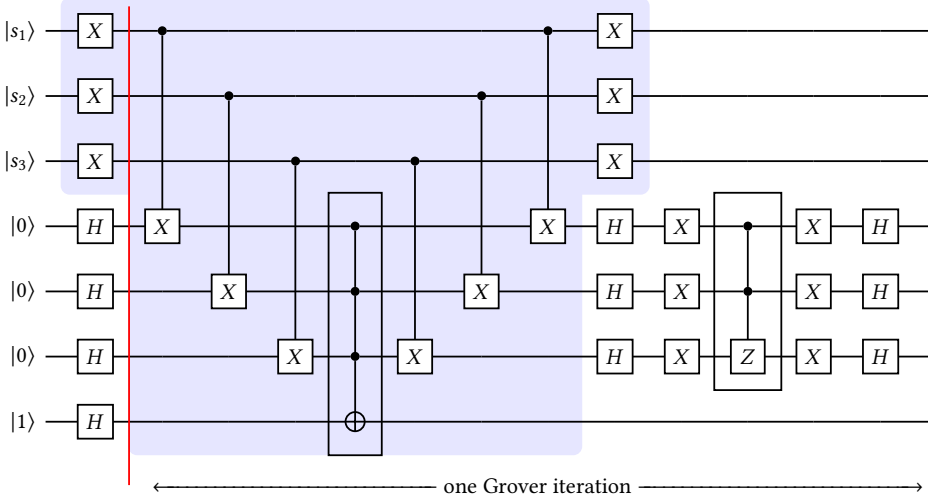


Fig. 4. An implementation of Grover’s search algorithm. The boxed area denotes a multi-control gate, which can be implemented with Toffoli gates and two additional ancilla qubits. The   area is the oracle circuit, and the part to the right of the red separator is one Grover iteration.

PROOF. It is similar to the proof of Theorem C.2 that there exists a one-to-one correspondence

$$\begin{aligned} \mathcal{L}(\mathcal{A}_{T_1}) \times \mathcal{L}(\mathcal{A}_{T_2}) &\rightarrow \mathcal{L}(\mathcal{A}_{T_1 \pm T_2}) \\ (T_1, T_2) &\mapsto \begin{cases} T_1 \pm T_2 & \text{if Tag}(T_1) = \text{Tag}(T_2) \\ \emptyset & \text{otherwise} \end{cases} \end{aligned}$$

and, by the binary operation algorithm, we have  $\text{Tag}(T_1 \pm T_2) = \text{Tag}(T_1) = \text{Tag}(T_2)$  for any pair  $(T_1, T_2) \in \mathcal{L}(\mathcal{A}_{T_1}) \times \mathcal{L}(\mathcal{A}_{T_2})$  with  $\text{Tag}(T_1) = \text{Tag}(T_2)$ . The functionality follows from the algorithm of leaf transitions (of the binary operation).  $\square$

## D THE CIRCUIT OF GROVER’S SEARCH ALGORITHM WITH ALL POSSIBLE ORACLES

With the operations over the symbolic representation of quantum states introduced in the main text, we are able to perform all gate operations in Table 4. In the current section, we will use Grover’s search algorithm [40] to demonstrate how to use these gate operations for automatic verification of the safety properties of quantum algorithms.

The Grover’s search algorithm assumes the existence of an *oracle* that knows the problem of interest and can answer related questions.

*Definition D.1 (Phase Oracle).* Given a function  $f: \{0, 1\}^n \rightarrow \{0, 1\}$ , a *phase oracle*  $O_f$  transforms a quantum state  $|x\rangle$  to  $(-1)^{f(x)}|x\rangle$ .

---

### GROVER’S PROBLEM

---

**Input:** A function  $f(x)$  that returns 1 if  $x = s$  for some unique secret string  $s \in \{0, 1\}^n$  and 0 otherwise, and a phase oracle  $O_f$ .

**Output:** The unique secret string  $s$ .

---



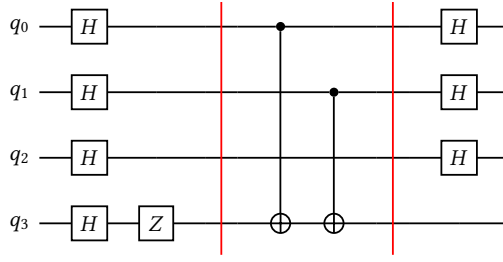


Fig. 5. An implementation of Bernstein-Vazirani’s algorithm. The middle part between the two red separators is the quantum oracle corresponding to the hidden string  $s_2s_1s_0 = 011$ .

In Fig. 4, we show the circuit implementing 3-qubit Grover’s search algorithm together with its oracle circuit. The oracle circuit takes as input qubits  $|s_1s_2s_3\rangle$  and uses them as the only solution to  $f(x)$ . For the analysis of the algorithm, we create a TA that accepts the set of quantum basis states  $\{|s_1s_2s_30001\rangle \mid s_1s_2s_3 \in \{0, 1\}^3\}$  and use it as the initial TA.

The circuit to the right of the red separator in Fig. 4 is called a *Grover iteration*, whose function is to increase the probability amplitude of the basis  $|s_1s_2s_3s_1s_2s_3+\rangle$ . The number of gates required per iteration is linear with our encoding and is exponential with an enumeration-based approach. Intuitively, a Grover iteration increases the probability that the measured outcome of  $x_1x_2x_3$  equals to the solution  $s_1s_2s_3$ . It is executed repeatedly for roughly  $O(\sqrt{2^n})$  times in order to obtain a high enough probability that  $x_1x_2x_3$  is measured to be  $s_1s_2s_3$  (see [40] for more details). After that, we check the equivalence of the obtained TA against the reference answer.

### E ADDITIONAL INFORMATION ABOUT THE EXPERIMENTS

The pre-conditions, circuits and post-conditions of each experiment are described as follows. For Bernstein-Vazirani’s algorithm, the parameter  $n$  is the length of the hidden string. Fig. 5 is an example circuit from the hidden string  $s_2s_1s_0 = 011$ . For each  $s_i = 1$ , the corresponding qubit  $q_i$  is attached to the control qubit of a CNOT gate whose target is located at the bottom qubit. In this algorithm, the initial state can only be  $|0\rangle$ , and the output state has probability 100% at hidden string’s basis state. More precisely, when  $(n = m + 1)$

$$\begin{aligned}
 \text{Pre: } & \{|0^n\rangle\} \\
 \text{Post: } & \{(10)^{(m-1)/2}11\} && \text{if } m \text{ is odd} \\
 & \{(10)^{m/2}1\} && \text{if } m \text{ is even.}
 \end{aligned}$$

Notice that for the sake of constructing the post condition, our implementation actually appends one more H gate at the target qubit to the end of the circuit.

For Grover’s algorithm with one oracle, the problem size  $n$  is also the length of the hidden string. The circuit can be easily modified from Fig. 4 by hardwiring particular X gates from the unique secret string and then removing all  $|s_i\rangle$  qubits. The initial state of the bottom qubit can only be  $|1\rangle$  and those of other qubits can only be  $|0\rangle$ . The output state has the highest probability at hidden string’s basis state if the proper number of iterations is given. For Grover’s algorithm with all possible oracles, the readers can refer to ?? . Notice that we still append one more H gate at the target qubit to the end of the circuit here for the sake of constructing the post condition. Besides,

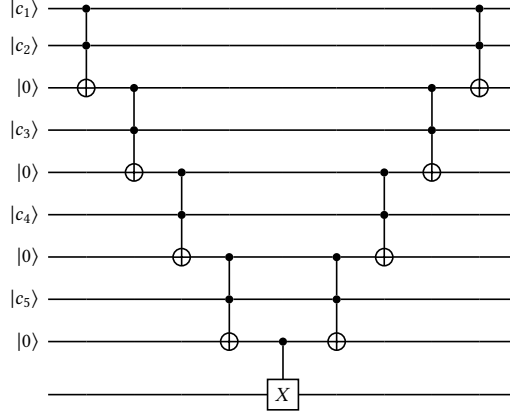


Fig. 6. Multi-controlled Toffoli of 5 control qubits

the representation below does not assume an interleaving of control qubits and work qubits.

Grover-Single ( $n = 2m$ ,  $m \geq 3$ )

Pre:  $\{|0^n\rangle\}$

Post:  $\{a_h|s0^{m-1}1\rangle + \sum_{i \in \{0,1\}^m, i \neq s} a_l|i0^{m-1}1\rangle \mid s = (01)^{(m-1)/2}0\}$  if  $m$  is odd

$\{a_h|s0^{m-1}1\rangle + \sum_{i \in \{0,1\}^m, i \neq s} a_l|i0^{m-1}1\rangle \mid s = (01)^{m/2}\}$  if  $m$  is even.

Grover-All ( $n = 3m$ ,  $m \geq 3$ )

Pre:  $\{|s0^m0^m\rangle \mid s \in \{0, 1\}^m\}$

Post:  $\{a_h|ss0^{m-1}1\rangle + \sum_{i \in \{0,1\}^m, i \neq s} a_l|si0^{m-1}1\rangle \mid s = \{0, 1\}^m\}$

For multi-controlled Toffoli gates, the problem size  $n$  is the number of control qubits. Our circuit of multi-controlled Toffoli can be found in Fig. 6 and the total number of qubits is  $2n$ . We test this gate with the initial automaton consisting of all basis states that have control qubits and the target qubit 0 or 1 and work qubits only 0. In this case, the post-condition TA would be the same as the pre-condition TA. The representation below does not assume an interleaving of control qubits and work qubits either.

MCToffoli ( $n = 2m$ ,  $m \geq 3$ )

Pre:  $\{|c0^{m-1}t\rangle \mid c \in \{0, 1\}^m \wedge t \in \{0, 1\}\}$

Post:  $\{|c0^{m-1}t\rangle \mid c \in \{0, 1\}^m \wedge t \in \{0, 1\}\}$

For randomly generated gates, the problem size is simply the number of qubits. Following [64]'s configuration, the ratio of #qubits : #gates is fixed to 1:3, and there are 10 circuits for each size. The gates and the applied qubits are picked uniformly at random. The initial state consists of only  $|0\rangle$ .