

# Experimental Research in Synthetic Molecular Communications - Part II: Long-Range Communication

Sebastian Lotter\*, Lukas Brand\*, Vahid Jamali†, Maximilian Schäfer\*, Helene M. Loos\*§, Harald Unterweger‡, Sandra Greiner\*, Jens Kirchner\*, Christoph Alexiou‡, Dietmar Drummer\*, Georg Fischer\*, Andrea Buettner\*§, and Robert Schober\*

\*Friedrich-Alexander-Universität Erlangen-Nürnberg (FAU), Erlangen, Germany

†Technical University of Darmstadt, Darmstadt, Germany

§Fraunhofer Institute for Process Engineering and Packaging IVV, Freising, Germany

‡Universitätsklinikum Erlangen, Section of Experimental Oncology and Nanomedicine (SEON), Erlangen, Germany

**Abstract**—In this second part of our survey on experimental research in Synthetic Molecular Communication (SMC), we review works on long-range SMC systems, i.e., systems with communication ranges of more than a few millimeters. Despite the importance of experimental research for the evolution of SMC towards a mature communication paradigm that will eventually support revolutionary applications beyond the reach of today's prevalent communication paradigms, the existing body of literature is still comparatively sparse. Long-range SMC systems have been proposed in the literature for information transmission in two types of fluid media, liquid and air. While both types of SMC systems, liquid-based and air-based systems, rely on encoding and transmitting information using molecules, they differ substantially in terms of the physical system designs and in the type of applications they are intended for. In this paper, we present a systematic characterization of experimental works on long-range SMC that reveals the major drivers of these works in terms of the respective target applications. Furthermore, the physical designs for long-range SMC proposed in the literature are comprehensively reviewed. In this way, our survey will contribute to making experimental research in this field more accessible and identifying novel directions for future research.

## I. INTRODUCTION

In *Synthetic Molecular Communication (SMC)*, information is conveyed via the release, propagation, and reception of molecules, called *information molecules* in the context of SMC. Specifically and in contrast to conventional communication systems that are based on electromagnetic waves (EM), the *transmitter (Tx)* in SMC encodes information into the properties of molecules and the *SMC receiver (Rx)* senses these properties and decodes the transmitted information. Molecule properties used for information encoding can be the *concentration*, the *type*, or the *release time* of the molecules. In the simplest case, binary information is encoded into the molecule concentration by releasing (not releasing) molecules at fixed time instants to transmit a binary '1' ('0'); this modulation scheme is referred to as *on-off keying (OOK)*. SMC takes place in a fluid medium, liquid or air, and the information molecules can be carried from the Tx to the Rx by the background flow of the fluid environment, move randomly due to Brownian motion, and possibly undergo chemical reactions. Also, in some SMC systems, information molecules are emitted by the Tx in a propulsive manner and exploit their initial velocity for propagation.

SMC has been proposed more than one and a half decades ago as an alternative communication paradigm to enable communication in environments that pose adversarial conditions for EM-based communication. Examples for such environments include the human body, oil pipelines, and industrial facilities that prohibit the use of EM due to safety reasons. Inside the human body, for example, communication among devices of sizes of up to  $1\ \mu\text{m}$  may enable novel healthcare applications for early disease diagnosis and targeted drug delivery. However, the small form factors of the devices and the complex environment of the human body render the implementation of EM-based communication difficult. The fact that natural in-body communication systems such as endocrine signaling rely on molecules for signaling suggests that SMC can provide a promising alternative to EM for such synthetic in-body applications. Also, airborne communication via molecules takes place in nature, amongst others in the form of pheromone signaling between insects; air-based SMC presents the attempt to adopt this form of communication for synthetic applications.

Since its emergence, SMC was explored by researchers using both theoretical and experimental methods. The main focus of both technical contributions and surveys in the field, however, has been on the theoretical side. Specifically, the literature on experimental works on SMC is comparatively sparse as of today. Since experimental research will be instrumental for further evolving SMC towards a mature and practical communication paradigm, this survey attempts to fill this research gap. The survey is organized in two parts:

Part I presents an overview over general concepts in SMC, an exposition of the main SMC application scenarios, and a comprehensive review of experimental SMC works targeting applications with short communication distances, i.e., distances of not more than a few millimeters.

Part II, this paper, presents a comprehensive review of experimental SMC works related to *long-range SMC* applications, i.e., applications requiring communication over distances of more than a few millimeters. Works in this category are further subdivided based on the type of fluid in which the SMC takes place, i.e., *liquid* or *air*. Within the class of liquid-based long-range SMC, we distinguish between *in-body* applications and *very large-scale* applications, such as SMC in pipelines or the open sea. Finally, within the class of

air-based long-range SMC, we distinguish between systems operating within a *confined* environment and systems for which the environment is *unconfined* (on the scale relevant for SMC). Fig. 1 shows the categorization of long-range SMC as discussed in this paragraph. For a complete classification of application scenarios covered in experimental SMC works, we refer the reader to Part I of this survey.

The remainder of this paper is organized as follows. In Sections II and III, experimental works related to liquid-based and air-based long-range SMC, respectively, are reviewed. Section IV concludes this paper with a brief summary of the main results and an outlook towards future research directions.

## II. LONG-RANGE LIQUID-BASED SMC

In this section, we categorize the existing experimental works on long-range liquid-based SMCs based on whether they are intended for in-body applications or for application scenarios outside the body, e.g., in pipelines or for underwater communication.

### A. Long-Range In-Body SMC

First, we review experimental works in SMC that target long-range in-body SMC systems. The inspiration for this type of SMC originates from hormone signaling. Hormone signaling is a Natural Molecular Communication (NMC) system that enables communication between distant organs inside the human body via information molecules transported by the blood stream. On the application side, long-range in-body SMC is expected to enable the exchange of information between distant nanosensors deployed inside the human body. Consequently, the prototypes reviewed in this section mimic the human vascular system by adopting a tube-like physical communication channel.

In contrast to the works on short-range in-body SMC reviewed in Part I of this survey, prototypes in the context of long-range in-body SMC exclusively build on non-biological Tx and Rx devices. In fact, the practical handling of cells or cell colonies is considerably more difficult for the large system dimensions required for long-range SMC as compared to short-range SMC. One practical problem here consists of immobilizing functional cells at the high background flow rates typically assumed in long-range SMC. However, the example of hormone signaling shows that long-range in-body communication between biological devices is in principle possible. So it might be only a matter of time before testbeds for long-range in-body SMC with biological Txs and/or Rxs are reported.

In the rest of this section, we first review the main experimental end-to-end prototypes for this class of systems along with their various extensions. Then, we discuss two recent experimental works that focus specifically on the Tx and Rx design, respectively.

1) *End-To-End Prototypes*: The end-to-end testbeds for long-range in-body SMC proposed in the literature share the common pattern that in all of them information molecules are released by injection via a syringe or a valve into a flowing liquid contained in a tube structure. The liquid carries the

information molecules towards an Rx at which the output signal is generated. For a schematic depiction of this setup, see Fig. 2. We could identify six main testbed architectures in the literature [1]–[6] from which further variations have evolved.

The six architectures discussed in the following mainly differ in the choice of information molecules which, in turn, crucially influences the choice of the physical Rx. Table I shows the different information molecule/Rx combinations employed in these prototypes. Furthermore, it is indicated in Table I whether the employed information molecules are soluble in the medium and whether the SMC signal is detected invasively or non-invasively by the Rx, cf. Section II in Part I of this survey.

**pH-based end-to-end SMC**: In [1], *acidic* and *basic* solutions were used to encode binary data. An acidic solution is an aqueous solution with a pH value less than 7, while the term basic solution refers to a solution with pH value larger than 7. Specifically, a binary '1' was transmitted in [1] by pumping a pulse of basic liquid into the background flow, where the background flow consisted of water with a pH value ranging from 7 to 8.5. A binary '0', in turn, was transmitted by injecting a pulse of acidic solution. The resulting change in the pH value of the medium, i.e., the received signal, was recorded using a pH meter, a device that measures the electrochemical potential difference between a reference solution and the solution being probed. Several different detectors were proposed in [1] to recover the binary data from the received signal. It was found that machine learning-based detectors outperform the baseline detection scheme based on the slope of the received signal by a factor of 10 in terms of the achieved bit error rates (BERs). The comparatively good performance of the machine learning-based detectors in [1] was attributed to the capability of these detectors to mitigate the interference between subsequent injections of information molecules. Model-based detectors were not considered in [1], since the chemical interactions of molecules in the medium and the unknown sensor noise at the Rx rendered the derivation of analytical models for the proposed system difficult.

The testbed proposed in [1] was later used to evaluate the performance of machine learning-based detection methods for SMC proposed in [7]. Furthermore, a multiple-input and multiple-output (MIMO) SMC system was proposed in [8] based on the experimental platform discussed in [1]. In particular, four peristaltic pumps were used in [8] to transmit two data streams concurrently using binary time shift-keying. Here, each symbol interval is divided into two time slots and an acidic solution is injected into the channel in either of the two time slots depending on whether a binary '1' or '0' is transmitted. This type of modulation is called *pulse position modulation*. Furthermore, the physical channel from [1] is extended by introducing several junctions in [8] and two pH meters are employed by the Rx in [8] instead of a single one in [1]. However, a comprehensive performance analysis of the testbed proposed in [8] is still missing.

**Fluorescence-based end-to-end SMC**: In the long-range SMC testbed presented in [2], *fluorescent carbon quantum dots* (FCQDs) were proposed as information molecules. FCQDs

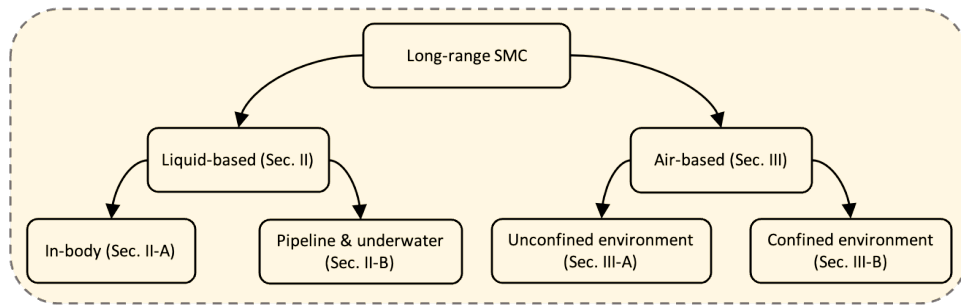


Figure 1. Classification of experimental works on long-range SMC.

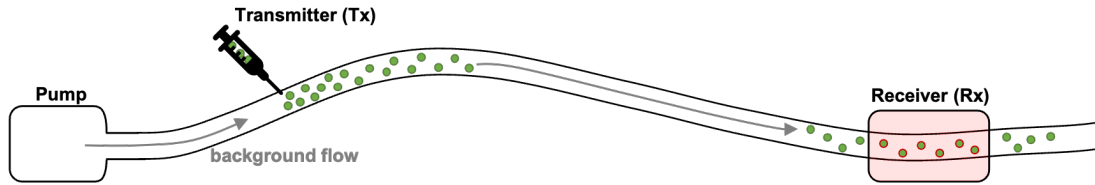


Figure 2. Prototypical setup for long-range in-body SMC. A background flow in a tube-shaped channel is generated by a pump. The Tx injects information molecules (green) that are sensed by the Rx. Sensed molecules are depicted by green disks with red boundaries.

Table I  
INFORMATION MOLECULE/PHYSICAL RX COMBINATIONS IN EXPERIMENTAL PROTOTYPES FOR LONG-RANGE IN-BODY SMC.

| Ref. (Year) | Information molecules                      | Information molecules soluble? | Physical Rx                    | Invasive Rx? |
|-------------|--------------------------------------------|--------------------------------|--------------------------------|--------------|
| [1] (2017)  | Hydrogen ions                              | ✓                              | pH probe                       | ✓            |
| [2] (2017)  | Fluorescent nanoparticles                  | ✗                              | LED + photodiode               | ✗            |
| [3] (2018)  | Superparamagnetic iron oxide nanoparticles | ✗                              | Susceptometer                  | ✗            |
| [4] (2020)  | Glucose                                    | ✓                              | Electrolyte-gated FET          | ✓            |
| [5] (2020)  | Tablesalt                                  | ✓                              | Electrical conductivity reader | ✓            |
| [6] (2022)  | Color pigments                             | ✓                              | Color sensor                   | ✗            |

are a class of fluorescent, biocompatible nanoparticles that can, for example, be synthesized from citric acid. FCQDs exhibit fluorescence upon irradiation with light of a particular wavelength, which is absorbed in the process (absorbance). Moreover, FCQDs show *self-quenching*, i.e., reduced light emission, when they aggregate in large concentrations. This non-linear dependence of the fluorescence emission on the concentration of FCQDs was exploited in the fluorescence-based system proposed in [2] to enhance the communication range as compared to absorbance-based signaling.

The testbed proposed in [2] was extended in [9] to exploit pH-dependent chemical reactions of information molecules in the medium. To this end, fluorescein diacetate was adopted as information molecule in [9]. Fluorescein diacetate submerged in a pH buffer solution undergoes hydrolysis in a pH-dependent manner and converts to fluorescein, a fluorescent molecule. By tuning the pH value of the medium, the received signal could be optimized for different distances between Tx and Rx.

The system designs from [2] and [9] were combined in [10] to implement long-range SMC based on reaction shift keying (RSK). To this end, two types of information molecules were employed, FCQDs and copper ions. In the presence of copper ions, FCQDs are quenched, i.e., their fluorescence emission is

decreased. The absorbance spectrum of the FCQDs, however, is unaltered by the presence of the copper ions. Exploiting this effect, FCQDs are used for synchronization of the Tx and the Rx by means of the absorbance signal in [10], while the copper ions are injected to modulate binary information onto the fluorescence signal. Consequently, the fluorescence signal is used for detection in [10]. The testbed first introduced in [2] was further extended in [11]–[16], and a comprehensive description of the experimental methodology used in these works was published in [17].

**Magnetic susceptibility-based end-to-end SMC:** The long-range SMC testbed proposed in [3] is based on the use of *superparamagnetic iron oxide nanoparticles (SPIONs)* as information molecules. At the Rx, the magnetic property of the SPIONs is exploited for signal detection with a susceptometer, i.e., a coil surrounding the transmission tube at the Rx site. Namely, as the SPIONs pass through the susceptometer, the susceptometer detects the change in the magnetic susceptibility of the transmission medium induced by the presence of the SPIONs. Hence, similar to the testbed design in [2] and in contrast to [1], the received signal is measured non-invasively in [3], cf. Section II in Part I of this survey.

The SPION-based testbed originally introduced in [3] was further developed and comprehensively studied in [18]–[22].

An improved implementation for the Rx originally presented in [3] was introduced in [18]. The physical Rx employed in [3] was characterized in [19] with respect to the impact of the position of the SPIONs inside the susceptometer on the received signal. In [20], the OOK modulation scheme used in [3] was extended to 6-ary concentration shift keying (CSK). Using machine learning-based signal detection, the data rate in [20] was almost doubled as compared to [3], at a BER of 1%. In [21], the testbed from [3] was extended to a MIMO system by introducing fluorescent dyes as an additional type of information molecules besides SPIONs. Consequently, unlike the Rx in [3], the Rx in [21] comprises not only a susceptometer, but also a fluorescence detector to measure the concentration of fluorescent dyes. It was shown in [21] that nearly orthogonal transmission could be achieved between the SPION-based and the fluorescent dye-based channels, leading to an increase in the achievable data rate as compared to [3]. Finally, the testbed introduced in [3] was analyzed comprehensively from a communication theoretic perspective in [22]. The results of this analysis were exploited to devise novel detection methods which, in turn, were validated with the experimental testbed data.

**Glucose-based end-to-end SMC:** In the testbed presented in [4], glucose molecules were employed as information molecules and an electrolyte-gated field-effect transistor (EGFET) was proposed as physical Rx for in-body SMC between implantable biosensors. Binary data was modulated onto the injection of glucose molecules into the medium using OOK. The glucose concentration was measured at the Rx site by a transistor coated with glucose oxidase molecules, a so-called EGFET. Hereby, the received signal generated at the EGFET results from a local change in the pH value caused by the oxidation of glucose that is catalyzed by the immobilized glucose oxidase molecules. In order to measure the glucose molecule concentration, the physical Rx in [4] was immersed into the medium. The authors employed different machine learning-based detection methods and compared the system performances in terms of the BER for different data rates. Interestingly, they found that for the proposed *module-based universal detector* consisting of several different machine learning-based modules, an increased data rate can lead to a reduced BER. This phenomenon is attributed in [4] to the positive impact of increased liquid injection on the suppression of interference between subsequent transmissions at the Rx via the increased washing-out of residual information molecules from the reactive EGFET surface.

**Electrical conductivity-based end-to-end SMC:** In [5], a long-range in-body SMC testbed was introduced that employs tablesalt (NaCl) as information molecule. Binary data is modulated onto the injection of a saline solution into the aqueous medium using OOK. The signal is detected in [5] by an electrical conductivity reader immersed into the physical communication channel at the Rx site. Furthermore, in the testbed proposed in [5], the Tx and the Rx are connected via two tubes of different lengths.

The authors in [5] proposed a novel joint detection and estimation scheme to address the issues of non-causal intersymbol interference (ISI) and long delay spread relative to the

channel coherence time. The proposed scheme is based on an adaptive Viterbi decoder and it is applied to detect binary data transmitted using the testbed setup described above. The authors show that with the proposed scheme a BER of 0.1 can be achieved for the proposed two-path testbed at a data rate of 10 bits per second.

**Color-based end-to-end SMC:** Finally, in [6], color pigments were employed as information carrying molecules and detected non-invasively by a color sensor at the Rx site. In contrast to non-soluble information molecules, for example SPIONs [3], the color pigments dissolve in water and are seamlessly carried by the background flow. Hence, sedimentation of information molecules on the bottom of the channel was minimal in [6]. The feasibility of the proposed setup to achieve reliable transmission of digital data using OOK at a data rate of 0.1 bps (bit per second) was demonstrated in [6]. Furthermore, the pressure and the flow rate of the medium were measured non-invasively, further characterizing the proposed system.

While all experimental works reviewed so far in this section rely on more or less bulky devices for signal transmission and reception, which may be difficult to use in practical in-body applications, the works reviewed in the following section focus on the design of Tx and Rx devices that overcome this issue.

2) *Tx and Rx Design:* In the following, we discuss a Tx and an Rx implementation.

**ssDNA-coated electrode-based Tx:** In [23], a Tx for long-range in-body SMC in the form of an electrode coated with a multilayer film was proposed where each layer of the film in turn is coated with single-stranded DNA (ssDNA). In the proposed Tx design, the molecular signal in the form of ssDNA molecules released from the coated electrode into the surrounding liquid medium is generated in response to an electrical signal applied to the electrode. Specifically, it was demonstrated in [23] that the applied electrical signal causes a gradual release of ssDNA from the Tx. Furthermore, by repeatedly sampling the bulk ssDNA concentration in the medium it was shown in [23] that a stream of digital data could be transmitted with the proposed Tx design using OOK.

**Graphene-based bioFET-based Rx:** A graphene-based field-effect transistor biosensor (bioFET) functionalized with ssDNA as SMC Rx was developed and analyzed in [24]. In the experimental setup in [24], the proposed bioFET was embedded into a microfluidic chamber into which information molecules in the form of ssDNA matching the ssDNA used for functionalization of the bioFET could be introduced in a controlled manner. It was shown that the proposed bioFET is responsive to the presence of information molecules in terms of its source-drain current. Furthermore, it was demonstrated in [24] that binary data modulated onto the concentration of information molecules using OOK could be successfully detected from the received signal at the bioFET. The particularly small form factor and the two-dimensional geometry of the proposed Rx design make it a compelling candidate for the implementation of nanodevices for long-range in-body SMC.

## B. Pipeline and Underwater Communications

In this section, we review experimental works on very large-scale liquid-based SMC.

**Flow-aided SMC in pipeline structures:** References [25]–[27] focus on flow-aided transmission in pipeline-like duct geometries.

In [25], the authors studied the impact of obstacles of different shapes on the signal transmission in a rectangular duct. To this end, fluorescent dyes were injected into a water tank to transmit binary data using OOK. The concentration of fluorescent dyes at the Rx site, 5 m downstream of the injection site, was measured using two different methods. One set of concentration measurements was obtained from camera footage using particle image velocimetry. The other set of measurements was recorded with a fluorometer. Both measurement devices, the camera and the fluorometer, were placed inside the water tank. The water in the tank was subject to flow with different flow rates directed from the Tx towards the Rx.

Exploiting the measurement data obtained in the setup described above, the authors in [25] proposed an additive Gaussian noise model for the received signal and conducted a performance analysis with respect to the received signal-to-noise ratio (SNR) and the Shannon capacity of the system. Evaluating the impact of different types of obstacles on the system performance as compared to the case without obstacles, the authors found that the system performance did not deteriorate in the presence of obstacles. For some cases, even a positive impact of obstacles on the system performance was observed. The authors in [25] argued that this positive effect resulted from the emergence of stable structures, i.e., vortex rings, in the presence of the turbulent flow introduced by the obstacle. Similar phenomena have been observed in air-based SMC experiments in which the transmission medium exhibits turbulent flow [28], [29], cf. Section III.

In [27], the noise distribution of the received signal in an experimental setup very similar to the one in [25] was studied. However, in [27] the statistics of the fluorescence signal emitted by the fluorescent dyes in response to illumination by a planar laser source was studied. In particular, novel noise models under steady and turbulent flow conditions, respectively, were proposed in [27] based on the experimental observations.

In [26], a large-scale liquid-based SMC testbed was proposed. In contrast to [25], [27], the testbed in [26] focuses on the laminar flow regime. In [26], binary information is encoded into the injection of an acidic solution into a pipe with radius 10 cm and length 2 m using OOK. The background flow in the pipe consists of water with a pH value of 7. The change in pH value resulting from the injection of the acidic solution into this background flow is measured using a pH meter.

In addition to experimental investigation, comprehensive modeling was performed in [26]. This included analytical and simulation models to determine the channel impulse response (CIR) of the proposed SMC system, derive the detector, and compute the achievable BER at a given transmission rate. The results obtained from the proposed analytical and simulation models were compared with experimental data and good

agreement was observed. For the proposed SMC setup, BERs of approximately 2 and 6 percent for transmission rates of  $1/27 \text{ s}^{-1}$  and  $1/22 \text{ s}^{-1}$ , respectively, could be achieved in [26].

**Underwater SMC without flow:** Some experimental works on large-scale SMC have considered signal transmission for underwater communication where the signal propagation does not rely on background flow that is directed towards the Rx [30], [31].

In [30], a MIMO SMC system is proposed, where an acidic solution is injected by one out of four Tx tubes into a small-sized box filled with water. The information in this setup is modulated onto the index of the Tx tube by which the solution is injected. At the Rx site, four pH probes are positioned opposite to the Tx tubes to detect the change in pH value in response to the injection of the acidic solution. The signal propagation in [30] relies on the diffusion of protons in the medium and on their initial velocity after injection.

In [31], the physical phenomena of buoyancy and gravity are explored for underwater SMC. In particular, an experimental setup was presented in [31] to explore the possibility of vertical underwater SMC. In this setup, silver-coated hollow glass spheres were injected as information carrying information molecules into a water tank. The particles propagated by buoyancy and gravity, and were carried by the background flow in the tank. Furthermore, they were tracked using a camera. The results presented in [31] suggest a statistical model for the velocity distribution of the information molecules following a Gaussian distribution.

## C. Summary

In this section, we first reviewed different experimental works on long-range in-body SMC. We identified six basic types of long-range in-body SMC testbeds and discussed several extensions to these main testbeds. The system designs of these six main testbeds differ mainly in the choice of information molecules and physical Rx. Some physical Rx proposed in the literature require invasive measurement of the received SMC signal, while others do not. Some information molecules dissolve in the carrier liquid, others do not, cf. Table I. Depending on the specific application, some of these properties may be desirable in practice, and hence guide the system design. We also discussed two works that focus on the design of a practical Tx and a practical Rx for long-range in-body SMC. Finally, we discussed some experimental works on pipeline and underwater SMC. While first promising results were achieved in this context, the suitability of the proposed SMC schemes for practical applications remains to be shown.

## III. AIR-BASED SMC

In this section, we review experimental studies of air-based SMC. We first give an outline of applications that motivate the development of these SMC systems. Then, we review and discuss experiments that explore air-based SMC in unbounded and bounded domains, respectively, cf. Fig. 3. Hence, in this survey, we classify air-based SMC applications upon the existence of boundaries in their environment, which we denote

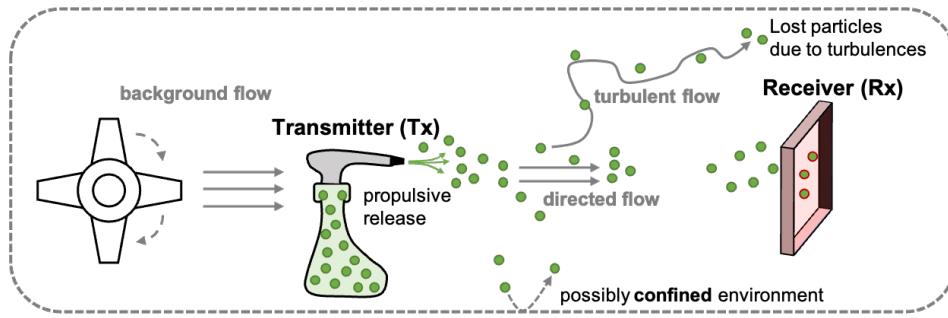


Figure 3. Prototypical setup for air-based SMC. Background flow realized by a fan supports the molecule propagation. Some of the experiments are implemented in confined environments, which additionally impact the molecule propagation. There exist different mechanisms for releasing the information molecules, cf. Table II and Fig. 4. After propagation, the molecules may be detected by the Rx.

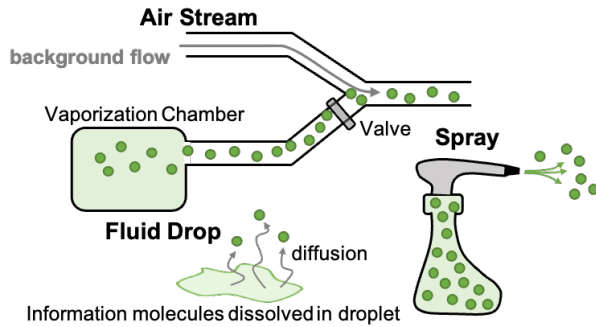


Figure 4. The three different release mechanism used in experimental work on air-based SMC. Molecules are either released by a spray, in vaporized form via an air stream, or dissolved via a fluid drop, cf. Table II.

as *confined environment* and *unconfined environment*, respectively. Next to the environment, for experimental air-based SMC, different release mechanisms and sensing principles have been reported, which we summarize in Table II.

#### A. Main Application Scenarios

The inspiration for many air-based SMC applications is drawn from airborne NMC systems; examples include pheromone communication and odor communication, where chemo-communicative substances, pheromones and odors, respectively, are used as information molecules. In pheromone communication, the behavior of individuals is influenced, which is especially well studied for insects. Different types of pheromones exist for different purposes like communication of threat, food sources, and reproductive states. Understanding the release, propagation, and reception of airborne pheromones and other volatile communication substances helps to develop future air-based SMC systems for communication with living organisms. In the long run, studying air-based NMC systems will provide the necessary chemical, ecological, and technological background to ensure safe use and high effectiveness of SMC for mating disruption or mass trapping of insects in agriculture.

Moreover, studying air-based SMC enables the development of nature-inspired and model-driven Tx and Rx systems, in both pure SMC systems but also in interfaces between living organisms and technical systems. For example, technical

systems for odor detection, like electronic noses, have been developed and are constantly improved. In future, such systems could allow patients suffering from anosmia, i.e., smell blindness, to smell.

An additional motivation of air-based SMC in an unconfined environment is to enable long-range wireless communication in emergency situations, where electromagnetic and optical communication is not available. In particular, similar to NMC based on chemo-communicative substances, the operation of a robot swarm in a search and rescue operation is envisioned to be coordinated by SMC, where one robot upon reaching a missing person guides the other robots by releasing information molecules [38]. In contrast to EM, information molecules do not disappear immediately and remain in fractions in the environment, which can be exploited for pathfinding, i.e., synthetic chemo-communicative substances may help to mark already explored areas and dangerous paths [44].

In confined environments, e.g., in tunnels, caves, and (ventilation-)pipe networks, EM-based communication suffers from high path losses; air-based SMC systems may help to overcome this issue [35].

#### B. Experimental Works

In this section, experiments for air-based SMC are discussed where information was transmitted end-to-end over a physical unbounded (Section III-B1), and bounded (Section III-B2) channel, respectively. Note that also indoor experiments are denoted as unconfined, if the boundaries are far away relatively to the scale of the experimental setup, and therefore do not impair the results of the experiments.

1) *Unconfined Environments*: In unconfined air-based SMC, cf. Fig. 3, the information molecules are released in liquid or gaseous forms by a Tx via spraying [32]–[34], [36], a liquid drop [44], or a stream of air carrying the chemical vapor [38], [39]. The transmission of the information molecules is possibly aided by background airflow towards the Rx, e.g., by a fan [32], [33], [38], or by an initial force at the Tx. This initial force results from the impulsive force in spraying or the large flow speed of the air stream.

**Mobile air stream-based transmission**: One of the earliest experiments, which can be characterized as air-based SMC, is [38], where, inspired by natural pheromone communication, synthetic pheromone-based communication was studied in

Table II  
RELEASE MECHANISM / PHYSICAL RX COMBINATIONS IN EXPERIMENTAL PROTOTYPES FOR AIR-BASED SMC.

| Release mechanism vs. sensing principle                | Metal oxidation | Mass spectrometer | Photo ionization | Fluorescence | Surface acoustic waves |
|--------------------------------------------------------|-----------------|-------------------|------------------|--------------|------------------------|
| <b>Spray (nebulized information molecules)</b>         | ✓ [32]–[35]     | ✗                 | ✗                | ✓ [36], [37] | ✗                      |
| <b>Air stream (vaporized information molecules)</b>    | ✓ [38]          | ✓ [39]–[41]       | ✓ [28], [42]     | ✗            | ✓ [43]                 |
| <b>Fluid droplet (dissolved information molecules)</b> | ✓ [44]          | ✗                 | ✗                | ✗            | ✗                      |

the context of autonomous robots. In particular, in a leader-follower scenario a group of mobile robots was guided by a leading robot, which triggers different cooperative behaviors encoded in different chemicals, namely methylated spirits and eucalyptus oil. The leading robot was equipped with a pump, containers, and fan for steering the released molecules. Furthermore, all robots carried a metal oxide gas sensor for detecting the chemicals and an airflow sensor to measure wind velocity and its direction.

**Mobile fluid droplet-based transmission:** In [44], volatile information molecules dissolved in ethanol were placed as droplets on the ground for path marking and finding. Mobile robots equipped with an artificial olfactory system searched for these volatiles, which vaporize over time. The authors show that the detection reliability can be improved by a fan oriented to the surface, near the Rx unit of the mobile robots, for which a metal oxide gas sensor was used.

**Spray-based transmission:** In contrast to [38], [44], where chemicals were used for coordinating behavior and localization purposes, in [32] air-based SMC was used for an end-to-end transmission of text messages. The text was converted to binary data, which modulate the emission of isopropyl alcohol from an electronically controlled mechanical sprayer. The signal was detected by a metal oxide sensor at the Rx site, which was placed up to 4 m away from the Tx.

The information transmission was evaluated in the presence and in the absence of flow directed from the Tx towards the Rx and induced by a fan. As the testbed in [32] is easily accessible, consisting of off-the-shelf components, many extensions have been proposed since its first appearance. In the following, we highlight some of the extensions to [32].

**Multiple sprays-based transmission:** To achieve higher data rates compared to [32], MIMO air-based SMC systems were proposed and validated for the first time experimentally in [33]. In particular in [33], a 2x2 molecular MIMO system was implemented using algorithms, which were obtained via a MIMO simulator prior to this. The authors showed that data rates of 0.34 bps at an error level of 0.0975 can be achieved for a system with a distance of 90 cm between opposite Tx and Rx and 40 cm between adjacent Tx and Rx, respectively.

**Air stream-based transmission:** In [39], a different realization for the Tx and Rx was proposed. The authors experimented with an evaporation chamber as Tx, which releases volatile organic compounds (VOCs) as information molecules, and a membrane inlet mass spectrometer as Rx, which allows for the detection and identification of a high number of different molecules. In a mass spectrometer, the molecules are ionized, separated based on their mass-to-charge

fractions, and detected. The results are generally represented visually as mass spectrum. The system has also been studied by the same working group for a confined environment [40], [41].

**Mobile spray-based transmission:** In [34], the tabletop experiment in [32] was extended to the case where the Tx is mobile. The authors showed experimentally that for scenarios, where the molecule diffusion was slower than the movement of the Tx, the Rx may detect consecutive bits in an interchanged order. To cope with that challenge, positional distance channel codes were proposed. Computer-based simulations showed a better performance in terms of BER of these codes compared to classical Hamming-distance codes.

**Fluorescent spray-based transmission with high initial velocity:** Different to all previously discussed air-based SMC systems, in [36], experimental research driven by air-based SMC was conducted to explore the air-borne transmission of viruses from a communication engineering perspective. To this end, a human test person emitted fluorescent dyes during an induced cough. The particles' locations were captured in [36] by a high-speed camera. The propagation of information molecules in [36] relied on the impulsive force applied during the molecule release.

2) *Confined Environments:* To study confined air-based SMC systems, experiments are conducted within pipes and boxes, which constitute the boundaries. The Tx and Rx are either attached via confined boxes to a connecting pipe [35], [41], [43] or placed within the pipe [28], [40], [42]. Within the pipe, possibly background flow with adjustable flow speed exists, similar to real world ventilation pipes, which is either controlled by a fan [28], [40], [42] or by a mass flow controller [41]. The motivations of these air-based SMC experiments are variegated.

**Spray-based transmission:** In [35], the different path loss for SMC in a confined environment as compared to EM-based communication was studied. Hereby, the quality of the received signal was evaluated for different metallic pipe topologies, which were straight, single bend (L-shape), double bend (Z-shape), and reverse bend (U-shape). It was shown experimentally that, for some long (> 3.8 m) bent pipes, EM-based communication is unreliable, while air-based SMC using alcohol molecules is slow but feasible. In particular, the experiments revealed that the decay time of the received signal was dependent on the pipe shape and limited the data rate of the transmission in confined air-based SMC.

**Air stream-based transmission with photo ionization detection:** In [28], [42], isopropyl alcohol molecules were employed as information molecules. They were released into the

pipe-shaped communication channel by a computer-controlled valve and sensed by photoionization detectors at the Rx site. A photoionization detector uses high-energy photons to break the molecules into positively charged ions. The ions produce a molecule concentration dependent current, which is measured by the detector. In [28], a Karhunen-Loeve transform was performed based on pilot data, which captured the channel statistics. By the transform, the stochastic process of the end-to-end information transmission was represented as an infinite linear combination of orthogonal functions denoted as motifs. Based on these motifs, detection methods were developed. The authors demonstrated in [28] that relatively large data rates could be achieved, i.e., data rates of 40 bps at a BER of  $10^{-2}$  were shown to be possible. In nature, low concentrations of high-frequency odor pulses can be detected due to high temporal resolution of the olfactory systems in insects [45]. Motivated by this insight, high-frequency pulses of information molecules were used in [42] for data transmission. The authors showed that by matched filtering with the high frequent signal successful detection was possible even for settings with low transmit signal concentrations and background noise. In particular, the authors state that detection was possible nearly two orders of magnitude below the nominal detection limit of the sensor.

**”Moth-on-a-chip”:** In [43], the biosynthesis of pheromones and their detection was investigated, whereas inspiration was drawn from pheromone signaling of the moth *Spodoptera littoralis*. In particular, the Tx synthesized different moth specific pheromone components, which were released via vaporization. The ligand binding at the olfactory receptors was implemented using a parallel array of human embryonic kidney cells, which carried the receptors. The binding of the ligands could be detected via surface acoustic wave devices. Furthermore, a neuronal post-processing model, which mimics the signal processing in the antenna lobes, i.e., the olfactory brain area of insects, had been developed. The authors state that the experiment in [43] aims to obtain a ”moth-on-a-chip” to support pest management research in the long run.

**Air stream-based transmission with mass spectrometer detection:** In [40] and [41], acetone molecules and odors (single molecules or mixtures), respectively, were released as VOCs from an evaporation chamber, transmitted over a pipe-shaped  $N_2$  gas stream channel, and detected by a membrane inlet mass spectrometer. The same authors analyzed the same system without a pipe in [39]. In [40], an analytical channel model was presented for the confined air-based SMC systems. Hereby, the channel boundaries were incorporated by the method of images. The authors stated that their theoretically derived received signals showed general agreement with the experimentally obtained results. Furthermore, a difference in the maximum signal amplitude was observed, which may have been caused by interactions between the membrane used in the detector and acetone. In [41], an end-to-end odor-based wireless transmission was proposed as ”odornet”, which allows for transmissions up to a distance of 3 m. The odornet emitter is able to control the vaporization and release of up to three individual volatile information molecules, which are mixed together in a mixing chamber. Experiments were

conducted for varying concentrations of the molecules, vaporization temperatures, the inner diameter and the length of the tube, and the flow rate of the background gas stream.

**Fluorescent spray-based:** In [37], fluorescein molecules dissolved in water were shot into a tube by a spray nozzle and detected using a light-emitting diode and a camera. The propagation of the information molecules in the testbed proposed in [37] relies mainly on the initial velocity of the particles. This is different from the other testbeds reviewed in this section that employ background flow for the transport of the information molecules.

### C. Summary

In this section, we reviewed different experimental works on air-based SMC. We classified the experiments according to the existence of boundaries in the environment and the applied release mechanisms and sensing principles, cf. Table II. The reviewed works presented promising experiments towards future air-based SMC applications, including mobile robots, natural pheromone-based SMC, and SMC based on high-frequency, low-concentration pulses of information molecules.

## IV. CONCLUSIONS AND OUTLOOK

In this part of our survey of experimental works on SMC, we have reviewed long-range SMC systems.

First, we have discussed several main types of prototypes for long-range in-body SMC. We have categorized them according to the combination of information molecules and physical Rxs they comprise. In summary, when we compare the experimental works on long-range in-body SMC reviewed in this paper with the works on short-range in-body SMC reviewed in Part I of this survey, we observe that a more elaborate communication theoretic system design has often been provided for the former ones as compared to the latter ones. The design of efficient detectors, for example, is more frequently considered in long-range systems. Furthermore, several extensions were reported for different main experimental long-range in-body SMC prototypes to develop them further in terms of the achievable data rate or the reliability of the transmission.

We could identify the following future research directions in this field:

**Tx and Rx design:** Although several different experimental works on long-range in-body SMC exist, few have considered the design of practical Tx and Rx. However, for the transition of SMC towards a practical communication paradigm for in-body communication, such designs need to be developed.

**Realistic physical channels:** The experimental works on long-range in-body SMC mimic the human cardio-vascular system with artificial tube-structures that oversimplify the real-world environment. First, the material of the tubes is very different from the tissue that surrounds blood vessels. Consequently, it is likely that the interaction of information molecules with the physical channel in a real-world application will be different from the interaction with the experimental environment, e.g., due to different friction coefficients at the respective channel boundaries. Second, the topologies, i.e., junctions, etc., of the propagation channels considered in SMC



experiments are much simpler than the real-world channels. It seems likely, however, that the topology of the channel has a significant impact on the signal propagation and that oversimplified models potentially underestimate the propagation loss in real-world channels. In the future, sophisticated additive manufacturing techniques may provide more complex channel structures which are more similar to biological tissue. Such models can help to improve the prediction of real-world channels in better fitting testbeds.

**SMC in the blood stream with volatile and odorous substances and external detection:** Another direction for future research are volatile and odorous substances traveling the human body with the blood stream. Some of those substances serve as means of communication, e.g., about nutritional or health status, and are even used as diagnostic markers, e.g., in relation to the communication and detection of cancer. In this example, SMC crosses both media, i.e., odorous and volatile signals pass from aqueous to gaseous phase, thereby transmitting their information. Since invasive sensing devices are prone to the risk of infections, medical experts seek to exploit the aforementioned phenomenon to develop external non-invasive sensors, e.g., for the early detection of diseases. SMC could provide a valuable tool for the design of such systems.

We have also reviewed experimental works on air-based SMC in this paper. The main combinations of release mechanisms and sensing principles for this type of SMC systems were discussed and the reviewed experimental contributions were categorized accordingly. Based on our survey, we have identified the following potential directions for future research in this area:

**Generalization of the conceptual framework for air-based SMC:** In future, this categorization might be based on general principles of SMC rather than individual technological solutions. Such principles include physico-chemical, biological and physiological principles, and categorization could be achieved by considering, e.g., temporal and spatial aspects for the signal transmission by the Tx, and, e.g., specificity, sensitivity, and response behavior for the Rx.

**Natural olfaction-inspired transmission and sensing for air-based SMC:** The next generation of air-based SMC systems could benefit from NMC systems like olfaction and other natural detection systems of airborne molecular information. In these systems, multiple examples exist for different release mechanisms allowing for a temporally and spatially precise delivery of information, which ideally is robust under different environmental conditions. Analogously, different sensing principles have evolved, ranging from variously shaped detection organs to specific sampling behavior. Air-water transitions also play an important role here. The mammalian olfactory epithelium, for instance, is an aqueous phase which serves pre-concentration and transformation purposes.

**Requirements engineering:** At the current stage of the research on air-based SMC systems, it is very difficult to assess the quality and performance of a specific system design. This is mainly due to the fact that the requirements imposed by specific target applications are not clear. Carefully defined design goals and constraints, respectively, are, however, required as

selectors for the further evolution of practical air-based SMC prototypes.

**Optimization of mixed systems based on SMC research:** We consider here as mixed systems those molecular communication systems that involve either a natural Tx or a natural Rx. Examples for such mixed systems are numerous, some have also been mentioned above as part of the motivation for studying air-based SMC systems. Future research driven by the SMC community, including theory-driven optimization of Tx or Rx designs, could help to further advance these mixed systems. For example, this could help to reliably monitor food quality before and after harvesting by optimizing the parameters relevant for the signal transmission between synthetic Rxs (e.g., used for measuring molecules indicating ripeness or spoilage) and the natural Txs (e.g., fruits in the field or in the warehouse). Similarly, synthetic Txs (e.g., pheromone traps) could be optimized in a way that they can be safely used and have maximum efficiency under different environmental conditions.

Despite the existing research challenges, we believe that future experiments together with theoretical modeling will reveal the operational principles of air-based SMC that will eventually be the basis for the development of advanced technologies allowing for precise delivery and sensing of airborne chemical information in different surroundings.

## REFERENCES

- [1] N. Farsad, D. Pan, and A. Goldsmith, "A novel experimental platform for in-vessel multi-chemical molecular communications," in *Proc. IEEE Global Commun. Conf.*, 2017, pp. 1–6.
- [2] N. Tuccitto, G. Li-Destri, G. M. L. Messina, and G. Marletta, "Fluorescent quantum dots make feasible long-range transmission of molecular bits," *J. Phys. Chem. Lett.*, vol. 8, no. 16, pp. 3861–3866, 2017.
- [3] H. Unterweger, J. Kirchner, W. Wicke, A. Ahmadzadeh, D. Ahmed, V. Jamali, C. Alexiou, G. Fischer, and R. Schober, "Experimental molecular communication testbed based on magnetic nanoparticles in duct flow," in *Proc. 19th IEEE Int. Workshop Sig. Proc. Adv. Wirel. Commun.*, 2018, pp. 1–5.
- [4] B.-H. Koo, H. J. Kim, J.-Y. Kwon, and C.-B. Chae, "Deep learning-based human implantable nano molecular communications," in *Proc. IEEE Int. Conf. Commun.*, 2020, pp. 1–7.
- [5] J. Wang, D. Hu, C. Shetty, and H. Hassanieh, "Understanding and embracing the complexities of the molecular communication channel in liquids," in *Proc. 26th Annual Int. Conf. Mobile Comp. Netw.*, London, United Kingdom, 2020, pp. 1–15.
- [6] W. Pan, X. Chen, X. Yang, N. Zhao, L. Meng, and F. H. Shah, "A molecular communication platform based on body area nanonetwork," *Nanomaterials*, vol. 12, no. 4, 2022.
- [7] N. Farsad and A. Goldsmith, "Neural network detection of data sequences in communication systems," *IEEE Trans. Sig. Proc.*, vol. 66, no. 21, pp. 5663–5678, 2018.
- [8] C. Lee, B. Koo, and C. Chae, "Molecular MIMO communications platform with BTKS for in-vessel network systems," in *Proc. 12th EAI Int. Conf. Bio-insp. Inform. Commun. Technol.*, 2020, pp. 289–293.
- [9] N. Tuccitto, G. Li-Destri, G. M. L. Messina, and G. Marletta, "Reactive messengers for digital molecular communication with variable transmitter–receiver distance," *Phys. Chem. Chem. Phys.*, vol. 20, pp. 30 312–30 320, 2018.
- [10] L. Fichera, G. Li-Destri, R. Ruffino, G. M. L. Messina, and N. Tuccitto, "Reactive nanomessengers for artificial chemical communication," *Phys. Chem. Chem. Phys.*, vol. 21, pp. 16 223–16 229, 2019.
- [11] G. Li-Destri, L. Fichera, A. Zammataro, G. Trusso Sfrassetto, and N. Tuccitto, "Self-assembled carbon nanoparticles as messengers for artificial chemical communication," *Nanoscale*, vol. 11, pp. 14 203–14 209, 2019.
- [12] L. Fichera, G. Li-Destri, and N. Tuccitto, "Fluorescent nanoparticle-based internet of things," *Nanoscale*, vol. 12, pp. 9817–9823, 2020.

- [13] —, “Graphene quantum dots enable digital communication through biological fluids,” *Carbon*, vol. 182, pp. 847–855, 2021.
- [14] F. Cali, V. Cantaro, L. Fichera, R. Ruffino, G. Trusso Sfrazzetto, G. Li-Destri, and N. Tuccitto, “Carbon quantum dots from lemon waste enable communication among biodevices,” *Chemosens.*, vol. 9, no. 8, 2021.
- [15] F. Cali, L. Fichera, G. Trusso Sfrazzetto, G. Nicotra, G. Sfuncia, E. Bruno, L. Lanzanò, I. Barbagallo, G. Li-Destri, and N. Tuccitto, “Fluorescent nanoparticles for reliable communication among implantable medical devices,” *Carbon*, vol. 190, pp. 262–275, 2022.
- [16] F. Cali, L. Fichera, and N. Tuccitto, “Effect of channel radius on fluorescent nanoparticle based molecular communication,” *Chemosens.*, vol. 10, no. 1, 2022.
- [17] —, “Comprehensive step-by-step procedure to setup a molecular communication through liquid experiment,” *MethodsX*, vol. 9, p. 101736, 2022.
- [18] M. Bartunik, M. Lübke, H. Unterweger, C. Alexiou, S. Meyer, D. Ahmed, G. Fischer, W. Wicke, V. Jamali, R. Schober, and J. Kirchner, “Novel receiver for superparamagnetic iron oxide nanoparticles in a molecular communication setting,” in *Proc. 6th ACM Int. Conf. Nanosc. Comp. Commun.*, Dublin, Ireland, 2019.
- [19] D. Ahmed, H. Unterweger, G. Fischer, R. Schober, and J. Kirchner, “Characterization of an inductance-based detector in molecular communication testbed based on superparamagnetic iron oxide nanoparticles,” in *Proc. IEEE SENSORS*, 2019, pp. 1–4.
- [20] M. Bartunik, T. Thalhofer, C. Wald, M. Richter, G. Fischer, and J. Kirchner, “Amplitude modulation in a molecular communication testbed with superparamagnetic iron oxide nanoparticles and a micropump,” in *Body Area Networks. Smart IoT and Big Data for Intelligent Health*, M. M. Alam, M. Hämäläinen, L. Mucchi, I. K. Niazi, and Y. Le Moulec, Eds. Cham: Springer International Publishing, 2020, pp. 92–105.
- [21] M. Bartunik, M. Streb, H. Unterweger, J. Haller, and J. Kirchner, “Increasing the channel capacity: Parallel data transmission in a testbed for molecular communication,” in *Proc. 8th ACM Int. Conf. Nanosc. Comp. Commun.*, Virtual Event, Italy, 2021.
- [22] W. Wicke, H. Unterweger, J. Kirchner, L. Brand, A. Ahmadzadeh, D. Ahmed, V. Jamali, C. Alexiou, G. Fischer, and R. Schober, “Experimental system for molecular communication in pipe flow with magnetic nanoparticles,” *IEEE Trans. Mol. Biol. Multi-Scale Commun.*, vol. 8, no. 2, pp. 56–71, 2022.
- [23] T. Luo, R. Zheng, J. Song, L. Lin, and H. Yan, “A small-scale modulator of electric-to-biological signal conversion for synthetic molecular communications,” in *Proc. IEEE Int. Conf. Commun.*, 2020, pp. 1–7.
- [24] M. Kuscü, H. Ramezani, E. Dinc, S. Akhavan, and O. B. Akan, “Fabrication and microfluidic analysis of graphene-based molecular communication receiver for Internet of Nano Things (IoNT),” *Sci. Rep.*, vol. 11, no. 1, pp. 1–20, Oct. 2021.
- [25] I. Atthanayake, S. Esfahani, P. Denissenko, I. Guymer, P. J. Thomas, and W. Guo, “Experimental molecular communications in obstacle rich fluids,” in *Proc. 5th ACM Int. Conf. Nanosc. Comp. Commun.*, Reykjavik, Iceland, 2018.
- [26] L. Khaloopour, S. V. Rouzegar, A. Azizi, A. Hosseinian, M. Farahnak-Ghazani, N. Bagheri, M. Mirmohseni, H. Arjmandi, R. Mosayebi, and M. Nasiri-Kenari, “An experimental platform for macro-scale fluidic medium molecular communication,” *IEEE Trans. Mol. Biol. Multi-Scale Commun.*, vol. 5, no. 3, pp. 163–175, 2019.
- [27] M. Abbaszadeh, W. Li, L. Lin, I. White, P. Denissenko, P. J. Thomas, and W. Guo, “Mutual information and noise distributions of molecular signals using laser induced fluorescence,” in *Proc. IEEE Global Commun. Conf.*, 2019, pp. 1–6.
- [28] M. Ozmen, E. Kennedy, J. Rose, P. Shakya, J. K. Rosenstein, and C. Rose, “High speed chemical vapor communication using photoionization detectors in turbulent flow,” *IEEE Trans. Mol. Biol. Multi-Scale Commun.*, vol. 4, no. 3, pp. 160–170, 2018.
- [29] M. Abbaszadeh, P. J. Thomas, and W. Guo, “Toward high capacity molecular communications using sequential vortex rings,” *IEEE Trans. Mol. Biol. Multi-Scale Commun.*, vol. 4, no. 1, pp. 39–42, 2018.
- [30] Y. Huang, M. Wen, L.-L. Yang, C.-B. Chae, X. Chen, and Y. Tang, “Space shift keying for molecular communication: Theory and experiment,” in *Proc. IEEE Global Commun. Conf.*, 2019, pp. 1–6.
- [31] W. Guo, I. Atthanayake, and P. Thomas, “Vertical underwater molecular communications via buoyancy: Gaussian velocity distribution of signal,” in *Proc. IEEE Int. Conf. Commun.*, 2020, pp. 1–6.
- [32] N. Farsad, W. Guo, and A. W. Eckford, “Tabletop molecular communication: Text messages through chemical signals,” *PloS one*, vol. 8, no. 12, p. e82935, 2013.
- [33] B.-H. Koo, C. Lee, H. B. Yilmaz, N. Farsad, A. Eckford, and C.-B. Chae, “Molecular MIMO: From theory to prototype,” *IEEE J. Sel. Areas Commun.*, vol. 34, no. 3, pp. 600–614, 2016.
- [34] S. Qiu, T. Asyhari, and W. Guo, “Mobile molecular communications: Positional-distance codes,” in *Proc. IEEE 17th Int. Workshop Sig. Proc. Adv. Wirel. Commun.*, 2016, pp. 1–5.
- [35] S. Qiu, W. Guo, S. Wang, N. Farsad, and A. Eckford, “A molecular communication link for monitoring in confined environments,” in *Proc. IEEE Int. Conf. Commun.*, 2014, pp. 718–723.
- [36] M. Schurwanz, P. A. Hoeher, S. Bhattacharjee, M. Damrath, L. Stratmann, and F. Dressler, “Duality between coronavirus transmission and air-based macroscopic molecular communication,” *IEEE Trans. Mol. Biol. Multi-Scale Commun.*, vol. 7, no. 3, pp. 200–208, 2021.
- [37] S. Bhattacharjee, M. Damrath, F. Bronner, L. Stratmann, J. P. Drees, F. Dressler, and P. A. Hoeher, “A testbed and simulation framework for air-based molecular communication using fluorescein,” in *Proc. 7th ACM Int. Conf. Nanosc. Comp. Commun.*, Virtual Event, USA, 2020.
- [38] A. H. Purnamadajaja and R. A. Russell, “Guiding robots’ behaviors using pheromone communication,” *Autonomous Robots*, vol. 23, no. 2, pp. 113–130, 2007.
- [39] D. T. McGuinness, S. Giannoukos, A. Marshall, and S. Taylor, “Experimental results on the open-air transmission of macro-molecular communication using membrane inlet mass spectrometry,” *IEEE Commun. Lett.*, vol. 22, no. 12, pp. 2567–2570, 2018.
- [40] D. T. McGuinness, S. Giannoukos, S. Taylor, and A. Marshall, “Experimental and analytical analysis of macro-scale molecular communications within closed boundaries,” *IEEE Trans. Mol. Biol. Multi-Scale Commun.*, pp. 44–55, 2019.
- [41] S. Giannoukos, A. Marshall, S. Taylor, and J. Smith, “Molecular communication over gas stream channels using portable mass spectrometry,” *J. Am. Soc. Mass Spectrom.*, vol. 28, no. 11, pp. 2371–2383, 2017, pMID: 28733965.
- [42] P. Shakya, E. Kennedy, C. Rose, and J. K. Rosenstein, “Correlated transmission and detection of concentration-modulated chemical vapor plumes,” *IEEE Sens. J.*, vol. 18, no. 16, pp. 6504–6509, 2018.
- [43] M. Cole, J. Gardner, Z. Ráczu, S. Pathak, T. Pearce, J. Challiss, D. Markovic, A. Guerrero, L. Muñoz, G. Carot, B. Hansson, S. Olsson, L. Kübler, J. G. E. Gardeniens, N. Dimov, and W. Bula, “Biomimetic insect infochemical communication system,” in *Proc. IEEE SENSORS*, 2009, pp. 1358–1361.
- [44] P. Sousa, L. Marques, and A. T. de Almeida, “Toward chemical-trail following robots,” in *Proc. 7th Int. Conf. Machine Learn. Appl.*, 2008, pp. 489–494.
- [45] P. Szyszka, R. C. Gerkin, C. G. Galizia, and B. H. Smith, “High-speed odor transduction and pulse tracking by insect olfactory receptor neurons,” *Proc. Natl. Acad. Sci.*, vol. 111, no. 47, pp. 16925–16930, Oct. 2014.