



OPTIMIZATION OF THE ANALYSIS OF DATA OF VITAL EVENTS USING THREADS

Coasaca Callacondo Rubi melania

rcoasacac@est.unap.edu.pe

Chata Iscarra Grylia Yaneth

gchatai@est.unap.edu.pe

Fred Torres-Cruz

ftorres@unap.edu.pe

28 November 2022

Abstra

Objective: Optimize the time of data analysis of Vital Events (births, deaths and marriages) using Threads.

Methodology: A code was created in python without threads and another with threads, after He performed 5 tests with a single attribute and with 1,2,3,4,5,6,7,8 and 9 attributes this was done in both codes with the same amount of data, to know if the python code with threads is optimal when parsing Vital Facts data.

Results: The python code with Threads turned out to be the most optimal since it optimized the compilation time of the 5 tests with 1 attribute by 16attributes was obtained as a result that the more attributes you group, the more effective the use of threads.

Conclusion: Python code with threads is more optimal than code without threads Therefore, it is concluded that the implementation of threads is recommended in the analysis of data in similar works.

Introduction:

Peru generates millions of data records daily, one of those records are the Vital Facts (births, deaths and marriages), this record is increasing day by day due to the fact that record events are generated daily. As there is such a large amount of data, the analysis of said data takes time and as a

solution to this problem, what is intended in this study is to optimize the analysis of 500,000 data from the Vital Events registry, implementing a code in python where the data analysis will be optimized through parallel computing, implementing threads. This optimization will be demonstrated by the read time and compile count of 9 attributes.

Methodology:

Parallel computing: Computing parallel divides a big problem into several parts small, separate, sometimes similar can be executed simultaneously by multiple processors that communicate through shared memory, the results are finally they execute as if the work had been done in a single general algorithm.

Threads: Threads are multiple threads running simultaneously in parallel and performing different tasks in a single program, [7] Memory-sharing threads will be created to speed up the process of reading and counting the 500000 data with 9 attributes.

Data: The data corresponds to the National Open Data Platform, Governance Vital Facts option, which can be viewed at the following link:bit.ly/3udD9Wh This information is provided by the National Institute of Statistics and Information ethics - INEI, source-RENIEC.

Data description: We will work with 500,000 vital event data that are in CSV format, containing 9 attributes. The last time this data was updated was in September 2022. The data contains registrations of births, deaths, and marriages registered in civil status registry offices nationwide, broken down by year and month of registration, sex, vital event, type of registration, department, province and district where the registration was made.

Data Dictionary:

Attribute	Description	Datatype
REGISTRATION_YEAR	Enrollment Record Year	Text
REGISTRATION_MONTH	Month of registration of the event	Text
CODE_SEX	Sex of the record holder	Text
CODE_DONE	Vital event (Births, marriages or deaths)	Text
CODE_REGISTRATION_1	Type of registration: Ordinary, extemporaneous, judicial, foreign, etc.)	Text
CODE_REGISTRATION_2	Record of registration or generating record	Text
DEPA_CONT_1	Department where registration was made	Text
PROV_COUNTRY_1	Province where registration was made	Text
DIST_CITY_1	District where registration was made	Text

Implementation Logic: A code will be made in python language where parallel computation will be applied implementing threads [8]

- Load the data of Vital Facts that are in CSV format, the code is in python language but it is executed in google colab.

- The code starts reading and counting the data until it finishes all the traversal of the requested attribute.

- Performs a reading and counting of 500,000 data, with 1, 2 or up to 9 attributes that are indicated to the code.

- The reading and counting of the 500000 data is done in parallel, shortening the execution time through the implementation of threads.

Implementation: The following libraries, functions and coherence were used to make the python codes with threads and without threads. -the pandas library is used for the export and processing of the 500000 data.

-The time library is in charge of controlling the execution time of the data.

-The threading library allows code to execute multiple operations simultaneously.

-The Numpy library is used to create matrices faster and store a large amount of information. [2]

-The data is imported, we continue with the extraction of the data attributes; and select the attributes to work with.

-The timer starts once the attributes have been assigned to it.

-The function count data is in charge of counting all the data that belongs to the requested attribute.

-It begins with the first attribute that was assigned and its respective reading and count.

-Successively, it is passed from attribute to attribute with its respective count according to the requested attribute.

-Prints the amount of data and the time it took to count and read it.

Pseudocode: Pseudocode is one of the most widely used methods for designing algorithms, and it is independent of the programming language that is going to be used. [11]

Pseudocode: [3]

beginning

export database

read database

database loop

extract attributes

remove attributes not entered

function count(attribute)

accountant

loop data in database

if data == attribute

counter+1

print counter

attribute in attribute loop

start thread (count, attribute)

```
import pandas as pd
import numpy as np
import time
```

```
for i in data.index:
    if data[v][i] not in clase:
        clase.append(data[v][i])
        cont.insert(clase.index(data[v][i]), 1)
    else:
        cont[clase.index(data[v][i])] += 1
print(v)
for i in clase:
    print(i + ":")
    print(cont[clase.index(i)])
end = time.time()
print("Done, time taken", end - start)
```

libraries and code with threads:

```
import pandas as pd
import time
from threading import Lock, Thread
```

```
start = time.time()
for v in atributos:
    print("hilo "+str(atributos.index(v)))
    t = Thread(target=contar,args = (v,data))
    t.start()
t.join()
```

The python code is shown where it performs a reading and a count of the data according to the requested attributes, then only the part of lines of code where the threads are implemented.

Results:

In both codes the 500000 were compiled data of vital events first with 1 attribute, 2 attributes,..., until completing the 9 attributes, likewise 5 tests were carried out with 5 independent attributes (year, month of registration, sex, event and registration 1) .

Libraries and threadless code:

Time difference with 9 attributes:

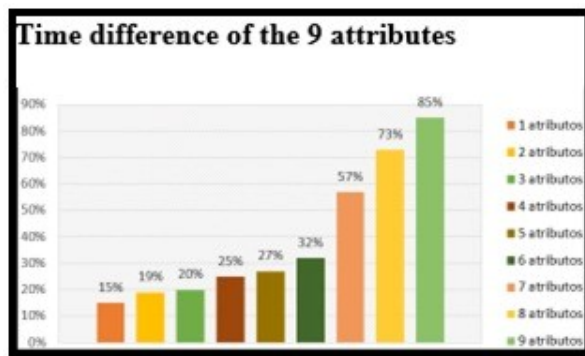
attributes	Compile time		Time difference (%)
	Without threads	With threads	
1	232.3663998	213.1211798	20.7%
2	225.3104243	205.8117213	19.2%
3	221.7641857	201.9206567	19.4%
4	226.0203583	205.9935672	19.8%
5	228.8250995	209.8369839	20%
6	255.7286234	236.1488495	18.9%
7	211.1879025	187.7333343	19.5%
8	241.0740626	222.0782423	21.4%
9	242.9323359	223.7528777	18.9%
10	232.3663998	213.1211798	19.1%

threads. Therefore, we say that we can obtain response times and the percentage of improvement according to the number of attributes analyzed, resulting in a percentage of between 60% to 65% improvement in each test, as can be seen in the following table.

- H_0 = There is no significant difference in response times
- H_1 = There is a significant difference in response times

	Prueba de medias						
	t	df	Sig. (2 tailed)	Mean Difference	Std. Error Difference	95% Confidence Interval of the Difference	
						Lower	Upper
Datos	-24,043	17	,000	-16,89452	,69712	-18,34423	-15,33432
	-24,043	9,214	,000	-16,89452	,69712	-18,34423	-15,21421

Graphic:



Interpretation: Applying the means test on the data obtained with an Alpha equal to 0.05, we reject the null hypothesis, which means that if there is a significant difference in the response when comparing both in the year and registration of a total of 500000 data.

Time difference of 5 tests:

Tests	Compile time		Time difference (%)
	Without threads	With threads	
1	5.256921529798975	5.102679014205933	15%
2	5.335506439208984	5.197928428649902	14%
3	5.15278930664062	4.9940960407257	16%
4	5.184887409210205	5.026702404022217	16%
5	5.10582280158996	4.93348098754882	17%

Interpretation: In the Bar Graph it is visualized that the difference that exists between attribute 1 and attribute 9 is wide, it is also observed that the bars are in ascending order, this leads us to say that the more attributes are compiled, the more effective the use of threads.

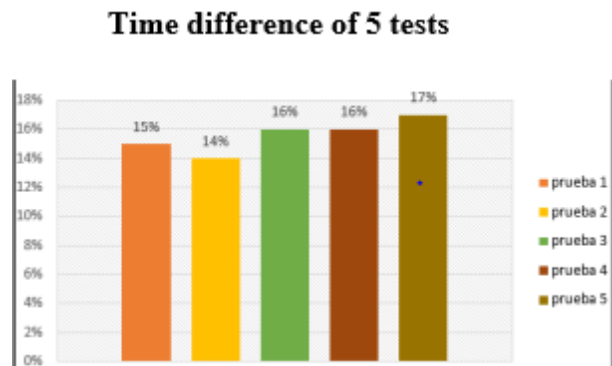
mean test:

Groups	N(attributes)	Half	Standard deviation	Mean Standard Deviation
Data with threads	9	16,56789342	,4957622161	,0953356132
without threads	9	42,55872547	3,1235762216	,8957626178

Interpretation:

According to the table, it can be seen that in the data analyzed without optimization we have an average of 42.55872547 seconds while with optimization we have an average of 16.56789342 seconds, which indicates that it is better to use optimization through

Graphic:



Interpretation: The bar graph shows that the difference between test 1 and test 5 is

almost similar, this leads us to say that by individually compiling each attribute, a 16% improvement can be seen when using threads.

average: To do this we will use the following formula:

$$\bar{x} = \frac{x_1 + x_2 \dots + x_n}{n}$$

$$\bar{x} = \frac{15 + 14 + 16 + 16 + 17}{5}$$

$$\bar{x} = 16$$

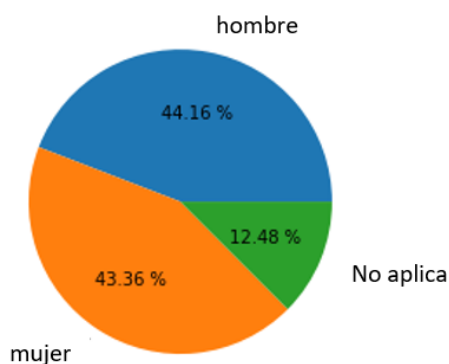
Interpretation: The average of the differences of the 5 tests with independent attributes between the python code with threads and the python code without threads is 16%.

Conclusion:

A noticeable difference is seen between the difference of the 9 attributes as well as in the 5 tests carried out on individual attributes using threads. Therefore, it is concluded that using threads is effective for similar cases where data analysis is required to be more optimal.

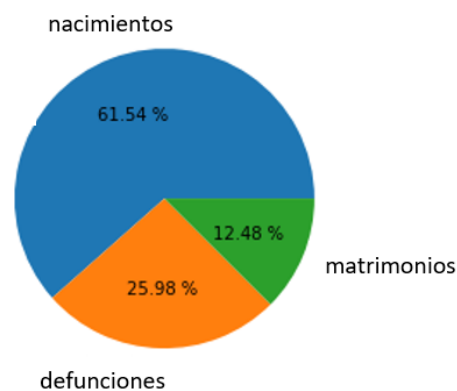
Observations on the data:

Graphic attribute Sex:



Interpretation: The pie chart shows us that the holder of the document was 44.16% male, 43.36% female, and 12.48% not applicable. in the registry of vital events with 500,000 data. From which it can be deduced that it was men and women who were the most holders of the minutes while it did not apply, it was very low.

Graph attribute Done:



Interpretation: The pie chart shows us that there were 61.54% births, 25.98% deaths and 12.48% marriages. in the registry of vital events with 500,000 data. From which it can be deduced that there were more births than deaths and marriages and it is also visualized that the percentage of marriages is half of the deaths.

Discussion:

It was proposed to reduce the processing time of large amounts of data in a case of three measures of semantic similarity in the field of biology using parallel processing, as a result a reduction in time was achieved that gradually increases with the increase in data. [1]

Visual information data processing is important in homes when making a comparison of which language adjusts to the processing conditions, as a result it was obtained that the code is more effective in

Python processing images in parallel using threads since it receives the same image but processing it on different threads. [5]

In general, data processing also usually includes queries, algorithms for query processing of context-free routes, this can include an endless number of symbols which reflects execution time. It was evaluated through tests in Go and Python, a biology database was used and as a result, performance gains were demonstrated when using threads and not only working with a single process. [12]

Projecting billions and millions of longitude and latitude location data onto hundreds of thousands of highly irregular population census block polygons is computationally challenging and can be implemented in any scripting language such as Python. the tests were divided into simple and fast as a result it is appreciated that the fast approach exploits the optimizations through threads, achieving quick integration of location and demographic data. [9]

If it is proposed to implement and evaluate two error propagation metrics first error propagation through structured data second location corruption fraction both software and hardware, both metrics were evaluated by running single threads and multiple threads, which demonstrated that using multithreading is more effective detecting both metrics. [14]

It is observed that the efficiency of the journey optimizes and speeds up the processing time of large amounts of data in the broader field of analysis through open source projects and industry projects, using parallel processing and as a result a potential reduction was achieved. of time that is beneficially increased by the increase in data mining. [6]

It has been carried out in order to process the large data on the Markov chain Monte Carlo Algorithm, it was possible to observe

the speed of time was considerable and satisfactory at the moment of parallelization processing through the implementation of threads that optimize and is the best handling of reads at compile time. [10]

an explosion of software tools have been created to process these data files in order to facilitate this, a library was produced from the original SAMtools implementation, with a focus on performance and robustness performance has improved considerably, with a BAM read and write loop that runs 5 times faster and a conversion from BAM to SAM 13 times faster and at the time of processing the large data it was possible to observe the speed of time was satisfactory at the time of parallelization processing through the threads implementation that optimizes and is the best when compiling. [4]

Especially in data development parsing algorithms While true when processing data and compiling code with threads they provide powerful tools to speed up the development process, on the other hand, by specializing the interpreter for a given script. Loops in the specialized code can then be parallelized to further improve performance time. [13]

A code was implemented in order to optimize the time in parallel with threads when processing a large amount of data that have made possible important advances in computer science thanks to the computing power and the consequent impossibility of analyzing and understanding the results with the current techniques. The Neurolytics implementation is primarily focused on simulation neuroscience to help scientists structure and understand the results of their experiments in a fast and efficient way. [15]

References

- [1] A.M. Almasoud, H.S. Al-Khalifa, and A.S. Al-Salman. Handling big data

- scalability in biological domain using parallel and distributed processing: A case of three biological semantic similarity measures. *BioMed Research International*, 2019, 2019. cited By 2.
- [2] Alexander David Andrango Ayo. Implementación de un sistema de detección de monedas por visión artificial: Sistema de detección de patrones simples de monedas. B.S. thesis, Quito: EPN, 2022., 2022.
- [3] Matías S Ávalos. 1. resolución de problemas.
- [4] James K Bonfield, John Marshall, Petr Danecek, Heng Li, Valeriu Ohan, Andrew Whitwham, Thomas Keane, and Robert M Davies. Htslib: C library for reading/writing high-throughput sequencing data. *Giga-science*, 10(2):giab007, 2021.
- [5] A. Bustamante, L.M. Belmonte, R. Morales, A. Pereira, and A. Fernández-Caballero. Video processing from a virtual unmanned aerial vehicle: Comparing two approaches to using opencv in unity. *Applied Sciences (Switzerland)*, 12(12), 2022. cited By 0.
- [6] Fabian Heseding, Willy Scheibel, and Jürgen Döllner. Tooling for time-and space-efficient git repository mining. *arXiv preprint arXiv:2205.01351*, 2022.
- [7] Mario Ibáñez Bolado et al. Paralelización de técnicas de toma de decisiones en empresas de acuicultura. 2022.
- [8] Oriel Keba Manianga et al. Aplicación de cómputo en paralelo basado en threads en el cálculo de métricas usadas en el análisis armónico. 2021.
- [9] J. Kepner, A. Kipf, D. Engwirda, N. Vembar, M. Jones, L. Milechin, V. Gadepally, C. Hill, T. Kraska, W. Arcand, D. Bestor, W. Bergeron, C. Byun, M. Hubbell, M. Houle, A. Kirby, A. Klein, J. Mullen, A. Prout, A. Reuther, A. Rosa, S. Samsi, C. Yee, and P. Michaleas. Fast mapping onto census blocks. 2020. cited By 2.
- [10] Botao Li, Synge Todo, Anthony C Maggs, and Werner Krauth. Multi-threaded event-chain monte carlo with local times. *Computer Physics Communications*, 261:107702, 2021.
- [11] Antonio López García and Jaime Urquiza-Fuentes. Experiencias de uso del pseudocódigo y java en la enseñanza de programación en ciclos formativos y bachillerato. 2022.
- [12] C.M. Medeiros, M.A. Musicante, and U.S. Costa. Querying graph databases using context-free grammars. *Journal of Computer Languages*, 68, 2022. cited By 0.
- [13] Brandon Neth and Michelle Mills Strout. Automatic parallelization of irregular x86-64 loops. In *2019 IEEE/ACM International Symposium on Code Generation and Optimization (CGO)*, pages 266–266. IEEE, 2019.
- [14] Z. Ozturk, H.R. Topcuoglu, and M.T. Kandemir. Studying error propagation on application data structure and hardware. *Journal of Supercomputing*, 78(17):18691–18724, 2022. cited By 0.
- [15] Judit Planas, Fabien Delalondre, and Felix Schürmann. Accelerating data analysis in simulation neuroscience with big data technologies. In *International Conference on Computational Science*, pages 363–377. Springer, 2018.