

Dark matter effects on hybrid star properties

C. H. Lenzi¹, M. Dutra^{1,2}, O. Lourenço^{1,2}, L. L. Lopes³, D. P. Menezes⁴

¹*Departamento de Física, Instituto Tecnológico de Aeronáutica, DCTA, 12228-900, São José dos Campos, SP, Brazil*

²*Université de Lyon, Université Claude Bernard Lyon 1, CNRS/IN2P3, IP2I Lyon, UMR 5822, F-69622, Villeurbanne, France*

³*Centro Federal de Educação Tecnológica de Minas Gerais, Campus VIII CEP 37.022-560, Varginha, MG, Brazil*

⁴*Depto de Física, CFM, Universidade Federal de Santa Catarina, Florianópolis, SC, CP:476, CEP 88.040-900, Brazil*

In the present work we investigate the effects of dark matter (DM) on hybrid star properties. We assume that dark matter is mixed with both hadronic and quark matter and interact with them through the exchange of a Higgs boson. The hybrid star properties are obtained from equations of state calculated with a Maxwell prescription. For the hadronic matter we use the NL3* parameter set and for the quark matter, the MIT bag model with a vector interaction. We see that dark matter does not influence the phase transition points (pressure and chemical potential) but shifts the discontinuity on the energy density, which ultimately reduces the minimum mass star that contains a quark core. Moreover, it changes considerably the star family mass-radius diagrams and moves the merger polarizability curves inside the confidence lines. Another interesting feature is the influence of DM in the quark core of the hybrid stars constructed. Our results show an increase of the core radius for higher values of the dark particle Fermi momentum.

I. INTRODUCTION

Cosmological and astrophysical data suggest that ordinary baryonic matter comprises only 5% of the constituents of the Universe, the remainder being dark matter (approximately 23%) and dark energy (approximately 72%). Dark matter (DM) is called dark because it does not absorb, reflect or emit electromagnetic radiation and hence, it is very difficult to be detected, but it certainly feels the gravitational force. There are different candidates for dark matter, but its true nature and origin are a mystery. Among the candidates, some are of baryonic origin and others are non-baryonic. Strong candidates are the weakly interacting massive particles (WIMPs). For a review on the subject, the interested reader can look at [1, 2], among many other recent publications.

In recent years, many studies on the possibility that DM can be a part of compact objects, as neutron stars, and affect their macroscopic properties, as masses and radii, have been considered. An admixture of DM with hadronic matter has been extensively discussed in the literature [3–21]. Along the same line, dark matter effects have been studied in quark stars [22].

However, a recent study with a model-independent analysis based on the calculation of the sound velocity in different media suggests that quark cores are expected inside massive neutron stars [23], as the ones detected in the last years [24–26]. The idea of hybrid stars containing a hadronic and a quark core is not a novelty and was first proposed in 1965 [27]. To build the equation of state (EoS) that describes hybrid stars, two constructions are commonly used: the simpler one considers that the hadronic and the quark phases are in direct contact and just one of the two independent chemical potentials is continuous during the phase transition. It is commonly named Maxwell construction. The other prescription considers that both chemical potentials are continuous and a mixed phase containing hadrons and deconfined quarks has to be constructed. For a discus-

sion on the differences between stellar structures obtained with both constructions and a review on the three above mentioned types of neutron stars (hadronic, quark and hybrid), please refer to [28].

In the present work, we revisit the idea of hybrid stars based on a Maxwell construction and include an admixture of dark matter. For the hadronic phase, we use a relativistic mean field model (RMF) within the NL3* parameter set [29], for the quark phase the MIT bag model with a vector interaction, as proposed in [30] and DM is taken into account by considering the kinetic terms only for different Fermi momenta and the neutralino mass equal to 200 GeV. Details are given in the following section.

In the next sections, we introduce the formalism, present our results and conclusions and finish with useful remarks.

II. FORMALISM

In the next two subsections, we present the basic expressions used to describe first hadronic matter and then quark matter coupled to dark matter. We leave the construction of hybrid stars with a mixture of dark matter for the Results Section.

A. Hadronic model coupled to dark matter

For the hadronic part of the hadron-quark model, we use the one described by the Lagrangian density given by

$$\begin{aligned} \mathcal{L}_{\text{HAD}} = & \bar{\psi}(i\gamma^\mu \partial_\mu - M_{\text{nuc}})\psi + g_\sigma \sigma \bar{\psi}\psi - g_\omega \bar{\psi}\gamma^\mu \omega_\mu \psi \\ & - \frac{g_\rho}{2} \bar{\psi}\gamma^\mu \vec{\rho}_\mu \vec{\tau}\psi + \frac{1}{2}(\partial^\mu \sigma \partial_\mu \sigma - m_\sigma^2 \sigma^2) - \frac{A}{3}\sigma^3 - \frac{B}{4}\sigma^4 \\ & - \frac{1}{4}F^{\mu\nu} F_{\mu\nu} + \frac{1}{2}m_\omega^2 \omega_\mu \omega^\mu - \frac{1}{4}\vec{B}^{\mu\nu} \vec{B}_{\mu\nu} + \frac{1}{2}m_\rho^2 \vec{\rho}_\mu \vec{\rho}^\mu, \end{aligned} \quad (1)$$

in which ψ , σ , ω^μ , and $\vec{\rho}_\mu$, represent, respectively, the nucleon and the exchanged mesons σ , ω , and ρ . The masses of such particles are denoted by M_{nuc} , m_σ , m_ω , and m_ρ , and the coupling constants are g_σ , g_ω , g_ρ , A , and B . Furthermore, the tensors read $F_{\mu\nu} = \partial_\mu\omega_\nu - \partial_\nu\omega_\mu$ and $\vec{B}_{\mu\nu} = \partial_\mu\vec{\rho}_\nu - \partial_\nu\vec{\rho}_\mu$.

The coupling with dark matter is done as in Refs. [14–16], i.e., we use the total Lagrangian density as follows

$$\mathcal{L} = \bar{\chi}(i\gamma^\mu\partial_\mu - M_\chi)\chi + \xi h\bar{\chi}\chi + \frac{1}{2}(\partial^\mu h\partial_\mu h - m_h^2 h^2) + f\frac{M_{\text{nuc}}}{v}h\bar{\psi}\psi + \mathcal{L}_{\text{HAD}}, \quad (2)$$

with the dark fermion given by the Dirac field χ with related mass M_χ . In this approach, the interaction between χ and ψ is due to the Higgs boson whose mass is $m_h = 125$ GeV. The strength of this interaction is controlled by the constant fM_{nuc}/v , where $v = 246$ GeV is the Higgs vacuum expectation value. The constant ξ is the Higgs-dark particle coupling. The mean-field approximation is used to compute the field equations, in this case given by

$$m_\sigma^2\sigma = g_\sigma\rho_s - A\sigma^2 - B\sigma^3 \quad (3)$$

$$m_\omega^2\omega_0 = g_\omega\rho, \quad (4)$$

$$m_\rho^2\vec{\rho}_{0(3)} = \frac{g_\rho}{2}\rho_3, \quad (5)$$

$$[\gamma^\mu(i\partial_\mu - g_\omega\omega_0 - g_\rho\vec{\rho}_{0(3)}\tau_3/2) - M^*]\psi = 0, \quad (6)$$

$$m_h^2 h = \xi\rho_s^{\text{DM}} + f\frac{M_{\text{nuc}}}{v}\rho_s \quad (7)$$

$$(\gamma^\mu i\partial_\mu - M_\chi^*)\chi = 0, \quad (8)$$

with $\tau_3 = 1$ for protons and -1 for neutrons. In Ref. [14], the authors investigated the influence of f and ξ by using the values of $0.001 \leq \xi \leq 0.1$ [31] and $f = 0.3 \pm 0.015$ [32, 33] and concluded that these quantities do not play any significant role, as discussed later in the present text.

The effective nucleon and dark particle masses are

$$M^* = M_{\text{nuc}} - g_\sigma\sigma - f\frac{M_{\text{nuc}}}{v}h \quad (9)$$

and

$$M_\chi^* = M_\chi - \xi h, \quad (10)$$

respectively, and the densities are $\rho_s = \langle\bar{\psi}\psi\rangle = \rho_{sp} + \rho_{sn}$, $\rho = \langle\bar{\psi}\gamma^0\psi\rangle = \rho_p + \rho_n$, $\rho_3 = \langle\bar{\psi}\gamma^0\tau_3\psi\rangle = \rho_p - \rho_n = (2y_p - 1)\rho$, and $\rho_s^{\text{DM}} = \langle\bar{\chi}\chi\rangle$, with

$$\rho_s^{\text{DM}} = \frac{\gamma M_\chi^*}{2\pi^2} \int_0^{k_F^{\text{DM}}} k^2 dk \quad (11)$$

$\gamma = 2$ is the degeneracy factor, and the proton fraction is denoted by $y_p = \rho_p/\rho$, with $\rho_{p,n} = \gamma k_{F,p,n}^3/(6\pi^2)$. The Fermi momenta related to protons, neutrons, and dark particle are respectively $k_{F,p,n}$ and k_F^{DM} .

The main thermodynamical quantities related to this hadron-DM system, namely, energy density and pressure,

are obtained from the energy-momentum tensor $T^{\mu\nu}$. In our case, Eq. (2) is used to calculate $\mathcal{E}_{\text{HAD-DM}} = \langle T_{00} \rangle$ and $P_{\text{HAD-DM}} = \langle T_{ii} \rangle/3$. This procedure gives rise to the following expressions,

$$\mathcal{E}_{\text{HAD-DM}} = \frac{m_\sigma^2\sigma^2}{2} + \frac{A\sigma^3}{3} + \frac{B\sigma^4}{4} - \frac{m_\omega^2\omega_0^2}{2} - \frac{m_\rho^2\vec{\rho}_{0(3)}^2}{2} + g_\omega\omega_0\rho + \frac{g_\rho}{2}\vec{\rho}_{0(3)}\rho_3 + \frac{m_h^2 h^2}{2} + \mathcal{E}_{\text{kin}}^p + \mathcal{E}_{\text{kin}}^n + \mathcal{E}_{\text{kin}}^{\text{DM}}, \quad (12)$$

and

$$P_{\text{HAD-DM}} = -\frac{m_\sigma^2\sigma^2}{2} - \frac{A\sigma^3}{3} - \frac{B\sigma^4}{4} + \frac{m_\omega^2\omega_0^2}{2} + \frac{m_\rho^2\vec{\rho}_{0(3)}^2}{2} - \frac{m_h^2 h^2}{2} + P_{\text{kin}}^p + P_{\text{kin}}^n + P_{\text{kin}}^{\text{DM}}, \quad (13)$$

with the kinetic terms related to the dark particle given by

$$\mathcal{E}_{\text{kin}}^{\text{DM}} = \frac{\gamma}{2\pi^2} \int_0^{k_F^{\text{DM}}} k^2 (k^2 + M_\chi^{*2})^{1/2} dk, \quad (14)$$

and

$$P_{\text{kin}}^{\text{DM}} = \frac{\gamma}{6\pi^2} \int_0^{k_F^{\text{DM}}} \frac{k^4 dk}{(k^2 + M_\chi^{*2})^{1/2}}. \quad (15)$$

Proton and neutron kinetic terms are defined as in Eqs. (14)-(15) by taking into account the following replacements: $k_F^{\text{DM}} \rightarrow k_{F,p,n}$ and $M_\chi^* \rightarrow M^*$.

As shown in Ref. [14], the formulation used to couple dark matter to the hadronic one leads to the modification in the energy density and pressure only by adding the dark particle kinetic terms. Therefore, it is totally safe to rewrite Eqs. (12)-(13) as

$$\mathcal{E}_{\text{HAD-DM}} = \frac{m_\sigma^2\sigma^2}{2} + \frac{A\sigma^3}{3} + \frac{B\sigma^4}{4} - \frac{m_\omega^2\omega_0^2}{2} - \frac{m_\rho^2\vec{\rho}_{0(3)}^2}{2} + g_\omega\omega_0\rho + \frac{g_\rho}{2}\vec{\rho}_{0(3)}\rho_3 + \mathcal{E}_{\text{kin}}^p + \mathcal{E}_{\text{kin}}^n + \mathcal{E}_{\text{kin}}^{\text{DM}}, \quad (16)$$

and

$$P_{\text{HAD-DM}} = -\frac{m_\sigma^2\sigma^2}{2} - \frac{A\sigma^3}{3} - \frac{B\sigma^4}{4} + \frac{m_\omega^2\omega_0^2}{2} + \frac{m_\rho^2\vec{\rho}_{0(3)}^2}{2} + P_{\text{kin}}^p + P_{\text{kin}}^n + P_{\text{kin}}^{\text{DM}}, \quad (17)$$

due to the smallness of the scalar field h . In this case, the nucleon effective mass takes its traditional form $M^* = M_{\text{nuc}} - g_\sigma\sigma$, and the dark particle remains constant, i.e., $M_\chi^* = M_\chi = 200$ GeV (we also use here the lightest neutralino as the dark particle candidate [34, 35]). We use the Fermi momentum to fix the DM content by using different values for this quantity, namely, $k_F^{\text{DM}} = 0$ (no DM included), 0.02 GeV, 0.04 GeV, and 0.06 GeV. This implies in constant contributions to the energy density and pressure as well.

As a last remark of this section, we emphasize that the parametrization used in the hadronic part of the system

is the NL3* parameter set [29]. It was recently selected in a systematic study in which finite nuclei properties were analyzed, as well as neutron stars ones [36]. This particular parametrization, among other ones, reproduce experimental data of ground state binding energies, charge radii and giant monopole resonances of a set of spherical nuclei and it is also in agreement with some stellar matter constraints.

B. Effective quark model: vector MIT bag model coupled to dark matter

We use the thermodynamic consistent vector MIT bag model introduced in Ref. [30, 37] to describe the quark matter. In this model, the quark interaction is mediated by the vector channel V^μ , analogous to the ω meson in QHD [38]. Indeed, in this work, we consider that the vector channel is the ω meson itself. Its Lagrangian density reads:

$$\mathcal{L}_{\text{vMIT}} = \left\{ \bar{\psi}_q [\gamma^\mu (i\partial_\mu - g_{qV} V_\mu) - m_q] \psi_q - B + \frac{1}{2} m_V^2 V^\mu V_\mu \right\} \Theta(\bar{\psi}_q \psi_q), \quad (18)$$

where m_q is the mass of the quark q of flavor u , d or s , ψ_q is the Dirac quark field, B is the constant vacuum pressure, and $\Theta(\bar{\psi}_q \psi_q)$ is the Heaviside step function to assure that the quarks exist only confined to the bag. Applying the Euler-Lagrange equations, we obtain the energy eigenvalue, which at $T = 0$ K, is also the chemical potential:

$$E_q = \mu_q = \sqrt{m_q^2 + k^2} + g_{qV} V_\mu, \quad (19)$$

now, using Fermi-Dirac statistics, we are able to obtain the EoS in mean field approximation. The energy density of the quarks is:

$$\epsilon_q = \frac{N_c}{\pi^2} \int_0^{k_{Fq}} E_q k^2 d^3k, \quad (20)$$

where $N_c = 3$ is the number of colors and k_{Fq} is the Fermi momentum of the quark q . The contribution of the bag, as well as the mesonic mass term, is obtained with the Hamiltonian: $\mathcal{H} = -\langle \mathcal{L} \rangle$. The total quark energy density now reads:

$$\mathcal{E}_{\text{quarks}} = \sum_q \epsilon_q + B - \frac{1}{2} m_v^2 V_0^2. \quad (21)$$

The pressure is obtained via the relation

$$P_{\text{quarks}} = \sum_q \mu_q n_q - \mathcal{E}_{\text{quarks}} \quad (22)$$

where the sum runs over all the quarks.

The parameters utilized in this work are the same as presented in Ref. [30]. We use $m_u = m_d = 4$ MeV, and

$m_s = 95$ MeV. We also assume an universal coupling of quarks with the vector meson, i.e, $g_{uV} = g_{dV} = g_{sV} = g_V$, and use some values of G_V ; as defined below

$$G_V = \left(\frac{g_V}{m_V} \right)^2, \quad (23)$$

in units of fm^2 . The value of the bag is taken as $B^{1/4} = 158$ MeV. The coupling of quark matter to dark matter is done by considering the result presented in the last section, namely, the modification in the equations of state is only due to the inclusion of the DM kinetic terms in the energy density and pressure, what leads to

$$\mathcal{E}_{\text{Q-DM}} = \mathcal{E}_{\text{quarks}} + \mathcal{E}_{\text{kin}}^{\text{DM}} \quad (24)$$

and

$$P_{\text{Q-DM}} = P_{\text{quarks}} + P_{\text{kin}}^{\text{DM}} \quad (25)$$

III. RESULTS

Next, we first explain how the hybrid star equation of state is built and then discuss its main astrophysical properties.

A. Hybrid Star Equation of States

In this work we assume that the phase transition between hadrons and quarks is described by the Maxwell construction, thereby the pressure and baryonic chemical potential have the same value at the interface. The hybrid EoSs are constructed combining some different values of the dark matter contribution, k_F^{DM} associated with different vector coupling constant, G_V . The hadronic and quark models are described in Sec. II. As already pointed out in previous works, the larger the dark matter Fermi momentum, the softer, the resulting EoS [5–11].

Fig. 1 shows the hybrid EoSs for different values of k_F^{DM} when $G_V = 0.38 \text{ fm}^2$. The “gaps” in the energy density are due to the Maxwell construction. It is possible to note that in our formalism, the dark matter contribution has no effect on the transition points defined by the Gibbs conditions, P_t and μ_t . On the other hand the starting value, ϵ_i , of the phase transition is very sensitive to k_F^{DM} . In Table I we display some of the values associated with the first order phase transition, namely, P_t , $\Delta\epsilon$, the chemical potential, μ_t , and ϵ_i for different dark matter momentum, k_F^{DM} and six values of the vector coupling constant, G_V . One well known feature is that the transition point moves to higher chemical potentials and pressures when G_V increases [37] and this fact can be easily observed in Table I.

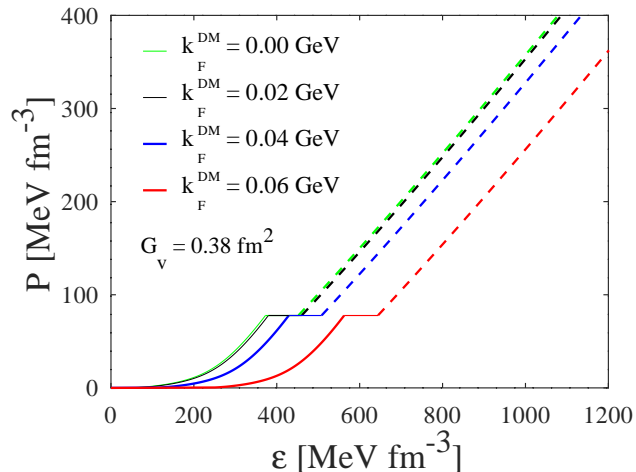


FIG. 1. Pressure as a function of energy density of hybrid EoSs for different values of k_F^{DM} using one fixed value for the vector coupling constant G_V . Full and dashed lines indicate hadronic and quark sectors, respectively.

TABLE I. Chemical potential (μ_t), pressure (P_t), energy density gap ($\Delta\epsilon$) and initial value where the phase transition begins, ϵ_i , related to the transition for different coupling constants of the vector MTI bag model, G_V , and dark matter Fermi momentum, k_F^{DM} . Note that the dark matter contribution is relevant only for the initial energy density, ϵ_i .

G_V (fm^2)	μ_t (MeV)	P_t (MeV/fm^3)	$\Delta\epsilon$ (MeV/fm^3)	k_F^{DM} (GeV)			
				0.00	0.02	0.04	0.06
				ϵ_i ($\text{MeV}\cdot\text{fm}^{-3}$)			
0.20	1004.75	7.12	137.0	170.4	175.9	225.2	358.8
0.32	1128.79	37.28	84.4	292.4	297.8	348.7	482.4
0.35	1184.25	54.14	78.0	328.8	335.9	385.1	518.7
0.38	1252.91	77.93	79.8	372.6	379.6	428.8	562.4
0.50	1649.65	256.84	139.5	630.6	637.6	686.9	820.5
0.60	2141.42	574.19	245.3	1036.9	1044.0	1093.2	1226.8

B. The mass-radius relation

To construct hydrostatic stellar configurations, we use the Tolman-Oppenheimer-Volkoff (TOV) equations [39, 40] given by

$$\frac{dP}{dr} = -\frac{m(r)\epsilon(r)}{r^2} \frac{[1 + P(r)/\epsilon(r)] [1 + 4\pi r^3 P(r)/m(r)]}{g(r)}, \quad (26)$$

$$\frac{dm}{dr} = 4\pi r^2 \epsilon, \quad (27)$$

where $g(r) = 1 - 2m(r)/r$, $m(r)$ is the gravitational mass enclosed within the radial coordinate r , $P(r)$ and $\epsilon(r)$ are

the pressure and energy density at a r , and we consider $G = c = 1$. To solve the TOV equations we need boundary conditions at the stellar center and at the surface of the star and we take $m(r=0) = 0$ and $P(r=R) = 0$, respectively.

An important aspect to be considered when analysing the hybrid star stability is its response to small radial perturbations, see for instance Refs. [41–47] for details. According to radial oscillations theory, stars are considered stable when the oscillations due to radial perturbations are well defined. On the other hand, if the radial perturbations amplitude presents an indefinite increase, an unstable star is characterized.

Hence, when we analyse radial oscillations in a hybrid star scenario we have to take into account the kind of phase transition that takes place. In stars with two different matter constitutions, the phase transition can be classified as “fast” or “slow” [48]. The slow transitions occur when the timescale of the reactions near the interface is greater than radial oscillations. As a consequence, the fluids on both sides of the interface maintain their compositions and co-move with the interface of phase transition. Such implications are encoded in the junction conditions [48] and the consequences can be seen in mass-radius diagram, where it is possible to note that the region of stable star can be found beyond the maximum mass point [42–44]. On the other hand, in the case of a fast phase transition, the timescale of reactions transforming one phase into another near the interface is lower than the one associated with radial perturbations. Thus, in this scenario the mass flow through the interface occurs and, as a consequence, all stars beyond maximum mass are unstable [42].

The mass-radius diagram for the hybrid EoSs shown in Fig. 1 can be seen in Fig. 2. In all cases we compute our results until the last stable star in the light of radial perturbation taking into account slow phase transitions. Analysing our results it is clear that the increase of the dark matter contribution decreases the radius and maximum mass in all cases of G_V . Furthermore, it is possible to realise that k_F^{DM} favors the emergence of larger quark cores. Note also that all models in Fig. 2 are in agreement with constraints from the $2M_\odot$ pulsars and NICER observations [24, 25, 49, 50]. In particular, when $G_V = (0.2, 0.32) \text{ fm}^2$ we can see that the hybrid star sectors (dashed lines) are predominant on the observable regions.

In Fig. 3 we show the pressure as a function of the radial coordinate of a star with $2M_\odot$, for $G_V = 0.38 \text{ fm}^2$ and three different values of k_F^{DM} . We mark the radial point where the interface between the hadronic and the quark phases takes place. As we can see in Fig. 2, the radius of the star decreases with increasing values of k_F^{DM} . On the other hand, in Fig. 3 is clear that quark core increases with the increase of dark matter momentum. In this sense, the results shown in Table II confirm that the quark core size compared with the maximum radii of the star increases with k_F^{DM} .

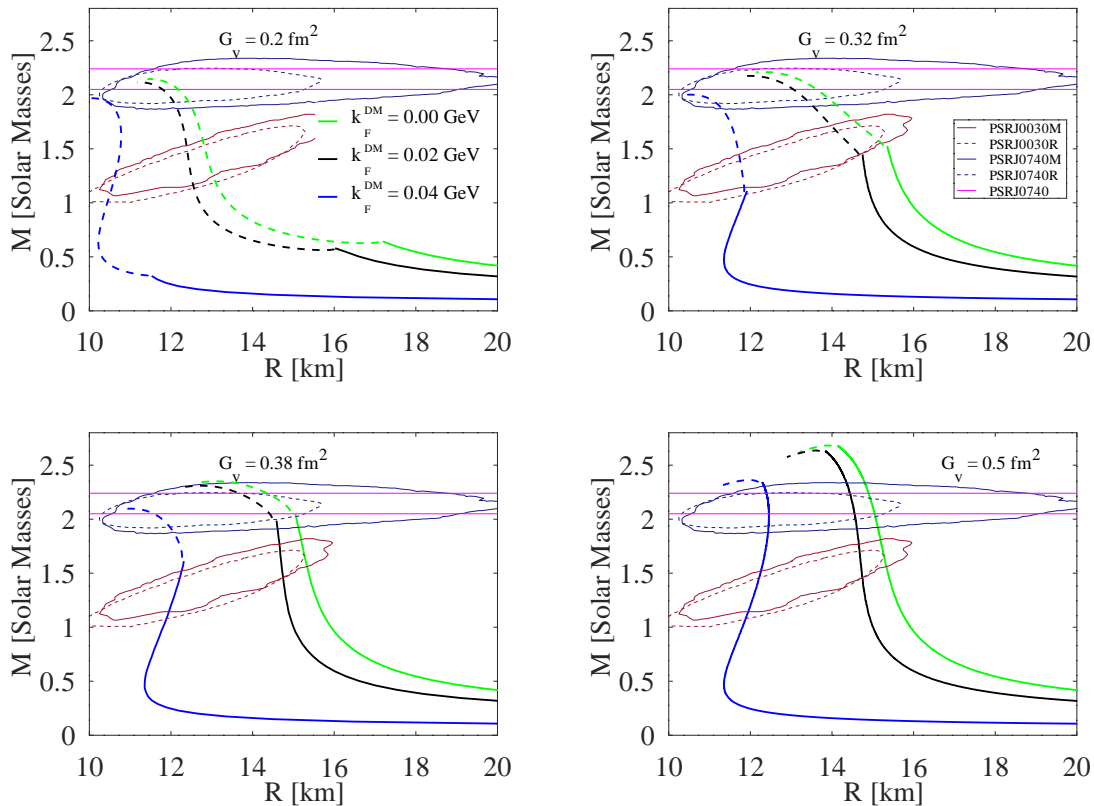


FIG. 2. Mass as a function of the radii for the hybrid EoSs for different values of k_F^{DM} and G_V . Full and dashed lines indicate hadronic and hybrid sector in the sequences, respectively. In all diagrams are shown constraints from the $\sim 2 M_\odot$ pulsars and NICER observations.

TABLE II. Quark core size, r_{core} , the maximum radii and the fraction, r_{core}/R for different coupling constants of the vector MTI bag model, G_V , and dark matter Fermi momentum, k_F^{DM} . Note that the dark matter contribution increases the core size.

G_V (fm^2)	k_F^{DM} (GeV)	r_{core} (km)	R (km)	r_{core}/R (%)
0.32	0.00	8.24	13.80	59.7
0.32	0.02	8.44	13.23	63.8
0.32	0.04	8.48	10.62	79.8
0.35	0.00	6.14	14.54	42.2
0.35	0.02	6.73	13.92	48.3
0.35	0.04	7.99	11.29	70.9

C. Tidal Deformability Parameter

Another important astrophysical constraint comes from the GW170817 event, detected by the LIGO/Virgo gravitational wave telescopes: the dimensionless tidal deformability parameter Λ . The tidal deformability of a

compact object is a single parameter that quantifies how easily the object is deformed when subjected to an external gravitational field. Larger tidal deformability indicates that the object is easily deformable. On the opposite side, a compact object with a smaller tidal deformability parameter is smaller, more compact, and it is more difficult to deform. It is defined as

$$\Lambda = \frac{2k_2}{3C^5}, \quad (28)$$

where $C = M/R$ is the compactness of the star. The parameter k_2 is called the Love number and is related to the metric perturbation. It is given by

$$k_2 = \frac{8C^5}{5} (1 - 2C)^2 [2 + 2C(y_R - 1) - y_R] \times \left\{ 2C[6 - 3y_R + 3C(5y_R - 8)] + 4C^3[13 - 11y_R + C(3y_R - 2) + 2C^2(1 + y_R)] + 3(1 - 2C)^2 [2 - y_R + 2C(y_R - 1)] \ln(1 - 2C) \right\}^{-1}, \quad (29)$$

with $y_R \equiv y(R)$. The function $y(r)$ is obtained through the solution of $r(dy/dr) + y^2 + yF(r) + r^2Q(r) = 0$, solved together with TOV equations. The quantities $F(r)$ and

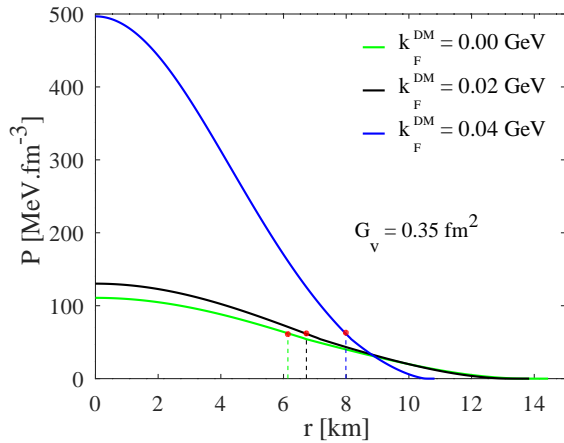


FIG. 3. Pressure as a function of the radial coordinate of a star with $2M_\odot$ for different contributions of dark matter. The red dots mark the radial coordinate point where occurs the phase transition between quark and hadronic phases.

$Q(r)$ read

$$F(r) = \frac{1 - 4\pi r^2 [\epsilon(r) - P(r)]}{g(r)}, \quad (30)$$

$$Q(r) = \frac{4\pi}{g(r)} \left[5\epsilon(r) + 9P(r) + \frac{\epsilon(r) + P(r)}{v_s^2(r)} - \frac{6}{4\pi r^2} \right] - 4 \left[\frac{m(r) + 4\pi r^3 P(r)}{r^2 g(r)} \right]^2, \quad (31)$$

respectively, where the squared sound velocity is $v_s^2(r) = \partial P(r)/\partial \epsilon(r)$. We address Refs. [42, 51–54], and references therein, to the interested reader for a more complete discussion about the Love number and its calculation procedure. Regarding the calculation of $y(r)$ for hybrid stars [42], we emphasize that this quantity presents a singularity due to the energy density discontinuity. In order to avoid this problem, the following junction conditions must be imposed

$$y(r_d + \epsilon') = y(r_d - \epsilon') - \frac{\Delta \epsilon}{m(r_d)/(4\pi r_d^3) + P(r_d)}, \quad (32)$$

where r_d represents the point inside the star where the phase transition occurs. More details about the junction condition can be found in [42, 55] and references therein.

In Fig. 4, we show the dimensionless deformability parameter Λ as a function of the mass. The first aspect that we can note is a decrease in Λ with an increase in k_F^{DM} for the same mass. This result was also verified for purely hadronic stars, see [15], for instance. On the other hand, it is evident that Λ increases with the increase of G_V . The same results were observed in [52], in which authors studied strange stars formed by quark matter in the color-flavor-locked phase of color superconductivity, described by a Nambu-Jona-Lasinio type model with gluon contribution and vector interaction channel. Specially, notice

that for the cases $G_V = 0.2 \text{ fm}^2$ and $G_V = 0.32 \text{ fm}^2$ the hybrid sector satisfies the GW170817 constraint, while in the other diagrams, we see that only hadronic stars present this feature.

Furthermore, it is important to say that in compact star with just one phase, the larger the mass the smaller the tidal deformability for mechanical stable stars. [53]. However, from Fig. 4 we see that Λ can change its behaviour at larger masses because when we consider a slow phase-transition between hadron and quarks the last stable star can be beyond the maximum mass. This behaviour is more evident in the case $G_V = 0.5 \text{ fm}^2$.

In Fig. 5, we can see the relation between tidal deformability parameters, Λ_1 - Λ_2 , for binary compact star mergers computed using the chirp mass of the GW170817 event:

$$M_C = (M_1 M_2)^{3/5} / (M_1 + M_2)^{1/5} = 1.188 M_\odot, \quad (33)$$

and the ratio $q = M_1/M_2$ in the range (0.7 - 1.0). In this way we can determine that the masses of the binary system vary in the ranges $1.36 M_\odot < M_1 < 1.64 M_\odot$ and $1.14 M_\odot < M_2 < 1.36 M_\odot$.

As it can be seen in Fig. 5 there are three different situations, namely:

- i) mergers composed of two purely hadronic stars (Had-Had);
- ii) mergers composed of pairs of hybrid stars (Hyb-Hyb);
- iii) mergers composed of a hybrid star and a hadronic star (Hyb-Had).

Note that only one merger with two purely hadronic stars lies inside the 90% confidence region of GW170817. Furthermore, it is possible to see that there are three cases where the binary systems are composed of a pair of hybrid-hadronic stars. However, only the case with $G_V = 0.35 \text{ fm}^2$ is found inside the observable region of LIGO/Virgo. In the same diagram we find four mergers with two hybrid stars inside the 90% confidence region, three of which lie inside the 50% region. Finally, it is important to emphasize that the increase of k_F^{DM} tends to move the curves inside the confidence regions of LIGO/Virgo. That is clear in all cases shown in Fig. 5. Note also that all models analysed in $\Lambda_1 - \Lambda_2$ diagram result in mass-radius sequences in agreement with constraints from the NICER observations.

Finally, in Table III, we can see a compilation of some of the most relevant results that we have obtained with this work. As it is clear in Table III the radii and tidal deformability of the canonical stars, $R_{1.4}$ and $\Lambda_{1.4}$, decrease with k_F^{DM} and, with few exceptions - discussed next, increase with G_V . In some cases, the stars satisfy the GW170817 constraint. Note also that for some parametrizations the values of $R_{1.4}$ and $\Lambda_{1.4}$ are repeated. That occurs because in most cases the star with $1.4M_\odot$

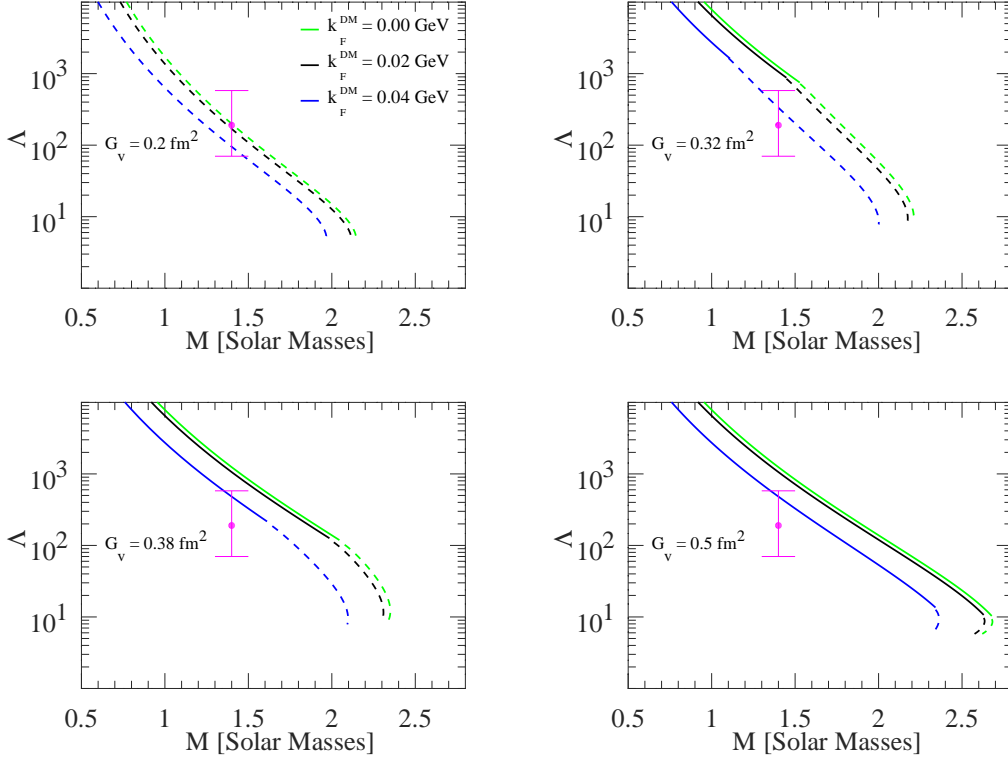


FIG. 4. Dimensionless tidal deformability Λ as a function of the gravitational mass for the hybrid EoSs shown in Fig. 1. In the cases where $G_v = 0.2\text{fm}^2$ and $G_v = 0.32\text{fm}^2$ we can see that hybrid branch fulfils the constraint from the GW170817 event. On the other hand, the cases where $G_v = 0.38\text{fm}^2$ and $G_v = 0.5\text{fm}^2$ only hadronic branch, when $k_f = 0.04$, fulfils the GW170817 event.

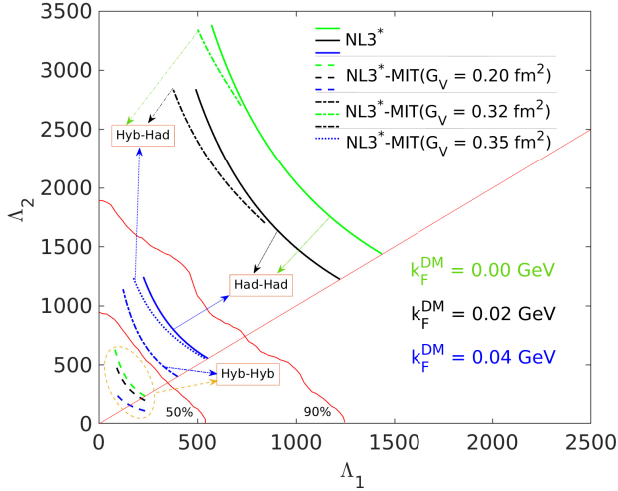


FIG. 5. Dimensionless tidal deformability parameters, Λ_1 - Λ_2 , for binary compact star mergers computed using the chirp mass of the GW170817 event. The diagonal red line indicates the $\Lambda_1 = \Lambda_2$ boundary and the other red lines denote the 50% and 90% confidence levels determined by the event GW170817. Different colors mean different values of k_F^{DM} , and for each kind of line we find a value of G_V (dashed or dash-dotted lines), or pure hadronic modes (full line).

appears in the hadronic sector. It is important to mention that the last stable star mass values, M_{last} , computed considering slow phase transitions, remained close to the maximum mass, M_{max} , excepted in the case of $G_V = 0.5\text{fm}^2$, where we can see the greatest differences between those values. This fact is directly related to the value of the gap, $\Delta\epsilon$, in Table I. The greater the gap, the greater the sequence of the stable stars beyond the maximum mass [42].

IV. SUMMARY AND CONCLUDING REMARKS

In this paper, we have studied hybrid stars by considering hadrons and quarks admixed with dark matter. In the hadronic side we have used a particular parametrization (NL3*) consistent with some finite nuclei quantities, and for the effective quark model we have considered a version of the MIT bag model in which a vector channel type interaction is taken into account. As a consequence, we have investigated how star properties vary by changing both, the strength of this vector interaction as well as the Fermi momentum of the dark particle assumed as the DM candidate, namely, the lightest neutralino. Regarding this investigation, our main conclusions are the

TABLE III. Values of the maximum mass, M_{max} , radii of the maximum mass, R , the mass and radii of the last stable star, M_{last} and R_{last} , the mass of the first hybrid star in the sequence, M_{min} , and the values of the radii and tidal deformability, $R_{1.4}$ and $\Lambda_{1.4}$, for different coupling constants of the vector MTI bag model, G_V , and dark matter Fermi momentum, k_F^{DM} .

$G_V(\text{fm}^2)$	k_F^{DM} (GeV)	M_{max} (M_\odot)	$R(\text{km})$	M_{last} (M_\odot)	$R_{last}(\text{km})$	$M_{min}(M_\odot)$	$R_{1.4}$ (km)	$\Lambda_{1.4}$
0.2	0.00	2.15	11.47	2.15	10.25	0.64	12.91	201
0.2	0.02	2.12	11.17	2.12	11.17	0.57	12.43	170
0.2	0.04	1.97	10.05	1.97	10.05	0.33	10.72	96
0.32	0.00	2.21	12.35	2.20	12.14	1.53	15.44	1250
0.32	0.02	2.18	12.00	2.17	11.83	1.44	14.76	1059
0.32	0.04	2.00	10.45	2.00	9.58	1.10	11.74	332
0.35	0.00	2.28	12.73	2.27	12.40	1.81	15.44	1250
0.35	0.02	2.24	12.36	2.23	12.09	1.74	14.76	1059
0.35	0.04	2.05	10.45	2.04	9.58	1.38	12.08	458
0.38	0.00	2.35	13.04	2.34	12.65	2.07	15.44	1250
0.38	0.02	2.31	12.76	2.30	12.33	2.01	14.76	1059
0.38	0.04	2.10	11.02	2.09	10.81	1.64	12.17	483
0.5	0.00	2.68	13.99	2.62	13.20	2.68	15.44	1250
0.5	0.02	2.64	13.58	2.57	12.90	2.63	14.76	1059
0.5	0.04	2.36	11.97	2.32	11.33	2.34	12.17	483

following,

- Dark matter does not influence the phase transition point, i.e, the (μ_t, P_t) pair. Furthermore, the already known feature [37] is again obtained: the strength of the vector interaction influences the transition from hadronic to quark matter such that the larger the value of G_V , the higher the pressure and chemical potential at the transition point. However, as it always shifts the energy density towards higher values and does not change the pressure, the energy density gap is shifted with the increase of the dark matter Fermi momentum.
- Dark matter makes the maximum stellar mass smaller and deviates the radii of the whole star family to smaller values, in agreement with previous studies [5–11], but values compatible with recent NICER observational data are easily obtained. In summary, we show that this particular effect is also verified for hybrid stars, constructed with admixture of DM on both sides.
- The observational data predicted by LIGO/Virgo Collaboration concerning the GW170817 event are more easily attained with the inclusion of dark matter. This feature was also observed in the construc-

tion of purely hadronic stars with DM included, as the reader can verify in [6, 15, 56]. Furthermore, we found hybrid-hybrid, hybrid-hadronic and hadronic-hadronic configurations for the stars of the binary system, both containing DM, consistent with the $\Lambda_1 \times \Lambda_2$ region.

- Dark matter favours the appearance of large quark cores and reduces the mass of the first hybrid star (M_{min}).

ACKNOWLEDGMENTS

This work is a part of the project INCT-FNA proc. No. 464898/2014-5. It is also supported by Conselho Nacional de Desenvolvimento Científico e Tecnológico (CNPq) under Grants No. 312410/2020-4 (O.L.), No. 308528/2021-2 (M.D.) and No. 303490/2021-7 (D.P.M.). O.L., M.D. and C.H.L. also acknowledge Fundação de Amparo à Pesquisa do Estado de São Paulo (FAPESP) under Thematic Project 2017/05660-0 and Grant No. 2020/05238-9. O. L. is also supported by FAPESP under Grant No. 2022/03575-3 (BPE). The authors gratefully acknowledge A. S. Schneider for stimulating discussions and valuable comments.

-
- [1] G. Bertone and D. Hooper, *Rev. Mod. Phys.* **90**, 045002 (2018).
- [2] R. L. Workman and Others (Particle Data Group), *PTEP* **2022**, 083C01 (2022).
- [3] H. C. Das, A. Kumar, B. Kumar, and S. K. Patra, *Galaxies* **10**, 10.3390/galaxies10010014 (2022).
- [4] A. Das, T. Malik, and A. C. Nayak, *Phys. Rev. D* **105**, 123034 (2022).
- [5] G. Panotopoulos and I. Lopes, *Phys. Rev. D* **96**, 083004 (2017).
- [6] A. Das, T. Malik, and A. C. Nayak, *Phys. Rev. D* **99**, 043016 (2019).
- [7] A. Quddus, G. Panotopoulos, B. Kumar, S. Ahmad, and S. K. Patra, *Journal of Physics G: Nuclear and Particle Physics* **47**, 095202 (2020).
- [8] H. C. Das, A. Kumar, B. Kumar, S. K. Biswal, T. Nakatsukasa, A. Li, and S. K. Patra, *Monthly Notices of the Royal Astronomical Society* **495**, 4893 (2020).
- [9] H. C. Das, A. Kumar, and S. K. Patra, *Phys. Rev. D* **104**, 063028 (2021).
- [10] H. C. Das, A. Kumar, S. K. Biswal, and S. K. Patra, *Phys. Rev. D* **104**, 123006 (2021).
- [11] H. C. Das, A. Kumar, and S. K. Patra, *Monthly Notices of the Royal Astronomical Society* **507**, 4053 (2021).
- [12] H. Das, A. Kumar, B. Kumar, S. Biswal, and S. Patra, *Journal of Cosmology and Astroparticle Physics* **2021** (01), 007.
- [13] A. Kumar, H. C. Das, and S. K. Patra, *Monthly Notices of the Royal Astronomical Society* **513**, 1820 (2022).
- [14] O. Lourenço, T. Frederico, and M. Dutra, *Phys. Rev. D* **105**, 023008 (2022).
- [15] O. Lourenço, C. H. Lenzi, T. Frederico, and M. Dutra, *Phys. Rev. D* **106**, 043010 (2022).
- [16] M. Dutra, C. H. Lenzi, and O. Lourenço, *Monthly Notices of the Royal Astronomical Society* **517**, 4265 (2022).
- [17] Y. Dengler, J. Schaffner-Bielich, and L. Tolos, *Phys. Rev. D* **105**, 043013 (2022).
- [18] E. Giangrandi, V. Sagun, O. Ivanytskyi, C. Providência, and T. Dietrich, *The effects of self-interacting bosonic dark matter on neutron star properties* (2022).
- [19] L. Lopes and D. Menezes, *Journal of Cosmology and Astroparticle Physics* **2018** (05), 038.
- [20] D. Rafiei Karkevandi, S. Shakeri, V. Sagun, and O. Ivanytskyi, *Phys. Rev. D* **105**, 023001 (2022).
- [21] S. Shakeri and D. R. Karkevandi, *Bosonic dark matter in light of the nicer precise mass-radius measurements* (2022).
- [22] J. C. Jiménez and E. S. Fraga, *Universe* **8**, 10.3390/universe8010034 (2022).
- [23] E. Annala, T. Gorda, A. Kurkela, J. Nättilä, and A. Vuorinen, *Nature Physics* **16**, 907 (2020).
- [24] M. Miller *et al.*, *The Astrophysical Journal Letters* **918**, L28 (2021).
- [25] T. Riley *et al.*, *The Astrophysical Journal Letters* **918**, L27 (2021).
- [26] R. W. Romani, D. Kandel, A. V. Filippenko, T. G. Brink, and W. Zheng, *The Astrophysical Journal Letters* **934**, L17 (2022).
- [27] D. D. Ivanenko and D. F. Kurdgelaidze, *Astrophysics* **1**, 251 (1965).
- [28] D. P. Menezes, *Universe* **7** (2021).
- [29] G. Lalazissis, S. Karatzikos, R. Fossion, D. P. Arteaga, A. Afanasjev, and P. Ring, *Physics Letters B* **671**, 36 (2009).
- [30] L. L. Lopes, C. Biesdorf, and D. P. Menezes, *Physica Scripta* **96**, 065303 (2021).
- [31] G. Panotopoulos and I. Lopes, *Phys. Rev. D* **96**, 083004 (2017).
- [32] J. M. Cline, P. Scott, K. Kainulainen, and C. Weniger, *Phys. Rev. D* **88**, 055025 (2013).
- [33] J. M. Cline, K. Kainulainen, P. Scott, and C. Weniger, *Phys. Rev. D* **92**, 039906 (2015).
- [34] J. L. Feng, *Annual Review of Astronomy and Astrophysics* **48**, 495 (2010).
- [35] A. Kusenko and L. J. Rosenberg, *Snowmass-2013 cosmic frontier 3 (cf3) working group summary: Non-wimp dark matter* (2013).
- [36] B. V. Carlson, M. Dutra, O. Lourenço, and J. Margueron, *Low-energy nuclear physics and global neutron star properties* (2022).
- [37] L. L. Lopes, C. Biesdorf, and D. P. Menezes, *Monthly Notices of the Royal Astronomical Society* **512**, 5110 (2022).
- [38] B. D. Serot, *Reports on Progress in Physics* **55**, 1855 (1992).
- [39] R. C. Tolman, *Phys. Rev.* **55**, 364 (1939).
- [40] J. R. Oppenheimer and G. M. Volkoff, *Phys. Rev.* **55**, 374 (1939).
- [41] D. Gondek, P. Haensel, and J. L. Zdunik, *Astronomy and Astrophysics* **325**, 217 (1997).
- [42] A. Parisi, C. V. Flores, C. H. Lenzi, C.-S. Chen, and G. Lugones, *Journal of Cosmology and Astroparticle Physics* **2021** (06), 042.
- [43] J. P. Pereira, C. V. Flores, and G. Lugones, *The Astrophysical Journal* **860**, 12 (2018).
- [44] M. Mariani, M. G. Orsaria, I. F. Ranea-Sandoval, and G. Lugones, *Monthly Notices of the Royal Astronomical Society* **489**, 4261 (2019).
- [45] J. D. V. Arbañil and M. Malheiro, *Phys. Rev. D* **92**, 084009 (2015).
- [46] T.-T. Sun, Z.-Y. Zheng, H. Chen, G. F. Burgio, and H.-J. Schulze, *Phys. Rev. D* **103**, 103003 (2021).
- [47] J. C. Jiménez and E. S. Fraga, *Phys. Rev. D* **100**, 114041 (2019).
- [48] P. Haensel, J. L. Zdunik, and R. Schaeffer, *Astronomy and Astrophysics* **217**, 137 (1989).
- [49] T. E. Riley *et al.*, *Astrophys. J. Lett.* **887**, L21 (2019).
- [50] M. Miller *et al.*, *Astrophys. J. Lett.* **887**, L24 (2019).
- [51] B. Abbott *et al.*, *Phys. Rev. X* **9**, 011001 (2019).
- [52] O. Lourenço, C. H. Lenzi, M. Dutra, E. J. Ferrer, V. de la Incera, L. Paulucci, and J. E. Horvath, *Phys. Rev. D* **103**, 103010 (2021).
- [53] K. Chatziioannou, C.-J. Haster, and A. Zimmerman, *Phys. Rev. D* **97**, 104036 (2018).
- [54] C. Flores, L. Lopes, L. Benito, and D. Menezes, *The European Physical Journal C* **80**, 1142 (2020).
- [55] J. Takátsy and P. Kovács, *Phys. Rev. D* **102**, 028501 (2020).
- [56] D. Sen and A. Guha, *Monthly Notices of the Royal Astronomical Society* **504**, 3354 (2021).