

A Conservative Galerkin Solver for the Quasilinear Diffusion Model in Magnetized Plasmas

Kun Huang^{*}, Michael Abdelmalik[†], Boris Breizman[‡], and Irene M. Gamba^{*}

^{*}Oden Institute for Computational Sciences and Engineering, University of Texas at Austin

[‡]Institute for Fusion Studies, University of Texas at Austin

[†]Department of Mechanical Engineering, Eindhoven University of Technology

Abstract

Arising from averaging and linearizing over the original Vlasov-Maxwell system for magnetized plasmas, the quasilinear theory describes the resonant interaction between particles and waves. Such a model reduction in weak turbulence regime results in a kinetic diffusion process in momentum space for the particle probability density function (*pdf*), where the diffusion coefficients are determined by the wave spectral energy density (*sed*). Meanwhile, a reaction equation in spectral space governs the time dynamics of the wave *sed*, with growth rates linearly dependent on the particle *pdf*.

We propose a conservative Galerkin scheme for the quasilinear diffusion model in three-dimensional momentum space and three-dimensional spectral space, with cylindrical symmetry. The conservation laws are preserved by adopting the conservative discrete integro-differential operators and a consistent quadrature rule. We introduce a semi-implicit time discretization, and the stability condition is discussed. Numerical examples with applications in the electron runaway problem are provided, they show that the particle-wave interaction results in a strong anisotropic diffusion effect on the particle *pdf*.

Keywords: computational kinetic systems, quasilinear theory for magnetized plasmas, mean-field effect, weak turbulence model.

1 Introduction

The Vlasov-Maxwell system and the Vlasov-Poisson system are widely used to describe the collective (mean-field) effect of particles. Although a lot of work has been done in numerical methods for these systems, in practice a reduced model is often preferred when the problem is in high dimension and some loss of details is justified from physics consideration.

For example, the electron runaway problem, which is the motivation of our research, has attracted a lot of attention as a risk factor for magnetic confinement fusion reactors like ITER [12, 4]. Runaway electrons are a group of extremely fast electrons generated inside the tokamak, the release of which can damage the wall. Therefore, it is important to have an answer to the questions like how they are generated and how to mitigate them.

The dynamics of runaway electrons is determined by external electromagnetic fields, collision, and particle-wave interaction. The quasilinear theory, as a reduced mean-field model, arises from averaging and linearizing over the original Vlasov-Maxwell system.

The quasilinear theory for unmagnetized plasmas was proposed by Vedenov et al. [17] and Drummond et al. [5]. It was later generalized by Shapiro et al. [13] to model the magnetized plasma. The same idea has been used extensively in the following years, for example in the work of Kennel [8], Lerche [9], and Kaufman [7], etc. The validity of such a model reduction was studied numerically by Besse et al. [3], and analytically by Bardos and Besse [2].

Since the quasilinear theory studies the spectrum of waves and the averaged particle distribution function, it does not require a small time step to characterize the high wave frequency numerically. However, the numerical computation of the particle-wave resonance system is still challenging, due to the resonance

condition described with the Dirac delta function, the complicated dispersion relation, high dimension, non-linearity, and conservation laws consisting of integrals in two different spaces. Therefore, although the theory has been widely used in physics, there is no preceding work focusing on the numerical method for quasilinear theory in magnetized plasmas.

In this paper, we propose a conservative Galerkin solver for the homogeneous quasilinear particle-wave interaction system.

The weak formulation of the system has not gained enough attention when people tried to solve it numerically, partly because the equation for particles was usually written in a nonlinear diffusion form, and the equation for waves was treated as first-order ODEs with parameters. In this paper, we will introduce a novel integro-differential form of the system, and write the corresponding unconditionally conservative weak form. Under such a framework, the reason why schemes fail to preserve conservation laws becomes transparent. Moreover, it immediately leads to a conservative semi-discrete form.

Apart from that, for numerical integration on resonance manifold, we adopt the marching simplex algorithm[6, 10], which enables us to deal with arbitrary wave modes.

This paper is organized as follows. In section 2 we review the relativistic quasilinear model for magnetized plasmas and introduce the integro-differential system with its weak form. The conservative semi-discrete system, as the main result of this paper, will be presented in section 3. In section 4, we derive the nonlinear ODE system associated with our conservative semi-discrete form, and the relation between two interaction tensors is proved. Stability and positivity will be discussed in section 5. The numerical results are presented in section 6.

2 The Quasilinear Particle-Wave Interaction System

The quasilinear particle-wave interaction system consists of a diffusion equation for electron *pdf* (probability distribution function) and a reaction equation for wave *sed* (spectral energy density). They couple with each other through the coefficients. As a reduced model for the Vlasov-Maxwell system, the quasilinear theory inherits the conservation properties: mass, momentum, and energy. Moreover, the entropy of particles dissipates as a result of diffusion.

In this section, we are going to show that the system can be written in a novel integro-differential form, which will finally lead to a conservative discrete scheme.

2.1 The Integro-Differential Strong Form

There are two ways to interpret the quasilinear theory. In classical language, it is a model reduction of the Vlasov-Maxwell system in a weak turbulence regime. Meanwhile, in quantum mechanical language, the waves in a plasma can also be regarded as a group of plasmons (wave packets, analogous to photons). Hence the interaction between particles and waves can be interpreted as a stochastic process of particles emitting/absorbing plasmons. For a derivation in quantum mechanical language, we refer the readers to the review paper of Vedenov[16] and the book of Thorne et al.[15]. In what follows, we will rely more on the latter interpretation.

The particle *pdf* is a non-negative function defined on the particle momentum space \mathbb{R}_p^3 , i.e.

$$f(\mathbf{p}, t) : \mathbb{R}_p^3 \times \mathbb{R}_+ \rightarrow \mathbb{R}_+.$$

Each particle carries mass m , momentum \mathbf{p} , and energy $E(\mathbf{p})$. The particle velocity is $\mathbf{v}(\mathbf{p}) = \nabla_{\mathbf{p}} E(\mathbf{p})$.

At the same time, the wave *sed* is a non-negative function defined on the wave momentum space \mathbb{R}_k^3 (the spectral space), i.e.

$$W(\mathbf{k}, t) : \mathbb{R}_k^3 \times \mathbb{R}_+ \rightarrow \mathbb{R}_+.$$

Each plasmon carries momentum $\hbar\mathbf{k}$, energy $\hbar\omega$ and no mass. The relation between wave frequency ω and wave-vector \mathbf{k} is called the dispersion relation, $\omega := \omega(\mathbf{k})$. The wave spectral energy density can be expressed in terms of plasmon number density, $W(\mathbf{k}) = N(\mathbf{k})\hbar\omega(\mathbf{k})$. Therefore it makes no difference whether we use $W(\mathbf{k})$ or $N(\mathbf{k})$ as the unknown.

The equations for quasilinear particle-wave interaction share the following structure,

$$\begin{aligned}\frac{\partial}{\partial t} f(\mathbf{p}, t) &= \text{div}_{\mathbf{p}} (D[W](\mathbf{p}, t) \cdot \nabla_{\mathbf{p}} f(\mathbf{p}, t)), \\ \frac{\partial}{\partial t} W(\mathbf{k}, t) &= \Gamma[f](\mathbf{k}, t) W(\mathbf{k}, t).\end{aligned}\tag{2.1}$$

Both relations, $D : L^1(\mathbb{R}_k^3) \rightarrow (L^\infty(\mathbb{R}_p^3))^{3 \times 3}$ and $\Gamma : H^1(\mathbb{R}_p^3) \rightarrow L^\infty(\mathbb{R}_k^3)$, are determined by transition probabilities of the stochastic emission/absorption process. The transition probabilities per se, depend solely on pre-interaction and post-interaction kinetic variables: particle momentum \mathbf{p} , particle energy $E(\mathbf{p})$, plasmon momentum $\hbar\mathbf{k}$ and plasmon energy $\hbar\omega(\mathbf{k})$. Hence the particle energy relation $E(\mathbf{p})$ and plasmon dispersion relation $\omega(\mathbf{k})$ must be specified before numerical simulation.

Remark 1. *The wave dispersion relation $\omega(\mathbf{k})$ depends on the medium, i.e. the plasma itself, which is evolving. Since the computational cost for an accurate dispersion relation $\omega := \omega(\mathbf{k})$ can be quite high, there is, in practice, a tendency to use low-order approximations based on appropriate assumptions, for example, the cold plasma assumption (see Appendix).*

Remark 2. *In a plasma, there can be multiple wave modes, i.e. multiple "species" of plasmons, each having a distinct dispersion relation $\omega(\mathbf{k})$. In our numerical experiment, we use the dispersion relation of whistler waves in a cold magnetized plasma. Nevertheless, our numerical method is compatible with any dispersion relation, and can be used to simulate multiple wave modes at the same time.*

In the previous paragraphs, we introduced the general governing equations for particles absorbing/emitting plasmons. Next, let us focus on a specific example that the proposed method is designed for.

The Particle-Wave Interaction System for Magnetized Plasmas with Cylindrical Symmetry

We are interested in particle-wave interaction for plasmas embedded in the magnetic field $\mathbf{B}(t) = \mathbf{B}_0$, as a consequence, we will focus on gyro-averaged particle distribution functions $f(\mathbf{p}, t)$ having cylindrical symmetry. For simplicity, it is further assumed that $W(\mathbf{k}, t)$ is cylindrically symmetric.

The background magnetic field \mathbf{B}_0 induces an axis direction $\mathbf{e}_{\parallel} = \mathbf{B}_0/|\mathbf{B}_0|$ and the associated cylindrical coordinates, where $u_{\parallel} = \mathbf{u} \cdot \mathbf{e}_{\parallel}$ and $u_{\perp} = (u^2 - u_{\parallel}^2)^{1/2}$ for any vector $\mathbf{u} \in \mathbb{R}^3$. Then we have $f(\mathbf{p}, t) = f(p_{\parallel}, p_{\perp}, t)$ and $W(\mathbf{k}, t) = W(k_{\parallel}, k_{\perp}, t)$.

Particles with charge q and mass m has gyro-frequency $\omega_c = qB_0/mc$. Note that for electrons, $q = -e$. Particles with momentum \mathbf{p} has relativistic energy $E(\mathbf{p}) = \gamma(\mathbf{p})mc^2$, where γ is the Lorentz factor.

To model the runaway electrons in a tokamak, Breizman et al.[4] used the following equations written in spherical coordinates(i.e. $\theta = \arccos p_{\parallel}/p$),

$$\begin{aligned}\frac{\partial f(\mathbf{p}, t)}{\partial t} &= \frac{1}{p^2} \frac{\partial}{\partial p} p^2 (D_{pp} \frac{\partial f}{\partial p} + D_{p\theta} \frac{\partial f}{p \partial \theta}) + \frac{1}{p \sin \theta} \frac{\partial}{\partial \theta} \sin \theta (D_{\theta p} \frac{\partial f}{\partial p} + D_{\theta\theta} \frac{\partial f}{p \partial \theta}), \\ \frac{\partial W(\mathbf{k}, t)}{\partial t} &= \Gamma(\mathbf{k}, t) W,\end{aligned}\tag{2.2}$$

where the diffusion coefficients are weighted integrals of wave *sed* $W(\mathbf{k}, t)$,

$$\begin{aligned}D_{pp}(\mathbf{p}, t) &= \sum_{l=-\infty}^{+\infty} \int d^3k \{ W(\mathbf{k}, t) U_l(\mathbf{p}, \mathbf{k}) \delta(\omega(\mathbf{k}) - k_{\parallel} v(\mathbf{p}) \cos \theta - l\omega_c/\gamma) \}, \\ D_{p\theta}(\mathbf{p}, t) = D_{\theta p}(\mathbf{p}, t) &= \sum_{l=-\infty}^{+\infty} \int d^3k \left\{ \left(\frac{l\omega_c/\gamma - \omega \sin^2 \theta}{\omega \sin \theta \cos \theta} \right) W(\mathbf{k}, t) U_l(\mathbf{p}, \mathbf{k}) \delta(\omega - k_{\parallel} v \cos \theta - l\omega_c/\gamma) \right\}, \\ D_{\theta\theta}(\mathbf{p}, t) &= \sum_{l=-\infty}^{+\infty} \int d^3k \left\{ \left(\frac{l\omega_c/\gamma - \omega \sin^2 \theta}{\omega \sin \theta \cos \theta} \right)^2 W(\mathbf{k}, t) U_l(\mathbf{p}, \mathbf{k}) \delta(\omega - k_{\parallel} v \cos \theta - l\omega_c/\gamma) \right\},\end{aligned}$$

and the growth rate is a weighted integral of particle *pdf*'s gradient, $\nabla_{\mathbf{p}}f(\mathbf{p}, t)$,

$$\Gamma(\mathbf{k}, t) = \sum_{l=-\infty}^{+\infty} \int d^3p \left\{ v(\mathbf{p}) \left(\frac{\partial f}{\partial p} + \frac{l\omega_c/\gamma - \omega \sin^2 \theta}{\omega(\mathbf{k}) \sin \theta \cos \theta} \frac{\partial f}{p \partial \theta} \right) U_l(\mathbf{p}, \mathbf{k}) \delta(\omega - k_{\parallel} v \cos \theta - l\omega_c/\gamma) \right\}.$$

The coefficients characterizing transition probability, is a function of \mathbf{p} and \mathbf{k} that always takes finite non-negative values,

$$U_l(\mathbf{p}; \mathbf{k}) = 8\pi^2 e^2 \frac{\left\{ \frac{l\omega_c}{k_{\perp} p} J_l + E_3 \cos \theta J_l + iE_2 \sin \theta J_l' \right\}^2}{(1 - E_2^2) \frac{1}{\omega} \frac{\partial}{\partial \omega} (\omega^2 \varepsilon) + 2iE_2 \frac{1}{\omega} \frac{\partial}{\partial \omega} (\omega^2 g) + E_3^2 \frac{1}{\omega} \frac{\partial}{\partial \omega} (\omega^2 \eta)}, \quad (2.3)$$

where the dielectric tensor components ε, g, η and the wave polarization vector components E_j are functions of wave frequency ω as defined in Equation(8.3) and Equation(8.4), argument of the Bessel functions is $k_{\perp} p_{\perp} / m\omega_c$, for details, see Breizman et. al.[4].

The above formulas are sufficient to perform a trivial numerical simulation: treat Equation(2.1) as a normal diffusion equation and a normal reaction equation with time-varying coefficients. The challenging part is to preserve conservation, especially when there are integrals containing the Dirac delta function. Numerical integrals are always performed by quadrature rules, however, the quadrature points usually do not reside exactly on the resonance manifold. In this paper, we propose an unconditionally conservative approach by employing a novel equivalent integro-differential form instead of the original equation. By "unconditional" we mean that the scheme is conservative no matter how the resonance manifold is discretized or broadened.

The Emission/Absorption Kernel and Directional Differential Operator

To rephrase Equation(2.2) in integral-differential form, let us introduce two important concepts, the emission/absorption kernel and the directional differential operator, along with some necessary notations.

Particles with momentum \mathbf{p} do not emit or absorb plasmons with wave vector \mathbf{k} unless a certain resonance condition is satisfied. Define the l -th resonance indicator function $s_l(\mathbf{p}, \mathbf{k}) := \omega(\mathbf{k}) - k_{\parallel} v_{\parallel} - l\omega_c/\gamma(\mathbf{p})$, $l \in \mathbb{Z}$, then the resonance condition reads $s_l(\mathbf{p}, \mathbf{k}) = 0$. Define the l -th resonance manifold as

$$\mathcal{S}_l = \{ (\mathbf{p}, \mathbf{k}) \in \mathbb{R}_p^3 \times \mathbb{R}_k^3 : s_l(\mathbf{p}, \mathbf{k}) = \omega(\mathbf{k}) - k_{\parallel} v_{\parallel} - l\omega_c/\gamma(\mathbf{p}) = 0 \},$$

then we can say that particles with momentum \mathbf{p} emit or absorb plasmons with wave vector \mathbf{k} only when (\mathbf{p}, \mathbf{k}) belongs to one of the resonance manifolds.

Analogous to the definition of collisional kernels in Boltzmann equations and Fokker-Planck-Landau equations, we define the *emission/absorption kernel* which characterizes the probability for a particle with momentum \mathbf{p} to absorb or emit a plasmon with wave vector \mathbf{k} ,

$$\mathcal{B}(\mathbf{p}, \mathbf{k}) = \sum_{l=-\infty}^{+\infty} U_l(\mathbf{p}; \mathbf{k}) \delta(s_l(\mathbf{p}; \mathbf{k})). \quad (2.4)$$

As we have mentioned above, interaction happens only if the resonance condition is satisfied, so the emission/absorption kernel contains a Dirac delta function. The coefficients $U_l(\mathbf{p}, \mathbf{k})$ are given in Equation(2.3). They take finite non-negative values for any coordinates (\mathbf{p}, \mathbf{k}) .

Interaction with a plasmon results in diffusion of particle *pdf* $f(\mathbf{p}, t)$ along a particular direction $\beta(\mathbf{p}, \mathbf{k})$, thus we define the directional differential operator

$$\mathcal{L}(g(\mathbf{p})) := \beta(\mathbf{p}, \mathbf{k}) \cdot \nabla_p g(\mathbf{p}) = \frac{k_{\parallel} v_{\parallel}}{\omega} \frac{p}{p_{\parallel}} \frac{\partial g}{\partial p_{\parallel}} + \left(1 - \frac{k_{\parallel} v_{\parallel}}{\omega} \right) \frac{p}{p_{\perp}} \frac{\partial g}{\partial p_{\perp}} \quad (2.5)$$

Further, define the L^2 inner product in particle momentum space $(u(\mathbf{p}), v(\mathbf{p}))_p := \int_{\mathbb{R}_p^3} u v d^3p$, and the L^2 inner product in wave spectral space $(U(\mathbf{k}), V(\mathbf{k}))_k = \int_{\mathbb{R}_k^3} U V d^3k$.

Denote the adjoint operator of \mathcal{L} by \mathcal{L}^* , then by definition, we have

$$(\mathcal{L}^* u, v)_p = (u, \mathcal{L} v)_p.$$

The Bilinear Integro-Differential Operators

Now all the ingredients are prepared, we claim that the diffusion term and reaction term can be rewritten as bilinear integro-differential operators.

Theorem 1. *The particle-wave interaction system in Equation(2.2) is equivalent to*

$$\begin{aligned}\frac{\partial f(\mathbf{p}, t)}{\partial t} &= \mathbb{B}(W, f) = - \int_{\mathbb{R}_k^3} \mathcal{L}^* (\mathcal{B}(\mathbf{p}, \mathbf{k}) W \mathcal{L} f) d\mathbf{k}, \\ \frac{\partial W(\mathbf{k}, t)}{\partial t} &= \mathbb{H}(f, W) = \int_{\mathbb{R}_p^3} (\mathcal{L} E(\mathbf{p})) W \mathcal{B}(\mathcal{L} f) d\mathbf{p}.\end{aligned}\tag{2.6}$$

Proof. By definition,

$$\int \delta(s(\mathbf{x})) s(\mathbf{x}) g(\mathbf{x}) d\mathbf{x} = \frac{1}{|\nabla_x s|} \int_{\{\mathbf{x}: s(\mathbf{x})=0\}} s(\mathbf{x}) g(\mathbf{x}) d\pi_s = 0$$

Note that

$$\frac{l\omega_c/\gamma - \omega \sin^2 \theta}{\omega \sin \theta \cos \theta} = \frac{\omega \cos \theta - k_{\parallel} v}{\omega \sin \theta},$$

on the resonance manifold.

We obtain Equation(2.6) by substituting the above identity into Equation(2.2) and rewriting everything in cylindrical coordinates(i.e. replacing θ with $\arccos p_{\parallel}/p$). \square

Remark 3. *Both the particle diffusion operator \mathbb{B} and the wave reaction operator \mathbb{H} mix particle momentum \mathbf{p} and plasmon wave vector \mathbf{k} through the absorption/emission kernel $\mathcal{B}(\mathbf{p}, \mathbf{k})$.*

Remark 4. *One might have noticed that $\mathcal{L} E(\mathbf{p}) = v(\mathbf{p})$. The reason we write $\mathcal{L} E$ rather than v is to induce our conservative semi-discrete form and to save preprocessing time. The details will be addressed next.*

2.2 The Unconditionally Conservative Weak Form and H-Theorem

The weak form not only enables finite element discretization, but also reveals the structure of the system. To obtain the weak formulation associated with the system(2.6), test it with $\phi(\mathbf{p})$ and $\eta(\mathbf{k})$, we obtain that

$$\begin{aligned}\int_{\mathbb{R}_p^3} \frac{\partial f}{\partial t} \phi d\mathbf{p} &= - \int_{\mathbb{R}_k^3} d\mathbf{p} \int_{\mathbb{R}_p^3} d\mathbf{k} \{ \mathcal{L} \phi \mathcal{L} f W \mathcal{B} \} \\ \int_{\mathbb{R}_k^3} \frac{\partial W}{\partial t} \eta d\mathbf{k} &= \int_{\mathbb{R}_k^3} d\mathbf{k} \int_{\mathbb{R}_p^3} d\mathbf{p} \{ \eta \mathcal{L} E \mathcal{L} f W \mathcal{B} \}\end{aligned}$$

Note that the order of integration here is different on the right-hand side. In what follows, assume that $\int_{\mathbb{R}_k^3 \times \mathbb{R}_p^3} d\mathbf{k} d\mathbf{p} | \mathcal{L} \phi \mathcal{L} f W \mathcal{B} |$ and $\int_{\mathbb{R}_k^3 \times \mathbb{R}_p^3} d\mathbf{k} d\mathbf{p} | \eta \mathcal{L} E \mathcal{L} f W \mathcal{B} |$ are finite, therefore by Fubini's theorem, the order of integration does not matter,

$$\begin{aligned}\int_{\mathbb{R}_p^3} \left(\int_{\mathbb{R}_k^3} \mathcal{L} \phi \mathcal{L} f W \mathcal{B} d\mathbf{k} \right) d\mathbf{p} &= \int_{\mathbb{R}_k^3} \left(\int_{\mathbb{R}_p^3} \mathcal{L} \phi \mathcal{L} f W \mathcal{B} d\mathbf{p} \right) d\mathbf{k} = \iint_{\mathbb{R}_p^3 \times \mathbb{R}_k^3} d\mathbf{k} d\mathbf{p} \{ \mathcal{L} \phi \mathcal{L} f W \mathcal{B} \} \\ \int_{\mathbb{R}_k^3} \left(\int_{\mathbb{R}_p^3} \eta \mathcal{L} E \mathcal{L} f W \mathcal{B} d\mathbf{p} \right) d\mathbf{k} &= \int_{\mathbb{R}_p^3} \left(\int_{\mathbb{R}_k^3} \eta \mathcal{L} E \mathcal{L} f W \mathcal{B} d\mathbf{k} \right) d\mathbf{p} = \iint_{\mathbb{R}_p^3 \times \mathbb{R}_k^3} d\mathbf{k} d\mathbf{p} \{ \eta \mathcal{L} E \mathcal{L} f W \mathcal{B} \}.\end{aligned}$$

On the right-hand side is inner products of bilinear integro-differential operators with test functions. Therefore to simplify the notation, we can define trilinear forms B and H as follows:

$$\begin{aligned}B(f, W, \phi) &:= \iint_{\mathbb{R}_p^3 \times \mathbb{R}_k^3} d\mathbf{k} d\mathbf{p} \{ \mathcal{L} \phi \mathcal{L} f W \mathcal{B} \}, \\ H(W, f, \eta) &:= \iint_{\mathbb{R}_p^3 \times \mathbb{R}_k^3} d\mathbf{k} d\mathbf{p} \{ \eta \mathcal{L} E \mathcal{L} f W \mathcal{B} \}.\end{aligned}\tag{2.7}$$

As a result, the weak form of system(2.6) can be written as,

$$\begin{aligned} \left(\frac{\partial f}{\partial t}, \phi \right)_p &= -B(f, W, \phi), \\ \left(\frac{\partial W}{\partial t}, \eta \right)_k &= H(W, f, \eta). \end{aligned} \quad (2.8)$$

Suppose that the absorption/emission kernel \mathcal{B} is replaced with its approximation \mathcal{B}_ε . For example, sometimes the Dirac delta function $\delta(s_l(\mathbf{p}, \mathbf{k}))$ is replaced with a finite non-negative function $\delta_\varepsilon(s_l(\mathbf{p}, \mathbf{k}))$ with finite width ε , either for the purpose of modeling or numerical computation. The following theorem shows that as long as we use the weak form in Equation(2.8), the conservation laws still hold.

Theorem 2 (unconditional conservation). *If $f(\mathbf{p}, t)$ and $W(\mathbf{k}, t)$ solve the system(2.8) with emission/absorption kernel being replaced by \mathcal{B}_ε , then for any \mathcal{B}_ε we have the following conservation laws,*

- *Mass Conservation*

$$\frac{\partial}{\partial t} \mathcal{M}_{tot} = \frac{\partial}{\partial t} ((f, 1)_p + (W, 0)_k) = 0$$

- *Momentum Conservation*

$$\frac{\partial}{\partial t} \mathcal{P}_{\parallel}^{tot} = \frac{\partial}{\partial t} \left((f, p_{\parallel})_p + \left(\frac{W}{\hbar\omega}, \hbar k_{\parallel} \right)_k \right) = 0,$$

- *Energy Conservation*

$$\frac{\partial}{\partial t} \mathcal{E}_{tot} = \frac{\partial}{\partial t} ((f, E)_p + \left(\frac{W}{\hbar\omega}, \hbar\omega \right)_k) = 0$$

Proof. Sum the two rows in Equation(2.8), we have

$$\left(\frac{\partial f}{\partial t}, \phi \right)_p + \left(\frac{\partial W}{\partial t}, \eta \right)_k = \int_{\mathbb{R}_p^3 \times \mathbb{R}_k^3} d\mathbf{k} d\mathbf{p} \{ (\eta \mathcal{L} E - \mathcal{L} \phi) \mathcal{L} f W \mathcal{B}_\varepsilon \} \quad (2.9)$$

Substitute the test functions $\{\phi, \eta\}$ with conservation quantity pairs $\{\phi_c, \eta_c\}$, i.e. mass pair $\{1, 0\}$, parallel momentum pair $\{p_{\parallel}, \frac{k_{\parallel}}{\omega}\}$ and energy pair $\{E, 1\}$. In principle the condition for conservation is $\eta_c \mathcal{L} E - \mathcal{L} \phi_c = 0$ on the approximate resonance manifold $\mathcal{S} = \{(\mathbf{p}, \mathbf{k}) \in \mathbb{R}_p^3 \times \mathbb{R}_k^3 : \mathcal{B}_\varepsilon(\mathbf{p}, \mathbf{k}) \neq 0\}$. However, due to our particular definition of the directional differential operator \mathcal{L} , we actually have $\eta_c \mathcal{L} E - \mathcal{L} \phi_c = 0$ on the whole domain $\mathbb{R}_p^3 \times \mathbb{R}_k^3$. Therefore the conservation laws hold regardless of emission/absorption kernel \mathcal{B}_ε . \square

Remark 5. *The unconditionally conservative form also exists for unmagnetized plasmas with cylindrical symmetry, where we just replace the emission/absorption kernel with $\mathcal{B} = \frac{1}{2\pi} \int_0^{2\pi} \frac{\omega^2}{k^2 v^2} \delta(\omega - k_{\parallel} v_{\parallel} - k_{\perp} v_{\perp} \cos \alpha) d\alpha$.*

Recall the definition of emission/absorption kernel \mathcal{B} ,

$$\mathcal{B}(\mathbf{p}, \mathbf{k}) = \sum_{l=-\infty}^{+\infty} U_l(\mathbf{p}; \mathbf{k}) \delta(s_l(\mathbf{p}; \mathbf{k})).$$

Test the equation for particle *pdf* with $\phi(\mathbf{p}) = \log f(\mathbf{p})$, since U_l and W are non-negative, the right-hand side will be non-positive,

$$\left(\frac{\partial f}{\partial t}, \log f \right)_p = - \iint d\mathbf{k} d\mathbf{p} \frac{1}{f} (\mathcal{L} f)^2 W \mathcal{B} \leq 0,$$

thus we can prove the dissipation of entropy, i.e. H-theorem for the particle *pdf*,

$$\frac{\partial}{\partial t} (f, \log f)_p = \left(\frac{\partial f}{\partial t}, \log f \right)_p + \left(\frac{\partial f}{\partial t}, 1 \right)_p \leq 0. \quad (2.10)$$

3 The Conservative Discretization

This section aims to find a semi-discrete problem that consistently approximates the original system, and at the same time preserves discrete conservation laws. So in the following subsections, we will first introduce our finite element discretization, and then elaborate on the conservation technique.

3.1 The Finite Element Discretization

The Cut-Off Domain and Boundary Conditions

Analogous to existing work on kinetic equations, for example, the papers of Zhang et al.[18, 19], we assume that given any $0 < \epsilon_p \ll 1$ and $0 < \epsilon_k \ll 1$, there exists finite cylindrical domains $\Omega_p^L \subsetneq \mathbb{R}_p^3$ and $\Omega_k^L \subsetneq \mathbb{R}_k^3$ such that for any $t \geq 0$,

$$\left| 1 - \frac{\int_{\Omega_p^L} f(\mathbf{p}, t) d^3 p}{\int_{\mathbb{R}_p^3} f(\mathbf{p}, t) d^3 p} \right| \leq \epsilon_p,$$

and

$$\left| 1 - \frac{\int_{\Omega_k^L} W(\mathbf{k}, t) d^3 k}{\int_{\mathbb{R}_k^3} W(\mathbf{k}, t) d^3 k} \right| \leq \epsilon_k.$$

The particle momentum cut-off domain Ω_p^L is supposed to be adaptive, while in our numerical experiments it turns out that, as a result of anisotropic diffusion, there is no need to extend it.

Then it is reasonable to solve the equations in cut-off domains Ω_p^L and Ω_k^L . For the wave *sed* $W(\mathbf{k})$, there is no need for a boundary condition since there is no flux in wave vector space. For the particle *pdf*, we have the following choices, and when the domain Ω_p^L is large enough, they are actually equivalent.

On the boundary $\partial\Omega_p^L$ of cut-off domain Ω_p^L , $|f|$ and $|\nabla_{\mathbf{p}} f|$ are nearly zero, two types of boundary conditions can be applied,

1. The zero-value boundary condition

$$f = 0, \quad \forall \mathbf{p} \in \partial\Omega_p^L$$

2. The zero-flux boundary condition

$$(D[W]\nabla_{\mathbf{p}} f) \cdot \mathbf{n} = 0, \quad \forall \mathbf{p} \in \partial\Omega_p^L$$

Suppose we test the diffusion equation with $\phi_h \in V_h$. With Neumann's boundary condition, i.e. in the zero-flux case, the semi-discrete weak form reads:

$$\left(\frac{\partial f_h}{\partial t}, \phi_h \right) + (D[W_h]\nabla_{\mathbf{p}} f_h, \nabla_{\mathbf{p}} \phi_h) = 0$$

For Dirichlet's boundary conditions given by to zero-value on the discretized boundary, i.e. $f_{\text{ini}}|_{\partial\Omega_p^L} \equiv 0$, Nitsche's method [11] applies, hence the weak the semi-discrete form reads

$$\left(\frac{\partial f_h}{\partial t}, \phi_h \right) + (D[W_h]\nabla_{\mathbf{p}} f_h, \nabla_{\mathbf{p}} \phi_h) - \langle (D[W_h]\nabla_{\mathbf{p}} f_h) \cdot \mathbf{n}_p, \phi_h \rangle_{\partial\Omega_p^L} + \langle (D[W_h]\nabla_{\mathbf{p}} \phi_h) \cdot \mathbf{n}_p, f_h \rangle_{\partial\Omega_p^L} = 0$$

The only difference between them is the boundary integral, which can be below machine epsilon for large enough Ω_p^L , because D and ϕ_h are finite, while $|f_h|$ and $|\nabla_{\mathbf{p}} f_h|$ goes to zero as we enlarge the domain. Stability can be proved for both formulations, in the rest of the article, for simplicity, we will use the zero-flux boundary condition.

The Finite Element Spaces

Since we have assumed cylindrical symmetry, the 3P-3K problem actually becomes 2P-2K.

$$\begin{aligned}\mathbf{p} &= (p_1, p_2, p_3) \in \Omega_p^L \Leftrightarrow (p_{\parallel}, p_{\perp}) \in \tilde{\Omega}_p^L \subset \mathbb{R} \times \mathbb{R}^+ \\ \mathbf{k} &= (k_1, k_2, k_3) \in \Omega_k^L \Leftrightarrow (k_{\parallel}, k_{\perp}) \in \tilde{\Omega}_k^L \subset \mathbb{R} \times \mathbb{R}^+\end{aligned}$$

Let $\mathcal{T}_h^p = \{R_p\}$, $\mathcal{T}_h^k = \{R_k\}$ be rectangular partitions of $\tilde{\Omega}_p^L$ and $\tilde{\Omega}_k^L$ respectively. We define the meshsize for momentum space as $h_p = \max_{R_p \in \mathcal{T}_h^p} \text{diam}(R_p)$ and the meshsize for wave vector space as $h_k = \max_{R_k \in \mathcal{T}_h^k} \text{diam}(R_k)$.

The test space for particle *pdf* consists of continuous piecewise polynomials with degree α_1 ,

$$\mathcal{G}_h^{\alpha_1} = \{f(p_{\parallel}, p_{\perp}) \in C^0(\Omega_p) : f|_{R_p} \in Q^{\alpha_1}(R_p), \forall R_p \in \mathcal{T}_h^p\}. \quad (3.1)$$

The test space for wave *sed* is the broken polynomial space with degree α_2 ,

$$\mathcal{W}_h^{\alpha_2} = \{W(k_{\parallel}, k_{\perp}) : W|_{R_k} \in Q^{\alpha_2}(R_k), \forall R_k \in \mathcal{T}_h^k\}. \quad (3.2)$$

To ensure positivity of W_h , it is required that $\alpha_2 = 0$ or $\alpha_2 = 1$, the reason will be addressed later.

Choose a projection $\Pi_{p,h}$ into test space $\mathcal{G}_h^{\alpha_1}$ such that $\lim_{h \rightarrow 0} \|\Pi_{p,h}g(\mathbf{p}) - g(\mathbf{p})\|_{H^1(\Omega_p^L)} = 0$, and a projection $\Pi_{k,h}$ into test space $\mathcal{W}_h^{\alpha_2}$ such that $\lim_{h \rightarrow 0} \|\Pi_{k,h}g(\mathbf{k}) - g(\mathbf{k})\|_{L^2(\Omega_k^L)} = 0$. There is no need to specify particular projections until we implement it in the numerical examples, our method works with any of them.

3.2 The Conservative Semi-Discrete Form

Adopting the zero-flux boundary condition, testing the system on the cut-off domain with $\phi_h \in \mathcal{G}_h^{\alpha_1}$ and $\eta_h \in \mathcal{W}_h^{\alpha_2}$, we write the following semi-discrete weak form,

$$\begin{aligned}\left(\frac{\partial f_h}{\partial t}, \phi_h\right)_p &= -B_L^u(f_h, W_h, \phi_h) := - \iint_{\Omega_k^L \times \Omega_p^L} d\mathbf{k} d\mathbf{p} \{ \mathcal{L} \phi_h \mathcal{L} f_h W_h \mathcal{B} \}, \\ \left(\frac{\partial W_h}{\partial t}, \eta_h\right)_k &= H_L^u(W_h, f_h, \eta_h) := \iint_{\Omega_k^L \times \Omega_p^L} d\mathbf{k} d\mathbf{p} \{ \eta_h \mathcal{L} E \mathcal{L} f_h W_h \mathcal{B} \},\end{aligned}$$

where the subscript L means integral on cut-off domain, the superscript u means unconservative. We will first analyze the source of conservation errors and then present our conservative semi-discrete trilinear forms B_L and H_L .

The Source of Conservation Errors

Suppose different quadrature rules R_1 and R_2 are used for different equations,

$$\begin{aligned}\left(\frac{\partial f_h}{\partial t}, \phi_h\right)_p &= R_1 \left[- \int_{\Omega_p^L} d\mathbf{p} \int_{\Omega_k^L} d\mathbf{k} \{ \mathcal{L} \phi_h \mathcal{L} f_h W_h \mathcal{B} \} \right] \\ \left(\frac{\partial W_h}{\partial t}, \eta_h\right)_k &= R_2 \left[\int_{\Omega_k^L} d\mathbf{k} \int_{\Omega_p^L} d\mathbf{p} \{ \eta_h \mathcal{L} E \mathcal{L} f_h W_h \mathcal{B} \} \right]\end{aligned}$$

The error of conservation laws can be decomposed into three terms,

$$\begin{aligned}& \frac{\partial}{\partial t} ((f_h, \Pi_{p,h}\phi)_p + (W_h, \Pi_{k,h}\eta)_k) \\ &= R_1 \left[- \int_{\Omega_p^L} d\mathbf{p} \int_{\Omega_k^L} d\mathbf{k} \{ (\mathcal{L} \Pi_{p,h}\phi) \mathcal{L} f_h W_h \mathcal{B} \} \right] + R_2 \left[\int_{\Omega_k^L} d\mathbf{k} \int_{\Omega_p^L} d\mathbf{p} \{ (\Pi_{k,h}\eta \mathcal{L} E) \mathcal{L} f_h W_h \mathcal{B} \} \right] \\ &= A_1 + A_2 + A_3,\end{aligned}$$

where

$$\begin{aligned} A_1 &= (R_1 - I) \left[\int_{\Omega_k^L} d\mathbf{k} \int_{\Omega_p^L} d\mathbf{p} \{(-\mathcal{L}\Pi_{p,h}\phi) \mathcal{L}f_h W_h \mathcal{B}\} \right], \\ A_2 &= (I - R_2) \left[\int_{\Omega_k^L} d\mathbf{k} \int_{\Omega_p^L} d\mathbf{p} \{(-\mathcal{L}\Pi_{p,h}\phi) \mathcal{L}f_h W_h \mathcal{B}\} \right], \\ A_3 &= R_2 \left[\int_{\Omega_k^L} d\mathbf{k} \int_{\Omega_p^L} d\mathbf{p} \{(\Pi_{k,h}\eta \mathcal{L}E - \mathcal{L}\Pi_{p,h}\phi) \mathcal{L}f_h W_h \mathcal{B}\} \right]. \end{aligned}$$

The error terms A_1 and A_2 are caused by inconsistent numerical integration on the resonance manifold. Suppose that $R_1 - I$ is of the same order as $O(h^a)$, and quadrature rule R_2 has error $O(h^b)$, then the sum will be roughly $O(h^{\min\{a,b\}})$. The last error term A_3 is a result of projection error, whose order depends on the degree of test spaces, α_1 and α_2 .

Note that A_1 and A_2 cancel out when we use the same quadrature rules, i.e. $R_1 = R_2$. In what follows, we will introduce a conservative semi-discrete form such that A_3 disappears.

The Conservative Semi-Discrete Form

Recall the definition of directional differential operator \mathcal{L} ,

$$\mathcal{L}g = \frac{k_{\parallel} v_{\parallel}}{\omega} \frac{p}{p_{\parallel}} \frac{\partial g}{\partial p_{\parallel}} + \left(1 - \frac{k_{\parallel} v_{\parallel}}{\omega}\right) \frac{p}{p_{\perp}} \frac{\partial g}{\partial p_{\perp}} = N_{\parallel} \frac{\partial E}{\partial p_{\perp}} \frac{p}{p_{\perp}} \frac{\partial g}{\partial p_{\parallel}} + (1 - N_{\parallel}) \frac{\partial E}{\partial p_{\parallel}} \frac{p}{p_{\perp}} \frac{\partial g}{\partial p_{\perp}}.$$

We propose a discretized operator \mathcal{L}_h defined as follows,

$$\mathcal{L}_h := N_{\parallel,h} \frac{\partial E_h}{\partial p_{\perp}} \frac{p}{p_{\perp}} \frac{\partial g}{\partial p_{\parallel}} + (1 - N_{\parallel,h}) \frac{\partial E_h}{\partial p_{\parallel}} \frac{p}{p_{\perp}} \frac{\partial g}{\partial p_{\perp}}, \quad (3.3)$$

where the discretized kinetic energy is defined as $E_h = \Pi_{p,h} E(\mathbf{p})$, and the discretized wave refractive index is defined as $N_{\parallel,h} = \Pi_{k,h} N_{\parallel} = \Pi_{k,h} \frac{k_{\parallel}}{\omega(\mathbf{k})}$.

The main result of this paper is stated in the following theorem.

Theorem 3. *If $f_h(\mathbf{p}, t)$ and $W_h(\mathbf{k}, t)$ are solutions of the following semi-discrete weak form,*

$$\begin{aligned} \left(\frac{\partial f_h}{\partial t}, \phi_h\right)_p &= -B_L(f_h, W_h, \phi_h) := - \iint_{\Omega_k^L \times \Omega_p^L} d\mathbf{k} d\mathbf{p} \{ \mathcal{L}_h \phi_h \mathcal{L}_h f_h W_h \mathcal{B}_h \}, \\ \left(\frac{\partial W_h}{\partial t}, \eta_h\right)_k &= H_L(W_h, f_h, \eta_h) := \iint_{\Omega_k^L \times \Omega_p^L} d\mathbf{k} d\mathbf{p} \{ \eta_h \mathcal{L}_h E_h \mathcal{L}_h f_h W_h \mathcal{B}_h \}, \end{aligned} \quad (3.4)$$

then the following discrete conservation laws hold,

$$\begin{aligned} \frac{\partial}{\partial t} \mathcal{M}_{tot,h} &= \frac{\partial}{\partial t} ((f_h, \Pi_{p,h} 1)_p + (W_h, 0)_k) = 0, \\ \frac{\partial}{\partial t} \mathcal{P}_{tot,h}^{\parallel} &= \frac{\partial}{\partial t} ((f_h, \Pi_{p,h} p_{\parallel})_p + (W_h, \Pi_{k,h} N_{\parallel})_k) = 0, \\ \frac{\partial}{\partial t} \mathcal{E}_{tot,h} &= \frac{\partial}{\partial t} ((f_h, \Pi_{p,h} E(\mathbf{p}))_p + (W_h, \Pi_{k,h} 1)_k) = 0. \end{aligned}$$

Proof. Substitute the discrete conservation pairs $\{\Pi_{p,h} 1, 0\}$, $\{\Pi_{p,h} p_{\parallel}, \Pi_{k,h} N_{\parallel}\}$ and $\{\Pi_{p,h} E(\mathbf{p}), \Pi_{k,h} 1\}$ into semi-discrete form (3.4) and use the definition of \mathcal{L}_h . \square

Corollary 1. *If in addition to the assumptions of Theorem(3), the projections are L^2 orthogonal projections, i.e.*

$$(u - \Pi_{p,h} u, v)_p = 0, \forall v \in \mathcal{G}_h^{\alpha_1}$$

and

$$(U - \Pi_{k,h}U, V)_k = 0, \forall V \in \mathcal{W}_h^{\alpha_2},$$

then the exact conservation laws are preserved, i.e.

$$\begin{aligned} \frac{\partial}{\partial t} \mathcal{M}_{tot,h} &= \frac{\partial}{\partial t} ((f_h, 1)_p + (W_h, 0)_k) = 0, \\ \frac{\partial}{\partial t} \mathcal{P}_{tot,h}^{\parallel} &= \frac{\partial}{\partial t} ((f_h, p_{\parallel})_p + (W_h, N_{\parallel})_k) = 0, \\ \frac{\partial}{\partial t} \mathcal{E}_{tot,h} &= \frac{\partial}{\partial t} ((f_h, E(\mathbf{p}))_p + (W_h, 1)_k) = 0. \end{aligned}$$

Proof. Use the fact that $f_h \in \mathcal{G}_h^{\alpha_1}$ and $W_h \in \mathcal{W}_h^{\alpha_2}$. \square

Remark 6. Same as stated in Theorem(2), our semi-discrete weak form is also unconditionally conservative, i.e. the conservation does not depend on a particular discrete emission/absorption kernel \mathcal{B}_h .

4 The Sparse Interaction Tensors

Suppose that the test spaces are spanned by basis functions, i.e. $\mathcal{G}_h^{\alpha_1} = \text{span}\{\phi_i\}$ and $\mathcal{W}_h^{\alpha_2} = \text{span}\{\eta_j\}$. Then we can express the discrete particle *pdf* f_h and wave *sed* W_h as a linear combination of basis functions.

$$\begin{aligned} f_h(\mathbf{p}, t) &= \sum_{i=1}^{N_f} a_i(t) \phi_i(\mathbf{p}) \\ W_h(\mathbf{k}, t) &= \sum_{j=1}^{N_w} w_j(t) \eta_j(\mathbf{k}) \end{aligned}$$

By definition, $E_h = \Pi_{p,h}E \in \mathcal{G}_h^{\alpha_1}$, therefore it is also a linear combination of basis functions, $E_h = \sum_{q=1}^{N_f} E_q \phi_q$.

Substitute the above expressions into Equation(3.4), then the semi-discrete system becomes a first-order finite dimension ODE system:

$$\begin{aligned} \sum_{i=1}^{N_f} \frac{\partial a_i}{\partial t} \int \phi_i \phi_m d^3p &= - \sum_{n=1}^{N_f} \sum_{k=1}^{N_w} a_n w_k \int_{\Omega_p^L} d\mathbf{p} \int_{\Omega_k^L} d\mathbf{k} \{ \mathcal{L}_h \phi_m \mathcal{L}_h \phi_n \eta_k \mathcal{B}(\mathbf{p}; \mathbf{k}) \} \\ \sum_{j=1}^{N_w} \frac{\partial w_j}{\partial t} \int \eta_j \eta_q d^3k &= \sum_{k=1}^{N_w} \sum_{n=1}^{N_f} w_k a_n \int_{\Omega_k^L} d\mathbf{k} \int_{\Omega_p^L} d\mathbf{p} \{ \eta_q \mathcal{L}_h E_h \mathcal{L}_h \phi_n \eta_k \mathcal{B}(\mathbf{p}; \mathbf{k}) \} \end{aligned}$$

Denote the mass matrix for particle *pdf* as $A_{im} = (\phi_i, \phi_m)_p$, and denote the mass matrix for wave *sed* as $G_{jq} = (\eta_j, \eta_q)_k$.

Analogously, define the interaction tensors B and H corresponding to the trilinear forms.

$$\begin{aligned} B_{nkm} &= B(\phi_n, \eta_k, \phi_m) \\ H_{knq} &= H(\eta_k, \phi_n, \eta_q) \end{aligned}$$

As a result, we obtain the nonlinear ODE system corresponding to semi-discrete weak form(3.4):

$$\begin{aligned} \frac{\partial a_i}{\partial t} A_{im} &= -a_n w_k B_{nkm} \\ \frac{\partial w_j}{\partial t} G_{jq} &= w_k a_n H_{knq} \end{aligned} \tag{4.1}$$

The interaction tensors B and H are both sparse tensors for two reasons: compactly supported basis and the resonant feature of trilinear forms. Taking particle interaction tensor B as an example, $B_{nkm} = 0$ when

1. ϕ_m and ϕ_n are not in neighboring elements.
2. ϕ_m and η_k do not "resonate", i.e. $\text{supp}(\phi_m) \times \text{supp}(\eta_k)$ does not intersect with the resonant manifold.

Suppose in each dimension we have $O(n)$ meshes, then the shape of particle interaction tensor B is roughly $O(n^2) \times O(n^2) \times O(n^2)$, while the number of nonzero elements will be only $O(n^3)$, i.e. the sparsity of tensor B is about $1 - \frac{1}{O(n^3)}$. A similar analysis can also be applied to the wave interaction tensor H .

We observed that the trilinear forms B and H defined in Equation(2.7) have similar structures. Therefore one might wonder if there is any relation between the interaction tensors B and H . It turns out that when $\alpha_2 = 0$, i.e. piecewise constant basis functions are used for wave *sed* W_h , we can infer any nonzero element of wave interaction tensor H from particle interaction tensor B . In practice, the interaction tensors are precomputed and saved for later use. Taking advantage of this relation, we can save half the time of preprocessing. The derivation is as follows.

When $\alpha_2 = 0$, $\mathcal{W}_h^{\alpha_2} = \text{span}\{\eta_j\}$ are piecewise constant functions, we have

$$\eta_i(\mathbf{k})\eta_j(\mathbf{k}) = \delta_{ij}\eta_i(\mathbf{k}).$$

Then the mass matrix for wave *sed* is diagonal,

$$G_{jq} = (\eta_j, \eta_q)_k = \int_{R_k^j} \delta_{jq} d^3k = \text{diag}(\mu(R_k^j)),$$

where $\mu(R_k^j) = \int_{R_k^j} 1 d^3k$ is the measure of j -th element in Ω_k^L .

Moreover, note that if we define a 4-th order tensor

$$\tilde{H}_{mknq} := \int_{\Omega_k^L} d\mathbf{k} \int_{\Omega_p^L} d\mathbf{p} \{ \mathcal{L}_h \phi_m \mathcal{L}_h \phi_n \eta_k \eta_q \mathcal{B}(\mathbf{p}; \mathbf{k}) \}$$

Recall the expansion $E_h = \sum_{q=1}^{N_f} E_q \phi_q$, and substitute it into the definition of wave interaction tensor H , we obtain the relation between H_{knq} and \tilde{H}_{mknq} ,

$$H_{knq} = H(\eta_k, \phi_n, \eta_q) = \sum_{m=1}^{N_f} E_m \tilde{H}_{mknq}$$

It can be observed that the form of \tilde{H}_{mknq} is almost identical to the definition of particle tensor B_{mnk} , except for the extra η_q . Replace $\eta_k(\mathbf{k})\eta_q(\mathbf{k})$ with $\delta_{kq}\eta_k(\mathbf{k})$, we obtain the relation between \tilde{H}_{mknq} and B_{mnk} ,

$$\tilde{H}_{mknq} = \delta_{kq} \int_{\Omega_k^L} d\mathbf{k} \int_{\Omega_p^L} d\mathbf{p} \{ \mathcal{L}_h \phi_m \mathcal{L}_h \phi_n \eta_k \mathcal{B}(\mathbf{p}; \mathbf{k}) \} = \delta_{kq} B_{mnk}.$$

Therefore B_{mnk} and E_m is all we need to calculate H_{knq} ,

$$H_{knq} = \sum_{m=1}^{N_f} E_m \tilde{H}_{mknq} = \sum_{m=1}^{N_f} E_m \delta_{kq} B_{mnk} = \delta_{kq} \sum_{m=1}^{N_f} E_m B_{mnk} = \begin{cases} 0, & k \neq q \\ \sum_{m=1}^{N_f} E_m B_{mnk} & k = q \end{cases}$$

5 Stability and Positivity

In this section, we investigate the stability of the fully discretized nonlinear system. With semi-implicit time discretization, there is no constraint on time step size from the CFL condition. However, the stability will rely on the positivity of W_h , which results in a condition for the time step size, relevant to the gradient of particle *pdf* f_h . The condition will not cause any trouble for implementation, because we can always adapt the step size a posteriori.

5.1 Stability of the Semi-Discrete Form

Consider the equation for particle *pdf* only, it has the form of a diffusion equation, thus its stability relies on the fact that the diffusion coefficient is positive semi-definite, which further relies on the positivity of wave *sed* W_h .

Lemma 1 (L^2 stability of $f_h(\mathbf{p})$ and L^1 bound of $W_h(\mathbf{k})$). *Suppose $f_h(\mathbf{p}, t)$ and $W_h(\mathbf{k}, t)$ are the solution of equation(3.4) with the following initial condition:*

$$\begin{aligned} f_h(\mathbf{p}, 0) &= f_h^0(\mathbf{p}) \\ W_h(\mathbf{k}, 0) &= W_h^0(\mathbf{k}) \end{aligned}$$

If W_h always takes non-negative values, i.e. $W_h(\mathbf{k}, t) \geq 0, \forall \mathbf{k} \in \Omega_k^L, \forall t \geq 0$, then f_h has L^2 stability

$$\|f_h\|_{L^2(\Omega_p^L)} \leq \|f_h^0\|_{L^2(\Omega_p^L)}$$

and W_h has bounded L^1 norm.

$$\|W_h\|_{L^1(\Omega_k^L)} \leq \mathcal{E}_{tot,h}^0 + \|f_h^0\|_{L^2(\Omega_p^L)} \cdot \|\Pi_{p,h}E\|_{L^2(\Omega_p^L)}$$

Proof. Since f_h belongs to the test space $\mathcal{G}_h^{\alpha 1}$, we test the equation for particles with f_h , we obtain that

$$\left(\frac{\partial f_h}{\partial t}, f_h\right)_p = - \int_{\Omega_k^L} d\mathbf{k} \int_{\Omega_p^L} d\mathbf{p} \{(\mathcal{L}_h f_h)^2 W_h \mathcal{B}\}.$$

The right hand side is non-positive as long as W_h always take non-negative values, therefore the L^2 norm of f_h always decreases,

$$\frac{1}{2} \frac{\partial}{\partial t} \|f_h\|_{L^2(\Omega_p^L)}^2 \leq 0 \Rightarrow \|f_h\|_{L^2(\Omega_p^L)} \leq \|f_h^0\|_{L^2(\Omega_p^L)}$$

Now consider W_h , by definition,

$$\|W_h\|_{L^1(\Omega_k^L)} = (W_h, \text{sgn}(W_h))_k = (W_h, 1)_k$$

Recall the energy conservation property in Theorem 3:

$$\|W_h\|_{L^1(\Omega_k^L)} + (f_h, \Pi_{p,h}E)_p = \mathcal{E}_{tot,h}^0$$

Use Holder's inequality

$$\begin{aligned} \|W_h\|_{L^1(\Omega_k^L)} &= \mathcal{E}_{tot,h}^0 - (f_h, \Pi_{p,h}E)_p \\ &\leq \mathcal{E}_{tot,h}^0 + |(f_h, \Pi_{p,h}E)_p| \\ &\leq \mathcal{E}_{tot,h}^0 + \|f_h\|_{L^2(\Omega_p^L)} \cdot \|\Pi_{p,h}E\|_{L^2(\Omega_p^L)} \end{aligned}$$

By the L^2 -stability of f_h , we obtain the upper bound of W_h 's L^1 norm,

$$\|W_h\|_{L^1(\Omega_k^L)} \leq \mathcal{E}_{tot,h}^0 + \|f_h\|_{L^2(\Omega_p^L)} \cdot \|E\|_{L^2(\Omega_p^L)} \leq \mathcal{E}_{tot,h}^0 + \|f_h^0\|_{L^2(\Omega_p^L)} \cdot \|\Pi_{p,h}E\|_{L^2(\Omega_p^L)}$$

□

5.2 Time Discretization

Recall our conservative semi-discrete weak form,

$$\begin{aligned} \left(\frac{\partial f_h}{\partial t}, \phi_h\right)_p &= -B_L(f_h, W_h, \phi_h) := - \iint_{\Omega_k^L \times \Omega_p^L} d\mathbf{k} d\mathbf{p} \{ \mathcal{L}_h \phi_h \mathcal{L}_h f_h W_h \mathcal{B}_h \}, \\ \left(\frac{\partial W_h}{\partial t}, \eta_h\right)_k &= H_L(W_h, f_h, \eta_h) := \iint_{\Omega_k^L \times \Omega_p^L} d\mathbf{k} d\mathbf{p} \{ \eta_h \mathcal{L}_h E_h \mathcal{L}_h f_h W_h \mathcal{B}_h \}, \end{aligned}$$

The time step size of the explicit scheme for diffusion equations is restricted by the CFL condition. Two reasons urge us to avoid explicit schemes,

1. The CFL bound of step size may be too restrictive, and we might lose efficiency.
2. The upper bound depends on the eigenvalues of time-varying diffusion coefficients. However, in the proposed scheme, we never calculate the diffusion coefficient explicitly, instead, we compute the interaction tensor B associated with the trilinear form B .

On the other hand, due to nonlinearity, a fully implicit scheme requires fixed-point iteration involving both particle *pdf* f_h and wave *sed* W_h , which can be time-consuming. Therefore, the objective is to find a scheme that is only implicit for f_h , and at the same time preserves discrete conservation laws.

We propose the following semi-implicit scheme,

$$\begin{aligned} \left(\frac{f_h^{s+1} - f_h^s}{\Delta t}, \phi_h\right)_p + B_L(f_h^{s+1}, W_h^s, \phi_h) &= 0 \\ \left(\frac{W_h^{s+1} - W_h^s}{\Delta t}, \eta_h\right)_k - H_L(W_h^s, f_h^{s+1}, \eta_h) &= 0 \end{aligned} \tag{5.1}$$

The scheme is implicit for particle *pdf* f_h if we focus on the first line, meanwhile it is explicit for wave *sed* W_h , considering the second line. For implementation, we solve the first row and then substitute the next step particle *pdf* f_h^{s+1} into the second row. It can be easily verified that the discrete conservation laws still hold, i.e. we have

$$(f_h^{s+1}, \phi_{c,h})_p + (W_h^{s+1}, \eta_{c,h})_k = (f_h^s, \phi_{c,h})_p + (W_h^s, \eta_{c,h})_k$$

The following theorem is the fully discrete version of Lemma 1, giving the unconditional L^2 -stability of f_h^s when W_h^s is non-negative.

Theorem 4. *Suppose $f_h^s(\mathbf{p})$ and $W_h^s(\mathbf{k})$ are the solution of Equation(5.1).*

If W_h^s always takes non-negative values, i.e. $W_h^s(\mathbf{k}) \geq 0, \forall \mathbf{k} \in \Omega_k^L, \forall s \geq 0$, then f_h^s has L^2 stability

$$\|f_h^s\|_{L^2(\Omega_p^L)} \leq \|f_h^0\|_{L^2(\Omega_p^L)}$$

and W_h^s has bounded L^1 norm.

$$\|W_h^s\|_{L^1(\Omega_k^L)} \leq \mathcal{E}_{tot,h}^0 + \|f_h^0\|_{L^2(\Omega_p^L)} \cdot \|\Pi_{p,h} E\|_{L^2(\Omega_p^L)}$$

Proof. In Equation(5.1), let $\phi_h = f_h^{s+1}$, then we have

$$\left(\frac{f_h^{s+1} - f_h^s}{\Delta t}, \frac{f_h^{s+1} + f_h^s}{2} + \frac{f_h^{s+1} - f_h^s}{2}\right)_p + B_L(f_h^{s+1}, W_h^s, f_h^{s+1}) = 0,$$

which renders that

$$\left(\frac{f_h^{s+1} - f_h^s}{\Delta t}, \frac{f_h^{s+1} + f_h^s}{2}\right)_p + \left(\frac{f_h^{s+1} - f_h^s}{\Delta t}, \frac{f_h^{s+1} - f_h^s}{2}\right)_p + B_L(f_h^{s+1}, W_h^s, f_h^{s+1}) = 0.$$

Given that $W_h^s(\mathbf{k}) \geq 0, \forall \mathbf{k} \in \Omega_k^L$, we have $B_L(f_h^{s+1}, W_h^s, f_h^{s+1}) \geq 0$. Therefore, f_h^s has unconditional L^2 -stability.

$$\begin{aligned}
(f_h^{s+1}, f_h^{s+1})_p - (f_h^s, f_h^s)_p &= 2\Delta t \cdot \left(\frac{f_h^{s+1} - f_h^s}{\Delta t}, \frac{f_h^{s+1} + f_h^s}{2} \right)_p \\
&= -2\Delta t \cdot \left(\left(\frac{f_h^{s+1} - f_h^s}{\Delta t}, \frac{f_h^{s+1} - f_h^s}{2} \right)_p + B_L(f_h^{s+1}, W_h^s, f_h^{s+1}) \right) \\
&\leq 0.
\end{aligned}$$

Since the scheme(5.1) preserves energy conservation, the L^1 bound of W_h can be proved in the same approach as we have done in Lemma 1. □

Note that the stability depends on our assumption that W_h^s is non-negative. Therefore, in what follows, we will discuss the positivity-preserving technique of W_h^s .

5.3 Positivity-Preserving Technique for the Wave SED

To ensure positivity of wave *sed* W_h^s , we draw the strategy from Zhang et al.[20]:

1. Use a small enough time step to ensure positive cell-average of a temporary wave *sed* $W_h^{s+1,*}$, given that we have pointwise positivity of last step wave *sed* W_h^s .
2. Apply a slope limiter on $W_h^{s+1,*}$ which preserves cell-average at the same time, then we obtain a pointwise positive W_h^{s+1} as our solution of the next step wave *sed*. (Obviously, if we use piecewise constant basis functions, this step is not necessary).

Firstly we will derive the constraint on time step size. After that, we explain why the slope limiter will not break discrete conservation laws.

Suppose $\eta_{j,0}$ is the characteristic function of the j -th element $R_k^j \subset \Omega_k^L$, i.e. $\eta_{j,0} = \mathbf{1}_{\mathbf{k} \in R_k^j}$, which belongs to the test space $\mathcal{W}_h^{\alpha_2}$. According to the time discretization in Equation(5.1),

$$\left(\frac{W_h^{s+1,*} - W_h^s}{\Delta t}, \eta_{j,0} \right)_k = \int_{\Omega_k^L} \frac{W_h^{s+1,*} - W_h^s}{\Delta t} \eta_{j,0} d\mathbf{k} = \int_{\Omega_k^L} d\mathbf{k} \int_{\Omega_p^L} d\mathbf{p} \{ \mathcal{L}_h E_h \mathcal{L}_h f_h^{s+1} W_h^s \eta_{j,0} \mathcal{B} \},$$

which is equivalent to

$$\int_{R_k^j} W_h^{s+1,*} d^3k = \int_{R_k^j} W_h^s (1 + \Delta t \int_{\Omega_p^L} d\mathbf{p} \{ \mathcal{L}_h E_h \mathcal{L}_h f_h^{s+1} \mathcal{B} \}) d\mathbf{k}$$

To ensure positive cell-average, i.e. $\int_{R_k^j} W_h^{s+1,*} d\mathbf{k} \geq 0$, we require that there exists a constant $\epsilon > 0$ such that

$$1 + \Delta t \int_{\Omega_p^L} d\mathbf{p} \{ \mathcal{L}_h E_h \mathcal{L}_h f_h^{s+1} \mathcal{B} \} \geq \epsilon, \quad \forall \mathbf{k} \in R_k^j \tag{5.2}$$

As long as the time step size Δt satisfy condition(5.2), we have $\int_{R_k^j} W_h^{s+1,*} d\mathbf{k} \geq \epsilon \int_{R_k^j} W_h^s d\mathbf{k} \geq 0$.

The condition does not need to be calculated explicitly, because we can adapt time step size a posteriori in the code: monitor the cell averages, if any cell average of the temporary solution $W_h^{s+1,*}$ is non-positive, replace Δt with $0.5\Delta t$ and calculate $W_h^{s+1,*}$ again.

Now let us discuss the effect of slope limiters on conservation laws. If $\alpha_2 = 0$, there is no need for any slope limiter. If $\alpha_2 = 1$, we apply the slope limiter θ and obtain $W_h^{s+1} = \theta(W_h^{s+1,*})$. According to Zhang et al.[20], the cell average is preserved, i.e. $\int_{R_k^j} W_h^{s+1,*} d\mathbf{k} = \int_{R_k^j} W_h^{s+1} d\mathbf{k}$. In other words, $(W_h^{s+1,*}, \eta)_k = (W_h^{s+1}, \eta)_k$, for any piecewise constant test function, i.e. $\forall \eta \in \mathcal{W}_h^0$. Therefore, to preserve discrete conservation laws, in the definition of the discrete directional differential operator \mathcal{L}_h , we need to pick a projection $\Pi_{k,h}$ such that $\Pi_{k,h}U$ belongs to $\mathcal{W}_h^0 \subset \mathcal{W}_h^{\alpha_2}$ for any function U .

6 Numerical Results

6.1 Problem Setting

Although the emission/absorption kernel contains a summation from $l = -\infty$ to $l = +\infty$, it is not practical to perform that numerically. In practice, we keep the dominant part of those terms. In the following example, we will only consider one term with $l = 1$, associated with the anomalous Doppler resonance. We used the dispersion relation $\omega(\mathbf{k})$ of the whistler wave in cold magnetized plasma (see Appendix), with electron gyro-frequency $\omega_c = -2\omega_p$.

Set the cut-off computational domain as follows,

$$\begin{aligned}\Omega_p^L &= \{(p_{\parallel}, p_{\perp}) : p_{\parallel} \in (-5mc, 25mc), p_{\perp} \in (0, 15mc)\} \\ \Omega_k^L &= \{(k_{\parallel}, k_{\perp}) : k_{\parallel} \in (0.05\frac{\omega_p}{c}, 0.65\frac{\omega_p}{c}), k_{\perp} \in (0, 0.6\frac{\omega_p}{c})\}\end{aligned}$$

Take piecewise linear quadrilateral basis $\mathcal{G}_h^1 = \{f(p_{\parallel}, p_{\perp}) \in C^0(\Omega_p^L) : f|_{R_p} \in Q^1(R_p), \forall R_p \in \mathcal{T}_h^p\}$ and piecewise constant basis $\mathcal{W}_h^0 = \{W(k_{\parallel}, k_{\perp}) : W|_{R_k} \in Q^0(R_k), \forall R_k \in \mathcal{T}_h^k\}$ as our test spaces. Choose the L^2 orthogonal projections $\Pi_{p,h}$ and $\Pi_{k,h}$ as stated in Corollary 1.

The numerical experiment is performed with 75×75 elements in Ω_p^L , and 40×40 elements in Ω_k^L . The initial time step size is set as $\Delta t = 1.0 \times 10^4 \frac{1}{2\pi\omega_p}$.

The integration on resonance manifold is performed with Gauss-Legendre quadrature on Ω_p^L and the marching simplex method [6, 10] on Ω_k^L .

Consider the following initial conditions, which is the so-called 'bump on tail instability' configuration.

$$\begin{cases} f(p_{\parallel}, p_{\perp})|_{t=0} = \left[10^{-5} \frac{1}{\sqrt{\pi}} \exp\left(-\left(\frac{p_{\parallel}}{mc} - 20\right)^2 - \left(\frac{p_{\perp}}{mc}\right)^2\right) \right] \frac{n_0}{m^3 c^3} \\ W(k_{\parallel}, k_{\perp})|_{t=0} = 10^{-5} \frac{n_0 m c^2}{(\omega_p/c)^3} \end{cases}$$

Remark 7. The bump on tail configuration actually refers to the sum of a bulk and a bump, i.e. $f(\mathbf{p}, t) = f_c(\mathbf{p}) + f_b(\mathbf{p}, t)$, where the cold bulk $f_c(\mathbf{p}) \approx \frac{n_0}{m^3 c^3} \delta(\mathbf{p})$, and the bump $f_b(\mathbf{p}, t)$ is a peak with a much smaller population, centered far from the origin. However, as shown in the following equation,

$$\begin{aligned}\frac{\partial(f - f_c)}{\partial t} &= \mathbb{B}(W, f) = \mathbb{B}(W, f - f_c) + \mathbb{B}(W, f_c) = \mathbb{B}(W, f - f_c), \\ \frac{\partial W}{\partial t} &= \mathbb{H}(f, W) = \mathbb{H}(f - f_c, W) + \mathbb{H}(f_c, W) = \mathbb{H}(f - f_c, W),\end{aligned}$$

we do not have to really compute the contribution from f_c .

6.2 Temporal Evolution

In analogous to the analysis done by Kennel and Engelmann [8], for a given wave vector \mathbf{k} , the characteristics associated with directional differential operator \mathcal{L} is

$$z(p_{\parallel}, p_{\perp}) := \frac{\omega}{k_{\parallel}} p_{\parallel} - E(p_{\parallel}, p_{\perp}) = \frac{\omega}{k_{\parallel}} p_{\parallel} - \sqrt{m^2 c^4 + p_{\parallel}^2 c^2 + p_{\perp}^2 c^2} = \text{const} \quad (6.1)$$

When the wave *sed* $W(\mathbf{k}, t)$ is concentrated around the given \mathbf{k} , the contours as illustrated in Figure(2) indicates the principal diffusion direction. For the specific problem setting, $\frac{\omega}{k_{\parallel}}$ is small, hence the contour lines are almost concentric circles.

In Figure(1) we show the evolution of electron *pdf* $f(p_{\parallel}, p_{\perp}, t)$ and wave *sed* $W(k_{\parallel}, k_{\perp}, t)$. It can be observed that the bump on tail results in the excitation of the approximate waves in a narrow region of spectral space Ω_k^L , and as predicted by Equation(6.1), the whistler waves in turn cause anisotropic diffusion of electron *pdf* almost along the contour lines in Figure(2).

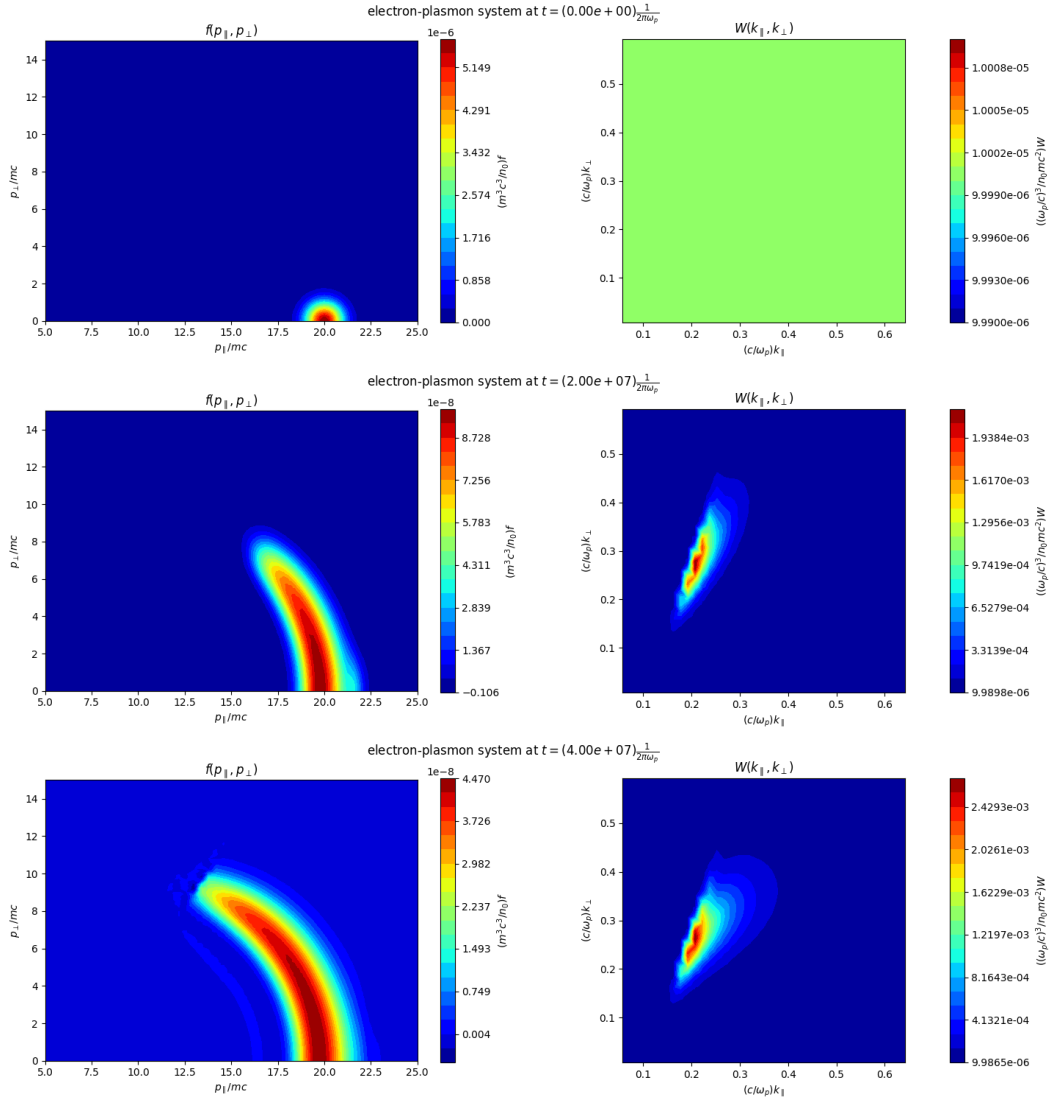


Figure 1: Temporal evolution of the electron pdf and wave sed .

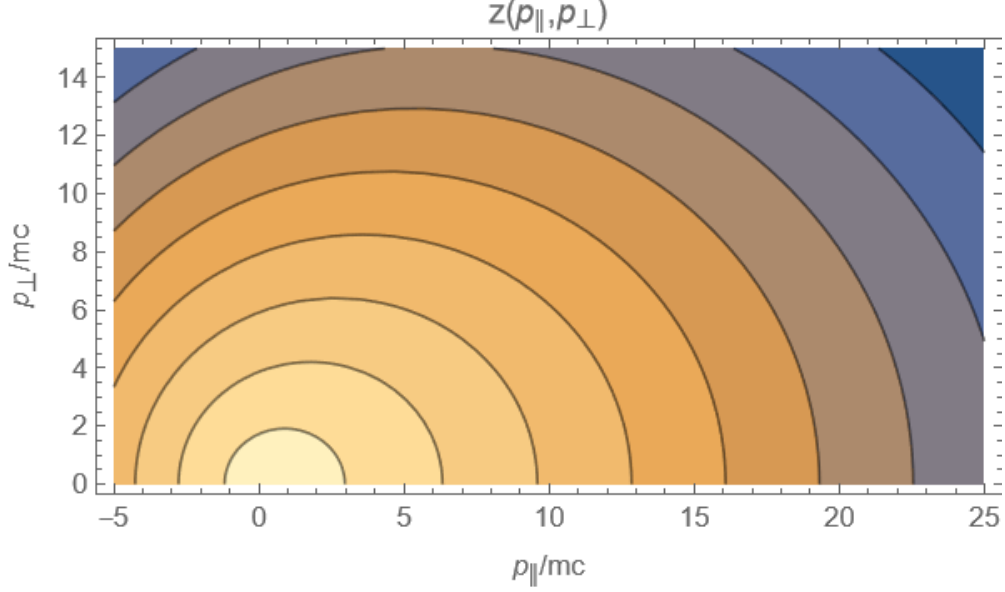


Figure 2: The characteristics of directional differential operator \mathcal{L} given $(k_{\parallel}, k_{\perp}) = (0.2, 0.3)$.

6.3 Verification of Conservation

To verify the discrete conservation property of the proposed scheme, we define the relative error for conserved quantity as follows,

$$e_{rel}(\mathcal{Q}_{tot,h}) := \frac{\|\mathcal{Q}_{tot,h} - \mathcal{Q}_{tot,h}^0\|_{L^\infty(0, T_{max})}}{\mathcal{Q}_{tot,h}^0},$$

where \mathcal{Q} is the conserved quantities defined in Theorem 2.

Then with $T_{max} = 8.0 \times 10^7 \frac{1}{2\pi\omega_p}$, we have

$$\begin{aligned} e_{rel}(\mathcal{M}_{tot,h}) &= 4.96 \times 10^{-14}, \\ e_{rel}(\mathcal{P}_{\parallel,tot,h}) &= 4.58 \times 10^{-14}, \\ e_{rel}(\mathcal{E}_{tot,h}) &= 4.69 \times 10^{-14}. \end{aligned}$$

For the evolution of the electron-plasmon system momentum and energy, see solid lines in Figure(3).

6.4 Comparison of Different Dispersion Relations

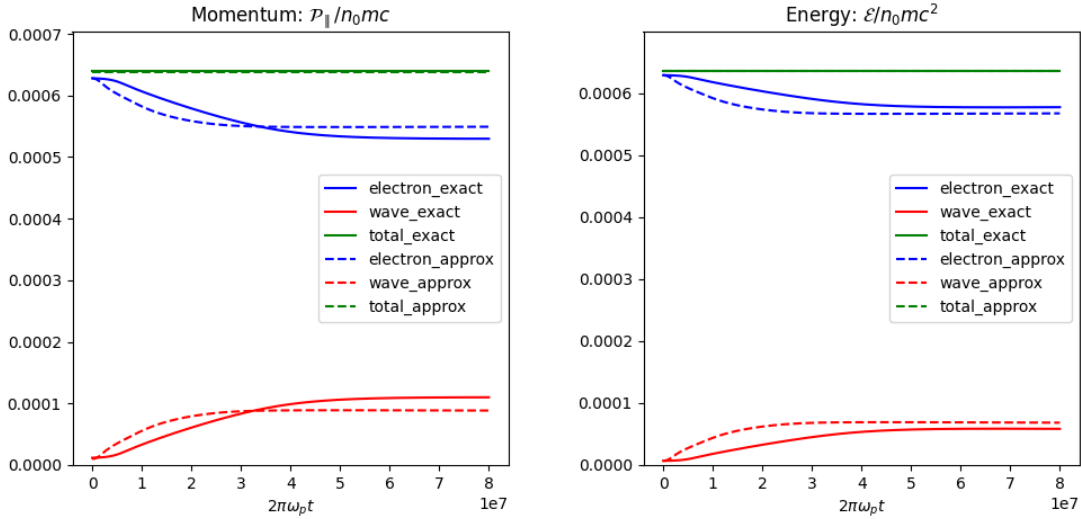
The above results were obtained with the exact whistler wave dispersion relation $\omega_{\text{exact}}(\mathbf{k})$ for cold magnetized plasma, given implicitly by Equation(8.2). One might wonder what if we replace it with a simpler explicit approximate relation, for instance,

$$\omega_{\text{approx}}(\mathbf{k}) = |\omega_c| \frac{|k_{\parallel}|kc^2}{\omega_p^2 \sqrt{1 + k^2 c^2 \omega_c^2 / \omega_p^4}}$$

which is asymptotic to the exact relation $\omega_{\text{exact}}(\mathbf{k})$ when k is small, i.e.

$$\lim_{k \rightarrow 0} (\omega_{\text{approx}}(\mathbf{k}) - \omega_{\text{exact}}(\mathbf{k})) = 0.$$

As shown in Figure(3), for both cases, energy and momentum are transferred from particles to waves. Meanwhile, we do observe a different transfer rate for the approximate whistler dispersion relation when compared to the exact dispersion relation derived from Equation(8.2) in the Appendix.



(a) Momentum evolution.

(b) Energy evolution.

Figure 3: Comparison between ω_{exact} and ω_{approx}

7 Summary

We studied the numerical method for the initial value problem associated with the relativistic quasilinear diffusion model in magnetized plasma. We showed that a conservative semi-discrete form can be derived by adopting a novel integro-differential form of this wave-particle interaction system. A semi-implicit time discretization was introduced to ensure the stability of the particle *pdf* and positivity of wave *sed*, which also preserves conservation in the fully discrete form. In the end, we presented our numerical results for the bump-on-tail instability, and the conservation properties are verified.

In the future, we will consider the problem with the spatial non-uniform setting, and other factors such as Landau collision operator and external electric field will be included. Error estimates for the Galerkin scheme will also be investigated.

8 Appendix : Waves in Cold Magnetized Plasma

The directional differential operator and the emission/absorption kernel both vary for different wave modes. Since our numerical experiment is based on the whistler mode, we introduce the wave modes in cold magnetized plasma here to make the paper self-contained.

Inside the medium with conductivity tensor σ , we have the linear relation between current and field $\mathbf{J} = \sigma \cdot \mathbf{E}$. Apply the Fourier transform to the Maxwell equations, we obtain that

$$\mathbf{k} \times \mathbf{k} \times \hat{\mathbf{E}} = \mu_0 \varepsilon_0 \omega^2 \left(\frac{i\sigma}{\omega \varepsilon_0} + I \right) \cdot \hat{\mathbf{E}}$$

Write it with Einstein's summation notation, we have the wave equation in spectral form,

$$(k_\alpha k_\beta - \delta_{\alpha\beta} k^2 + \frac{\omega^2}{c^2} \varepsilon_{\alpha\beta}) \hat{E}_\beta = 0, \beta = 1, 2, 3 \quad (8.1)$$

where the dielectric tensor $\varepsilon_{\alpha\beta}$ is dependent on σ .

Let $M(\omega, \mathbf{k}) = k_\alpha k_\beta - \delta_{\alpha\beta} k^2 + \frac{\omega^2}{c^2} \varepsilon_{\alpha\beta}$, then the wave equation(8.1) gives nontrivial solution if and only if

$$\text{Det}[M(\omega, \mathbf{k})] = 0 \quad (8.2)$$

Equation(8.2) gives the graph of implicit function $\omega(\mathbf{k})$, which is known as the dispersion relation.

The above discussion works for any medium. Now we focus on the plasma. Consider cold magnetized plasma with background field $\mathbf{B}_0(\mathbf{x}) = B_0\mathbf{b}$, where B_0 is constant and \mathbf{b} is a fixed unit vector. A plasma is "cold" when the waves propagate faster than its thermal speed.

The following dielectric tensor for cold magnetized plasmas can be found in textbooks[14, 15]. (For simplicity, ion motion is neglected here.)

$$\varepsilon_{\alpha\beta}(\omega) \equiv \varepsilon\delta_{\alpha\beta} + ig e_{\alpha\beta\gamma} b_\gamma + (\eta - \varepsilon)b_\alpha b_\beta,$$

where

$$\begin{aligned} \varepsilon = \varepsilon^H &\equiv 1 - \frac{\omega_{pe}^2}{\omega^2 - \omega_{ce}^2}, \\ g = g^H &\equiv -\frac{\omega_{ce}}{\omega} \frac{\omega_{pe}^2}{\omega^2 - \omega_{ce}^2}, \\ \eta = \eta^H &\equiv 1 - \frac{\omega_{pe}^2}{\omega^2}. \end{aligned} \tag{8.3}$$

There are two parameters in the above formulas. The electron gyro-frequency $\omega_{ce} = -|e|B/m_e c$ is proportional to the background magnetic field. The plasma frequency $\omega_{pe} = \sqrt{4\pi n_e e^2/m_e}$ is proportional to the square root of particle density.

Recall that the dispersion relation $\omega(\mathbf{k})$ is given implicitly in Equation(8.2), one might wonder whether $\omega(\mathbf{k})$ is multi-valued, and for a specific branch, whether it is well-defined for any $\mathbf{k} \in \Omega_k$. Textbooks never elaborate on this issue, therefore we provide an answer here.

Define the parallel component and perpendicular component of wave vector \mathbf{k} , $k_{\parallel} := \mathbf{k} \cdot \mathbf{B}/|\mathbf{B}|$, $k_{\perp} := \sqrt{\mathbf{k}^2 - k_{\parallel}^2}$. Denote the magnitude \mathbf{k} as k , and define the cosine of polar angle as $\xi := k_{\parallel}/k$. If ion motion is neglected, then we have what follows.

Proposition 1. $\forall (k_{\parallel}, k_{\perp}) \in (0, +\infty) \times (0, +\infty)$, $\exists 0 < \omega_1 < \omega_2 < \omega_3 < \omega_4 < \infty$ s.t.

$$\text{Det}[M(\omega_j, k_{\parallel}, k_{\perp})] = 0, \quad j = 1, 2, 3, 4$$

i.e. the equation admits exactly 4 positive single-value implicit functions $\omega_j(k_{\parallel}, k_{\perp})$, $j = 1, 2, 3, 4$, on domain $(0, +\infty) \times (0, +\infty)$, moreover, $\omega_j(k, \xi) := \omega_j(k_{\parallel}(k, \xi), k_{\perp}(k, \xi))$ satisfy that $\frac{\partial}{\partial k} \omega_j(k, \xi) \geq 0$, $\forall \xi \in (0, 1)$.

The first branch $\omega_1(\mathbf{k})$ is defined on the whole spectral space \mathbb{R}_k^3 . In a relatively strong magnetic field ($\omega_p^2/\omega_c^2 \ll 1$), the whistler wave actually refers to waves with wave vector $\mathbf{k} \in \Omega_w \subsetneq \mathbb{R}_k^3$, and meanwhile has frequency $\omega_1(\mathbf{k})$. Outside the region Ω_w , the first branch has another name. For details, see Aleynikov et al.[1]. In our numerical experiment, the cut-off domain $\Omega_k^L \subset \Omega_w$, therefore we say that we consider the whistler wave.

The polarization vector components in the emission/absorption kernel are given below

$$\begin{aligned} E_1(\mathbf{k}) &= 1, \\ E_2(\mathbf{k}) &= i \frac{g}{\varepsilon - N^2}, \\ E_3(\mathbf{k}) &= -\frac{N_{\parallel} N_{\perp}}{\eta - N_{\perp}^2}, \end{aligned} \tag{8.4}$$

where $\mathbf{N} = \frac{\mathbf{k}}{\omega}$ is the refractive index.

Acknowledgements. The authors thank and gratefully acknowledge the support from the Oden Institute of Computational Engineering and Sciences and the University of Texas Austin. This project was supported by funding from NSF DMS: 2009736 and DOE DE-SC0016283 project Simulation Center for Runaway Electron Avoidance and Mitigation.

References

- [1] Pavel Aleynikov and Boris Breizman. Stability analysis of runaway-driven waves in a tokamak. *Nuclear Fusion*, 55(4):043014, April 2015.
- [2] Claude Bardos and Nicolas Besse. Diffusion limit of the vlasov equation in the weak turbulent regime. *Journal of Mathematical Physics*, 62(10):101505, 2021.
- [3] Nicolas Besse, Yves Elskens, DF Escande, and Pierre Bertrand. Validity of quasilinear theory: refutations and new numerical confirmation. *Plasma Physics and Controlled Fusion*, 53(2):025012, 2011.
- [4] Boris N. Breizman, Pavel Aleynikov, Eric M. Hollmann, and Michael Lehnen. Physics of runaway electrons in tokamaks. *Nuclear Fusion*, 59(8):083001, August 2019.
- [5] WE Drummond and D Pines. Non-linear stability of plasma oscillations. 1962.
- [6] André Guézic and Robert Hummel. Exploiting triangulated surface extraction using tetrahedral decomposition. *IEEE Transactions on visualization and computer graphics*, 1(4):328–342, 1995.
- [7] Allan N Kaufman. Resonant interactions between particles and normal modes in a cylindrical plasma. *The Physics of Fluids*, 14(2):387–397, 1971.
- [8] C. F. Kennel. Velocity Space Diffusion from Weak Plasma Turbulence in a Magnetic Field. *Physics of Fluids*, 9(12):2377, 1966.
- [9] I Lerche. Quasilinear theory of resonant diffusion in a magneto-active, relativistic plasma. *The Physics of Fluids*, 11(8):1720–1727, 1968.
- [10] Chohong Min and Frédéric Gibou. Geometric integration over irregular domains with application to level-set methods. *Journal of Computational Physics*, 226(2):1432–1443, 2007.
- [11] Joachim Nitsche. Über ein variationsprinzip zur lösung von dirichlet-problemen bei verwendung von teilräumen, die keinen randbedingungen unterworfen sind. In *Abhandlungen aus dem mathematischen Seminar der Universität Hamburg*, volume 36, pages 9–15. Springer, 1971.
- [12] MN Rosenbluth and SV Putvinski. Theory for avalanche of runaway electrons in tokamaks. *Nuclear fusion*, 37(10):1355, 1997.
- [13] VD Shapiro and VI Shevchenko. On the nonlinear theory of interaction between charged particle beams and a plasma in a magnetic field. *Zhur. Eksptl'. i Teoret. Fiz.*, 42, 1962.
- [14] Thomas H Stix. *Waves in plasmas*. Springer Science & Business Media, 1992.
- [15] Kip S Thorne and Roger D Blandford. *Modern classical physics: optics, fluids, plasmas, elasticity, relativity, and statistical physics*. Princeton University Press, 2017.
- [16] AA Vedenov. Theory of a weakly turbulent plasma. *Reviews of plasma physics*, pages 229–276, 1967.
- [17] AA Vedenov, EP Velikhov, and RZ Sagdeev. Nonlinear oscillations of rarified plasma. *Nuclear Fusion*, 1(2):82, 1961.
- [18] Chenglong Zhang and Irene M Gamba. A conservative scheme for vlasov poisson landau modeling collisional plasmas. *Journal of Computational Physics*, 340:470–497, 2017.
- [19] Chenglong Zhang and Irene M Gamba. A conservative discontinuous galerkin solver for the space homogeneous boltzmann equation for binary interactions. *SIAM Journal on Numerical Analysis*, 56(5):3040–3070, 2018.
- [20] Xiangxiong Zhang and Chi-Wang Shu. On maximum-principle-satisfying high order schemes for scalar conservation laws. *Journal of Computational Physics*, 229(9):3091–3120, 2010.