

Automatically Transform Rust Source to Petri Nets for Checking Deadlocks

Kaiwen Zhang^a, Guanjun Liu^{a,*}

^a*Department of Computer Science, Tongji University, Shanghai 201804, China*

Abstract

This paper presents a method of automatically converting source codes (Rust programs) into Petri nets, focusing on the detection of deadlocks caused by the double locks and lock conflicts in the parallel Rust programs. We construct the transformation rules and develop a tool. Our method can omit those Rust codes without relations to locks when scanning the input codes, and thus tool can handle a large-scale code. We do a number of experiments to show the advantages of our method compared with the state-of-the-art ones.

Keywords: Petri Net, Rust language, Static Analysis, Deadlocks

1. Introduction

Rust is a programming language for system software [1]. System languages like C or C++ focus on achieving native performance and providing programmers a full control over resource management. Rust inherits most of the features of C, while rigorous checks at the compile time can eliminate some of the security problems of C. Over the past few years, Rust has become increasingly popular, especially when building low-level softwares such as operating systems [2] and browsers. The kernel of Rust's security mechanisms lies in the concepts of *ownership* and *lifetime*. The most basic *ownership* rules allow each value to have only one owner, and a value is released at the end of its owner's *lifetime*. These safety rules inherently prohibit the combination of aliases and variables. Rust checks these safety rules at the compile

*Corresponding author

Email addresses: 2210133@tongji.edu.cn (Kaiwen Zhang),
liuguanjun@tongji.edu.cn (Guanjun Liu)

time, enhancing the runtime performance compared to unsafe languages such as C. However, they still can not fully guarantee the safety of memory and thread. For example, the ownership of a lock variable can be borrowed or transferred via a pointer, and multiple aliases can read the value of the same address. Despite of Rust's claims of fearless concurrency, there are still some potential deadlocks in multi-threaded codes due to code writing problems.

Researchers have devised some techniques for detecting the errors in Rust codes. Rudra is a static detector for detecting memory errors that follow some simple source code patterns [3]. Mir-Checker keeps track of both numerical and symbolic information, and detects potential runtime crashes and memory-safety errors by using constraint solving techniques [4]. Several recent studies explore (a subset of) Rust's safety and interior-unsafe mechanisms [5, 6, 7, 8, 9, 10, 11]. However, their scalability is limited by either: learning difficulties, or the analysis ability of multi-thread, or the reliance on manual annotations. Each of them has its own advantages, but none of them focuses on concurrency bugs. Empirical studies on Rust thread-safe like the work in [12, 13] are important because they build Rust-specific detectors and explain such kind of concurrency bug problems that Rust programmers can cause, but their method still has underreporting concurrency bugs.

Formal methods are an effective means of detecting deadlocks [14]. It is well known that Petri nets are very suitable for representing logical interactions and resource allocations among components of a system. In addition, Petri nets are able to model the synchronization, sequence, concurrency and conflict of a system. At present, there are many studies on transforming source codes of C/C++ language to a Petri net model [15, 16, 17, 18], but there is not the related work for Rust. Rust uses LLVM as its backend. Many static and dynamic techniques of detecting errors in C/C++ codes can also be applied to Rust [19]. However, it is still valuable in building Rust-specific detectors because, as our research demonstrates, new language features and libraries for Rust lead to new types of bugs so that the existing methods about C/C++ are unsuitable for Rust on these bugs.

The purpose of this paper is to propose rules for transforming Rust program sources into Petri nets for detecting deadlocks caused by the lock mechanism in the Rust language. We consider various cases that lead to deadlocks, such as double locking of data and read-write conflicts. Also, properties such as Mutex and RwLocks are checked according to the corresponding configuration transformations. Based on these characters of these locks, we construct the related rules of transforming them to a Petri net. On the other hand, if

all codes of a program are converted to a Petri net, we will obtain a large model and thus have to face the state explosion problem. There have been some studies to deal with this problem for their fault detection purposes without systematic path exploration. For example, Li et al. [20] uses machine learning techniques to solve the execution path of symbol. Wang et al. [21] proposes a symbolic execution method to mitigate the path explosion problem by predicting and eliminating redundant paths based on symbolic values. Inspired by these ideas, we propose a method to filter those unnecessary codes according to the type of lock and only to transform those relevant codes into a Petri net.

The remainder of this paper is organized as follows. Section 2 provides a brief introduction to Petri nets, Rust’s intermediate code and extensibility. Section 3 presents the general architecture of our tool. Section 4 shows how to generate and optimize a Petri net. We show examples in Section 5. In Section 6, we conclude this paper.

2. Preliminaries

2.1. Petri Net

A net is a three-tuple $N = (P, T, F)$, where $P = \{p_1, \dots, p_n\}$ is a finite set of places, $T = \{t_1, \dots, t_m\}$ is a finite set of transitions, $F \subseteq (P \times T) \cup (T \times P)$ is a set of arcs, and $P \cap T = \emptyset$. The inverse net of a net $N = (P, T, F)$ is defined as $N^{-1} = (P, T, F^{-1})$, i.e., the direction of each arc of N is changed [22]. A net can be viewed as a directed bipartite diagram where transitions are graphically represented by rectangles and places by circles. A marking of $N = (P, T, F)$ is a mapping $M : P \rightarrow \mathbb{N}$, where $M(p)$ is the number of tokens in place p and \mathbb{N} is the set of all nonnegative integers. Place p is marked at M if $M(p) > 0$. In this paper, a marking is also called a state.

2.2. Slicing the program using Rustc

This paper choose the front of Rust compile to design the parser module, and the Rust compiler uses a different query system which is organized as a sequence of code passes executed sequentially. The aim this is done in such a way at the compiling stage is to carry out an incremental compilation when a user makes changes to their program and recompiles it [23]. In a Rust output, as shown in Figure 1, we obtain the program’s control flow graph (CFG), which contains the paths that may be traversed during program execution.

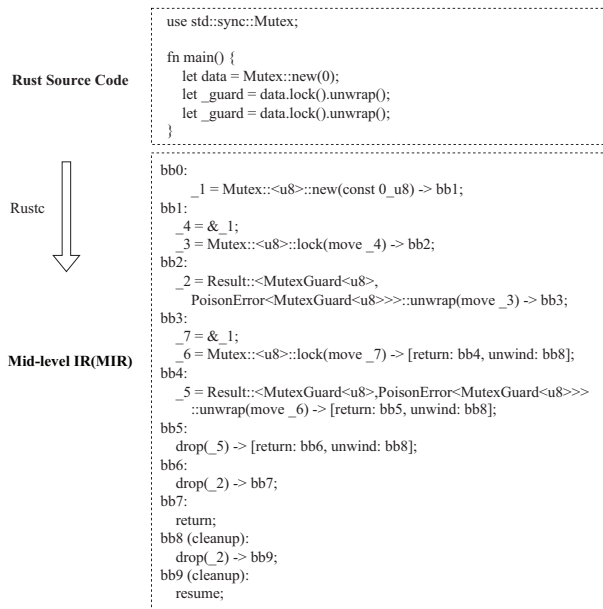


Figure 1: Slicing the program using *Rustc*

Different from some traditional multi-threaded programming languages such as C/C++, the locking mechanism in Rust is designed to protect data accesses rather than code fragments. Mutex structures are declared using pointers for a safe access between multiple threads, and the lock function returns a reference to a shared variable and locks it. The Rust compiler verifies whether all accesses to a shared variable are made while holding a lock, in order to guarantee mutual exclusion. The lock is automatically released when the lifetime of the returned variable holding the reference ends. Note that the Rust compiler implicitly calls *unlock()* when the lifetime ends. Meanwhile, the following case happens almost invisibly in the code: running destructors and cleanup in the case of a panic. i.e. locks held by threads may not be released after panic.

2.3. Building a dedicated perspective

Our method and tool is based on CFG of Rust, and it only handles the CFG of functions related to lock sentences and then constructs Petri net for them. This paper considers function calls (sysall semantics) and thread constructs (sync semantics).

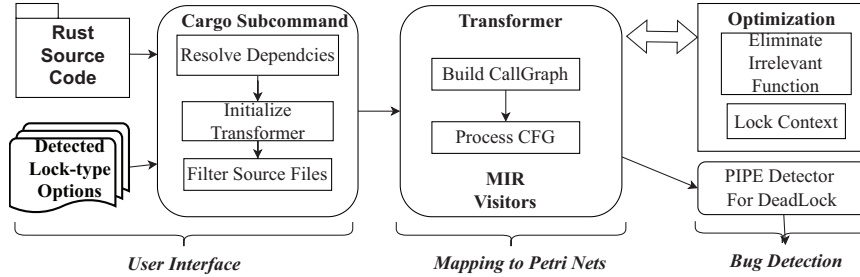


Figure 2: The architecture of TRustPN

The function call graph uses all single-state function instances as the call list. To use function generation semantics in a multi-threading model, it is necessary to construct the fork-join model relationship between the main thread function and the child thread function. For each lock structure, the parser module extracts the relevant elements from CFG and stores them into a separate data files. The file is then transferred to a builder module.

3. Framework

To cope with the difficulty of detecting deadlocks, we aim at producing a framework dedicated to Rust program analysis. This framework must be as precise and automatic as possible. The whole transform process follows the canonical three-phase design of static analyzers [4]: (1) User Interface, (2) Mapping to Petri Net and (3) Bug Detection, as depicted in Figure 2.

3.1. User Interface

We provide a straightforward user interface such that users can use the tool together with other tools in the Rust ecosystem with minimal effort. Our user interface is a customized subcommand of Cargo that is the official package manager of Rust. It reads a Rust crate as its input, together with user-provided options that configure the behaviors of the transform procedure (e.g., the type of the lock). Cargo is called to automatically lock for dependencies of the input crate and to collect all the needed source files. Then, according to the lock type provided by the user, The tool initializes the converter instance with the appropriate configuration and then uses the dependency information to filter the source file, i.e. we only call the converter for the source files in the lock-related crate. This can significantly reduce the analysis time as well as the net scale.

3.2. Mapping to Petri Nets

Following the user interface, the actual transform action is implemented as a modified Rust compiler with an additional analysis query. The transform process is inserted as a custom callback function of the Rust compiler that is called automatically after the compiler has collected all the information about the source code through the to internal compiler data structures. Our goal is to extract both Mutex and RwLock information from a CFG. In the query process, we traverse the CFG to complete the conversion and obtain the position and pointing relationship of the lock variables as precise as possible. Algorithm 1 gives the overall transform action method. The static analysis method in Algorithm 2 is used to detect the pointing relationship of lock objects in different functions. First, we obtain the monomorphic representation of all functions from the Rust compiler front-end, construct a function call graph, and collect information about the locks in the functions such as the location of the locks and the function IDs where they are located. Then we use Anderson pointer analysis [24] to analyze whether the two locks are the same. The first four steps of Algorithm 1 are completed by Algorithm 2, and finally the mapping of the source code to the Petri net model is completed according to the rules given in Section IV.

Input: *Rust Compiler : Rustc*

Output: *Petri Net Marked Language : PNML*

- 1: *Rustc generates all function monomorphic instances;*
- 2: *Traverse function instances to generate call graphs;*
- 3: *Traverse the call graph to record where each function instance uses the lock;*
- 4: *Perform pointer analysis on every two locks to determine the pointing relationship of the same lock pointer;*
- 5: *Traverse the function call graph, generate a Petri net model for each function instance according to the rules, and bind the two function models through the pointing relationship of the same lock variable and call ;*

Algorithm 1: Transform Rust Source Code To Petri Net.

3.3. Bug Detection

After the conversion is completed, the Petri net analysis tool PIPE will be called to detect potential deadlocks according to the reachability of the Petri

Input : Rust Source(Crate), User's Options

Output: $Lock_set\langle LockInfo\rangle, Lock_hash\langle lock, Vector\langle Lock\rangle\rangle$

```
1 callgraph : Graph :: new();
2 Instance_set ← compiler.get(Crate);
3 foreach instance_id in Instance_set do
4   body ← compiler.getMIR(instance_id);
5   foreach block in body.basic_blocks do
6     if block.terminator.isCall() then
7       | callgraph.addEdge();
8     end
9     if def_id ⊆ Options.lock_type then
10      | Lock_set.addLock(def_id);
11    end
12  end
13 end
14 split the Lock_set in two lock → Lock_tuple(lock1, lock2);
15 foreach lock1, lock2 in Lock_tuple do
16   if LivenessAnalysis(lock1, lock2).isTrue() then
17     | if PointAnalysis(lock1, lock2).isSame() then
18       | Lock_hash.entry(lock1).and_modify(lock1).push(lock2);
19     end
20   end
21   else
22     | continue;
23   end
24 end
```

Algorithm 2: Detecting lock in Rust's Crate

net and generate the corresponding diagnostic message. The visual analysis tool requires the specific location of the abstract graphics to be specified in the net model file.

4. Rules of Mapping

We do the conversion based on MIR. MIR is a collection of data structures which are processed directly in-memory, and represented as text only for the convenience of the programmer. After borrow checking and optimizations on MIR, all codes unrolled and all Rust-specific static analysis and optimizations are done. MIR optimizations greatly reduce the code and features like constant propagation and dead code elimination will help to reduce the effects of state explosion. Both MIR and Petri Net are graph representations, and MIR represents the control flow of a program. We introduce the mapping rules from MIR to Petri net from the following aspects. In this paper, we define a limited subset of the MIR syntax, for the purpose of designing a deadlock detector. Algorithm 3 iterates through all functions and corresponds to different conversion rules according to different lock operation functions and terminators, as follows.

$$\begin{aligned}
 P \in Places ::= & \{lock \mid std :: sync :: MutexGuard \\
 & \quad \quad \quad std :: sync :: RwLockRead \\
 & \quad \quad \quad std :: sync :: RwLockWrite \\
 & \quad \quad \quad \dots \}
 \end{aligned} \tag{1}$$

$$O \in Operands ::= Copy(P) \mid Move(P) \mid Constant \tag{2}$$

$$R \in Rvals ::= O \mid Use(O) \mid Repeat(O) \mid Ref(P) \mid \dots \tag{3}$$

$$S \in Statement ::= P = R \tag{4}$$

$$\begin{aligned}
 T \in Terminator ::= & goto \rightarrow B \\
 & \mid SwitchInt(P) \rightarrow [B1, otherwise : B2] \\
 & \mid Call(O) \rightarrow [return : B1, unwind : B2] \\
 & \mid Drop(P) \rightarrow B \\
 & \mid P = lock(O_0, O_1, \dots O_n \rightarrow B) \\
 & \mid Return \\
 B \in BasicBlock ::= & \{\mathbf{bb}n \mid n \in N\}
 \end{aligned} \tag{5}$$

$$\{S * T\} \in Body := Statement * Terminator \quad (6)$$

$$F \in Function := fn lock(O^*) \{B^+\} \quad (7)$$

We only support lock and drop statements of locks. MIR program consists of one or more functions, which in turn contain basic blocks. For simplicity we ignore statements that are not related to LockGuard. These definitions provide the formal foundation on which we build our transform action rules from MIR to Petri Net.

Similar to the Place in MIR, we use the Petri Net::place to represent the lock variable and the Petri Net::transition to represent the operator on the lock variable, and different operators correspond to different transition structures. The statements in MIR are mapped to the transfer of tokens in the Petri nets.

$$\begin{aligned} Statements(lock \mid thread \mid ..) &\Leftrightarrow PetriNet :: Place \\ Terminator &\Leftrightarrow PetriNet :: Transition \\ CFG &\Leftrightarrow PetriNet \end{aligned} \quad (8)$$

4.1. The Whole Program

Our transformation process starts with a set of CFGs extracted from the target Rust program. It traverses a CFG to obtain user option's information, including lock type, thread functions, basic block and flow information. Every CFG is a directed graph. To obtain a Petri net, we first create a place for Basic Block (BB) of the CFG. For each arc connecting two block in the graph, we create a transition and two arcs in the Petri net: one is from the place corresponding to the source block to the transition, and one from the place corresponding to the target block to the transition. In general, a BB-terminate-BB chain in a CFG is transformed into a place-arc-transition-arc-place chain in the corresponding Petri net model[25].

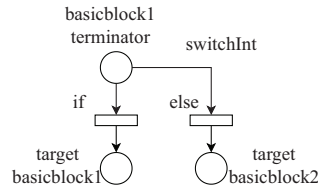


Figure 3: The Petri Net Model of IF-Else

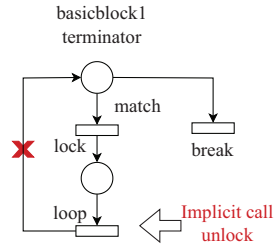


Figure 4: The Petri Net Model of Loop Structure

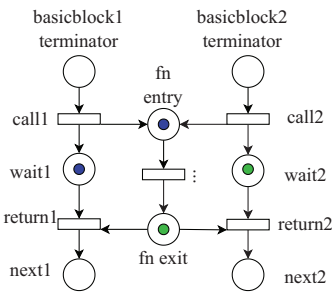


Figure 5: The Petri Net Model of Normal Function & Call Function

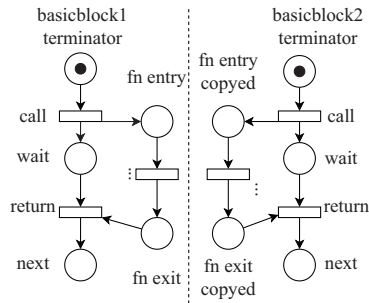


Figure 6: The Petri Net Model of Multi Call Function

4.2. Control and Loop Structure

MIR takes Rust source code and simplifies it, optimizing common Rust syntax such as for-loops, matching expressions, and even method calls. These constructs are translated into an alternative format. Branch judgment logic (*if – else*) in MIR is converted to *SwitchInt* semantics, which is similar to the Petri net model in C, as shown in the Figure 3. However, *for*, *while*, and *loop* are replaced by loop-loops in which the expression is matched and the loop is aborted if it does not hold. Also, due to Rust lifecycle constraints, every locking operation generated in a loop is implicitly invoked at the end of the loop in order to unlock it. Hence locking in a loop can be considered as a single locking operation. The Petri net model with loop structure is shown in Figure 4.

4.3. Function and SysCall

The Cargo command line can create bin and lib format programs. This paper utilizes bin. The conversion process starts from the Main function. Similar to program modeling in section 4.1, each function uses a pair of start and end positions. The Main function can call other functions, which can in turn call other functions, and so on. When a program is executed, the called functions are organized on a call. When a new function is entered, a new stack frame is pushed onto the stack, including function parameters, local variables, and so on. When leaving the function, it is removed from a stack, freeing the memory occupied by the frame. In MIR, the invocation and return of a function is done in a basic block terminator, and can occur arbitrarily frequently, as shown in Figure 5. In the mapping with the Petri net model, we assign the CallSite a placeholder, and the substitution nesting is done after the CFG transformation of function is done. Considering that some behaviors in the Petri-Net function model are not helpful, we require that irrelevant functions only leave the calling position to save the calling relationship between functions.

In our implementation, we traverse the base block of the function structure to detect function calls. Every time, we encounter a function call terminator, bind the called function (the entry and exit place had been setted for all functions at initialization) and return to the next position of the calling function when we are done. However, this approach has some drawbacks. 1. if the same function is called multiple times in the program, it will possibly produce wrong returns in a formal analysis tool. For example, in the Figure

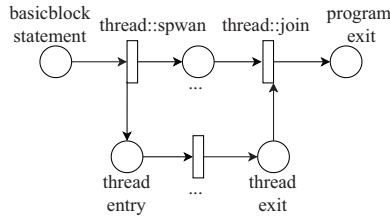


Figure 7: The Petri Net Model of Thread

5 the blue token and the green token may trigger a *return1* variation, producing a wrong path. 2. low-level Petri-Nets cannot model recursion. In this paper, we focus on deadlock detection, considering that locks are generally not used in recursive functions in real programs. Therefore, our approach does not consider recursion. As shown in Figure 6, this paper models the copy for functions with multiple calls in order to reduce the generation of false positives. In addition, the lock-independent functions will be skipped in the conversion process, so that the size of the constructed Petri Net will not be too large.

4.4. Multi-Thread

Splitting the computation in a program into multiple threads can improve performance because multiple tasks can be performed at the same time, but it also increases complexity. Because threads run concurrently, the order of execution of codes in different threads cannot be guaranteed in advance. To create a new thread, the `thread::spawn` function is called and a closure containing the code you want to run on the new thread is passed. The return type of `thread::spawn` is `JoinHandle`, that is an owned value. When the `join` method is called on it, it blocks the current thread until the thread represented by the handle ends. The thread execution model is shown in Figure 7.

The execution of threads are modeled as tokens flowing through the Petri net. To properly model the lock acquisition/release functions, we split a basic block containing multiple lock functions into a group of blocks such that each block has at most one lock function associated with it. Therefore, after the model transformation, each locking operation is represented by a single transformation in the Petri net.

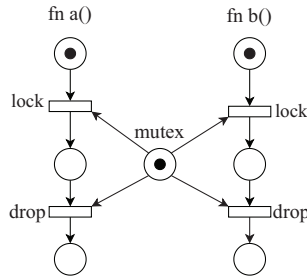


Figure 8: The Petri Net Model of Mutex

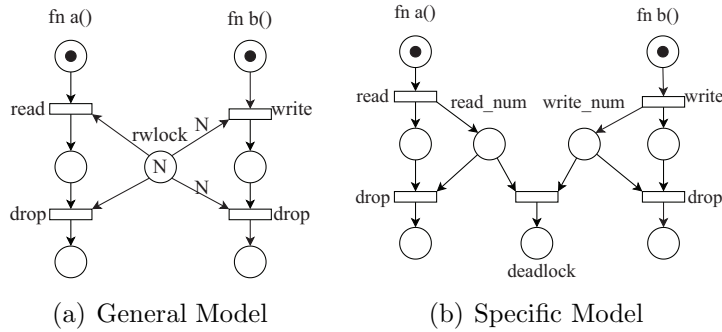


Figure 9: The Petri Net Model of RwLock

4.5. Model and Optimization

According to the Rust documentation, Rust uses the RAII (Resource Acquisition Is Initialization) mechanism for the lock management. Mutex allows only one thread to access some certain data at any time. In order to access the data mutually by multiple threads, a thread first needs to indicate that it wants to access the data by acquiring the lock on the mutex. The lock functions `Mutex::lock()`, `RwLock::read()` and `RwLock::write()` will return an object lock-guard which records who has exclusive access to the data. Rust compiler can only access the protected data through lock-guard. When the lifetime of a lock-guard ends, the lock is automatically unlocked during the lock-guard release.

While a thread uses mutex, the entire thread is locked. When modeling a lock resource, Petri net only considers whether the resource is owned but does not consider the internal operation of the resource. Although the internal principles of mutex locks and spin locks are different, but the corresponding

Petri nets have the same semantics. The representation of the Petri net corresponding to the *lock()* and *unlock()* functions is shown in Figure 8.

Due to the exclusive nature of locks, the *reads()* and *writes()* of *RwLock* behave similar to *Mutex.lock()*. Therefore they follow a double lock pattern. Almost *RwLock* implements write a lock variable with a higher priority. Figure 9 illustrates deadlock caused by this case, where *N* represents the number of concurrently acquired read locks. Read operations consume one token each time, and write operations consume all tokens. The read lock is acquired from Thread-A, which locks the write lock in Thread-B. But the second read lock waits for the write lock because the write lock has a higher priority than the read lock. Consequently Thread-A is stuck on the second read lock and Thread-B is stuck on the write lock, resulting in a deadlock. If we want to avoid deadlock, we must ensure that there is no lock before any two lock applications in the same task, and the write lock is released as soon as possible. According to this situation, the read-write lock can also be modeled as Figure 9(b).

5. Application to Experiments

5.1. The program

Figure 10 shows a piece of code where different function calls cause deadlocks. The main function calls *foo.mutex1()*. After adding a lock to *mu1*, it gets the guard pointer of the protected data and determines which function to execute next based on the value of the protected data. Function *mutex3* nests calls to function *mutex2*, which results in a deadlock regardless of the call to that function. The corresponding Petri net model distributes the change sequence when the *match* keyword corresponds to the *SwitchInt* terminator, and a model for the two different calls is built. Figure 11 shows the code of a locking conflict caused by a read-write lock and a mutually exclusive lock between multiple threads, where the main thread and the child thread call function *rw1()* and function *rw2()*, respectively. Obviously, a mutually exclusive wait for the read-write lock may take place.

5.2. The generated Petri net

Implementing a basic graph structure to represent our Petri-Net is not very difficult. But in order to be compatible with an existing model checker, we have to use some interface or a standard that defines a commonly known structure. Fortunately, there exists an XML-based standard for Petri Net

Input : *Callgraph, Lock_hash(lock, Vector⟨Lock⟩)*

Output: *Petri Net Marked Language's File(net)*

```
1 foreach lock in Lock_hash.keys() do net.addPlace();
2 foreach instance in Callgraph do
3   if instance.contains(lock) then
4     net.addPlace(Fn.Start);
5     Body ← compiler.getMIR(Instance);
6     foreach statement in Statements do
7       if statement.rvalue.isLock(Lock) then
8         net.addTransition(getBind(Lock));
9         net.addPlace(locked);
10      end
11      if terminator.isDrop(lock) then
12        net.addTransition(getBind(Lock));
13        net.addPlace(free_lock);
14      end
15      if terminator.Kind.isCall(fn) then
16        if fn.ty.isSpawn() ∨ fn.ty.isJoin() then
17          net.addTransition(getBind(ThreadInstance))
18          net.addPlace()
19        end
20        else
21          net.addTransition(getBind(CalledInstance.start))
22          net.addPlace(wait)
23          net.addTransition(getBind(CalledInstance.end))
24          net.addPlace(return)
25        end
26      end
27    end
28    net.addTransition(exit);
29    net.addPlace(Fn.End);
30  end
31  else
32    continue;
33  end
34 end
```

Algorithm 3: Translator locked instance to Petri Net

called Petri Net Markup Language(PNML) [26, 27]. They can list nodes (places and transitions) and arcs of a graph. Additionally, the Petri-Net representations encode information for token count and arc weight. In a generated model, the white hollow rectangle represents immediate transition and the naming rule is that the thread and lock resources are function calls. For example, *callstie* means that a function call occurs here, and *thread :: spawn()* means that a new thread is opened here. After exporting a Petri net model, the PIPE tool is used to detect whether the main function is terminated or not, i.e. the termination state can be reached.

5.3. Compare to Other Static Analysis Tools

Qin et al.[12] proposed two static analysis algorithms in the *lockbud* to detect thread bugs in Rust programs. But they modeled almost all function calls as no-op or identity functions, failing to recover the alias information required to run an analysis. Transforming Rust source code to a Petri net for checking deadlocks and combining with the pointer analysis technique of static analysis, our tool can correlate the operations of different functions on the same lock object. This guarantees the correctness of concurrency semantics. Also a Petri net models the called function separately, embedding it into the transition of *callsite*, and waiting for the calling function to return before continuing execution. When another method calls the same function, we copy the calling function model and embed it into the corresponding position, and it can be modeled as the same function call in subsequent advanced net work.

As shown in Figure 10, which is modified from the *lockbud*'s example, using thick arrows to simplify some of the function calls, the *lockbud* tool can only detect deadlocks caused by the call sequences *mutex1()*, *mutex2()* for mutex *mu1*, but can not for detect deadlocks caused by *mutex1()mutex3()mutex2()* for mutex *mu2*. This is due to the fact that the *lockbud* tool only traverses the calling function once, but the lock alias information needs to be re-analyzed. Our tool constructs Petri net by re-traversing the CFG, constructing a subnet model for duplicate function copies, and comprehensively detecting the deadlock problem caused by double-lock.

Figure 11 is also from the *lockbud*'s example, where it report that a *mutex* and a read lock are causing conflict locks, but there is no such case. The *lockbud* tool uses the conflict lock algorithm to detect mutex after they are not detected, and the conflict graph constructed will also include mutex.

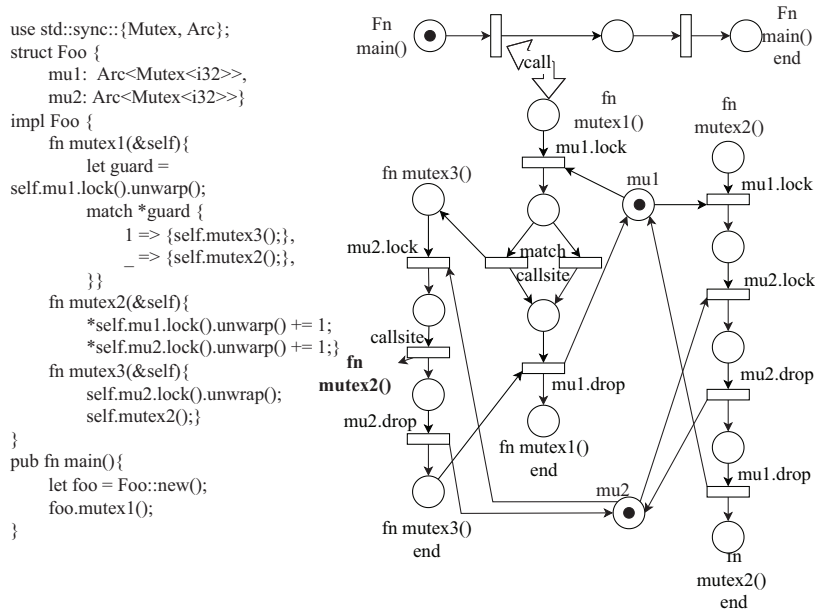


Figure 10: The Petri Net Corresponding To A Call Function Program

Table 1: Details of the deadlock bugs found in some packages

Package	Loc	Time(s)	Mutex	RwLock	Deadlock	lockbud	Tool
mini	5	0	1	0	1	1	1
multi-thread-rw	76	0	0	1	1	1	1
multi-thread	139	0	4	2	4	13(<i>fp</i>)	4
multi-call	381	0.12	2	2	2	1(<i>fn</i>)	2

Petri net models the lock structure formally and obtains the conflict path caused according to the reachability, which can effectively avoid false positive.

Table 1 lists some properties of the crate based packages detected by our tool [12, 28], where the red *fp* and *fn* represent false positive and false negative and Deadlock represent the real deadlock path. These packages are taken from the example of the lockbud tool and Tock, with some minor changes.

6. Conclusion

In this paper, we propose a method to automatically convert Rust programs into Petri nets for deadlock analysis. This technique, called static

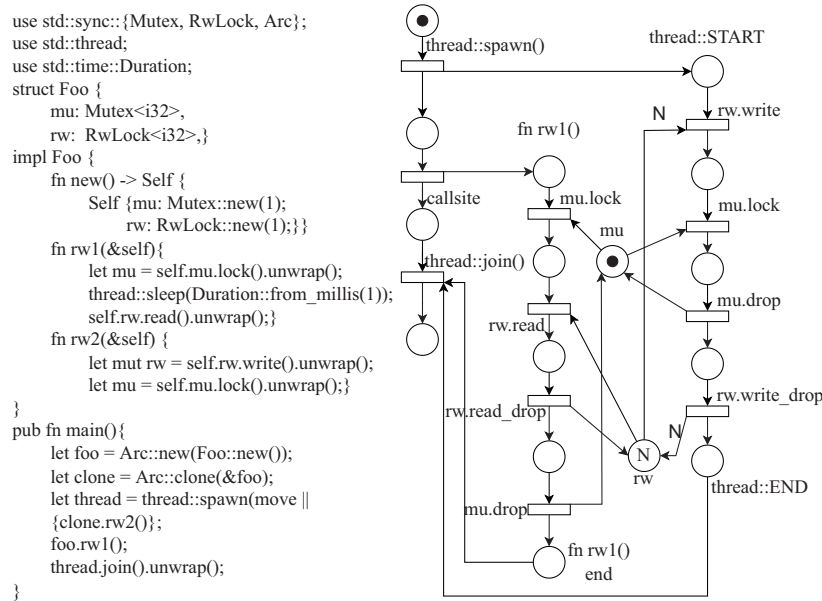


Figure 11: The Petri Net Corresponding To A Multi-Thread Program

analysis, is similar to performing model checking. We use Rust compile as a front end to execute programmatic queries. We utilize CFG of a Rust program to generate a Petri net. Experiments are based on Cargo, and there is no need to rewrite commands. To reduce the size of the generated Petri nets, we consider different perspectives on program deadlocks. Depending on the information of *locked*, *unlocked*, *spawn* and *join* represented in a CFG to transfer. Our transformation process relies on our designed rules, associated with locking mechanisms. These rules have been implemented in tool prototypes. Future work will transfer source codes to advanced Petri nets in order to accommodate more error detection, such as signal, variable handling and array bounds checking.

References

- [1] S. Klabnik, C. Nichols, The Rust Programming Language (Covers Rust 2018), No Starch Press, 2019.
- [2] K. Boos, N. Liyanage, R. Ijaz, L. Zhong, Theseus: an experiment in operating system structure and state management, in: 14th USENIX

Symposium on Operating Systems Design and Implementation (OSDI 20), 2020, pp. 1–19.

- [3] Y. Bae, Y. Kim, A. Askar, J. Lim, T. Kim, Rudra: finding memory safety bugs in rust at the ecosystem scale, in: Proceedings of the ACM SIGOPS 28th Symposium on Operating Systems Principles, 2021, pp. 84–99.
- [4] Z. Li, J. Wang, M. Sun, J. C. Lui, Mirchecker: detecting bugs in rust programs via static analysis, in: Proceedings of the 2021 ACM SIGSAC Conference on Computer and Communications Security, 2021, pp. 2183–2196.
- [5] R. Jung, J.-H. Jourdan, R. Krebbers, D. Dreyer, Rustbelt: Securing the foundations of the rust programming language, Proceedings of the ACM on Programming Languages 2 (POPL) (2017) 1–34.
- [6] E. Reed, Patina: A formalization of the rust programming language, University of Washington, Department of Computer Science and Engineering, Tech. Rep. UW-CSE-15-03-02 (2015) 264.
- [7] F. Wolff, A. Bílý, C. Matheja, P. Müller, A. J. Summers, Modular specification and verification of closures in rust, Proceedings of the ACM on Programming Languages 5 (OOPSLA) (2021) 1–29.
- [8] V. Astrauskas, A. Bílý, J. Fiala, Z. Grannan, C. Matheja, P. Müller, F. Poli, A. J. Summers, The prusti project: Formal verification for rust, in: NASA Formal Methods Symposium, Springer, 2022, pp. 88–108.
- [9] F. Wang, F. Song, M. Zhang, X. Zhu, J. Zhang, Krust: A formal executable semantics of rust, in: 2018 International Symposium on Theoretical Aspects of Software Engineering (TASE), IEEE, 2018, pp. 44–51.
- [10] K. Dewey, J. Roesch, B. Hardekopf, Fuzzing the rust typechecker using clp (t), in: 2015 30th IEEE/ACM International Conference on Automated Software Engineering (ASE), IEEE, 2015, pp. 482–493.
- [11] M. Baranowski, S. He, Z. Rakamarić, Verifying rust programs with smack, in: International Symposium on Automated Technology for Verification and Analysis, Springer, 2018, pp. 528–535.

- [12] B. Qin, Y. Chen, Z. Yu, L. Song, Y. Zhang, Understanding memory and thread safety practices and issues in real-world rust programs, in: Proceedings of the 41st ACM SIGPLAN Conference on Programming Language Design and Implementation, 2020, pp. 763–779.
- [13] P. Ning, B. Qin, Stuck-me-not: A deadlock detector on blockchain software in rust, *Procedia Computer Science* 177 (2020) 599–604.
- [14] J. Ding, H. Zhu, H. Zhu, Q. Li, Formal approaches to deadlock analysis in competitions of shared web resources, in: 2009 Third IEEE International Symposium on Theoretical Aspects of Software Engineering, IEEE, 2009, pp. 327–328.
- [15] Y. Wang, T. Kelly, M. Kudlur, S. Lafortune, S. A. Mahlke, Gadara: Dynamic deadlock avoidance for multithreaded programs., in: OSDI, Vol. 8, 2008, pp. 281–294.
- [16] H. Liao, Y. Wang, H. K. Cho, J. Stanley, T. Kelly, S. Lafortune, S. Mahlke, S. Reveliotis, Concurrency bugs in multithreaded software: Modeling and analysis using petri nets, *Discrete Event Dynamic Systems* 23 (2) (2013) 157–195.
- [17] J.-B. Voron, F. Kordon, Transforming sources to petri nets: a way to analyze execution of parallel programs., in: Simutools, 2008, p. 13.
- [18] W. Yao, X. He, Mapping petri nets to concurrent programs in cc++, *Information and Software Technology* 39 (7) (1997) 485–495.
- [19] M. Emre, R. Schroeder, K. Dewey, B. Hardekopf, Translating c to safer rust, *Proceedings of the ACM on Programming Languages* 5 (OOPSLA) (2021) 1–29.
- [20] X. Li, Y. Liang, H. Qian, Y.-Q. Hu, L. Bu, Y. Yu, X. Chen, X. Li, Symbolic execution of complex program driven by machine learning based constraint solving, in: 2016 31st IEEE/ACM International Conference on Automated Software Engineering (ASE), 2016, pp. 554–559.
- [21] H. Wang, T. Liu, X. Guan, C. Shen, Q. Zheng, Z. Yang, Dependence guided symbolic execution, *IEEE Transactions on Software Engineering* 43 (3) (2017) 252–271. doi:10.1109/TSE.2016.2584063.

- [22] G. Liu, *Petri Nets: Theoretical Models and Analysis Methods for Concurrent Systems*, Springer Singapore, 2022.
- [23] N. D. Matsakis, F. S. Klock, The rust language, *ACM SIGAda Ada Letters* 34 (3) (2014) 103–104.
- [24] L. O. Andersen, *Program analysis and specialization for the c programming language*, Ph.D. thesis, Citeseer (1994).
- [25] T. Meyer, *A petri-net semantics for rust*, Master’s thesis, University of Rostock (2020).
- [26] J. Billington, S. Christensen, K. v. Hee, E. Kindler, O. Kummer, L. Petrucci, R. Post, C. Stehno, M. Weber, The petri net markup language: Concepts, technology, and tools, in: *International Conference on Application and Theory of Petri Nets*, Springer, 2003, pp. 483–505.
- [27] E. Kindler, The petri net markup language and iso/iec 15909-2: Concepts, status, and future directions, *Entwurf komplexer Automatisierungssysteme* 9 (2006) 35–55.
- [28] A. Levy, B. Campbell, B. Ghena, D. B. Giffin, S. Leonard, P. Pannuto, P. Dutta, P. Levis, The tock embedded operating system, in: *Proceedings of the 15th ACM Conference on Embedded Network Sensor Systems*, 2017, pp. 1–2.