

Sojourn times of Markov symmetric processes in continuous time.

Pechersky E.A.¹, Presman E.L.², Yambartsev A.A.³*

¹Dobrushin's Laboratory, Institute of Information Transmission Problems of Russian Academy of Science, Moscow, Russia.
E-mail: pech@iitp.ru

²Central Economics and Mathematics Institute of Russian Academy of Sciences (CEMI RAS), Moscow, Russia.
E-mail: presman@cemi.rssi.ru

³Department of Statistics, Institute of Mathematics and Statistics, University of São Paulo, São Paulo, Brazil.
E-mail: yambar@ime.usp.br

In memory of Nikita D. Vvedenskaya

Abstract

Here we represent our attempt at explaining the asymmetry between amounts of matter and antimatter. We define the Markov process, which describes the asymmetry of matter-antimatter by the inhomogeneity of the sojourn time. Thus, the current state of the Universe, where the amount of matter significantly exceeds the amount of antimatter, is a result of stochastic dynamics, and the path toward equilibrium can be very long.

1 Introduction

1.1 Markov process

Markov Process. We study a continuous time Markov process $X^N(t)$ with the state space $\mathcal{N} = \{1, \dots, N\}$ and piecewise constant paths. We consider two kinds of the initial state, it is either a point from \mathcal{N} or the stationary distribution (2.3) on \mathcal{N} . The jumps of the process with non-zero transition rates are $k \rightarrow k+1$ and $k \rightarrow k-1$ with the rates $\lambda_{k,k+1}, \lambda_{k,k-1}$ if $1 < k < N$, and $1 \rightarrow 2, N \rightarrow N-1$ with the rates $\lambda_{1,2} = 1, \lambda_{N,N-1} = N$. The dynamics of the process is described by the *site-symmetry* generator with rates $\lambda_{k,k+1} = \lambda_{k,k-1} = k$ for $k \neq 1, N$, thus, in this case we have the *edge-asymmetric*, $\lambda_{k,k+1} \neq \lambda_{k+1,k}$, see (2.2). It means that the considered processes X^N are space non-homogeneous.

Invariant measures. Note that the corresponding *embedded* discrete-time Markov chain \widehat{X}^N is a symmetric simple random walk over \mathcal{N} with reflections at the boundaries 1 and N (see Section 2.2). However, the

*AY thanks FAPESP for the financial support via the grant 2017/10555-0.

continuous-time process X^N is far from any symmetry. As will be shown, despite the property of symmetry $\lambda_{k,k+1} = \lambda_{k,k-1}$ the process X^N spends most of its time in the vicinity of the point 0. That is, the distribution of $X^N(t)$ is concentrated in the neighborhood of 0, while the embedded process \widehat{X}^N has a uniform distribution over the set $\mathcal{N} \setminus \{1, N\}$. Both X^N and \widehat{X}^N satisfy detailed balance with respect to their stationary distribution.

Law of Large Numbers. We study a sequence ξ^N of the Markov processes obtained by the scaling by N of the original processes X^N , that is $\xi^N := \frac{X^N}{N} \in \mathfrak{R}^N = \{\frac{1}{N}, \frac{2}{N}, \dots, 1\}$. We show that if the initial state is one-pointed then the mean value of ξ^N tends to the constant path equal to the limiting initial value $\xi^N(0)$ with growing N . And if the initial state is sampled according the stationary distribution then the limit of the stationary distribution of ξ^N shows the effect of the concentration near the path identically equal to 0.

Large Deviations. Finally, the rate function of the large deviations is obtained by the method described in [6]. For any given $x_0, x_T \in [0, 1]$ we find the optimal path on the time interval $\gamma(t), t \in [0, T]$ such that $\gamma(0) = x_0, \gamma(T) = x_T$. Moreover, we show that the optimal path is a quadratic polynomial.

1.2 Motivations

The vast majority of laws in physics are based on a certain symmetry. Often, symmetry is the cause of conservation laws, such as the well-known conservation laws in mechanics. Another simple example is the law of the conservation of the electric charge is also one of these laws.

However, the most impressive discoveries are associated with asymmetric manifestations in nature. Many asymmetries have been found in the microcosm that obeys quantum laws.

One well-known phenomena is the asymmetry between matter and antimatter. This is the cause of the imbalance between matter and antimatter. This is an impressive problem that has not yet been solved. Attempts to find an answer to this problem from a physical point of view are based on the search for a violation of some law of the physical symmetry, such as the violation of the law of conservation of baryon charges (see, for example, [13],[14]).

There is another reason for the appearance of the asymmetry: the randomness inherent in the system. Randomness can cause fluctuations, often quite large.

Very often, the asymmetry of physical processes caused by the random behavior of the system expresses itself through a phenomenon of phase transition. The phase transition is associated with very different behaviors of the same physical system on opposite sides of a "critical point" of some system parameter. Usually, a phase transition is related to the randomness created by fluctuations in the system or in the environment, where the system is immersed.

In our research we propose another reason for the asymmetry based on fluctuations. Here fluctuations are created by a Markov spatially inhomogeneous continuous-time random process. The asymmetry arises due to distinctions in the occupation time spent by the Markov process in different states.

We propose a continuous-time Markov process in which the sojourn time is very long in some subdomain of the process states. The state-space of the process under consideration is a finite set $\mathcal{N} = \{1, \dots, N\}$, and the process dynamics creates piecewise constant trajectories with jumps $+1$ or -1 . The transition probabilities to the left and right neighbors from any state $2 < i < N - 1$ are equal, but the transition rate linearly increases with the growth of i . The process exhibits the asymmetry related to the sojourn time. In the area close to $1 \in \mathcal{N}$ the process spends much more time than in the states near the N . Assuming the

process describes the particle dynamics, it means that if a particle enters a region close to $1 \in \mathcal{N}$ due to the fluctuations, it takes a long time before leaving this region.

This work is the first step towards explaining the asymmetry between matter and antimatter. In the following articles, the Markov process will be studied, which describes the asymmetry of matter-antimatter by the inhomogeneity of the sojourn time.

We assume that violations of baryon-antibaryon symmetry really arises in the course of Markovian dynamics. The violation occurs when the process path is a constant during some time. The longer the constant period, the higher the probability of violation.

This effect can be more sharp if we consider Markov dynamics out of the average in the corresponding direction. Such event may have the small probability however it may strengthen the studied effect. This event belongs to a region of theory probability which is called *Large deviation theory*.

In the series of papers, [12], [11], [10] and [9], we consider the birth-death processes where the transition rates $\lambda_{i,i+1}$ and $\lambda_{i,i-1}$ depends on the state i polynomially: $\lambda_{i,i+1} = Pi^\alpha$ and $\lambda_{i,i-1} = Qi^\beta$. The papers [11], [10], [9] explore the method of exchange of measures suggested in [12] in the cases when $\alpha \neq \beta$ ou $\alpha = \beta, P \neq Q$. But all our attempts have failed to extend the method for the case $\alpha = \beta, P = Q$.

The considered here model corresponds to the birth-death processes (on the interval $0, 1, \dots, N$) with $\alpha = \beta = 1, P = Q$, where the method of [6] works.

2 Model. Generator

The main subject of our research is the sequence (in N) of Markov processes ($X^N(t)$). The upper index means that the states of the process are taken from the set $\mathcal{N} = \{1, \dots, N\}$. The stochastic dynamics of $X^N(t)$ is controlled by the generators G^N which is an operator on the set of the function $\mathcal{F}^N = \{f : \mathcal{N} \rightarrow \mathbb{R}\}$; the generator is

$$G^N f(m) = \lambda m(f(m+1) - f(m)) \mathbb{1}_{m < N}(m) + \lambda m(f(m-1) - f(m)) \mathbb{1}_{m > 1}(m), \quad (2.1)$$

where $\mathbb{1}_{\mathcal{B}}(\cdot)$ is an indicator for subset $\mathcal{B} \subset \mathcal{N}$

$$\mathbb{1}_{\mathcal{B}}(m) = \begin{cases} 1, & \text{if } m \in \mathcal{B}, \\ 0, & \text{otherwise,} \end{cases}$$

and the rates $\lambda_{m,m+1}$ and $\lambda_{m,m-1}$ are

$$\begin{aligned} \lambda_{m,m+1} &= \lambda_{m,m-1} = \lambda m, \quad m = 2, \dots, N-1, \\ \lambda_{1,2} &= \lambda, \quad \lambda_{N,N-1} = \lambda N. \end{aligned} \quad (2.2)$$

Note that the endpoints of \mathcal{N} are reflective. The initial state $X^N(0)$ has some distribution on \mathcal{N} . In particular, it can be a measure concentrated at the one point state $m \in \mathcal{N}$.

Remark 2.1. *It can be seen from the form of G^N that the Markov process has jump-wise paths. The jumps are equal to ± 1 . The intensities of jumps from the state m depend on the value of m , and the intensities to the left and right are equal if $m \in \{2, \dots, N-1\}$. Thus, we have symmetrical jumps except for the endpoints of \mathcal{N} .*

2.1 Stationary distribution

Detailed balance allows finding stationary distributions of the processes. The stationary distribution concentrates near 0 as N increases.

Denote by $\pi^N(m)$, $m \in \mathcal{N}$, the stationary measure of $X^N(t)$.

Theorem 2.2. $X^N(t)$ satisfies the detailed balance with respect to the stationary distribution. π^N is given by

$$\pi^N(m) = \frac{\frac{1}{m}}{\sum_{k=1}^N \frac{1}{k}}, \quad m \in \mathcal{N}. \quad (2.3)$$

Let $\mathcal{M} = \{1, \dots, M\} \subseteq \mathcal{N}$. Let $h(N)$ be a sequence of integers such that

$$\frac{\ln(h(N))}{\ln(N)} \rightarrow 1, \quad \text{and} \quad \limsup_{N \rightarrow \infty} \frac{N}{h(N)} > 1.$$

Assume that $M = h(N)$. Then

$$\pi^N(\mathcal{M}) \rightarrow 1, \quad \text{as } N \rightarrow \infty,$$

Remark 2.3. For any given integer M , $M \leq N$, the probability $\pi^N(\{1, \dots, M\})$ is proportional to the number of primes until M .

Proof. The proof uses the detailed balance. The balance equations have the following shape (see (2.1))

$$\begin{aligned} \pi^N(1)\frac{1}{N} &= \pi^N(2)\frac{2}{N} \Rightarrow \pi^N(1) = 2\pi^N(2); \\ \pi^N(m)\frac{m}{N} &= \pi^N(m+1)\frac{m+1}{N} \Rightarrow \pi^N(m)m = \pi^N(m+1)(m+1), \quad \text{if } m < N-1; \\ \pi^N(N-1)\frac{N-1}{N} &= \pi^N(N) \Rightarrow \pi^N(N-1)(N-1) = \pi^N(N)N \end{aligned}$$

The following relations can be obtained from these equations

$$\pi^N(m) = \pi^N(1)\frac{1}{m}$$

for $m > 1$. Since $\sum_{m=1}^N \pi^N(m) = 1$ we obtain that

$$\pi^N(1) = \frac{1}{\sum_{m=1}^N \frac{1}{m}},$$

and

$$\pi^N(m) = \frac{\frac{1}{m}}{\sum_{m=1}^N \frac{1}{m}}, \quad m \in \mathcal{N}. \quad (2.4)$$

The probability of the set $\mathcal{M} = \{1, \dots, M\}$ is

$$\pi^N(\mathcal{M}) = \sum_{m=1}^M \pi^N(m) = \frac{\sum_{m=1}^M \frac{1}{m}}{\sum_{m=1}^N \frac{1}{m}}. \quad (2.5)$$

Here we use the Euler representation of the partial sum of the Harmonic series $H_K = \sum_{m=1}^K \frac{1}{m} = \ln K + \gamma + \varepsilon_K$, where γ is the Euler–Mascheroni constant and $K\varepsilon_K \rightarrow \frac{1}{2}$ as $K \rightarrow \infty$. Then

$$\pi^N(\mathcal{M}) = \frac{\ln M + \gamma + \varepsilon_M}{\ln N + \gamma + \varepsilon_N} = \frac{\ln h(N) + \gamma + \varepsilon_M}{\ln N + \gamma + \varepsilon_N} \rightarrow 1 \quad (2.6)$$

as $N \rightarrow \infty$ ■

2.2 Embedded chain

The stationary distribution of the embedded Markov chain \widehat{X} is fundamentally different from the stationary distribution of the process X^N .

Consider the embedded chain $\widehat{X}^N(k)$ corresponding to $X^N(t)$ with initial value $\widehat{X}^N(0) = m$. The chain $\widehat{X}^N(k)$ instantly changes its state immediately upon the occurrence of jumps $X^N(t)$, regardless of the time the process spends in the state before the jump. The discrete-time dynamics is determined by the following probability transition matrix

$$\begin{pmatrix} 0 & \frac{\lambda_{1,2}}{R_1} & 0 & 0 & 0 & \dots & 0 & 0 \\ \frac{\lambda_{2,1}}{R_2} & 0 & \frac{\lambda_{2,3}}{R_2} & 0 & 0 & \dots & 0 & 0 \\ 0 & \frac{\lambda_{3,2}}{R_3} & 0 & \frac{\lambda_{3,4}}{R_3} & 0 & \dots & 0 & 0 \\ \vdots & \vdots & \vdots & \vdots & \vdots & \ddots & \vdots & \vdots \\ 0 & 0 & 0 & 0 & 0 & \dots & 0 & \frac{\lambda_{N-1,N}}{R_{N-1}} \\ 0 & 0 & 0 & 0 & 0 & \dots & \frac{\lambda_{N,N-1}}{R_N} & 0 \end{pmatrix},$$

where

$$R_m = \begin{cases} \lambda_{m,m+1} + \lambda_{m,m-1} = 2\lambda m, & \text{if } m \in \{2, \dots, N-1\}, \\ \lambda_{1,2} = \lambda, & \text{if } m = 1, \\ \lambda_{N,N-1} = \lambda N, & \text{if } m = N. \end{cases}$$

The value of R_m is the rate at which $X^N(t)$ leaves the state m . For the case $m \in \{2, \dots, N-1\}$ the transition probability is $\frac{\lambda_{m,m+1}}{R_m} = \frac{\lambda_{m,m-1}}{R_m} = \frac{1}{2}$, and for $m = 1$ and $m = N$ the transition probabilities are $\frac{\lambda}{R_1} = \frac{\lambda N}{R_N} = 1$. The two transition probabilities equal to 1 represent the reflection from states 1 and N .

Using the detail balance equations, we obtain the stationary distribution $\widehat{\pi}$ of $\widehat{X}(k)$

$$\widehat{\pi}(1) = \widehat{\pi}(N) = \frac{1}{2(N-1)}, \quad \widehat{\pi}(m) = \frac{1}{N-1}, \quad m = 2, \dots, N-1.$$

Remark 2.4. The chain $\widehat{X}(k)$, with initial state $\widehat{X}(0)$ is a simple random walk in $\mathcal{N} = \{1, \dots, N\}$ with reflections on the boundaries. If the current state $\widehat{X}(k-1) \in \{2, \dots, N-1\}$, then the next state $\widehat{X}(k) = \widehat{X}(k-1) + Y_k$, where the independent increments Y_k take values ± 1 uniformly $\Pr(Y_k = 1) = \Pr(Y_k = -1) = 1/2$, and $\Pr(Y_k = 1) = 1$ ($\Pr(Y_k = -1) = 1$) on the boundary state, when $\widehat{X}(k-1) = 1$ ($\widehat{X}(k-1) = N$).

The dynamics of the process $(X^N(t))$ on continuous-time changes dramatically compared to the embedded chain $\widehat{X}(k)$. The occupation (or sojourn) time plays an important role in the nature of the dynamics. Our goal is to understand the occupation time behavior on different subsets of \mathcal{N} .

For any N the process $X^N(t)$ is homogeneous in time, but non-homogeneous in space. Thus, the sojourn time in any subset $\mathcal{B} \subset \mathcal{N}$ may vary depending on N . We have shown that for any $M < N$ which is not very close to N the time of the sojourn probability in $\mathcal{M} = \{1, \dots, M\}$ tends to 1 as $N \rightarrow \infty$. Moreover, M may grow with N .

3 Scaling

In this section we consider the scaled version of the processes X^N . Let us introduce a sequence $(\xi^N(t) = \frac{X^N(t)}{N})$ of Markov processes that are scalings of $X^N(t)$ processes. The state space of ξ^N is $\mathfrak{N}^N = \{\frac{1}{N}, \frac{2}{N}, \dots, 1\}$. The generator of $\xi^N(t)$ is the following operator (cf. (2.1)) acting on the function space $\mathfrak{F}^N = \{f : \mathfrak{N}^N \rightarrow \mathbb{R}\}$ for all $\gamma \in \mathfrak{N}^N \subset (0, 1]$

$$g^N f(\gamma) = \lambda N \gamma \left(f\left(\gamma + \frac{1}{N}\right) - f(\gamma) \right) \mathbb{1}_{\gamma < 1}(\gamma) + \lambda N \gamma \left(f\left(\gamma - \frac{1}{N}\right) - f(\gamma) \right) \mathbb{1}_{\gamma > \frac{1}{N}}(\gamma). \quad (3.1)$$

Denote $\xi_{\gamma^N}^N$ the process ξ^N with the initial point $\gamma^N \in \mathfrak{N}^N$, that is $\xi_{\gamma^N}^N(0) = \gamma^N$. Let $\mathbf{D}^N(0, T]$ be the set of all trajectories of ξ^N during the time interval $[0, T]$ and let

$$\mathbf{D}(0, T] = \bigcup_N \mathbf{D}^N(0, T].$$

Since $\mathbf{D}^N(0, T] \subset \mathbf{D}(0, T]$ then all measures $\mu_{\gamma^N}^N$ of the processes $\xi_{\gamma^N}^N$ are concentrated in $\mathbf{D}(0, T]$. However, the set $\mathbf{D}(0, T]$ does not contain all continuous functions $\mathbf{C}[0, T] : \{f : [0, T] \rightarrow (0, 1]\}$. Let $\bar{\mathbf{D}}(0, T]$ be completion of $\mathbf{D}(0, T]$ with respect to the uniform metric. Then $\mathbf{C}[0, T] \subseteq \bar{\mathbf{D}}(0, T]$.

Let (γ^N) be the sequence of the initial points such that $\gamma^N \rightarrow \gamma \in (0, 1]$, for example $\gamma^N = \frac{\lfloor \gamma N \rfloor}{N}$. It's possible that $\gamma \notin \bigcup_N \mathfrak{N}^N$. The measures $\mu_{\gamma^N}^N$ converge to the measure μ_γ concentrated on the path set $\{\boldsymbol{\gamma} : \boldsymbol{\gamma}(0) = \gamma\}$.

4 The Law of Large Numbers

In this section, we study the dynamics of a sequence of the processes ξ^N as N grows. One of the purposes of this study is to determine the evolutionary behavior of the scaled processes (ξ^N) with the initial state from $\mathfrak{N} = \bigcup_N \mathfrak{N}^N$.

Recall that the process $\xi_{\gamma^N}^N(t)$ denotes the process $\xi^N(t)$ with the initial $\xi^N(0) = \gamma^N \in \mathfrak{N}$. The measure μ_{γ^N} which is the distribution of $\xi_{\gamma^N}^N(t)$ is concentrated in the path set $\mathbf{D}^N(0, T]$.

We consider two cases for the law of large numbers. The results depend on the initial distributions of the process. One case is when initially the process is concentrated at one point $\gamma^N \in \mathfrak{N}$. Consider $\gamma \notin \mathfrak{N}$ and the sequence $\gamma^N \rightarrow \gamma \in (0, 1]$ (see the end of previous section).

We also consider another case, when $\xi^N(0)$ is distributed on \mathfrak{N}^N according the stationary distribution π^N . It means that the distribution of $\xi^N(t)$ at any $t \in [0, T]$ is stationary as well.

4.1 The single-point initial distribution

We introduce a set of the constant functions. Let $\zeta(t) \equiv \gamma \in [0, 1]$, γ be fixed. Let (γ^N) be a sequence of the initial states, $\xi_{\gamma^N}^N(0) = \gamma^N$, such that $\lim_{N \rightarrow \infty} \gamma^N = \gamma \in (0, 1]$. Here we prove the law of large numbers for $\xi_{\gamma^N}^N(t)$.

Theorem 4.1. *For any $\gamma \in [0, 1]$ the relation*

$$\lim_{N \rightarrow \infty} \Pr \left(\sup_{t \in [0, T]} \left| \xi_{\gamma^N}^N(t) - \zeta(t) \right| \geq \varepsilon \right) = 0. \quad (4.1)$$

holds.

Proof. Let $J^N(t)$ be the number of the jumps of $\xi_{\gamma^N}^N(t)$ on $(0, t]$. Consider an auxiliary process $Y(t) = \sum_{i=1}^{J^N(t)} Y_i$, on the interval $[0, T]$, where Y_i are i.i.d. sequence of random variables with $P(Y_i = 1) = 1 - P(Y_i = -1) = \frac{1}{2}$. Let $Y_N(t) := \frac{1}{N} Y(t)$. Observe that the following inequality holds.

$$\Pr \left(\sup_{t \in [0, T]} |\gamma^N + Y_N(t) - \zeta(t)| < \varepsilon \right) \leq \Pr \left(\sup_{t \in [0, T]} \left| \xi_{\gamma^N}^N(t) - \zeta(t) \right| < \varepsilon \right).$$

Note that there exists N_ε such that $|\gamma^N - \gamma| < \varepsilon$ for all $N > N_\varepsilon$. For these N we have

$$\Pr \left(\sup_{t \in [0, T]} |Y_N(t)| < \frac{\varepsilon}{2} \right) < \Pr \left(\sup_{t \in [0, T]} |\gamma^N + Y_N(t) - \zeta(t)| < \varepsilon \right).$$

To finish the proof of (4.1) we use Kolmogorov inequality for the maximum of sum of i.i.d random variables (see, for example, [2], Theorem 22.4). We have

$$\begin{aligned} \Pr \left(\sup_{t \in [0, T]} |Y_N(t)| \geq \varepsilon \right) &= \sum_{n=0}^{\infty} \Pr \left(\sup_{t \in [0, T]} \left| \sum_{i=1}^{J^N(t)} Y_i \right| \geq \varepsilon N \mid J^N(T) = n \right) \Pr(J^N(T) = n) \\ &= \sum_{n=0}^{\infty} \Pr \left(\max_{1 \leq k \leq n} \left| \sum_{i=1}^k Y_i \right| \geq \varepsilon N \mid J^N(T) = n \right) \Pr(J^N(T) = n) \\ &\leq \sum_{n=0}^{\infty} \frac{n}{4\varepsilon^2 N^2} \Pr(J^N(T) = n) = \frac{1}{4\varepsilon^2 N^2} \mathbb{E}(J^N(T)) \leq \frac{NT}{4\varepsilon^2 N^2} \rightarrow 0 \text{ as } N \rightarrow \infty. \end{aligned}$$

Finally,

$$\begin{aligned} 1 &\geq \Pr \left(\sup_{t \in [0, T]} \left| \xi_{\gamma^N}^N(t) - \zeta(t) \right| < \varepsilon \right) \geq 1 - \Pr \left(\sup_{t \in [0, T]} |Y_N(t)| \geq \frac{\varepsilon}{2} \right) \\ &\geq 1 - \frac{T}{\varepsilon^2 N} \rightarrow 1, \text{ as } N \rightarrow \infty. \end{aligned} \quad (4.2)$$

This finishes the proof of (4.1). \square

Remark 4.2. *We apply the inequality $\mathbb{E}(J^N(T)) \leq NT$ because the intensity of the jumps is maximal near the boundary on 1.*

Remark 4.3. *For a given $\gamma \in (0, 1]$ the sequence of initial states γ^N can be chosen, for example, as $\xi_{\gamma^N}^N(0) = \gamma^N = \frac{\lfloor \gamma N \rfloor}{N}$.*

4.2 Stationary initial distribution

We now turn to the case when the initial state is distributed stationary. To this end we again consider the process $\zeta(t)$ having constant paths. That is $\zeta(t) \equiv \gamma \in [0, 1]$ for $t \in [0, T]$ if $\zeta(0) = \gamma$. The distribution of $\zeta(t)$ satisfies the following conditions: for any $u, v \in (0, 1]$ the probabilities $\Pr(\zeta(t) < u) = 1$ and $\Pr(\zeta(t) > v) = 0$ (see (4)). The described property means that the process of $\zeta(t)$ is concentrated near the line $\gamma(t) \equiv 0$.

Let $\xi_{\text{st}}^N(t)$ be the piecewise constant process on $\mathbf{D}^N[0, T]$ with the initial distribution π^N . Note that the distribution π^N is defined on the set \mathcal{N} , but we want to maintain the same notation for the stationary measure on \mathfrak{N}^N , the scaled \mathcal{N} . Then the distribution $\xi_{\text{st}}^N(t)$ at any $t \in [0, T]$ is also π^N since π^N is stationary. Recall that the generator of $\xi_{\text{st}}^N(t)$ is (3.1).

Theorem 4.4.

$$\xi_{\text{st}}^N \Rightarrow \zeta \text{ weakly} \quad (4.3)$$

as $N \rightarrow \infty$

The proof of the theorem is based on the result of the paper [3] on the convergence of integrals of finite-dimensional distributions of random processes. The theorem in [3] is about of the weak convergence of the functionals $\Phi(\xi_{\text{st}}^N) = \int_0^T \varphi(\xi_{\text{st}}^N(u))du$ to $\Phi(\zeta) = \int_0^T \varphi(\zeta(u))du$, where φ is the continuous function from $\mathbf{C}[0, 1] \rightarrow \mathbb{R}$.

The mentioned theorem in the considered case is

Theorem 4.5 (Borovkov, Pechersky, [3]). *Let*

$$\lim_{N \rightarrow \infty} \int_0^T \Pr \left(\bigcap_{i=1}^{\ell} (\xi_{\text{st}}^N(t_i) < u_i) \right) dt_1, \dots, dt_{\ell} = \int_0^T \Pr \left(\bigcap_{i=1}^{\ell} (\zeta(t_i) < u_i) \right) dt_1, \dots, dt_{\ell}$$

for any finite number $t_1, \dots, t_{\ell} \in [0, T]$ then the distribution of $\Phi(\xi_{\text{st}}^N) = \int_0^T \varphi(\xi_{\text{st}}^N(u))du$ weakly converges to $\Phi(\zeta) = \int_0^T \varphi(\zeta(u))du$ for any $\varphi \in \mathbf{C}[0, 1]$.

Due to the special properties of the process ζ , the convergence of the integral functionals is sufficient for weak convergence (4.3). The result we apply to prove (4.3) reformulated for our case as the following

Lemma 4.6. *For any $\{u_1, \dots, u_{\ell}\} \subset [0, 1]$ and $\zeta < \tilde{u} = \min_{j=1, \dots, \ell} u_j$ the following equality*

$$\lim_{N \rightarrow \infty} \int_0^T \Pr \left(\bigcap_{i=1}^{\ell} (\xi_{\text{st}}^N(t_i) < u_i) \right) dt_1, \dots, dt_{\ell} = \int_0^T \Pr \left(\bigcap_{i=1}^{\ell} (\zeta(t_i) < u_i) \right) dt_1, \dots, dt_{\ell} = T^{\ell} \quad (4.4)$$

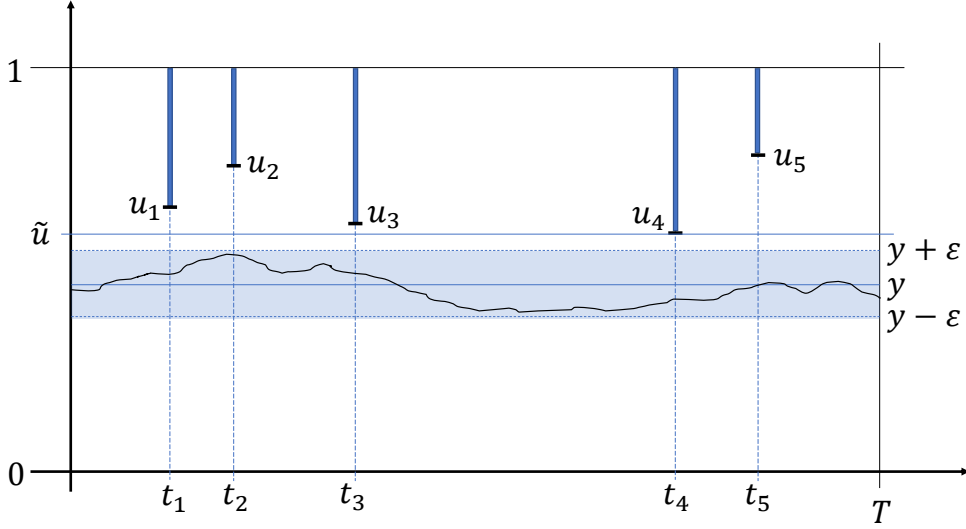
holds for any finite set of time points $t_1, \dots, t_{\ell} \in [0, T]$.

Proof of Lemma 4.6. The righthand side of (4.4)

$$\int_0^T \dots \int_0^T \Pr \left(\bigcap_{j=1}^{\ell} (\zeta(t_j) < u_j) \right) dt_1 \dots dt_{\ell} = T^{\ell},$$

by the definition of $\zeta(t)$. To find the limit on the lefthand side, let $\gamma < \tilde{u} = \min_{j=1, \dots, \ell} \{u_j\}$ and $\varepsilon > 0$ be such that $(\gamma - \varepsilon, \gamma + \varepsilon) \subset (0, \tilde{u})$. For a fixed N we have

Figure 1: Illustration for the proof of Theorem 4.4



$$\begin{aligned}
 & \int_0^T \cdots \int_0^T \Pr(\cap_{j=1}^{\ell} (\xi_{st}^N(t_j) < u_j)) dt_1 \dots dt_{\ell} \\
 &= \int_0^T \cdots \int_0^T \sum_{y < \gamma} \Pr(\cap_{j=1}^{\ell} (\xi_y^N(t_j) < u_j)) \pi^N(y) dt_1 \dots dt_{\ell} \\
 &+ \int_0^T \cdots \int_0^T \sum_{y \geq \gamma} \Pr(\cap_{j=1}^{\ell} (\xi_y^N(t_j) < u_j)) \pi^N(y) dt_1 \dots dt_{\ell}
 \end{aligned} \tag{4.5}$$

Probabilities in the last two sums we estimate as the following. For any $y < \gamma$, and sufficiently large N , we use the following bounds (see (4.2))

$$1 \geq \Pr(\cap_{j=1}^{\ell} (\xi_y^N(t_j) < u_j)) \geq \Pr(\xi_y^N(t) \in [y - \varepsilon, y + \varepsilon]) \geq 1 - \frac{T}{\varepsilon^2 N}.$$

For the first term of (4.5) we have

$$T^{\ell} \geq \int_0^T \cdots \int_0^T \sum_{y < \gamma} \Pr(\cap_{j=1}^{\ell} (\xi_y^N(t_j) < u_j)) \pi^N(y) dt_1 \dots dt_{\ell} \geq T^{\ell} \pi^N([0, \gamma]) + O\left(\frac{1}{N}\right) \rightarrow T^{\ell},$$

as $N \rightarrow \infty$. In the second term for all $y \geq x$ corresponding probabilities we can bound by 1, and

$$0 \leq \int_0^T \cdots \int_0^T \sum_{y \geq \gamma} \Pr(\cap_{j=1}^{\ell} (\xi_y^N(t_j) < u_j)) \pi^N(y) dt_1 \dots dt_{\ell} \leq T^{\ell} \pi^N((\gamma, 1]) \rightarrow 0,$$

as $N \rightarrow \infty$, according Theorem 2.2. This finishes the proof of the lemma. \square

Proof of Theorem 4.4. Theorem 4.5 and Lemma 4.6 prove the theorem. \square

5 Large Deviations

This section is devoted to studying the process deviations far from average values. This study belongs to the well-developed area of probability theory which is known as the theory of *Large Deviations*.

Let us introduce, the set of differentiable paths $\mathbf{C}_1[0, T] = \{\boldsymbol{\gamma} : [0, T] \rightarrow \mathbb{R}\}$, and the path set $\mathbf{D}[0, T] = \{\boldsymbol{\gamma} : [0, T] \rightarrow \mathbb{R}\}$. The large deviations will be studied in the following main terms.

1. The *rate function (functional)* is $I : \boldsymbol{\gamma} \rightarrow \mathbb{R}$ for $\boldsymbol{\gamma} \in \mathbf{C}_1[0, T]$. The process paths have jumps, however the rate function I is infinity for the paths out of $\mathbf{C}_1[0, T]$: $I(\boldsymbol{\gamma}) = \infty$ if $\boldsymbol{\gamma} \notin \mathbf{C}_1[0, T]$.
2. Hamiltonian $H(\boldsymbol{\gamma}, \boldsymbol{\kappa}) = \lambda \boldsymbol{\gamma} (e^{\boldsymbol{\kappa}} + e^{-\boldsymbol{\kappa}} - 2)$, where $\boldsymbol{\kappa}$ is the derivative of $\boldsymbol{\gamma} \in \mathbf{C}_1[0, T]$.

We will explain the meaning and role of the notions in the above list during further discussion. The proof of Large Deviation Principle (LDP) is based on the method represented in [6]. We also follow [8] and [1], where the method was applied for some Markov processes.

The rate function $I : \boldsymbol{\gamma}$ measures deviations from the process average. The rate function $I(\boldsymbol{\gamma})$ is the logarithm of the following probability of the deviation $\boldsymbol{\gamma}(t) - \mathbb{E}\boldsymbol{\xi}(t)$:

$$I(\boldsymbol{\gamma}) = \lim_N \frac{1}{N} \ln \Pr(\boldsymbol{\xi}^N(\cdot) \in U_\varepsilon(\boldsymbol{\gamma})) + o(\varepsilon),$$

where $U_\varepsilon(\boldsymbol{\gamma})$ is ε -neighborhood of $\boldsymbol{\gamma}$. If $\boldsymbol{\gamma}(t) = \mathbb{E}\boldsymbol{\xi}(t)$ then $I(\boldsymbol{\gamma}) = 0$.

It seems that the shortest way to find the rate function is described by Bryc's theorem which claims that

$$I(\boldsymbol{\gamma}) = \sup_{\mathcal{L}} \{\mathcal{L}(\boldsymbol{\gamma}) - \Lambda(\mathcal{L})\} \quad (5.1)$$

where $\{\mathcal{L}\}$ is a set of functionals on the process path set $\mathbf{D}[0, T] = \{\boldsymbol{\gamma}\}$, and

$$\Lambda(\mathcal{L}) = \lim_N \frac{1}{N} \ln \int \exp\{\mathcal{L}(\boldsymbol{\gamma})\} \Pr(\boldsymbol{\xi}^N \in d\boldsymbol{\gamma})$$

for any functional \mathcal{L} . We have omitted the conditions and other details required for Bryc's theorem (see[6]).

Unfortunately, this is not very practical way. The main difficulty is related to the fact that we consider Markov-dependent random variables. In this case, $\Lambda(\mathcal{L})$ is too general and therefore, it is very rarely computable. Do the functionals $\Lambda(\mathcal{L})$ form a semigroup acting on a set of functions? A positive answer to this question would construct a generator of this semigroup, which makes it possible to create a research method of $\Lambda(\mathcal{L})$.

5.1 Fleming semigroup

The above question is solved with the help of a (Fleming) semigroup, proposed by Fleming ([7]):

$$V_t^N f(\boldsymbol{\gamma}) = \lim_N \frac{1}{N} \ln \int \exp\{Nf(\boldsymbol{\gamma})\} \Pr(\boldsymbol{\xi}^N(t) \in d\boldsymbol{\gamma}) \mid \boldsymbol{\xi}^N(0) = \boldsymbol{\gamma}_0, \quad (5.2)$$

where $f \in \mathbf{C}_1[0, 1]$. The problem now is to investigate the limiting semigroup

$$\mathbf{V}_t f(\boldsymbol{\gamma}) = \lim_N V_t^N f(\boldsymbol{\gamma}). \quad (5.3)$$

Since V_t^N is a semigroup it is reasonable to find its generator. The generator corresponding to V_t^N describes the Markov dynamics which is called *non-linear* and its generator is called *non-linear Hamiltonian* \mathcal{H}^N :

$$\begin{aligned} \mathcal{H}^N f(\gamma) = & \frac{1}{N} \exp\{-Nf(\gamma)\} \left(\lambda N \gamma \left(\exp\left\{Nf\left(\gamma + \frac{1}{N}\right)\right\} - \exp\{Nf(\gamma)\} \right) \right. \\ & \left. + \lambda N \gamma \left(\exp\left\{Nf\left(\gamma - \frac{1}{N}\right)\right\} - \exp\{Nf(\gamma)\} \right) \right), \end{aligned}$$

where $\gamma \in \mathfrak{R}^N$. It is easy to see that the limiting operator H should be

$$Hf(\gamma) = \lim_N \mathcal{H}^N f(\gamma) = \lambda \gamma \left(\exp\left\{\frac{df}{d\gamma}(\gamma)\right\} - 1 \right) + \lambda \gamma \left(\exp\left\{-\frac{d\gamma}{d\gamma}(\gamma)\right\} - 1 \right) =: H(\gamma, f'(\gamma)).$$

In the above expressions $\gamma \in \mathfrak{R} \subset [0, 1]$.

The proof of the operator convergence

$$H = \lim \mathcal{H}^N$$

in the $C_1[0, 1]$ is not difficult. First, we consider the convergence on \mathfrak{R} , where the limit

$$\lim_{N \rightarrow \infty} \sup_{\gamma \in \mathfrak{R}} |\mathcal{H}^N f(\gamma) - Hf(\gamma)| = 0, \quad (5.4)$$

is obvious. Second, consider a sequence (γ_N) where $\gamma_N \in \mathfrak{R}$ such that $\gamma_N \rightarrow \gamma$ for an arbitrary $\gamma \in [0, 1]$. Then

$$\lim_N \frac{f(\gamma_N + 1/N) - f(\gamma_N)}{1/N} = f'(\gamma)$$

and f' is continuous on $[0, 1]$. Therefore (5.4) can be extended to

$$\lim_{N \rightarrow \infty} \sup_{\gamma \in [0, 1]} |\mathcal{H}^N f(\gamma) - Hf(\gamma)| = 0.$$

As can be seen the resulting function $Hf(\gamma) = H\left(\gamma, \frac{df}{d\gamma}\right)$ depends on the derivative $\frac{df}{d\gamma}$, the first variable γ is the reason for the non-linearity of the dynamics.

Using the notation $\varkappa = \left(\frac{d}{d\gamma}\right) f(\gamma)$ we obtain that

$$H(\gamma, \varkappa) = \lambda \gamma (e^{\varkappa} - 1) + \lambda \gamma (e^{-\varkappa} - 1). \quad (5.5)$$

Next considerations prove that $H(\gamma, \varkappa)$ is the generator of the semigroup \mathbf{V}_t .

Remark 5.1. *It should be noted that the one-dimensional case of the generalized Ehrenfest model studied in [8] is close to the model studied here. Both models are described by stepwise Markov processes. However, the model setup in [8] differs from our model. Despite of the differences the generators of Fleming semigroups the corresponding Hamiltonian are the similar.*

It turned out that our model cannot be directly reduced to the generalized Ehrenfest model. The problem appears at the boundary points which are different for both models. Moreover, Theorem 1 in [8] imposes conditions on the limiting scaled rates $v_+(\gamma)$ and $v_-(\gamma)$ that do not allow them to be equal throughout the space, essentially in the neighborhood of boundary points.

5.2 Hamiltonian system

We can now find paths between fixed boundary conditions. To this end we should investigate the Hamiltonian system

$$\begin{cases} \dot{\boldsymbol{\gamma}}(t) = \lambda \boldsymbol{\gamma} (e^z - e^{-z}) \\ \dot{z} = -\lambda (e^z + e^{-z} - 2) \end{cases}$$

First equation of Hamiltonian system is the derivative on z , $\dot{\boldsymbol{\gamma}} = \frac{\partial H}{\partial z}$, in order to find the supremum. The second one is Euler–Lagrange equation.

Solution of the system: Let $z = e^z$ then $\dot{z} = \frac{\dot{z}}{z}$. The second equation of the above system is

$$\frac{\dot{z}}{z} = -\lambda \left(z + \frac{1}{z} \right) + 2\lambda,$$

or

$$\dot{z} = -\lambda(z - 1)^2.$$

The solution is

$$z(t) = \begin{cases} \frac{1}{\lambda t - c_1} + 1, & \text{when } \boldsymbol{\gamma}(t) \not\equiv \text{const}; \\ 1, & \text{when } \boldsymbol{\gamma}(t) \equiv \text{const}. \end{cases}$$

where c_1 is some constant.

Now the first equation of the system (when $\boldsymbol{\gamma} \not\equiv \text{const}$) is

$$\dot{\boldsymbol{\gamma}} = \lambda \boldsymbol{\gamma} \left(z(t) - \frac{1}{z(t)} \right) = \lambda \boldsymbol{\gamma} \left(\frac{1}{\lambda t - c_1} + \frac{1}{\lambda t - c_1 + 1} \right),$$

or

$$\frac{d \ln(\boldsymbol{\gamma})}{dt} = \lambda \left(\frac{1}{\lambda t - c_1} + \frac{1}{\lambda t - c_1 + 1} \right)$$

Then

$$\boldsymbol{\gamma}(t) = \begin{cases} (\lambda t - c_1)(\lambda t - c_1 + 1)c_2, & \text{if } \boldsymbol{\gamma}(t) \not\equiv \text{const} \\ \text{const}, & \text{if } \boldsymbol{\gamma}(t) \equiv \text{const} \in [0, 1]. \end{cases}$$

where c_2 is some positive constant. The parameters c_1, c_2 are uniquely determined by the boundary conditions $\boldsymbol{\gamma}(0), \boldsymbol{\gamma}(T)$.

The examples of the solutions are in Appendix 3.

5.3 Exponential compactness

The *exponential compact containment* can be obtained directly from the definition for our case. The sequence ξ^N is exponentially tight in $\bar{\mathbf{D}}(0, T]$ iff for each $a > 0$ there exists a compact $K_a \subset [0, 1]$ such that

$$\limsup_{n \rightarrow \infty} \frac{1}{n} \ln P(X_n(t) \notin K_a \text{ for some } t \leq T) \leq -a.$$

In our case this condition trivially verified taking $K_a = [0, 1]$.

5.4 Fleming semigroup generator

We now consider when $H(\gamma, \kappa)$, (5.5), is the generator of the Fleming semigroup \mathbf{V}_t (see (5.3)). The proof is a rather cumbersome sequence of arguments.

One of the important conditions for H to be the generator is the existence of solutions to the equation $(I - \beta H)f = h$ for each h and small positive β (see [6]). It is so called the *viscosity equation*. This condition is difficult to verify. The *comparison principle* overcomes this difficulty. The proof of the comparison principle for the case under study is given in Appendix 1.

5.5 Rate function

The goal of this section is to study the *rate function* $I(\cdot)$ for the sequence of Markov processes (ξ^N) . We have established that Hamiltonian $H(\gamma, \kappa)$ is Fleming group generator. The next our goal is to present the rate function $I(\boldsymbol{\gamma})$ as Legendre transform of the Hamiltonian that is to obtain the *variational form* of the rate function

$$I(\boldsymbol{\gamma}) = \int_0^T \sup_{\kappa} \{\kappa \dot{\boldsymbol{\gamma}}(t) - H(\boldsymbol{\gamma}(t), \kappa)\} dt. \quad (5.6)$$

This expression is difficult to obtain directly from Fleming semigroup terms (see (5.2), (5.3)).

The proof of (5.6) uses a method developed in a number of works. The detail presentation of the method is represented in [6], see also [8], [1], for the application of the method.

We will only outline here the main steps of the proof.

The method is a series of transformations of the generator g^N (3.1). The first transformation is such that we have obtained already the Fleming semigroup \mathbf{V}_t and its generator is $H = \lambda x (e^x + e^{-x} - 2)$ (Section 5.1, Section 5.4, see Appendix 1 for comparison principle).

The Fleming semigroup has the exponential form which is not easy to investigate. The last step of this series of the transformation is constructing the Nisio semigroup.

5.5.1 Nisio Semigroup

This step shows that the Fleming semigroup coincides with the so-called *Nisio semigroup* $\mathbf{W}(t)$ from the control theory (see [6]). The control theory provides the variational representation (5.6) for the rate function.

Before starting let us observe that $H(\gamma, \kappa)$ is the convex function on the second coordinate κ , and

$$H(\gamma, \kappa) = \sup_{\gamma} (\kappa \gamma - L(\gamma, \kappa)), \quad (5.7)$$

where

$$L(\gamma, \kappa) := \sup_{\kappa} (\kappa \gamma - H(\gamma, \kappa)). \quad (5.8)$$

The Nisio semigroup has the following form

$$\mathbf{W}(t)f(x) = \sup_{\boldsymbol{\gamma} \in \mathcal{AC}[0, T], \boldsymbol{\gamma}(0)=\gamma} f(\boldsymbol{\gamma}(t)) - \int_0^t L(\boldsymbol{\gamma}(s), \dot{\boldsymbol{\gamma}}(s)) ds, \quad (5.9)$$

where $\boldsymbol{\gamma} \in \mathcal{AC}[0, T]$, and $\mathcal{AC}[0, T]$ is the set of all absolutely continuous paths on $[0, T]$.

An easier approach is to use a *relaxed presentation* of Nisio semigroup instead (5.9). Let $U = \{\dot{\gamma}(\cdot)\}$ and $\mathcal{M}_m(U)$ be the space of Borel measures λ on $U \times [0, 1]$ satisfying $\lambda(U \times [0, t]) = t$ for all $t \in [0, T]$. The measure λ is known as a relaxed control (see detailed definition in Appendix 2).

The relaxed controls determine the Nisio semigroup as

$$\bar{\mathbf{W}}(t)f(x) = \sup_{(\gamma, \lambda), \gamma(0)=x} f(\gamma(t)) - \iint_{U \times [0, 1]} L(\gamma(s), u) \lambda(du \times ds), \quad (5.10)$$

5.5.2 Variational representation of rate function

The following theorem can be found in [1]. The relation (5.6) follows from

Theorem 5.2. (Theorem 3.1, [1])

1. $V_t(f) = \bar{\mathbf{W}}(t)f$
2. $I(\gamma) = \inf_{\lambda: (\gamma, \lambda)} \iint_{U \times [0, T]} L(\gamma(s), u) \lambda(du \times ds);$
3. the rate function can be written as an action integral:

$$I(\gamma) = \int_0^T L(\gamma(s), \dot{\gamma}(s)) ds, \quad (5.11)$$

if γ is absolutely continuous function.

We have omitted the conditions which is required for the 5.2.

Appendix 1: comparison principle

The following proposition prove the comparison principle. It is the special case of the Proposition 3 in [8] but we adapt the proof in [8] for our case.

Proposition 5.3. Let $E = [0, 1]$ and let

$$H(x, p) = \lambda x (e^p + e^{-p} - 2).$$

Let $\beta > 0$ and $h \in C(E)$. Then the comparison principle holds for

$$f(x) - \beta H(x, f'(x)) - h(x) = 0. \quad (5.12)$$

Proof. Following the notation of [8] we recall the definition.

Definition 5.4. We say that u is a (viscosity) subsolution if

u is bounded, lower semi-continuous;

for every $\varphi \in C^1(E)$ and $x_0 := \operatorname{argmax}(v(x) - \varphi(x))$ we have $u(x_0) - \beta H(x_0, \varphi'(x_0)) - h(x_0) \leq 0$.

We say that v is a (viscosity) supersolution if

v is bounded, upper semi-continuous;

for every $\varphi \in C^1(E)$ and $x_0 := \operatorname{argmax}(v(x) - \varphi(x))$ we have $v(x_0) - \beta H(x_0, \varphi'(x_0)) - h(x_0) \geq 0$.

We say that u is a (viscosity) solution if it is both a sub and super solution.

Then, for given $\beta > 0$, $h \in C(E)$ let u, v be some sub- and super-solutions of (5.12). Choose the following penalized function $\Psi(x, y) = \frac{1}{2}(x - y)^2$. For a positive increasing parameter α (for example, we can suppose α as natural numbers) we define the following points $x_\alpha, y_\alpha \in E$

$$u(x_\alpha) - v(y_\alpha) = \sup_{x, y \in E} \left\{ u(x) - v(y) - \frac{\alpha}{2}(x - y)^2 \right\}.$$

Observe that, since the functions u, v are bounded the limit $\lim_{\alpha \rightarrow \infty} \alpha \Psi(x_\alpha, y_\alpha)$ should be zero. All limit points of (x_α, y_α) should take the form (z, z) such that

$$u(z) - v(z) = \sup_{x \in E} u(x) - v(x).$$

For such chosen sequence of points x_α, y_α according Proposition 2 in [8] we need to prove that

$$\liminf_{\alpha \rightarrow \infty} H(x_\alpha, \alpha(x_\alpha - y_\alpha)) - H(y_\alpha, \alpha(x_\alpha - y_\alpha)) \leq 0.$$

In our case

$$H(x_\alpha, \alpha(x_\alpha - y_\alpha)) - H(y_\alpha, \alpha(x_\alpha - y_\alpha)) = \lambda(x_\alpha - y_\alpha) \left(e^{\alpha(x_\alpha - y_\alpha)} + e^{-\alpha(x_\alpha - y_\alpha)} - 2 \right).$$

Thus, it is bounded, and the limit (when $\alpha \rightarrow \infty$) goes to 0, it means that \liminf is less or equal to 0. Thus, according to Proposition 2 in [8] we have comparison principle in our model.

Appendix 2: control theory

We need to verify if this semigroup is well defined. Practically, for this we need check the Conditions 8.9 and 8.11 from [6]. In order to verify these conditions the following definition of a control equation is required. Based on trivial relation (deterministic control)

$$f(\gamma(t)) - f(\gamma(0)) = \int_0^t f'(\gamma(s)) \dot{\gamma}(s) ds,$$

the control theory introduce the notion of *relaxed control equation*, where the deterministic velocity $\dot{\gamma}$ is substituted by a (control) measure λ , see definition below.

Definition 5.5. ([6], Definition 8.1, or [1], Definition 3.5) Let U and E be complete and separable metric spaces. Let $A : \operatorname{Dom}(A) \subset B(E) \rightarrow M(E \times U)$ be a single valued linear operator. Let $\mathcal{M}_m(U)$ be the space of Borel measures λ on $U \times [0, 1]$ satisfying $\lambda(U \times [0, t]) = t$ for all $t \in [0, 1]$. The measure λ is known as a relaxed control. We say that the pair $(\mathbf{x}, \lambda) \in DE[0, 1] \times \mathcal{M}_m(U)$ satisfies the relaxed control equation for A if and only if:

1. for any $f \in \text{Dom}(A)$ any $t \in [0, 1]$

$$\iint_{U \times [0,1]} |A(f)(\mathbf{x}(s), u)| \lambda(du \times ds) < \infty,$$

2. for any $f \in \text{Dom}(A)$ any $t \in [0, 1]$

$$f(\mathbf{x}(t)) - f(\mathbf{x}(0)) = \iint_{U \times [0,1]} |A(f)(\mathbf{x}(s), u)| \lambda(du \times ds).$$

Observe that the deterministic control equation is a relaxed control equation assuming

$$A(f)(x, v) = f'(x)v \text{ and } \lambda(dv, ds) = \delta_{v(s)}(dv)ds. \quad (5.13)$$

Moreover, in our case the operator H is $H(x, f'(x))$ for each $x \in [0, 1]$, and (5.7) can be rewritten in terms of operator A as

$$H(f)(x) = H(x, f'(x)) = \sup_u (A(f)(x, u) - L(x, u)). \quad (5.14)$$

Let \mathcal{Y} be the set of all such pairs (\mathbf{x}, λ) . Instead of (5.9) the relaxed controls determine the Nisio semigroup as

$$\mathbf{V}(t)f(x) = \sup_{(\mathbf{x}, \lambda) \in \mathcal{Y}, \mathbf{x}(0)=x} f(\mathbf{x}(t)) - \iint_{U \times [0,1]} L(\mathbf{x}(s), u) \lambda(du \times ds) \quad (5.15)$$

The theorem 5.2 (section 4.3.2, see [1]) provides the variational and control representation of the rate function.

Appendix 3

Consider some cases.

Case $\gamma(0) = \gamma(T) = y$. In this case the solution is constant, $\gamma(t) \equiv \gamma(0)$.

Case $0 \leq \gamma(0) < \gamma(T)$. Consider first the case when $\gamma(0) = 0$ and $\gamma(T) \neq 0$. In this case the formulas are simple

$$c_1 = 0, \quad c_2 = \frac{\gamma(T)}{\lambda T(\lambda T + 1)}$$

$$x(t) = \lambda t(\lambda t + 1) \frac{\gamma(T)}{\lambda T(\lambda T + 1)}$$

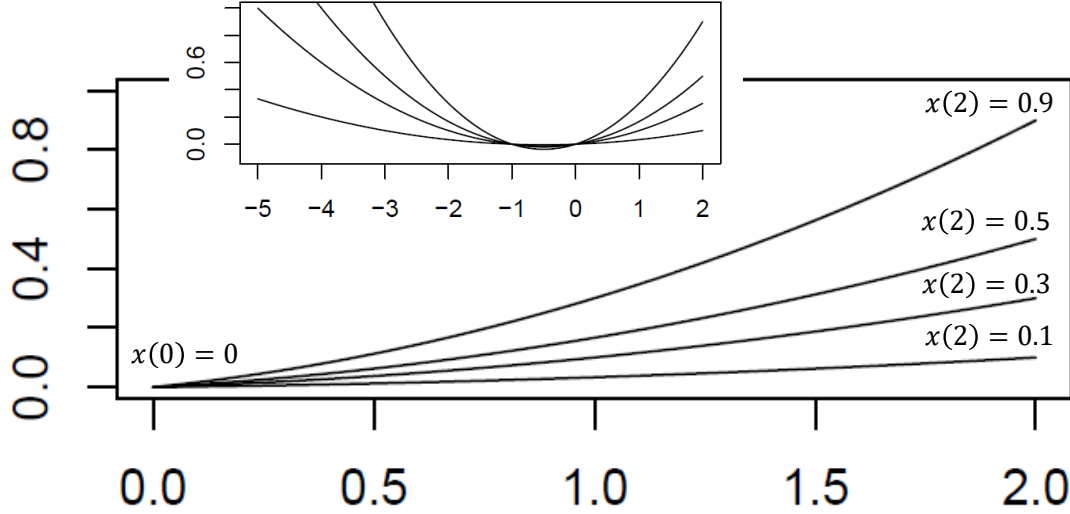
In Figure 2 we plot four the function $\gamma(t)$ for case when $T = 2$ and $\gamma(0) = 0.1, \gamma(0) = 0.3, \gamma(0) = 0.5$ and $\gamma(0) = 0.9$.

We should also note that when values $\gamma(0)$ and $\gamma(T)$ approach each other, then the parabola $\gamma(t)$ transforms into horizontal line $\gamma(t) \equiv \gamma(0)$.

If $\gamma(0) > 0$ and $\gamma(0) < \gamma(T)$, then c_1 we find as the solution of quadratic equation

$$c_1^2 + c_1 \left(\frac{2\lambda T \gamma(0)}{\gamma(T) - \gamma(0)} - 1 \right) - \frac{\lambda T(\lambda T + 1) \gamma(0)}{\gamma(T) - \gamma(0)} = 0, \quad c_2 = \frac{\gamma(0)}{c_1(c_1 - 1)} \quad (5.16)$$

Figure 2: Here we plot the optimal paths for the case $T = 2$ and boundaries conditions $\gamma(0) = 0$ and $\gamma(0) < \gamma(2) \in \{0.1, 0.3, 0.5, 0.9\}$. The upper small plot shows the whole parabolas – solutions of system of Hamiltonian equations.



The value of c_1 which provides the admissible function $\gamma(t)$, i.e. $\gamma(t) \in [0, 1]$ for all $t \in [0, T]$ is

$$c_1 = \frac{1}{2} - \frac{\lambda T \gamma(0)}{\gamma(T) - \gamma(0)} - \sqrt{\left(\frac{1}{2} - \frac{\lambda T \gamma(0)}{\gamma(T) - \gamma(0)}\right)^2 + \frac{\lambda T (\lambda T + 1) \gamma(0)}{\gamma(T) - \gamma(0)}}, \quad c_2 = \frac{\gamma(0)}{c_1(c_1 - 1)}$$

For the time moment $T = 2$ see Figure 3. The here considered case corresponds to the boundary conditions $x(0) = 0.5, x(2) = 0.7$ and $x(0) = 0.5, x(2) = 1$ in the plot.

Case $0 \leq \gamma(T) < \gamma(0)$. Consider first the case when $\gamma(T) = 0$ and $\gamma(0) \neq 0$. In this case constants which defines the admissible trajectories are

$$c_1 = \lambda T + 1, \quad c_2 = \frac{\gamma(0)}{\lambda T (\lambda T + 1)} \text{ and } \gamma(t) = \lambda (T - t) (\lambda (T - t) + 1) \frac{x(0)}{\lambda T (\lambda T + 1)}$$

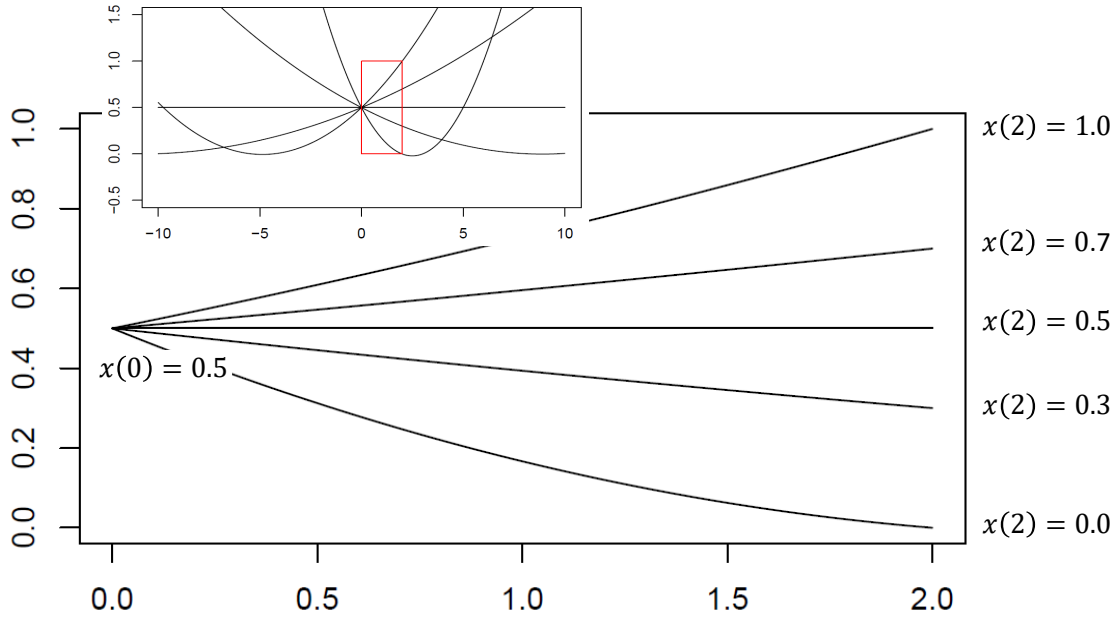
Example can be found in Figure 3 for the case $T = 2$ and boundary condition $\gamma(0) = 1/2$ and $\gamma(2) = 0$. The optimal trajectories are parabolas again, and they are symmetric version of the Figure 2.

If $\gamma(T) > 0$ and $\gamma(0) > \gamma(T)$, then c_1 we find as the solution of the same quadratic equation (5.16). The root of (5.16) which provides the admissible function $\gamma(t)$ is

$$c_1 = \frac{1}{2} - \frac{\lambda T x(0)}{\gamma(T) - \gamma(0)} + \sqrt{\left(\frac{1}{2} - \frac{\lambda T \gamma(0)}{\gamma(T) - \gamma(0)}\right)^2 + \frac{\lambda T (\lambda T + 1) \gamma(0)}{\gamma(T) - \gamma(0)}}, \quad c_2 = \frac{\gamma(0)}{c_1(c_1 - 1)}$$

As an example, see Figure 3 with $T = 2, \gamma(0) = 0.5, \gamma(2) = 0.3$ and $\gamma(0) = 0.5, \gamma(2) = 0.0$. Observe that extremal points of the corresponding parabolas are greater then T , when these extremal point in the case $\gamma(0) < \gamma(T)$ are negative.

Figure 3: Here we plot the optimal paths for the case $T = 2$ and boundaries conditions $\gamma(0) = 0$ and $\gamma(2) \in \{0.0, 0.3, 0.5, 0.7, 1.0\}$. In order to show whole parabolas, we add the upper small plot, which shows the same parabolas in larger "time" interval $t \in [-10, 10]$. Rectangle outlined in red is the area of optimal trajectories $\gamma(t)$: $[0, 1] \times [0, T]$.



References

- [1] Bermolen, P., Goicoechea, V., Jonckheere, M., and Mordecki, E. (2022). Large Deviation Principle for the Greedy Exploration Algorithm over Erdős-Rényi Graphs. *ALEA, Lat. Am. J. Probab. Math. Stat.* 19, 439-456.
- [2] Billingsley, P. (2008). *Probability and measure*. John Wiley & Sons.
- [3] A. A. Borovkov, E. A. Pechersky (1975) Convergence of the distributions of integral functionals, *Siberian Math. J.*, 16:5, 685–698
- [4] Dobrushin, R. L. and Pechersky, E. A. (1994). Large deviations for tandem queueing systems. *Journal of Applied Mathematics and Stochastic Analysis*, 7(3), 301-330.
- [5] Ethier, S. N. and Kurtz, T. G. (2009). *Markov processes: characterization and convergence*. John Wiley & Sons.
- [6] Feng, J., and Kurtz, T. G. (2006). Large deviations for stochastic processes (No. 131). American Mathematical Soc..
- [7] Fleming, W. H. (1985). A stochastic control approach to some large deviations problems. In *Recent Mathematical Methods in Dynamic Programming* (pp. 52-66). Springer, Berlin, Heidelberg.

- [8] Kraaij, R. (2016). Large deviations for finite state Markov jump processes with mean-field interaction via the comparison principle for an associated Hamilton–Jacobi equation. *Journal of Statistical Physics*, 164(2), 321-345.
- [9] Logachov, A. V., Suhov, Y. M., Vvedenskaya, N. D., and Yambartsev, A. A. (2021). A principle of large deviations for birth-death processes with a linear rate of downward jumps. arXiv preprint arXiv:2112.05877.
- [10] Logachov, A. V. E., Sukhov, Y. M., Vvedenskaya, N. D., and Yambartsev, A. A. (2020). A remark on normalizations in a local large deviations principle for inhomogeneous birth–and–death process. *Siberian Electron. Math. Reports*, 17(0), 1258-1269.
- [11] Logachov, A. V. E., Suhov, Y. M., Vvedenskaya, N. D., and Yambartsev, A. A. (2018). A Local Large Deviation Principle for Inhomogeneous Birth–Death Processes. *Problems of Information Transmission*, 54(3), 263-280.
- [12] Mogulskii, A., Pechersky, E., and Yambartsev, A. (2014). Large deviations for excursions of non-homogeneous Markov processes. *Electronic Communications in Probability*, 19, 1-8.
- [13] Sakharov, A. D. (1991) Violation of CP invariance, C asymmetry, and baryon asymmetry of the Universe. *Pis'ma Z. Eksp. Teor. Fiz.* 5, 32–35 (1967); *Sov. Phys. Usp.* 34, 392–393.
- [14] The *T2K* Collaboration (2020) Constraint on the matter–antimatter symmetry-violating phase in neutrino oscillations. *Nature*, v.580, n.7803, p. 339–344. <https://doi.org/10.1038/s41586-020-2177-0>