



A statistical mechanical model for crack growth

Michael R. Buche ^{1,*} and Scott J. Grutzik ²

¹*Computational Solid Mechanics and Structural Dynamics,
Sandia National Laboratories, Albuquerque, NM 87185, USA*

²*Materials and Failure Modeling, Sandia National Laboratories, Albuquerque, NM 87185, USA*
(Dated: December 5, 2022)

Analytic relations that describe crack growth are vital for modeling experiments and building a theoretical understanding of fracture. Upon constructing an idealized model system for the crack and applying the principles of statistical thermodynamics, it is possible to formulate the rate of thermally activated crack growth as a function of load, but the result is analytically intractable. Here, an asymptotically correct theory is used to obtain analytic approximations of the crack growth rate from the fundamental theoretical formulation. These crack growth rate relations are compared to those that exist in the literature and are validated with respect to Monte Carlo calculations. The success of this overall approach is encouraging for future modeling endeavors that might consider more complicated fracture mechanisms, such as inhomogeneity or a reactive environment.

I. INTRODUCTION

Fracture is a direct result of breaking atomic bonds, and it is therefore critical to include microscopic physics in macroscopic models for crack growth. Though the fundamental theory of fracture mechanics, formulated using continuum thermodynamics [1], is quite successful, the theory cannot explain why fracture occurs by relating it to atomic properties [2]. This shortcoming prevents continuum fracture mechanics models from addressing the significant impacts of the discrete microstructure [3–6], thermal energy and kinetic effects [7–10], chemical interaction [11–13], or unstable dynamic propagation [14–17].

In order to accurately model and investigate these atomistic mechanisms, a substantial amount of work has been accomplished over the past half century using both analytic models [18] and fully atomistic simulations [19]. Starting with the model of Thomson *et al.* [3], several existing models use a quasi-one-dimensional discrete arrangement of particles to represent crack faces, which are then treated mechanically [3–6]. Since thermal energy and the related kinetic effects are important, especially in the subcritical regime [20–22], these and other models have been augmented by assuming an Arrhenius [23], Eyring [24], or Kramers [25] rate [2, 6, 10–13, 26–31]. Similar models have been applied to interfaces [32–37]. In order to properly include temperature effects and the associated kinetics, it would be better to incorporate statistical thermodynamics in the model from the start. Several models have used statistical physics [38–42], some even modeling fracture as a phase transition [43–45], but they do not compute the partition function necessary for statistical thermodynamics. Simulations like molecular dynamics use a complete atomistic description of fracture [46–49] and can even explicitly model chemical reactions [50–52] or run concurrently in a multiscale approach [53, 54], but they lack analytic interpretability.

Although considerable progress has been made in the atomic scale modeling of crack growth, further progress is necessary in the area of analytic model development. While the principles of statistical thermodynamics have been utilized to analytically model crack growth, they have not been rigorously applied to the atomistic model systems that were only treated mechanically [2–6, 11]. Such a treatment, as accomplished here, is vital for incorporating the simultaneity of both mechanical and thermal effects, especially in subcritical crack growth regimes. Beginning from the definition of the crack model system via the Hamiltonian, the partition function for the system is formulated – and subsequently the free energy, mechanical response, and rate of crack growth. Analytic relations are then obtained for the free energy, mechanical response, and rate of crack growth, which are asymptotically valid as the bonded potentials ahead of the crack tip become steep [55, 56] and are numerically verified with respect to Monte Carlo calculations. Both the isometric and isotensional thermodynamic ensembles are considered – and the thermodynamic limit of large system size. Notably, a new asymptotic relation for the crack growth velocity in the subcritical regime is obtained,

$$v \sim \frac{b\omega_0}{\pi} \exp\left(\frac{f\Delta x^\ddagger - \Delta u^\ddagger}{kT}\right) \sinh\left(\frac{Rb^2}{2kT}\right), \quad (1)$$

where b is the atom spacing, ω_0 is the attempt frequency, Δu^\ddagger is the potential energy barrier to the transition state for breaking a bond, R is the energy release rate, k is the Boltzmann constant, and T is the temperature. The key difference here between Eq. (1) and past relations [9, 10, 12, 13, 26, 27, 29–31] is an emergent Bell [57] term $e^{f\Delta x^\ddagger}$, where $f \equiv \sqrt{REb^3}$ is the generalized force, E is the elastic modulus, and Δx^\ddagger is the transition state bond displacement. In future work, it is possible that more general relations could be obtained by applying the same overall approach demonstrated here to a more complicated model system, such as one including inhomogeneity or environmental effects.

* mrbuche@sandia.gov

II. MODEL SYSTEM

The crack is represented by a discrete set of particles, connected along the crack faces by bending elements and, ahead of the crack tip, connected across the crack plane by bond elements [11]. On either crack face, let there be N particles behind the crack tip, and M particles ahead of and including the crack tip, for $L = N + M$ total particle pairs; see Fig. 1. Assuming that the system remains symmetric about the crack plane, the relevant degrees of freedom are the crack face separations q_i and the corresponding momenta $p_i = m\dot{q}_i$, where m is the reduced mass. The Hamiltonian of the system is then

$$H(\mathbf{p}, \mathbf{q}) = \sum_{i=1}^L \frac{p_i^2}{2m} + U(\mathbf{q}), \quad (2)$$

where $U(\mathbf{q}) = U_0(\mathbf{q}) + U_1(\mathbf{q})$ is the system potential energy. The system potential energy from bending is

$$U_0(\mathbf{q}) = \sum_{i=2}^L \frac{c}{2} (q_{i-2} - 2q_{i-1} + q_i)^2, \quad (3)$$

where c is the bending element stiffness. Note that $V \equiv q_0$ is fixed when the end separation V is prescribed (isometric), but not when the end force P is prescribed (isotensional). Also note that, without loss of generality, the end is assumed to be massless. The system potential energy from stretching bonds is

$$U_1(\mathbf{q}) = \sum_{i=N+1}^L u(q_i) = \sum_{j=1}^M u(q_j), \quad (4)$$

where $u(q)$ is the potential energy function for a bond. Here the Morse potential [58] is used, given by

$$u(q) = u_0 \left[1 - e^{-a(q-b)} \right]^2, \quad (5)$$

where u_0 is the bond energy, b is the equilibrium bond length, and a is the Morse parameter.

A. Isometric ensemble

The isometric ensemble partition function is given by

$$Q(N, M, V, T) = \frac{1}{h^L} \int dp \int dq e^{-\beta H(\mathbf{p}, \mathbf{q})}, \quad (6)$$

where h is the Planck constant and $\beta = 1/kT$, where T is the temperature and k is the Boltzmann constant [59]. Eq. (6) can be decomposed as a product $Q = Q_{\text{mom}} Q_{\text{con}}$, where the momentum integral evaluates to

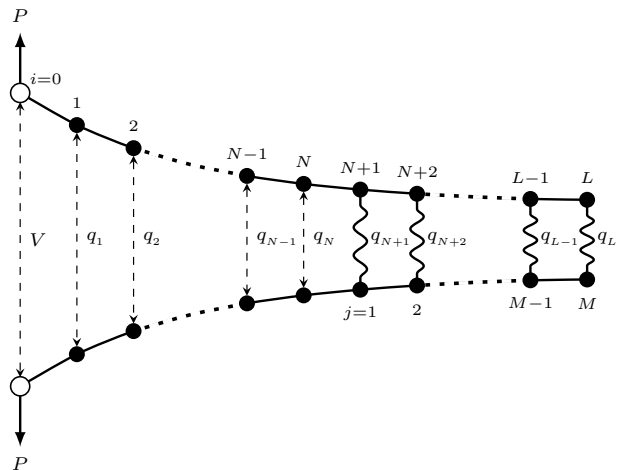


FIG. 1. The crack model system. The statistical mechanical ensemble is characterized by the number of repeat units behind the crack tip N , the number ahead of and including the crack tip M , either the end separation $V \equiv q_0$ or force P , and the temperature T . With symmetry, the $2L$ system degrees of freedom ($L=N+M$) are the L crack face separations q_i and the L corresponding momenta p_i . The system potential energy is from stretching the bonds ahead of and including the crack tip, and from bending the crack faces. Only the crack tip bond ($i=N+1$, or $j=1$) is permitted to break.

$$Q_{\text{mom}}(N, M, T) = \left(\frac{2\pi m}{\beta h^2} \right)^{L/2}, \quad (7)$$

and where the configuration integral is given by

$$Q_{\text{con}}(N, M, V, T) = \int dq e^{-\beta U(\mathbf{q})}. \quad (8)$$

Dependence on (N, M, V, T) is implicit in the following. The Helmholtz free energy A and expected end force P are respectively given by

$$A = -\frac{1}{\beta} \ln Q, \quad P = \frac{\partial A}{\partial V}. \quad (9)$$

Applying transition state theory [60], if q^\ddagger is the transition state length of the crack tip bond, the rate of breaking the crack tip bond to advance the crack is given by

$$k' = \sqrt{\frac{1}{2\pi m\beta}} \frac{Q_{\text{con}}^\ddagger}{Q_{\text{con}}}, \quad (10)$$

where the transition state configuration integral is

$$Q_{\text{con}}^\ddagger = \int dq \delta(q_{N+1} - q^\ddagger) e^{-\beta U(\mathbf{q})}. \quad (11)$$

Here δ is the Dirac delta function, and the transition state location q^\ddagger is chosen to correspond to the maximum force for the Morse potential [61], which is $q^\ddagger = b + \ln(2)/a$.

B. Isotensional ensemble

The isotensional ensemble partition function is given by $Z = Z_{\text{mom}}Z_{\text{con}}$, where $Z_{\text{mom}} = Q_{\text{mom}}$ and

$$Z_{\text{con}}(N, M, P, T) = \int dV \int dq e^{-\beta\Pi(V, \mathbf{q})}, \quad (12)$$

where $\Pi = U - PV$ is the system total potential energy. Dependence on (N, M, P, T) is implicit in the following. The Gibbs free energy G and expected end position V are respectively given by

$$G = -\frac{1}{\beta} \ln Z, \quad V = -\frac{\partial G}{\partial P}. \quad (13)$$

Again applying transition state theory [60], the rate of breaking the crack tip bond to advance the crack is

$$k' = \sqrt{\frac{1}{2\pi m\beta}} \frac{Z_{\text{con}}^\ddagger}{Z_{\text{con}}}, \quad (14)$$

where the transition state configuration integral is

$$Z_{\text{con}}^\ddagger = \int dV \int dq \delta(q_{N+1} - q^\ddagger) e^{-\beta\Pi(V, \mathbf{q})}. \quad (15)$$

C. Thermodynamic limit

Generally, results in either the isometric or isotensional ensembles will differ, such as the expected mechanical response or the rate of breaking the crack tip bond. Upon referencing other systems [59, 62–65], it is reasonable to expect that these differences will vanish as the system becomes large. For example, the Legendre transformation is likely valid for many repeat units both behind and ahead of the crack tip and appreciable loads,

$$G \sim A - PV \quad \text{for } N, M \gg 1. \quad (16)$$

This limit of large system size, in which the results of either thermodynamic ensemble asymptotically become equivalent, is referred to as the thermodynamic limit.

III. ASYMPTOTIC APPROACH

Since the configuration integrals in the previous section cannot be evaluated with any ease, accurate asymptotic approximations are now developed. These asymptotic relations are entirely analytic and closed-form and therefore maintain both efficiency and interpretability in contrast to simulation or numerical integration approaches. Essentially, the asymptotic approach approximates the

statistical thermodynamics of the full system by building upon an analytically-tractable reference system, where the approximation error vanishes as the relevant potentials become steep [55, 56]. To begin, the variables for the crack model system are nondimensionalized in Table I. Applying these nondimensional variables to Eq. (3), the nondimensional potential energy from bending the crack faces is given by

$$\beta U_0(\mathbf{s}) = \sum_{i=2}^L \frac{\kappa}{2} (s_{i-2} - 2s_{i-1} + s_i)^2. \quad (17)$$

Applying the set of nondimensional variables in Table I to Eqs. (4) and (5), the nondimensional potential energy from stretching bonds ahead of and including the crack tip is given by

$$\beta U_1(\boldsymbol{\lambda}) = \sum_{j=1}^M \varepsilon \left[1 - e^{-\alpha(\lambda_j - 1)} \right]^2. \quad (18)$$

In the following subsections, it becomes useful to split Eq. (17) into two separate contributions, $U_0 = U_{00} + U_{01}$. Crucially, this split allows the separation of the system potential energy ahead of and including the crack tip ($U_{01} + U_1$) from the potential energy governing the reference system (U_{00}). Note that U_{00} is the potential energy function for the discrete representation of a linear elastic slender beam in bending, where fixing $s_{N+1} \equiv \lambda_1$ and $s_{N+2} \equiv \lambda_2$ would then specify the boundary conditions. The contribution from bending the crack faces behind and including the crack tip is

$$\beta U_{00}(\mathbf{s}) \equiv \sum_{i=0}^N \frac{\kappa}{2} (s_i - 2s_{i+1} + s_{i+2})^2, \quad (19)$$

and the contribution from bending the crack faces ahead of the crack tip is

$$\beta U_{01}(\boldsymbol{\lambda}) \equiv \sum_{j=3}^M \frac{\kappa}{2} (\lambda_{j-2} - 2\lambda_{j-1} + \lambda_j)^2. \quad (20)$$

TABLE I. Nondimensional variables for the crack model system presented in Sec. II. The nondimensional transition state stretch and Morse parameter are related via $\lambda^\ddagger \equiv 1 + \ln(2)/\alpha$.

	Dimensional	Nondimensional
Crack face separations	q_i	$s_i \equiv q_i/b$
Bond lengths	q_j	$\lambda_j \equiv s_{N+j}$
Bending stiffness	c	$\kappa \equiv \beta c b^2$
Bond energy	u_0	$\varepsilon \equiv \beta u_0$
Morse parameter	a	$\alpha \equiv ab$
End separation	V	$v \equiv V/b$
End force	P	$p \equiv \beta P b$

A. Isometric ensemble

The isometric configuration integral for the full system in Eq. (8) can be rewritten as

$$Q_{\text{con}}(v) = \int d\lambda Q_{0,\text{con}}(v, \lambda) e^{-\beta U_1(\lambda)}, \quad (21)$$

where the configuration integral for the reference system is, using Eqs. (19)–(20), defined as

$$Q_{0,\text{con}}(v, \lambda) \equiv e^{-\beta U_{01}(\lambda)} \int ds_1 \cdots ds_N e^{-\beta U_{00}(\mathbf{s})}. \quad (22)$$

The reference system here is the statistical mechanical treatment of the discrete representation of a linear elastic slender beam with a fixed end displacement $\Delta v \equiv v - 1$. Choosing the fixed bond stretches λ effectively specifies the boundary conditions (via λ_1 and λ_2) and translates the potential energy level. As shown in Appendix A 1, the integrals in Eq. (22) can be computed analytically. The result is

$$Q_{0,\text{con}}(v, \lambda) = \sqrt{\frac{(2\pi)^N}{\det \mathbf{H}}} e^{\frac{1}{2} \mathbf{g}^T \cdot \mathbf{H}^{-1} \cdot \mathbf{g} - f - \beta U_{01}}, \quad (23)$$

where \mathbf{H} is the Hessian of βU_{00} with respect to the set of variables $\{s_1, \dots, s_N\}$, which has the components

$$H_{mn} = \kappa \left(6\delta_n^m - \delta_1^m \delta_1^n - 4\delta_1^{|m-n|} + \delta_2^{|m-n|} \right), \quad (24)$$

and where \mathbf{g} and f are given by

$$\begin{aligned} \mathbf{g}(v, \lambda_1, \lambda_2) &= \kappa (2v, -v, 0, \dots, 0, -\lambda_1, 4\lambda_1 - \lambda_2)^T, \\ f(v, \lambda_1, \lambda_2) &= \frac{\kappa}{2} \left[v^2 + \lambda_1^2 + (2\lambda_1 - \lambda_2)^2 \right]. \end{aligned} \quad (25)$$

The reference system configuration integral $Q_{0,\text{con}}(v, \lambda)$ is now known analytically via Eqs. (23)–(25), but the full system configuration integral $Q_{\text{con}}(v)$ in Eq. (21) still cannot be computed analytically. Alternatively, the asymptotic approach of Buche [55] is readily applicable to the form of $Q_{\text{con}}(v)$ in Eq. (21) and will produce an analytic approximation [55, 56]. Assuming that the bonded potentials u constituting U_1 are all steep ($\varepsilon \gg 1$), the configuration integral for the full system may be asymptotically related to that for the reference system as

$$Q_{\text{con}}(v) \sim Q_{0,\text{con}}(v, \hat{\lambda}) \prod_{j=1}^M \sqrt{\frac{2\pi}{\beta u''(\hat{\lambda}_j)}} e^{-\beta u(\hat{\lambda}_j)}, \quad (26)$$

where the bond stretches $\hat{\lambda}$ are from minimizing βU with respect to $\{s_1, \dots, s_L\}$. In order to approximate the full

system (Q_{con}), the asymptotic approach essentially combines the results of the analytically-solvable reference system ($Q_{0,\text{con}}$) and the mechanical treatment of the full system (minimizing βU). The athermal rigid constraints (λ) of the reference system are replaced by asymptotically correct approximations for thermal fluctuations encountered by the steep potentials ($\varepsilon \gg 1$) in the full system, provided by Laplace's method [66, 67] about the potential energy minimum ($\hat{\lambda}$). In the limit that the relevant potentials become infinitely steep ($\varepsilon \rightarrow \infty$), these thermal fluctuations become negligible and the full system behaves as the reference system.

If $\Delta A \equiv A(v) - A(1)$, Eq. (9) is nondimensionalized as

$$\beta \Delta A(v) = \ln \left[\frac{Q_{\text{con}}(1)}{Q_{\text{con}}(v)} \right], \quad p(v) = \frac{\partial \beta \Delta A}{\partial v}, \quad (27)$$

which become asymptotic approximations when Eq. (26) is utilized. Eq. (10) can similarly be used to obtain an asymptotic relation for k' , where the asymptotic relation for Q_{con}^\ddagger takes the same form as Eq. (26), with the following changes. βU must be minimized with λ_1 fixed at λ_1^\ddagger , generally resulting in a different $\hat{\lambda}$, and the $j = 1$ frequency term in the product must then be removed.

B. Isotensional ensemble

The isotensional configuration integral for the full system in Eq. (12) can be rewritten as

$$Z_{\text{con}}(p) = \int d\lambda Z_{0,\text{con}}(p, \lambda) e^{-\beta U_1(\lambda)}, \quad (28)$$

where the configuration integral for the reference system is, using Eqs. (19)–(20) and $\beta \Pi_{00} \equiv \beta U_{00} - ps_0$, is

$$Z_{0,\text{con}}(p, \lambda) \equiv e^{-\beta U_{01}(\lambda)} \int ds_0 \cdots ds_N e^{-\beta \Pi_{00}(\mathbf{s})}. \quad (29)$$

The reference system here is the statistical mechanical treatment of the discrete representation of a linear elastic slender beam with a fixed end force p . Choosing the fixed bond stretches λ effectively specifies the boundary conditions (via λ_1 and λ_2) and translates the total potential energy level. As shown in Appendix A 2, the integrals in Eq. (29) can be computed analytically. The result is

$$Z_{0,\text{con}}(p, \lambda) = \sqrt{\frac{(2\pi)^{N+1}}{\det \mathbf{H}}} e^{\frac{1}{2} \mathbf{g}^T \cdot \mathbf{H}^{-1} \cdot \mathbf{g} - f - \beta U_{01}}, \quad (30)$$

where \mathbf{H} is the Hessian of $\beta \Pi_{00}$ with respect to the set of variables $\{s_0, \dots, s_N\}$, which has the components

$$\begin{aligned} H_{mn} = \kappa \left(6\delta_n^m - 5\delta_1^m \delta_1^n - \delta_2^m \delta_2^n - 4\delta_1^{|m-n|} \right. \\ \left. + 2\delta_1^m \delta_2^n + 2\delta_2^m \delta_1^n + \delta_2^{|m-n|} \right), \end{aligned} \quad (31)$$

and where \mathbf{g} and f are given by

$$\begin{aligned} \mathbf{g}(p, \lambda_1, \lambda_2) &= \kappa (p/\kappa, 0, \dots, 0, -\lambda_1, 4\lambda_1 - \lambda_2)^T, \\ f(\lambda_1, \lambda_2) &= \frac{\kappa}{2} \left[\lambda_1^2 + (2\lambda_1 - \lambda_2)^2 \right]. \end{aligned} \quad (32)$$

Assuming that the bonded potentials u constituting U_1 are all steep ($\varepsilon \gg 1$), the configuration integral for the full system may be asymptotically related to that for the reference system as

$$Z_{\text{con}}(p) \sim Z_{0,\text{con}}(p, \hat{\lambda}) \prod_{j=1}^M \sqrt{\frac{2\pi}{\beta u''(\hat{\lambda}_j)}} e^{-\beta u(\hat{\lambda}_j)}, \quad (33)$$

where the bond stretches $\hat{\lambda}$ are from minimizing $\beta\Pi$ with respect to $\{s_0, \dots, s_L\}$. If $\Delta G \equiv G(p) - G(0)$, Eq. (13) is nondimensionalized as

$$\beta\Delta G(p) = \ln \left[\frac{Z_{\text{con}}(0)}{Z_{\text{con}}(p)} \right], \quad v(p) = -\frac{\partial\beta\Delta G}{\partial p}, \quad (34)$$

which become asymptotic approximations when Eq. (33) is utilized. Eq. (14) can similarly be used to obtain an asymptotic relation for k' , where the asymptotic relation for Z_{con}^\ddagger takes the same form as Eq. (33), with the following changes. $\beta\Pi$ must be minimized with λ_1 fixed at λ_1^\ddagger , generally resulting in a different $\hat{\lambda}$, and the $j = 1$ frequency term in the product must then be removed.

C. Thermodynamic limit

In the thermodynamic limit of large system size, the results of the asymptotic approach applied to either thermodynamic ensemble should be asymptotically equivalent. To be clear, two asymptotic limits are considered: steep potentials ($\varepsilon \gg 1$) and a large system ($N, M \gg 1$). For any finite (albeit large) system size, it is true that increasing applied loads can eventually cause large-system approximations to become inaccurate [65]. Therefore, the thermodynamic limit of large system size considered here also includes the notion of comparably-small displacements or forces. For example, the nondimensional displacement $\Delta v \equiv v - 1$ applied in the isometric ensemble must be small compared to the nondimensional length N in order for the large-system approximation of the mechanical response $p(v)$ to be accurate.

Applying the thermodynamic limit ($N, M \gg 1$) to the asymptotic relations ($\varepsilon \gg 1$) obtained in Sec. III A for the isometric ensemble, as shown in Appendix B 1,

$$\beta\Delta A(v) \sim \frac{3\kappa}{2N^3} (\Delta v)^2, \quad p(v) \sim \frac{3\kappa}{N^3} \Delta v. \quad (35)$$

Applying the same limit to the relations in Sec. III B for the isotensional ensemble, as shown in Appendix B 2,

$$\beta\Delta G(p) \sim -\frac{N^3}{6\kappa} p^2 - p, \quad v(p) \sim 1 + \frac{N^3}{3\kappa} p. \quad (36)$$

Note that the asymptotic relations for $p(v)$ and $v(p)$ are equivalent, and that the Legendre transformation from Eq. (16) holds true, as expected:

$$\beta\Delta G \sim \beta\Delta A - pv \quad \text{for } N, M \gg 1. \quad (37)$$

Also, note that these results also match that of the mechanically-treated system under small applied loads. In order to arrive at similar asymptotic relations for k' , an additional approximation must be made. Specifically, the incremental transition state stretch $\Delta\lambda^\ddagger \equiv \lambda^\ddagger - 1$ is assumed to be small. For the Morse potential, the nondimensional Morse parameter $\alpha = \ln(2)/\Delta\lambda^\ddagger$ is then assumed to be relatively large. In the isometric ensemble, the asymptotic relation is

$$k'(v) \sim \frac{\omega_0}{2\pi} e^{-\Delta\varepsilon^\ddagger + 3\kappa\Delta v\Delta\lambda^\ddagger/N^2}, \quad (38)$$

where $\omega_0 \equiv \sqrt{u_0''/m}$ is the harmonic vibration frequency, i.e., the attempt frequency, and $\Delta\varepsilon^\ddagger$ is the nondimensional potential energy barrier to the transition state. Detailed steps are shown in Appendix B. For the specific case of the Morse potential, $u_0'' = 2a^2u_0$ and $\Delta\varepsilon^\ddagger = \varepsilon/4$. In the isotensional ensemble, the asymptotic relation is

$$k'(p) \sim \frac{\omega_0}{2\pi} e^{-\Delta\varepsilon^\ddagger + Np\Delta\lambda^\ddagger}. \quad (39)$$

Note that Eqs. (38) and (39) are equivalent, as shown by substituting in the asymptotic relations for $p(v)$ or $v(p)$ from Eqs. (35) and (36). Notably, these simplified asymptotic relations for k' are analogous to Bell's model [57]. Eq. (39) is of the form $k'(f) \propto e^{\beta f \Delta x^\ddagger}$, where $f \equiv NP$ is the effective force and $\Delta x^\ddagger \equiv q^\ddagger - b$ is the effective distance to the transition state, which is the form often attributed to Bell [68–71]. Alternatively, when reporting the effective force f to the material stress [72], the form of Eq. (39) matches the model of Zhurkov [8]. Finally, Eq. (39) as a function of stress also bears a resemblance to the model of Argon [73], which was formulated to capture viscoplastic flow in glassy polymers [74–78].

Alternatively, the net rate of crack growth can be considered in the thermodynamic limit, defined as

$$k^{\text{net}}(v) \equiv k'(v) - k''(v). \quad (40)$$

The rate of reforming the bond behind the crack tip k'' is given by Eq. (10), after replacing q_{N+1} with q_N in the transition state configuration integral Q_{con}^\ddagger in Eq. (11). The isotensional ensemble form is handled analogously, and detailed steps for are shown in Appendix B. In the isometric ensemble, the asymptotic relation is

$$k^{\text{net}}(v) \sim \frac{\omega_0}{\pi} e^{-\Delta\varepsilon^\ddagger + 3\kappa\Delta v\Delta\lambda^\ddagger/N^2} \sinh\left[\frac{9\kappa(\Delta v)^2}{4N^4}\right], \quad (41)$$

and in the isotensional ensemble it is

$$k^{\text{net}}(p) \sim \frac{\omega_0}{\pi} e^{-\Delta\varepsilon^\ddagger + Np\Delta\lambda^\ddagger} \sinh\left(\frac{N^2p^2}{4\kappa}\right). \quad (42)$$

Note that Eqs. (41) and (42) are again equivalent, as a result of invoking the thermodynamic limit, verified via Eqs. (35) and (36). Also note that the net rates in Eqs. (41) and (42) contain the same Bell term obtained previously for the forward rates in Eqs. (38) and (39). In certain cases, such as a vanishingly small transition state displacement at a fixed nondimensional bending stiffness ($\Delta\lambda^\ddagger \rightarrow 0$), the net rate in Eq. (42) is approximated as

$$k^{\text{net}}(p) \sim \frac{\omega_0}{\pi} e^{-\Delta\varepsilon^\ddagger} \sinh\left(\frac{N^2p^2}{4\kappa}\right). \quad (43)$$

Through calculating the energy release rate R for the discrete system, it is possible to relate the net rate of crack growth k^{net} to continuum theories for crack growth. In the thermodynamic limit, the resulting linear asymptotic relation for $p(v)$ in (36) allows the compliance method to be utilized when obtaining the energy release rate [79]. If $\partial s = b^2\partial N$ is the differential increase in area as the crack advances, the energy release rate R is then

$$R = \frac{P^2}{2} \frac{\partial}{\partial s} \left(\frac{\Delta V}{P}\right) = \frac{P^2}{2b^2} \frac{\partial}{\partial N} \left(\frac{\Delta V}{P}\right). \quad (44)$$

The nondimensional energy release rate βRb^2 is then

$$\beta Rb^2 = \frac{p^2}{2} \frac{\partial}{\partial N} \left(\frac{\Delta v}{p}\right) = \frac{N^2p^2}{2\kappa}. \quad (45)$$

The stress intensity factor K generally takes the form $K \equiv \sqrt{RE}$, where E is an elastic modulus [79]. For a linear elastic slender beam in bending (analogous to the reference system), $\Delta V = P\ell^3/3EI$, where $\ell = Nb$ is the beam length and I is the area moment of inertia [80]. Assuming $I \sim b^4/2$, solving for the modulus E yields the stress intensity factor to be $K = NPb^{-3/2}$. It then becomes convenient to define the generalized force

$$f \equiv NP = \frac{3c}{N^2} \Delta V = Kb^{3/2} = \sqrt{REb^3}. \quad (46)$$

Combining Eqs. (45) and (46), and defining $\Delta x^\ddagger \equiv b\Delta\lambda^\ddagger$, Eq. (42) can be rewritten as

$$k^{\text{net}} \sim \frac{\omega_0}{\pi} \exp\left(\frac{f\Delta x^\ddagger - \Delta u^\ddagger}{kT}\right) \sinh\left(\frac{Rb^2}{2kT}\right). \quad (47)$$

Note that multiplying the net rate of crack growth k^{net} by the atomic spacing b gives the crack growth velocity, i.e., Eq. (1). The only macroscopic parameters in Eq. (47) are the energy release rate R , the temperature T , and the elastic modulus E . The atomic parameters in Eq. (47) are the attempt frequency ω_0 , the atomic spacing and bond length b , the potential energy barrier to the transition state for breaking a bond Δu^\ddagger , and the transition state bond displacement Δx^\ddagger . As such, Eq. (47) constitutes a new physically based relation for modeling subcritical crack growth experiments [81–83]. The atomic parameters in Eq. (47) could be determined with electronic structure calculations, but it may also be possible to calibrate a subset of the parameters using experimental results in order to examine microscopic properties.

A simpler relation for the net rate of crack growth in Eq. (47) is obtained by neglecting the Bell term, yielding

$$k^{\text{net}} \sim \frac{\omega_0}{\pi} \exp\left(-\frac{\Delta u^\ddagger}{kT}\right) \sinh\left(\frac{Rb^2}{2kT}\right). \quad (48)$$

Forms of this relation, as well as equivalent forms, have been obtained previously and successfully used in modeling subcritical crack growth experiments [9, 10, 12, 13, 26, 27, 29–31]. One slight difference between Eq. (48) and some previous relations is the prefactor ω_0/π instead of $2kT/h$, though the former is correct. Observable results from classical formulations cannot depend on the Planck constant h , and its presence in the classical formulation of statistical thermodynamics is merely cosmetic and meant to nondimensionalize partition functions [59, 60]. Though a prefactor of kT/h appears when computing transition state theory rates, h always factors out [60]. In any case, the more rigorous approach demonstrated here leading to Eq. (47) or (48) validates the general form of similar relations obtained previously. Further, the systematic set of simplifying assumptions made in the process confirms the validity of these relations in the subcritical regime. Finally, note that Eq. (48) bears a striking resemblance to models for viscoplastic flow in some polymers [70, 84–89] and bulk metallic glasses [90–94]. This resemblance suggests that subcritical crack growth and viscoplasticity could involve common mechanisms [31].

The net rate of crack growth can be recast in terms of new nondimensional variables for parametric study: the nondimensional stress intensity factor $\eta \equiv \beta Kb^{5/2} = Np$, the nondimensional modulus $\mu \equiv \beta Eb^3 = 2\kappa$, and the reference rate $k_{\text{ref}} \equiv (\omega_0/\pi)e^{-\beta\Delta u^\ddagger}$. Eq. (47) becomes

$$k^{\text{net}}(\eta) \sim k_{\text{ref}} e^{\eta\Delta\lambda^\ddagger} \sinh(\eta^2/2\mu), \quad (49)$$

and Eq. (48) is similarly nondimensionalized as

$$k^{\text{net}}(\eta) \sim k_{\text{ref}} \sinh(\eta^2/2\mu). \quad (50)$$

Note that while η and μ have both microscopic and macroscopic interpretations, $\Delta\lambda^\ddagger$ has only a microscopic interpretation (transition state bond stretch increment).

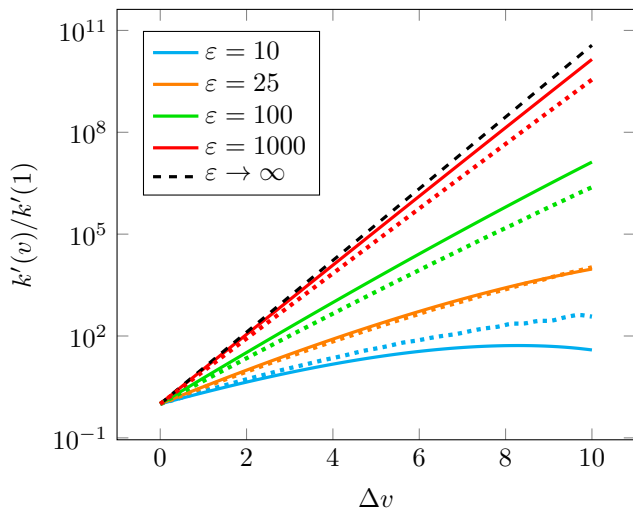


FIG. 2. The relative rate of breaking the crack tip bond as a function of the nondimensional end displacement, using the asymptotic approach (solid) and Monte Carlo calculations (dotted), for varying nondimensional bond energy ε .

IV. NUMERICAL RESULTS

The asymptotic approach of evaluating the crack model system is now demonstrated. In either thermodynamic ensemble, the rate of breaking the crack tip bond k' is calculated as a function of load using the asymptotic approach developed in Sec. III. These calculations are repeated for increasing nondimensional bond energy ε and compared with the results of Monte Carlo calculations (details in Appendix C). The L_2 norm is utilized to compute the relative error e between the asymptotic and Monte Carlo approaches while varying the nondimensional bond energy ε . Since the scale of k' increases many orders of magnitude while increasing ε , the logarithm of k' is considered when computing the relative error e rather than k' directly. Afterwards, the rate of breaking the crack tip bond k' and the net rate of crack growth k^{net} are computed via the asymptotic approach while increasing the system size. In both cases, the results are compared with the simplified analytic relations obtained in the thermodynamic limit in Sec. III C. The base parameters for the crack model system are $N = 8$, $M = 8$, $\alpha = 1$ (which is $\Delta\lambda^\ddagger = \ln 2$), $\varepsilon = 100$, and $\kappa = 100$. All calculations were completed using the Python package `statMechCrack` [95], which acknowledges support from several other Python packages [96–98].

A. Isometric ensemble

In Fig. 2, the rate of breaking the crack tip bond $k'(v)$ given by Eq. (10) is plotted relative to $k'(1)$ as a function of the nondimensional applied end displacement Δv . The configuration integrals in Eq. (10) are asymptotically

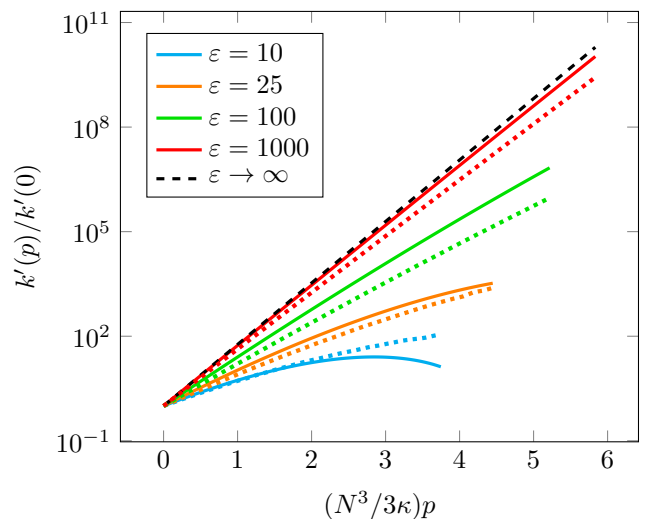


FIG. 3. The relative rate of breaking the crack tip bond as a function of the rescaled nondimensional end force, using the asymptotic approach (solid) and Monte Carlo calculations (dotted), for varying nondimensional bond energy ε .

approximated in Sec. III A in order to analytically calculate $k'(v)$. The Monte Carlo approach was also used to calculate $k'(v)$, as detailed in Appendix C 1, and is additionally plotted in Fig. 2. Both the asymptotic and Monte Carlo calculations were repeated while increasing the nondimensional bond energy ε , as shown in Fig. 2. For lower values of ε (such as 10), the asymptotic approach tends to underestimate k' significantly. As ε increases slightly (to 25), it appears to provide an excellent approximation, but this result is merely a coincidence of the curves passing over one another. This is evident after ε increases more (such as to 100), where the asymptotic approach then tends to overestimate k' . When ε becomes large (such as 1000), the asymptotic approach still overestimates k' , but the gap shrinks as ε grows. As $\varepsilon \rightarrow \infty$, both the asymptotic and Monte Carlo approaches of calculating k' begin to match the asymptotic approach for k' calculated using the reference system ($\lambda = 1$).

In order to make a more quantitative evaluation of the asymptotic approach of obtaining $k'(v)$, the relative error e with respect to the Monte Carlo approach is calculated,

$$e(\varepsilon) = \sqrt{\frac{\int_1^{11} \ln [k(v)/k_m(v)]^2 dv}{\int_1^{11} \ln [k_m(v)]^2 dv}}, \quad (51)$$

where k_m is the result of the Monte Carlo calculations. As shown in Fig. 4, the relative error e tends to decrease as the nondimensional bond energy ε increases, apart from the region where the two approaches happen to overlap. For large values of ε , the relative error steadily decreases at a log-log slope appearing to near -1 , which supports the theory that the asymptotic approach becomes accurate for $\varepsilon \gg 1$.

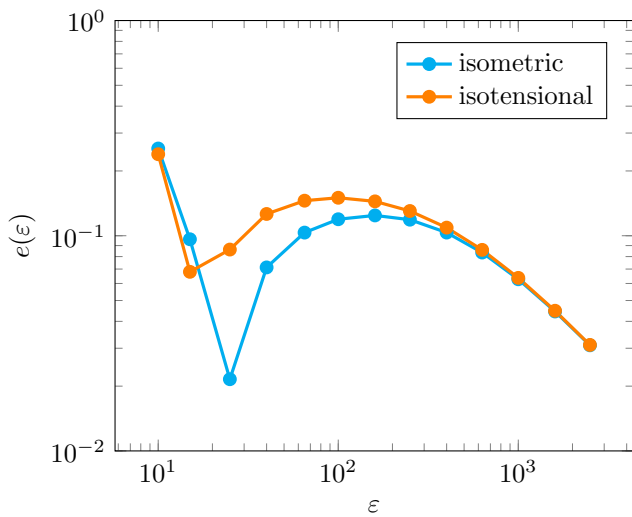


FIG. 4. The relative error e when computing k' using the asymptotic approach, as a function of the nondimensional bond energy ε , in either thermodynamic ensemble.

B. Isotensional ensemble

In Fig. 3, the rate of breaking the crack tip bond $k'(p)$ given by Eq. (14) is plotted relative to $k'(0)$ as a function of the rescaled nondimensional applied force $N^3 p / 3\kappa$. The configuration integrals in Eq. (14) are asymptotically approximated in Sec. III B in order to analytically calculate $k'(p)$. The Monte Carlo approach was also used to calculate $k'(p)$, as detailed in Appendix C 2, and is additionally plotted in Fig. 3. Both the asymptotic and Monte Carlo calculations were repeated while increasing the nondimensional bond energy ε , as shown in Fig. 3. For lower values of ε (such as 10), the asymptotic approach tends to underestimate k' significantly. As ε increases slightly (to 25), it appears to provide an excellent approximation, but this result is merely a coincidence of the curves passing over one another. This is evident after ε increases more (such as to 100), where the asymptotic approach then tends to overestimate k' . When ε becomes large (such as 1000), the asymptotic approach still overestimates k' , but the gap shrinks as ε grows. As $\varepsilon \rightarrow \infty$, both the asymptotic and Monte Carlo approaches of calculating k' begin to match the asymptotic approach for k' calculated using the reference system ($\lambda = 1$).

$$e(\varepsilon) = \sqrt{\frac{\int_0^{10} \ln [k(p)/k_m(p)]^2 dp}{\int_0^{10} \ln [k_m(p)]^2 dp}}, \quad (52)$$

where k_m is the result of the Monte Carlo calculations. As shown in Fig. 4, the relative error e tends to decrease as the nondimensional bond energy ε increases, apart from the region where the two approaches happen to overlap. For large values of ε , the relative error

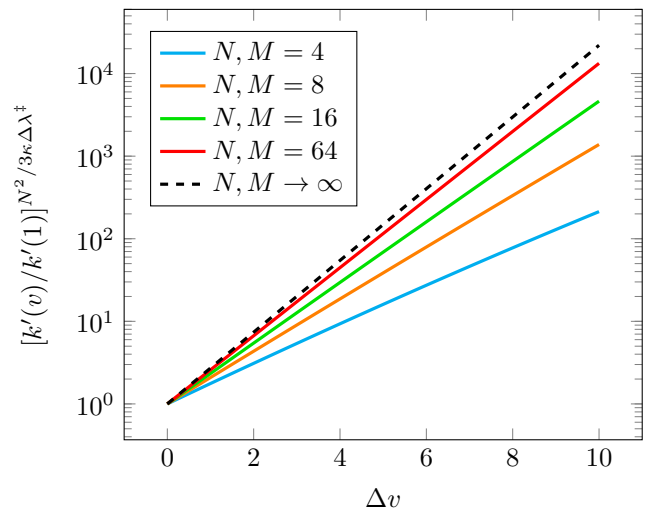


FIG. 5. The rescaled relative rate of breaking the crack tip bond as a function of the nondimensional end displacement, using the asymptotic approach, for increasing system size.

steadily decreases at a log-log slope appearing to near -1 , which supports the theory that the asymptotic approach becomes accurate for $\varepsilon \gg 1$.

C. Thermodynamic limit

The rescaled rate of breaking the crack tip bond is plotted in Fig. 5 as a function of the nondimensional applied end displacement Δv , calculated using the asymptotic approach and repeated as the system size (N, M) increases. The rescaling of $k'(v)$ in Fig. 5 corresponds to the simplified relation for $k'(v)$ obtained in the thermodynamic limit, given by Eq. (38) or equivalently given by Eq. (39). Since obtaining these relations for $k'(v)$ involved making approximations based on small $\Delta\lambda^\ddagger$, from here on the model uses $\Delta\lambda^\ddagger = 0.1$ (which is $\alpha = 10 \ln 2$) in addition to previously incorporated assumptions ($\varepsilon \gg 1$ and $N, M \gg 1$). As shown in Fig. 5, as the system becomes large the rate of breaking the crack tip bond k' approaches the simpler relation in Eq. (38). To reiterate, Eq. (38) would not necessarily succeed if the crack tip bond potential was not steep or if the displacement required to break the bond was not small. As the applied load becomes large, k' predictably diverges from Eq. (38), even for large system sizes [65]. Note that the same results in Fig. 5 were calculated in the isotensional ensemble, but these curves exactly matched those from the isometric ensemble. Though not apparent at the outset, this match could mean that certain results of the reference system – when governed by purely harmonic potentials – can be treated independent of the thermodynamic ensemble. This effect is also somewhat evident in Fig. 4, where the performance of the asymptotic approach becomes independent of ensemble as ε increases.

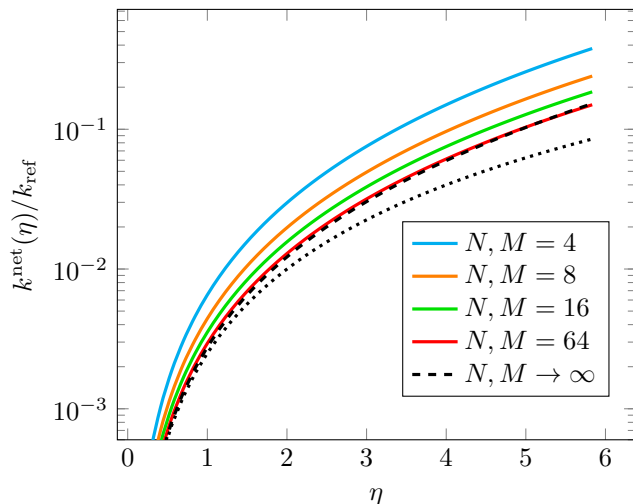


FIG. 6. The relative net rate of crack growth as a function of the nondimensional stress intensity factor, calculated using the asymptotic approach, for increasing system size.

The relative net rate of crack growth k^{net} is plotted in Fig. 6 relative to the reference rate $k_{\text{ref}} \equiv (\omega_0/\pi)e^{-\beta\Delta u^\ddagger}$ as a function of the nondimensional stress intensity factor $\eta \equiv \beta K b^{5/2} = Np$, calculated using the asymptotic approach and repeated as the system size (N, M) increases. Note that the black dashed line represents Eq. (47), and the black dotted line represents Eq. (48). Fig. 6 shows that the net rate of crack growth k^{net} approaches the simplified relation given by Eq. (47) as the system becomes large. In a similar way as before, this asymptotic behavior will eventually no longer hold when the applied load becomes large enough. For intermediate to large nondimensional energy release rates η^2/μ , where μ is the nondimensional modulus, the asymptotic approach for k^{net} will diverge from Eq. (47). This divergence means that Eq. (47) is typically valid only for relatively small energy release rates, i.e., subcritical crack growth, which is primarily due to the small bond stretch assumption necessary to arrive at Eq. (47). Fig. 6 further shows that for nonzero albeit small $\Delta\lambda^\ddagger$, the Bell-like term differentiating Eq. (47) from Eq. (48) contributes significantly to k^{net} and allows the correct thermodynamic limit relation for k^{net} to be obtained. It is then more accurate to use the relation for the net rate of crack growth k^{net} in Eq. (47) than the the simpler relation in Eq. (48) used previously [9, 10, 12, 13, 26, 27, 29–31].

V. CONCLUSION

The principles of statistical thermodynamics have been applied to an idealized particle-based model of a crack under an applied load. In both the isometric and isotensional ensembles, the partition function was formulated for the model system in order to derive thermodynamic

quantities, such as the free energy, and the kinetic rate of breaking the crack tip bond. An asymptotic approach was utilized in order to obtain analytic relations for the rate of breaking the crack tip bond, valid in the limit that the bond potentials ahead of and including the crack tip are steep. These asymptotic relations were developed in either thermodynamic ensemble, before being verified numerically with respect to Monte Carlo calculations. Simplified analytic relations were obtained and verified for the rate of breaking the crack tip bond and the net rate of crack growth, valid in the thermodynamic limit of large system size and the subcritical regime. The analytic relation for the net rate of crack growth ultimately obtained here offers an effective, practical, and physical method for modeling subcritical crack growth experiments. In future work, it would be useful to calculate the rate of breaking consecutive bonds ahead of the crack tip and model the subcritical to critical crack growth transition. In order to account for different regimes of subcritical crack growth, future work should also consider generalizing the model system to include chemical interactions at the crack tip. Finally, it could be important in future work to include inhomogeneity in the system in order to model start-stop behavior and related phenomena.

ACKNOWLEDGMENTS

This work was supported by the Laboratory Directed Research and Development (LDRD) program at Sandia National Laboratories. Sandia National Laboratories is a multi-mission laboratory managed and operated by National Technology and Engineering Solutions of Sandia, LLC., a wholly owned subsidiary of Honeywell International, Inc., for the U.S. Department of Energy’s National Nuclear Security Administration under contract DE-NA0003525. This paper describes objective technical results and analysis. Any subjective views or opinions that might be expressed in the paper do not necessarily represent the views of the U.S. Department of Energy or the United States Government. The United States Government retains and the publisher, by accepting the article for publication, acknowledges that the U.S. Government retains a non-exclusive, paid-up, irrevocable, worldwide license to publish or reproduce the published form of this manuscript, or allow others to do so, for U.S. Government purposes. SAND number: SAND2022-16645 O.

Appendix A: Reference system calculations

In Secs. III A and III B, the statistical thermodynamics of the full model system are asymptotically approximated in terms of the reference system. The reference system is equivalent to the statistical mechanical treatment of the discrete representation of a linear elastic slender beam with a fixed end displacement (isometric) or end force (isotensional). The configuration integral for this refer-

ence system can be computed analytically in either thermodynamic ensemble, as shown here.

1. Isometric ensemble

Here the integral in Eq. (22), defined as

$$I(v, \boldsymbol{\lambda}) \equiv \int ds_1 \cdots ds_N e^{-\beta U_{00}(\mathbf{s})}, \quad (\text{A1})$$

will be computed analytically. U_{00} is given by Eq. (19), and can be rewritten in the quadratic form

$$\beta U_{00}(\mathbf{s}) = \frac{1}{2} \mathbf{s}^T \cdot \mathbf{H} \cdot \mathbf{s} - \mathbf{g}^T \cdot \mathbf{s} + f, \quad (\text{A2})$$

where the Hessian \mathbf{H} is given by Eq. (24), and \mathbf{g} and f are given by Eq. (25). The integral is now

$$I(v, \boldsymbol{\lambda}) = e^{-f} \int ds_1 \cdots ds_N e^{-\frac{1}{2} \mathbf{s}^T \cdot \mathbf{H} \cdot \mathbf{s} + \mathbf{g}^T \cdot \mathbf{s}}, \quad (\text{A3})$$

which takes the same form as the path integral in free-scalar relativistic quantum field theory [99], from which we have the exact result

$$I(v, \boldsymbol{\lambda}) = \sqrt{\frac{(2\pi)^N}{\det \mathbf{H}}} e^{\frac{1}{2} \mathbf{g}^T \cdot \mathbf{H}^{-1} \cdot \mathbf{g} - f}, \quad (\text{A4})$$

which leads directly to $Q_{0,\text{con}}(v, \boldsymbol{\lambda})$ in Eq. (23).

2. Isotensional ensemble

Here the integral in Eq. (29), defined as

$$I(p, \boldsymbol{\lambda}) \equiv \int ds_0 \cdots ds_N e^{-\beta \Pi_{00}(\mathbf{s})}, \quad (\text{A5})$$

will be computed analytically. $\beta \Pi_{00} \equiv \beta U_{00} - p s_0$ can be rewritten in the quadratic form

$$\beta \Pi_{00}(\mathbf{s}) = \frac{1}{2} \mathbf{s}^T \cdot \mathbf{H} \cdot \mathbf{s} - \mathbf{g}^T \cdot \mathbf{s} + f, \quad (\text{A6})$$

where the Hessian \mathbf{H} is given by Eq. (31), and \mathbf{g} and f are given by Eq. (32). The integral is now

$$I(p, \boldsymbol{\lambda}) = e^{-f} \int ds_0 \cdots ds_N e^{-\frac{1}{2} \mathbf{s}^T \cdot \mathbf{H} \cdot \mathbf{s} + \mathbf{g}^T \cdot \mathbf{s}}, \quad (\text{A7})$$

which has the exact result

$$I(p, \boldsymbol{\lambda}) = \sqrt{\frac{(2\pi)^{N+1}}{\det \mathbf{H}}} e^{\frac{1}{2} \mathbf{g}^T \cdot \mathbf{H}^{-1} \cdot \mathbf{g} - f}, \quad (\text{A8})$$

which leads directly to $Z_{0,\text{con}}(p, \boldsymbol{\lambda})$ in Eq. (30).

Appendix B: Thermodynamic limit calculations

The analytic and asymptotically correct (for $\varepsilon \gg 1$) relations obtained in Sec. III A and Sec. III B are re-considered in the thermodynamic limit of large system size ($N, M \gg 1$) to obtain the relations in Sec. III C. For the rate of breaking the crack tip bond and the net rate of crack growth, additional approximations are made when the incremental transition state stretch is small ($\Delta\lambda^\ddagger \ll 1$). Though the results in either ensemble are equivalent due to the thermodynamic limit, the analysis is repeated in both ensembles for completeness.

1. Isometric ensemble

As the system becomes large and the applied nondimensional displacement Δv remains comparably small, bond stretching ahead of the crack tip becomes negligible ($\hat{\lambda}_j \sim 1$). In this case ($\varepsilon \gg 1$ and $N, M \gg 1$), the asymptotic relation for Q_{con} in Eq. (26) becomes

$$Q_{\text{con}}(v) \sim Q_{0,\text{con}}(v, 1, 1) \prod_{j=1}^M \sqrt{\frac{2\pi}{\beta u''(1)}}. \quad (\text{B1})$$

When computing $\beta \Delta A(v)$ using Eq. (27), the product term above cancels, leaving only the reference system configuration integral $Q_{0,\text{con}}$ for $\lambda_1 = \lambda_2 = 1$. Using Eqs. (23)–(25), in this case the reference system configuration integral is

$$Q_{0,\text{con}}(v, 1, 1) = \sqrt{\frac{(2\pi)^N}{\det \mathbf{H}}} e^{-3\kappa(\Delta v)^2/2N^3}. \quad (\text{B2})$$

Using Eq. (27), the nondimensional relative Helmholtz free energy and the nondimensional force have the asymptotic relations, valid for $\varepsilon \gg 1$ and $N, M \gg 1$,

$$\beta \Delta A(v) \sim \frac{3\kappa}{2N^3} (\Delta v)^2, \quad p(v) \sim \frac{3\kappa}{N^3} \Delta v, \quad (\text{B3})$$

which is Eq. (35). The rate of breaking the crack tip bond k' is given by Eq. (10), where the transition state configuration integral Q_{con}^\ddagger is asymptotically given by Eq. (26) with $\lambda_1 = \lambda^\ddagger$. For $\Delta\lambda^\ddagger \ll 1$, in addition to the previously invoked conditions ($\varepsilon \gg 1$ and $N, M \gg 1$), only the crack tip bond stretch is non-negligible and Q_{con}^\ddagger can be asymptotically approximated similar to Q_{con} in Eq. (B1),

$$Q_{\text{con}}^\ddagger(v) \sim Q_{0,\text{con}}(v, \lambda^\ddagger, 1) e^{-\Delta\varepsilon^\ddagger} \prod_{j=2}^M \sqrt{\frac{2\pi}{\beta u''(1)}}, \quad (\text{B4})$$

where $\Delta\varepsilon^\ddagger \equiv \beta u(\lambda^\ddagger) - \beta u(1)$. Eq. (10) then yields

$$k'(v) \sim \frac{\omega_0}{2\pi} e^{-\Delta\varepsilon^\ddagger} \frac{Q_{0,\text{con}}(v, \lambda^\ddagger, 1)}{Q_{0,\text{con}}(v, 1, 1)}, \quad (\text{B5})$$

where $\omega_0 \equiv \sqrt{u''(1)/m}$. When $\Delta\lambda^\ddagger$ is small, squares and higher powers of $\Delta\lambda^\ddagger$ are negligible, so the reference system transition state configuration integral, using Eqs. (23)–(25) with $\lambda_1 = \lambda^\ddagger$ and $\lambda_2 = 1$, becomes

$$Q_{0,\text{con}}(v, \lambda^\ddagger, 1) \sim \sqrt{\frac{(2\pi)^N}{\det \mathbf{H}}} e^{-3\kappa\Delta v(\Delta v - 2\Delta\lambda^\ddagger)/2N^3}. \quad (\text{B6})$$

Combining Eqs. (B2), (B5), and (B6), the rate of breaking the crack tip bond has the asymptotic relation, valid for $\varepsilon \gg 1$, $N, M \gg 1$, and $\Delta\lambda^\ddagger \ll 1$,

$$k'(v) \sim \frac{\omega_0}{2\pi} e^{-\Delta\varepsilon^\ddagger + 3\kappa\Delta v\Delta\lambda^\ddagger/N^2}, \quad (\text{B7})$$

which is Eq. (38). To compute the net rate of crack growth in Eq. (40), first the reverse rate must be written using Eq. (10), which is

$$k''(N, M) = \sqrt{\frac{1}{2\pi m\beta}} \frac{Q_{\text{con}}^\ddagger(N-1, M+1)}{Q_{\text{con}}(N, M)}. \quad (\text{B8})$$

As the system becomes large, the rate of breaking the crack tip bond is approximately the same as subsequently breaking the next bond. The same holds for the rate of reforming the bond behind the crack tip, so $k''(N, M) \sim k''(N+1, M-1)$ for $N, M \gg 1$, which then means

$$\frac{Q_{\text{con}}^\ddagger(N-1, M+1)}{Q_{\text{con}}(N, M)} \sim \frac{Q_{\text{con}}^\ddagger(N, M)}{Q_{\text{con}}(N+1, M-1)}. \quad (\text{B9})$$

Additionally, $M-1 \sim M$ for $M \gg 1$, so Eq. (40) can now be approximated using Eqs. (10), (B8), and (B9) as

$$k^{\text{net}} \sim \frac{Q_{\text{con}}^\ddagger(N)}{\sqrt{2\pi m\beta}} \left(\frac{1}{Q_{\text{con}}(N)} - \frac{1}{Q_{\text{con}}(N+1)} \right). \quad (\text{B10})$$

The configuration integral is related to the Helmholtz free energy A via Eq. (9). Using the asymptotic relations for $\beta\Delta A$ in Eq. (35) under $N \gg 1$,

$$\begin{aligned} \beta A(N) - \beta A(N+1) &\sim \frac{\kappa}{2} \left(\frac{3\Delta v}{N^2} \right)^2, \\ \beta A(N) + \beta A(N+1) &\sim 2\beta A(N), \end{aligned} \quad (\text{B11})$$

which then allows Eq. (B10) to be rewritten as

$$k^{\text{net}} \sim \sqrt{\frac{2}{\pi m\beta}} \frac{Q_{\text{con}}^\ddagger(N)}{Q_{\text{con}}(N)} \sinh \left[\frac{9\kappa(\Delta v)^2}{4N^4} \right]. \quad (\text{B12})$$

Looking back to Eq. (10), the terms outside the hyperbolic sine amount to $2k'$, where k' is given by Eq. (B7). Therefore the net rate of crack growth has the asymptotic relation, valid for $\varepsilon \gg 1$, $N, M \gg 1$, and $\Delta\lambda^\ddagger \ll 1$,

$$k^{\text{net}} \sim \frac{\omega_0}{\pi} e^{-\Delta\varepsilon^\ddagger + 3\kappa\Delta v\Delta\lambda^\ddagger/N^2} \sinh \left[\frac{9\kappa(\Delta v)^2}{4N^4} \right], \quad (\text{B13})$$

which is Eq. (41).

2. Isotensional ensemble

As the system becomes large and the applied nondimensional force p remains comparably small, bond stretching ahead of the crack tip becomes negligible ($\hat{\lambda}_j \sim 1$). In this case ($\varepsilon \gg 1$ and $N, M \gg 1$), the asymptotic relation for Z_{con} in Eq. (33) becomes

$$Z_{\text{con}}(p) \sim Z_{0,\text{con}}(p, 1, 1) \prod_{j=1}^M \sqrt{\frac{2\pi}{\beta u''(1)}}. \quad (\text{B14})$$

When computing $\beta\Delta G(p)$ using Eq. (34), the product term above cancels, leaving only the reference system configuration integral $Z_{0,\text{con}}$ for $\lambda_1 = \lambda_2 = 1$. Using Eqs. (30)–(32), in this case the reference system configuration integral is

$$Z_{0,\text{con}}(p, 1, 1) = \sqrt{\frac{(2\pi)^N}{\det \mathbf{H}}} e^{N^3 p^2 / 6\kappa + p}. \quad (\text{B15})$$

Using Eq. (34), the nondimensional relative Helmholtz free energy and the nondimensional force have the asymptotic relations, valid for $\varepsilon \gg 1$ and $N, M \gg 1$,

$$\beta\Delta G(p) \sim -\frac{N^3}{6\kappa} p^2 - p, \quad v(p) \sim 1 + \frac{N^3}{3\kappa} p, \quad (\text{B16})$$

which is Eq. (36). The rate of breaking the crack tip bond k' is given by Eq. (14), where the transition state configuration integral Z_{con}^\ddagger is asymptotically given by Eq. (33) with $\lambda_1 = \lambda^\ddagger$. For $\Delta\lambda^\ddagger \ll 1$, in addition to the previously invoked conditions ($\varepsilon \gg 1$ and $N, M \gg 1$), only the crack tip bond stretch is non-negligible and Z_{con}^\ddagger can be asymptotically approximated similar to Z_{con} in Eq. (B14),

$$Z_{\text{con}}^\ddagger(p) \sim Z_{0,\text{con}}(p, \lambda^\ddagger, 1) e^{-\Delta\varepsilon^\ddagger} \prod_{j=2}^M \sqrt{\frac{2\pi}{\beta u''(1)}}, \quad (\text{B17})$$

where $\Delta\varepsilon^\ddagger \equiv \beta u(\lambda^\ddagger) - \beta u(1)$. Eq. (14) then yields

$$k'(p) \sim \frac{\omega_0}{2\pi} e^{-\Delta\varepsilon^\ddagger} \frac{Z_{0,\text{con}}(p, \lambda^\ddagger, 1)}{Z_{0,\text{con}}(p, 1, 1)}, \quad (\text{B18})$$

where $\omega_0 \equiv \sqrt{u''(1)/m}$. When $\Delta\lambda^\ddagger$ is small, squares and higher powers of $\Delta\lambda^\ddagger$ are negligible, so the reference system transition state configuration integral, using Eqs. (30)–(32) with $\lambda_1 = \lambda^\ddagger$ and $\lambda_2 = 1$, becomes

$$Z_{0,\text{con}}(p, \lambda^\ddagger, 1) \sim \sqrt{\frac{(2\pi)^{N+1}}{\det \mathbf{H}}} e^{N^3 p^2 / 6\kappa + p + Np\Delta\lambda^\ddagger}. \quad (\text{B19})$$

Combining Eqs. (B15), (B18), and (B19), the rate of breaking the crack tip bond has the asymptotic relation, valid for $\varepsilon \gg 1$, $N, M \gg 1$, and $\Delta\lambda^\ddagger \ll 1$,

$$k'(p) \sim \frac{\omega_0}{2\pi} e^{-\Delta\varepsilon^\ddagger + Np\Delta\lambda^\ddagger}, \quad (\text{B20})$$

which is Eq. (39). To compute the net rate of crack growth, first the reverse rate must be written using Eq. (14), which is

$$k''(N, M) = \sqrt{\frac{1}{2\pi m\beta}} \frac{Z_{\text{con}}^\ddagger(N-1, M+1)}{Z_{\text{con}}(N, M)}. \quad (\text{B21})$$

As the system becomes large, the rate of breaking the crack tip bond is approximately the same as subsequently breaking the next bond. The same holds for the rate of reforming the bond behind the crack tip, so $k''(N, M) \sim k''(N+1, M-1)$ for $N, M \gg 1$, which then means

$$\frac{Z_{\text{con}}^\ddagger(N-1, M+1)}{Z_{\text{con}}(N, M)} \sim \frac{Z_{\text{con}}^\ddagger(N, M)}{Z_{\text{con}}(N+1, M-1)}. \quad (\text{B22})$$

Additionally, $M-1 \sim M$ for $M \gg 1$, so k^{net} can now be approximated using Eqs. (14), (B21), and (B22) as

$$k^{\text{net}} \sim \frac{Z_{\text{con}}^\ddagger(N)}{\sqrt{2\pi m\beta}} \left(\frac{1}{Z_{\text{con}}(N)} - \frac{1}{Z_{\text{con}}(N+1)} \right). \quad (\text{B23})$$

The configuration integral is related to the Gibbs free energy G via Eq. (13). Using the asymptotic relations for $\beta\Delta G$ in Eq. (36) under $N \gg 1$,

$$\begin{aligned} \beta G(N) - \beta G(N+1) &\sim \frac{N^2 p^2}{2\kappa}, \\ \beta G(N) + \beta G(N+1) &\sim 2\beta G(N), \end{aligned} \quad (\text{B24})$$

which then allows Eq. (B23) to be rewritten as

$$k^{\text{net}} \sim \sqrt{\frac{2}{\pi m\beta}} \frac{Z_{\text{con}}^\ddagger(N)}{Z_{\text{con}}(N)} \sinh\left(\frac{N^2 p^2}{4\kappa}\right). \quad (\text{B25})$$

Looking back to Eq. (14), the terms outside the hyperbolic sine amount to $2k'$, where k' is given by Eq. (B20). Therefore the net rate of crack growth has the asymptotic relation, valid for $\varepsilon \gg 1$, $N, M \gg 1$, and $\Delta\lambda^\ddagger \ll 1$,

$$k^{\text{net}} \sim \frac{\omega_0}{\pi} e^{-\Delta\varepsilon^\ddagger + Np\Delta\lambda^\ddagger} \sinh\left(\frac{N^2 p^2}{4\kappa}\right), \quad (\text{B26})$$

which is Eq. (42).

Appendix C: Monte Carlo calculations

Metropolis-Hastings Markov chain Monte Carlo calculations [100] were performed [95] in order to verify the results (shown in Sec. IV) of the asymptotic approach. Any ensemble average involved with this Monte Carlo approach can only calculate free energies and transition state theory reaction rates relative to a reference value. Since all quantities of interest can be calculated using only configurational partition functions, these Monte Carlo calculations were mass-independent and considered only configurational ensemble averages. In each case, a specialized ensemble average involving only the degrees of freedom ahead of the crack tip was utilized, which is exact and allows for greater efficiency.

1. Isometric ensemble

The isometric ensemble configurational integral from Eq. (21) can be rewritten in terms of the Helmholtz free energy of the reference system using Eq. (9) as

$$Q_{\text{con}}(v) = \int d\lambda e^{-\beta A_0(v, \lambda)} e^{-\beta U_1(\lambda)}. \quad (\text{C1})$$

Scaling by the configuration integral at $v = 1$ yields

$$\begin{aligned} \frac{Q_{\text{con}}(v)}{Q_{\text{con}}(1)} &= \frac{\int d\lambda e^{-\beta A_0(v, \lambda)} e^{-\beta U_1(\lambda)}}{\int d\lambda e^{-\beta A_0(1, \lambda)} e^{-\beta U_1(\lambda)}} \\ &= \frac{\int d\lambda e^{-\beta \Delta A_0(v, \lambda)} e^{-\beta A_\star(\lambda)}}{\int d\lambda e^{-\beta A_\star(\lambda)}}, \end{aligned} \quad (\text{C2})$$

where $\Delta A_0(v, \lambda) \equiv A_0(v, \lambda) - A_0(1, \lambda)$ is the relative Helmholtz free energy of the reference system, and where $A_\star(\lambda) \equiv A_0(1, \lambda) + U_1(\lambda)$ is a convenient free energy. Defining the specialized ensemble average

$$\langle \phi \rangle_\star \equiv \frac{\int d\lambda e^{-\beta A_\star(\lambda)} \phi(\lambda)}{\int d\lambda e^{-\beta A_\star(\lambda)}}, \quad (\text{C3})$$

Eq. (27) is then used to write the relative nondimensional Helmholtz free energy of the full system as

$$\beta \Delta A(v) = -\ln \langle e^{-\beta \Delta A_0} \rangle_\star. \quad (\text{C4})$$

Computing $\partial/\partial v$ then yields the nondimensional force

$$p(v) = e^{\beta \Delta A} \langle p_0 e^{-\beta \Delta A_0} \rangle_\star, \quad (\text{C5})$$

where $p_0 \equiv \partial\beta\Delta A_0/\partial v$ is the nondimensional force of the reference system in the isometric ensemble. Eq. (9) is used to rewrite Eq. (10) as

$$\frac{k'(v)}{k'(1)} = \frac{Q_{\text{con}}^\ddagger(v) Q_{\text{con}}(1)}{Q_{\text{con}}^\ddagger(1) Q_{\text{con}}(v)} = e^{-\beta\Delta A^\ddagger(v)} e^{\beta\Delta A(v)}, \quad (\text{C6})$$

where $\Delta A^\ddagger(v) \equiv A^\ddagger(v) - A^\ddagger(1, \boldsymbol{\lambda})$ is the relative Helmholtz free energy of the full system with the crack tip bond fixed at its transition state. The relative rate of breaking the crack tip bond is then

$$\frac{k'(v)}{k'(1)} = \frac{\langle e^{-\beta\Delta A_0^\ddagger} \rangle_\star^\ddagger}{\langle e^{-\beta\Delta A_0} \rangle_\star}, \quad (\text{C7})$$

where the special transition state ensemble average $\langle \phi \rangle_\star^\ddagger$ uses $A_\star^\ddagger \equiv A_\star|_{\lambda_1=\lambda^\ddagger}$ and integrates over $\{\lambda_2, \dots, \lambda_M\}$.

2. Isotensional ensemble

The isotensional ensemble configurational integral from Eq. (28) can be rewritten in terms of the Gibbs free energy of the reference system using Eq. (13) as

$$Z_{\text{con}}(p) = \int d\boldsymbol{\lambda} e^{-\beta G_0(p, \boldsymbol{\lambda})} e^{-\beta U_1(\boldsymbol{\lambda})}. \quad (\text{C8})$$

Scaling by the configuration integral at $p = 0$ yields

$$\begin{aligned} \frac{Z_{\text{con}}(p)}{Z_{\text{con}}(0)} &= \frac{\int d\boldsymbol{\lambda} e^{-\beta G_0(p, \boldsymbol{\lambda})} e^{-\beta U_1(\boldsymbol{\lambda})}}{\int d\boldsymbol{\lambda} e^{-\beta G_0(0, \boldsymbol{\lambda})} e^{-\beta U_1(\boldsymbol{\lambda})}} \\ &= \frac{\int d\boldsymbol{\lambda} e^{-\beta\Delta G_0(p, \boldsymbol{\lambda})} e^{-\beta G_\star(\boldsymbol{\lambda})}}{\int d\boldsymbol{\lambda} e^{-\beta G_\star(\boldsymbol{\lambda})}}, \end{aligned} \quad (\text{C9})$$

where $\Delta G_0(p, \boldsymbol{\lambda}) \equiv G_0(p, \boldsymbol{\lambda}) - G_0(0, \boldsymbol{\lambda})$ is the relative Gibbs free energy of the reference system, and where

$G_\star(\boldsymbol{\lambda}) \equiv G_0(0, \boldsymbol{\lambda}) + U_1(\boldsymbol{\lambda})$ is a convenient free energy. Defining the specialized ensemble average

$$\langle \phi \rangle_\star \equiv \frac{\int d\boldsymbol{\lambda} e^{-\beta G_\star(\boldsymbol{\lambda})} \phi(\boldsymbol{\lambda})}{\int d\boldsymbol{\lambda} e^{-\beta G_\star(\boldsymbol{\lambda})}}, \quad (\text{C10})$$

Eq. (34) is then used to write the relative nondimensional Gibbs free energy of the full system as

$$\beta\Delta G(p) = -\ln \langle e^{-\beta\Delta G_0} \rangle_\star. \quad (\text{C11})$$

Computing $-\partial/\partial p$ then yields the nondimensional end separation

$$v(p) = e^{\beta\Delta G} \langle v_0 e^{-\beta\Delta G_0} \rangle_\star, \quad (\text{C12})$$

where $v_0 \equiv -\partial\beta\Delta G_0/\partial p$ is the nondimensional end separation of the reference system in the isotensional ensemble. Eq. (13) is used to rewrite Eq. (14) as

$$\frac{k'(p)}{k'(0)} = \frac{Z_{\text{con}}^\ddagger(p) Z_{\text{con}}(0)}{Z_{\text{con}}^\ddagger(0) Z_{\text{con}}(p)} = e^{-\beta\Delta G^\ddagger(p)} e^{\beta\Delta G(p)}, \quad (\text{C13})$$

where $\Delta G^\ddagger(p) \equiv G^\ddagger(p) - G^\ddagger(0, \boldsymbol{\lambda})$ is the relative Gibbs free energy of the full system with the crack tip bond fixed at its transition state. The relative rate of breaking the crack tip bond is then

$$\frac{k'(p)}{k'(0)} = \frac{\langle e^{-\beta\Delta G_0^\ddagger} \rangle_\star^\ddagger}{\langle e^{-\beta\Delta G_0} \rangle_\star}, \quad (\text{C14})$$

where the special transition state ensemble average $\langle \phi \rangle_\star^\ddagger$ uses $G_\star^\ddagger \equiv G_\star|_{\lambda_1=\lambda^\ddagger}$ and integrates over $\{\lambda_2, \dots, \lambda_M\}$.

-
- [1] A. A. Griffith, VI. The phenomena of rupture and flow in solids, *Philosophical Transactions of the Royal Society A* **221**, 163 (1921).
 - [2] B. R. Lawn, Physics of fracture, *Journal of the American Ceramic Society* **66**, 83 (1983).
 - [3] R. Thomson, C. Hsieh, and V. Rana, Lattice trapping of fracture cracks, *Journal of Applied Physics* **42**, 3154 (1971).
 - [4] J. Sinczair and B. Lawn, An atomistic model for an equilibrium crack in diamond, *International Journal of Fracture Mechanics* **8**, 125 (1972).
 - [5] J. Sinclair and B. Lawn, An atomistic study of cracks in diamond-structure crystals, *Proceedings of the Royal Society of London A* **329**, 83 (1972).
 - [6] J. Sinclair, The influence of the interatomic force law and of kinks on the propagation of brittle cracks, *The Philosophical Magazine: A Journal of Theoretical Experimental and Applied Physics* **31**, 647 (1975).
 - [7] S. Brenner, Mechanical behavior of sapphire whiskers at elevated temperatures, *Journal of Applied Physics* **33**, 33 (1962).
 - [8] S. N. Zhurkov, Kinetic concept of the strength of solids, *International Journal of Fracture Mechanics* **1**, 311 (1965).
 - [9] B. Lawn, An atomistic model of kinetic crack growth in brittle solids, *Journal of Materials Science* **10**, 469 (1975).
 - [10] R. F. Cook and E. G. Liniger, Kinetics of indentation cracking in glass, *Journal of the American Ceramic Society* **76**, 1096 (1993).
 - [11] E. Fuller Jr, B. Lawn, and R. Thomson, Atomic modelling of chemical interactions at crack tips, *Acta Metallurgica* **28**, 1407 (1980).
 - [12] S. Wiederhorn, E. R. Fuller, and R. Thomson, Micromechanisms of crack growth in ceramics and glasses in corrosive environments, *Metal Science* **14**, 450 (1980).

- [13] T. A. Michalske and S. W. Freiman, A molecular mechanism for stress corrosion in vitreous silica, *Journal of the American Ceramic Society* **66**, 284 (1983).
- [14] M. Marder, Simple models of rapid fracture, *Physica D: Nonlinear Phenomena* **66**, 125 (1993).
- [15] M. Marder and X. Liu, Instability in lattice fracture, *Physical Review Letters* **71**, 2417 (1993).
- [16] M. Marder and S. Gross, Origin of crack tip instabilities, *Journal of the Mechanics and Physics of Solids* **43**, 1 (1995).
- [17] N. Gorbushin and G. Mishuris, Dynamic fracture of a dissimilar chain, *Philosophical Transactions of the Royal Society A* **377**, 20190103 (2019).
- [18] M. Marder, Particle methods in the study of fracture, *International Journal of Fracture* **196**, 169 (2015).
- [19] E. Bitzek, J. R. Kermode, and P. Gumbsch, Atomistic aspects of fracture, *International Journal of Fracture* **191**, 13 (2015).
- [20] S. Santucci, L. Vanel, A. Guarino, R. Scorretti, and S. Ciliberto, Thermal activation of rupture and slow crack growth in a model of homogeneous brittle materials, *EPL (Europhysics Letters)* **62**, 320 (2003).
- [21] S. Santucci, L. Vanel, and S. Ciliberto, Slow crack growth: Models and experiments, *The European Physical Journal Special Topics* **146**, 341 (2007).
- [22] L. Vanel, S. Ciliberto, P.-P. Cortet, and S. Santucci, Time-dependent rupture and slow crack growth: Elastic and viscoplastic dynamics, *Journal of Physics D: Applied Physics* **42**, 214007 (2009).
- [23] S. Arrhenius, Über die reaktionsgeschwindigkeit bei der inversion von rohrzucker durch säuren, *Zeitschrift für physikalische Chemie* **4**, 226 (1889).
- [24] H. Eyring, The activated complex in chemical reactions, *The Journal of Chemical Physics* **3**, 107 (1935).
- [25] H. A. Kramers, Brownian motion in a field of force and the diffusion model of chemical reactions, *Physica* **7**, 284 (1940).
- [26] R. F. Cook, Thermal activation effects in crack propagation and reliability of fused silica, *Journal of the American Ceramic Society* **102**, 7575 (2019).
- [27] A. S. Krausz, *Fracture Kinetics of Crack Growth* (Springer Science & Business Media, 1988).
- [28] B. R. Lawn, *Fracture of Brittle Solids* (Cambridge University Press, 1993).
- [29] M. Ciccotti, Stress-corrosion mechanisms in silicate glasses, *Journal of Physics D: Applied Physics* **42**, 214006 (2009).
- [30] J.-L. Le, Z. P. Bazant, and M. Z. Bazant, Subcritical crack growth law and its consequences for lifetime statistics and size effect of quasibrittle structures, *Journal of Physics D: Applied Physics* **42**, 214008 (2009).
- [31] S. Grutzik, K. Strong, and J. Rimsza, Kinetic model for prediction of subcritical crack growth, crack tip relaxation, and static fatigue threshold in silicate glass, *Journal of Non-Crystalline Solids: X* **0**, 100134 (2022).
- [32] F. Maddalena, D. Percivale, G. Puglisi, and L. Truskinovsky, Mechanics of reversible unzipping, *Continuum Mechanics and Thermodynamics* **21**, 251 (2009).
- [33] Y. Wei, A stochastic description on the traction-separation law of an interface with non-covalent bonding, *Journal of the Mechanics and Physics of Solids* **70**, 227 (2014).
- [34] J. Qian, J. Lin, G.-K. Xu, Y. Lin, and H. Gao, Thermally assisted peeling of an elastic strip in adhesion with a substrate via molecular bonds, *Journal of the Mechanics and Physics of Solids* **101**, 197 (2017).
- [35] T. Yang, X. Yang, R. Huang, and K. M. Liechti, Rate-dependent traction-separation relations for a silicon/epoxy interface informed by experiments and bond rupture kinetics, *Journal of the Mechanics and Physics of Solids* **131**, 1 (2019).
- [36] T. Yang, K. M. Liechti, and R. Huang, A multiscale cohesive zone model for rate-dependent fracture of interfaces, *Journal of the Mechanics and Physics of Solids* **145**, 104142 (2020).
- [37] M. Lei, S. Ren, S. Wang, Z. Zhao, J. Xiao, L. Wen, and X. Hou, A multiscale analysis framework for formation and failure of the thermoplastic interface, *Mechanics of Materials* **168**, 104270 (2022).
- [38] M. Marder, Fluctuations and fracture, *Physical Review Letters* **74**, 4547 (1995).
- [39] M. Marder, Statistical mechanics of cracks, *Physical Review E* **54**, 3442 (1996).
- [40] M. Marder, Effects of atoms on brittle fracture, *International Journal of Fracture* **130**, 517 (2004).
- [41] L. Freund, Characterizing the resistance generated by a molecular bond as it is forcibly separated, *Proceedings of the National Academy of Sciences* **106**, 8818 (2009).
- [42] L. Freund, Brittle crack growth modeled as the forced separation of chemical bonds within a k-field, *Journal of the Mechanics and Physics of Solids* **64**, 212 (2014).
- [43] R. L. B. Selinger, Z.-G. Wang, W. M. Gelbart, and A. Ben-Shaul, Statistical-thermodynamic approach to fracture, *Physical Review A* **43**, 4396 (1991).
- [44] A. Buchel and J. P. Sethna, Statistical mechanics of cracks: Fluctuations, breakdown, and asymptotics of elastic theory, *Physical Review E* **55**, 7669 (1997).
- [45] M. J. Alava, P. K. Nukala, and S. Zapperi, Statistical models of fracture, *Advances in Physics* **55**, 349 (2006).
- [46] J. Sinclair, P. Gehlen, R. Hoagland, and J. Hirth, Flexible boundary conditions and nonlinear geometric effects in atomic dislocation modeling, *Journal of Applied Physics* **49**, 3890 (1978).
- [47] N. Bernstein and D. Hess, Lattice trapping barriers to brittle fracture, *Physical Review Letters* **91**, 025501 (2003).
- [48] J. Luo, B. Deng, K. D. Vargheese, A. Tandia, S. E. DeMartino, and J. C. Mauro, Atomic-scale modeling of crack branching in oxide glass, *Acta Materialia* **216**, 117098 (2021).
- [49] M. Buze and J. R. Kermode, Numerical-continuation-enhanced flexible boundary condition scheme applied to mode-i and mode-iii fracture, *Physical Review E* **103**, 033002 (2021).
- [50] J. M. Rimsza, R. E. Jones, and L. J. Criscenti, Chemical effects on subcritical fracture in silica from molecular dynamics simulations, *Journal of Geophysical Research: Solid Earth* **123**, 9341 (2018).
- [51] J. M. Rimsza, S. J. Grutzik, and R. E. Jones, Inelastic relaxation in silica via reactive molecular dynamics, *Journal of the American Ceramic Society* **105**, 2517 (2022).
- [52] J. Rimsza and A. Ilgen, Water weakening of calcium oxide, *The Journal of Physical Chemistry C* **126**, 9493 (2022).

- [53] W. Gu and D. H. Warner, Dissolution at a ductile crack tip, *Physical Review Letters* **127**, 146001 (2021).
- [54] M. Zhao, W. Gu, and D. H. Warner, Atomic mechanism of near threshold fatigue crack growth in vacuum, *Nature Communications* **13**, 1 (2022).
- [55] M. R. Buche, *Fundamental Theories for the Mechanics of Polymer Chains and Networks*, Ph.D. thesis, Cornell University (2021).
- [56] M. R. Buche, M. N. Silberstein, and S. J. Grutzik, Freely jointed chain models with extensible links, *Physical Review E* **106**, 024502 (2022).
- [57] G. I. Bell, Models for the specific adhesion of cells to cells, *Science* **200**, 618 (1978).
- [58] P. M. Morse, Diatomic molecules according to the wave mechanics. II. Vibrational levels, *Physical Review* **34**, 57 (1929).
- [59] D. A. McQuarrie, *Statistical Mechanics* (University Science Books, 2000).
- [60] R. Zwanzig, *Nonequilibrium Statistical Mechanics* (Oxford University Press, 2001).
- [61] M. R. Buche and M. N. Silberstein, Chain breaking in the statistical mechanical constitutive theory of polymer networks, *Journal of the Mechanics and Physics of Solids* **156**, 104593 (2021).
- [62] R. M. Neumann, On the precise meaning of extension in the interpretation of polymer-chain stretching experiments, *Biophysical journal* **85**, 3418 (2003).
- [63] M. Sützen, M. Sega, and C. Holm, Ensemble inequivalence in single-molecule experiments, *Physical Review E* **79**, 051118 (2009).
- [64] F. Manca, S. Giordano, P. L. Palla, and F. Cleri, On the equivalence of thermodynamics ensembles for flexible polymer chains, *Physica A: Statistical Mechanics and its Applications* **395**, 154 (2014).
- [65] M. R. Buche and M. N. Silberstein, Statistical mechanical constitutive theory of polymer networks: The inextricable links between distribution, behavior, and ensemble, *Physical Review E* **102**, 012501 (2020).
- [66] N. Bleistein and R. A. Handelsman, *Asymptotic Expansions of Integrals* (Ardent Media, 1975).
- [67] C. M. Bender and S. A. Orszag, *Advanced Mathematical Methods for Scientists and Engineers I: Asymptotic Methods and Perturbation Theory* (Springer Science & Business Media, 2013).
- [68] M. Rief, J. M. Fernandez, and H. E. Gaub, Elastically coupled two-level systems as a model for biopolymer extensibility, *Physical Review Letters* **81**, 4764 (1998).
- [69] O. K. Dudko, G. Hummer, and A. Szabo, Intrinsic rates and activation free energies from single-molecule pulling experiments, *Physical Review Letters* **96**, 108101 (2006).
- [70] M. N. Silberstein, K. Min, L. D. Cremar, C. M. Degen, T. J. Martinez, N. R. Aluru, S. R. White, and N. R. Sottos, Modeling mechanophore activation within a crosslinked glassy matrix, *Journal of Applied Physics* **114**, 023504 (2013).
- [71] M. N. Silberstein, L. D. Cremar, B. A. Beiermann, S. B. Kramer, T. J. Martinez, S. R. White, and N. R. Sottos, Modeling mechanophore activation within a viscous rubbery network, *Journal of the Mechanics and Physics of Solids* **63**, 141 (2014).
- [72] M. Tehrani and A. Sarvestani, Effect of chain length distribution on mechanical behavior of polymeric networks, *European Polymer Journal* **87**, 136 (2017).
- [73] A. Argon, A theory for the low-temperature plastic deformation of glassy polymers, *Philosophical Magazine* **28**, 839 (1973).
- [74] M. C. Boyce, D. M. Parks, and A. S. Argon, Large inelastic deformation of glassy polymers. part i: rate dependent constitutive model, *Mechanics of Materials* **7**, 15 (1988).
- [75] O. Hasan, M. Boyce, X. Li, and S. Berko, An investigation of the yield and postyield behavior and corresponding structure of poly (methyl methacrylate), *Journal of Polymer Science Part B: Polymer Physics* **31**, 185 (1993).
- [76] P. Wu and E. Van Der Giessen, On improved network models for rubber elasticity and their applications to orientation hardening in glassy polymers, *Journal of the Mechanics and Physics of Solids* **41**, 427 (1993).
- [77] O. Hasan and M. C. Boyce, A constitutive model for the nonlinear viscoelastic viscoplastic behavior of glassy polymers, *Polymer Engineering & Science* **35**, 331 (1995).
- [78] H. J. Qi and M. C. Boyce, Stress-strain behavior of thermoplastic polyurethanes, *Mechanics of materials* **37**, 817 (2005).
- [79] A. T. Zehnder, *Fracture Mechanics* (Springer Science & Business Media, 2012).
- [80] A. Bedford and K. M. Liechti, *Mechanics of Materials* (Springer Nature, 2019).
- [81] F. Preston, The time factor in the testing of glassware, *Journal of the American Ceramic Society* **18**, 220 (1935).
- [82] S. W. Freiman, S. M. Wiederhorn, and J. J. Mecholsky, Jr, Environmentally enhanced fracture of glass: A historical perspective, *Journal of the American Ceramic Society* **92**, 1371 (2009).
- [83] F. W. DelRio, S. J. Grutzik, W. M. Mook, S. M. Dickens, P. G. Kotula, E. D. Hintsala, D. D. Stauffer, and B. L. Boyce, Eliciting stable nanoscale fracture in single-crystal silicon, *Materials Research Letters* **10**, 728 (2022).
- [84] H. Eyring, Viscosity, plasticity, and diffusion as examples of absolute reaction rates, *The Journal of Chemical Physics* **4**, 283 (1936).
- [85] D. Fotheringham and B. Cherry, The role of recovery forces in the deformation of linear polyethylene, *Journal of Materials Science* **13**, 951 (1978).
- [86] J. Richeton, S. Ahzi, L. Daridon, and Y. Rémond, A formulation of the cooperative model for the yield stress of amorphous polymers for a wide range of strain rates and temperatures, *Polymer* **46**, 6035 (2005).
- [87] N. M. Ames, V. Srivastava, S. A. Chester, and L. Anand, A thermo-mechanically coupled theory for large deformations of amorphous polymers. Part II: Applications, *International Journal of Plasticity* **25**, 1495 (2009).
- [88] M. N. Silberstein and M. C. Boyce, Constitutive modeling of the rate, temperature, and hydration dependent deformation response of nafion to monotonic and cyclic loading, *Journal of Power Sources* **195**, 5692 (2010).
- [89] S. Narayan and L. Anand, Fracture of amorphous polymers: A gradient-damage theory, *Journal of the Mechanics and Physics of Solids* **146**, 104164 (2021).
- [90] A. Argon, Plastic deformation in metallic glasses, *Acta Metallurgica* **27**, 47 (1979).

- [91] P. Steif, F. Spaepen, and J. Hutchinson, Strain localization in amorphous metals, *Acta Metallurgica* **30**, 447 (1982).
- [92] C. A. Schuh, T. C. Hufnagel, and U. Ramamurty, Mechanical behavior of amorphous alloys, *Acta Materialia* **55**, 4067 (2007).
- [93] D. Henann and L. Anand, A constitutive theory for the mechanical response of amorphous metals at high temperatures spanning the glass transition temperature: application to microscale thermoplastic forming, *Acta Materialia* **56**, 3290 (2008).
- [94] A. Dubach, F. H. Dalla Torre, and J. F. Löffler, Constitutive model for inhomogeneous flow in bulk metallic glasses, *Acta Materialia* **57**, 881 (2009).
- [95] M. R. Buche and S. J. Grutzik, *statMechCrack: the Python package for a statistical mechanical model for crack growth*, Zenodo (2022).
- [96] C. R. Harris, K. J. Millman, S. J. van der Walt, R. Gommers, P. Virtanen, D. Cournapeau, E. Wieser, J. Taylor, S. Berg, N. J. Smith, R. Kern, M. Picus, S. Hoyer, M. H. van Kerkwijk, M. Brett, A. Haldane, J. Fernández del Río, M. Wiebe, P. Peterson, P. Gérard-Marchant, K. Sheppard, T. Reddy, W. Weckesser, H. Abbasi, C. Gohlke, and T. E. Oliphant, Array programming with NumPy, *Nature* **585**, 357 (2020).
- [97] P. Virtanen, R. Gommers, T. E. Oliphant, M. Haberland, T. Reddy, D. Cournapeau, E. Burovski, P. Peterson, W. Weckesser, J. Bright, S. J. van der Walt, M. Brett, J. Wilson, K. J. Millman, N. Mayorov, A. R. J. Nelson, E. Jones, R. Kern, E. Larson, C. J. Carey, Í. Polat, Y. Feng, E. W. Moore, J. VanderPlas, D. Laxalde, J. Perktold, R. Cimrman, I. Henriksen, E. A. Quintero, C. R. Harris, A. M. Archibald, A. H. Ribeiro, F. Pedregosa, P. van Mulbregt, and SciPy 1.0 Contributors, SciPy 1.0: Fundamental algorithms for scientific computing in Python, *Nature Methods* **17**, 261 (2020).
- [98] J. D. Hunter, Matplotlib: A 2D graphics environment, *Computing in Science & Engineering* **9**, 90 (2007).
- [99] A. Zee, *Quantum Field Theory in a Nutshell*, 2nd ed. (Princeton University Press, 2010).
- [100] J. M. Haile, *Molecular Dynamics Simulation: Elementary Methods* (Wiley, 1992).