

# Automated Market Makers: Mean-Variance Analysis of LPs Payoffs and Design of Pricing Functions

Philippe BERGAULT\*    Louis BERTUCCI†    David BOUBA‡    Olivier GUÉANT§

## Abstract

We analyze the performance of Liquidity Providers (LPs) providing liquidity to different types of Automated Market Makers (AMMs). This analysis is carried out using a mean / standard deviation viewpoint à la Markowitz, though based on the PnL of LPs compared to that of agents holding coins outside of AMMs. We show that LPs tend to perform poorly in a wide variety of CFMMs under realistic market conditions. We then explore an alternative AMM design in which an oracle feeds the current market exchange rate to the AMM which then quotes a bid/ask spread. This allows us to define an efficient frontier for the performance of LPs in an idealized world with perfect information and to show that the smart use of oracles greatly improves LPs' risk / return profile, even in the case of a lagged oracle.

**Key words:** Automated market makers, cryptocurrencies, DeFi, stochastic optimal control.

## 1 Introduction

With the advent of public and programmable blockchains, it is possible to write arbitrary decentralized applications. Among those applications, a class of protocols, referred to as Decentralized Finance (DeFi hereafter), replicate many financial functionalities into the decentralized world of blockchains.

Decentralized Exchanges (DEX hereafter) are some of the most popular DeFi applications. A DEX attempts to provide a service similar to that of classical trading venues by relying solely on smart contracts written on public and decentralized blockchains. Automated Market Makers (AMM hereafter) are a type of DEX that do not implement an order book like most classical exchanges of the traditional financial markets, but instead propose a new mechanism by which traders can swap one asset against another using a pool of reserves posted by other agents in quest of yield.

Although it is nothing more than a smart contract on a blockchain, an AMM should be regarded, from a financial point of view, as a liquidity pool of two assets.<sup>1</sup> As all liquidity pools, AMMs involve two types of agents: liquidity providers (referred to as LPs) and liquidity takers (referred to as LTs or, more simply, traders). In the case of AMMs, LPs supply reserves to the pool, usually in both assets of the pool. In exchange, they become entitled to a share of the pool that is in line with their supply. LTs in turn use AMMs to trade, that is to swap a given quantity of one asset against the other. The exchange rate proposed by the AMM is based on a pre-defined and public formula that depends on the reserves, the transaction size and the direction of the swap. This function is often called the pricing function, and although it has to be defined in the contract, it can use external data through what is called oracles.

\*Université Paris Dauphine-PSL, Ceremade, 75116, Paris, France, bergault@ceremade.dauphine.fr.

†Institut Louis Bachelier, 75002, Paris, France, louis.bertucci@institutlouisbachelier.org.

‡Swaap Labs, d@swaap.finance.

§Université Paris 1 Panthéon-Sorbonne, Centre d'Economie de la Sorbonne, 106 Boulevard de l'Hôpital, 75642 Paris Cedex 13, France, olivier.gueant@univ-paris1.fr.

<sup>1</sup>There exist AMMs functioning with pools involving more than two assets, but we focus on the two-asset case throughout this paper.

AMMs constitute a new paradigm beyond (i) that of dealer markets (like the global FX market, see [55, 56]) where specific agents – usually banks – provide liquidity to clients and hold risk on their balance sheet, (ii) that of classical order-driven markets organized around limit order books (like most stock markets), and (iii) that of dark pools introduced in the last decades (see [46]). Unlike in dealer markets, any agent can provide liquidity through an AMM. Unlike in limit order books, prices are automatically set by the protocol. Unlike in dark pools, the available liquidity is visible and the price is not defined solely by importing that of another venue. Most importantly, LPs do not provide liquidity to LTs in the case of AMMs: LPs provide liquidity to the pool and LTs take liquidity from the pool. In particular (like for most DeFi applications) AMMs are fully collateralized and neither LPs nor LTs are exposed to any sort of counterparty risk.<sup>2</sup>

To provide a useful service, AMMs should be attractive to both LPs and LTs. From the point of view of LPs, an AMM is an investment vehicle: LPs expect to make money out of their liquidity provision thanks to the transaction fees charged to the LTs. Transaction fees should compensate two forms of cost incurred by LPs. First, LPs incur an opportunity cost as reserves posted in a pool cannot be used elsewhere. Second, when they decide to get out of the pool, LPs usually get back a percentage of the current reserves in the two assets and the asset repartition in the pool may differ from when they entered the pool (because of trades). In most AMMs, in the absence of transaction fees, whenever the exchange rate at the time of withdrawal does not equate that at provision, the convexity of the pricing function induces a loss in comparison to the strategy (called Hodl<sup>3</sup>) that consists in keeping the assets outside of the pool: the so-called impermanent loss.<sup>4</sup> From the point of view of LTs, a given AMM is just another source of liquidity in a fragmented market with classical exchanges and DEXs, including other AMMs. Therefore, an AMM is attractive to a given trader if the pricing function (applied to the available reserves) and the fee scheme result in a competitive exchange rate. Properly designed pricing functions and transaction fees are therefore critical for AMMs.

Although the main mechanisms presented in the above paragraphs could theoretically be applied to any assets, AMMs have mainly been developed in the cryptocurrency sector.<sup>5</sup> Currently, Constant Function Market Makers (CFMMs) are the most popular type of AMMs to swap (crypto)currencies against one another. In CFMMs, the exchange rate for swapping one currency against another is only determined as a function of the reserves in the liquidity pool (and of course the size and side of the prospective transaction). More precisely, each CFMM is characterized by a map<sup>6</sup>  $f : \mathbb{R}_+^* \times \mathbb{R}_+^* \rightarrow \mathbb{R}$ , and pricing works as follows: if  $q^0$  and  $q^1$  denote the respective reserves in currency 0 and 1, then, in the absence of transaction fees, a trader willing to swap  $\Delta q^1$  coins of currency 1 against coins of currency 0 receives  $\Delta q^0$  coins where  $f(q^0 - \Delta q^0, q^1 + \Delta q^1) = f(q^0, q^1)$ . In other words, the pricing function is such that the quantity  $f(q^0, q^1)$  is preserved when there is a trade. Of course, when transaction fees are added, a bit more is paid or a bit less is received by the LT, depending on the setting. The most common CFMMs are Constant Product Market Makers (CPMMs), where  $f(q^0, q^1) = q^0 q^1$ .

In recent years, CFMMs have been studied in the literature. Motivated by the emergence of Uniswap and the volume exchanged through it, the authors of [11] studied the main properties of CPMMs. In particular, they showed that, in the presence of arbitrageurs, the exchange rate proposed by a CPMM for small transactions should be in a range around that of competing venues – the width of the range being determined by transaction fees. Then, they studied the main properties of CPMMs: the no-splitting property, the no-depletion property, etc. They also studied the payoff of LPs in a CPMM as a function of an external asset price when there is no transaction fees (see also [29] and an extension to the case of liquidity concentration as in Uniswap v3 in [30]). Beyond CPMMs, CFMMs have been studied by the authors of [7] in a general multi-coin setting. They introduced a natural notion of trading set and showed that its convexity is key to obtain desirable properties. In the no-transaction-fee case, they also obtained a formula for the value of the pool (and therefore the return of LPs if there is no new liquidity provision) that involves Legendre-Fenchel

<sup>2</sup>To be more precise, LPs are exposed to a technological – or cyber – risk, but as long as the smart contract works as expected, they will be able to withdraw reserves in line with their supply.

<sup>3</sup>Hodl is slang in the cryptocurrency community for holding a cryptocurrency.

<sup>4</sup>This loss is called impermanent because it disappears when the exchange rate comes back to its original value (when liquidity was provided).

<sup>5</sup>Examples of such AMMs include Uniswap (see [2, 3, 4]), Balancer (see [51]), Curve (see [31, 32]), etc. An interesting empirical analysis of Uniswap v3 is [49].

<sup>6</sup>This map is typically increasing in its two variables and has convex level sets.

transforms (see also [9] and Section 2 below for a simple analysis of the returns of LPs in that case). Returns of LPs are also studied in [33] for pricing functions that are geometric means and in [8] under different scenarios with a focus on the key role of curvature. The same group of authors with additional coauthors then shed a new light on their previous works in [6] by embedding several problems involving CFMMs in a convex setting.

Beyond the properties of CFMMs and the returns of LPs in simplified cases, several questions have also been addressed in the literature. The question of the optimal fees is discussed in [34]. That of the take rate (the proportion of the fees kept by the protocol) is addressed in [37]. Strategic liquidity provision is the topic of several papers. With a viewpoint rooted into the classical Kyle/Glosten-Milgrom literature on market microstructure, [12] studies liquidity provision in a CPMM with a focus on equilibrium issues. The authors of [26] and [53] discuss the impact of liquidity concentration (as in Uniswap v3) on liquidity provision strategies. A microstructural and game-theoretical approach is proposed in [23] in which the authors discuss, among many interesting topics, the influence of volatility on the adoption of AMMs. The competition between limit order books and AMMs is also an important topic that is discussed in [13] and [47]. The execution of orders in CFMMs has also been studied in several papers: [10] tackles the static problem of optimal routing across a set of several CFMMs while [25] studies a dynamic problem of optimal execution *à la* Almgren-Chriss on a CFMM.

This paper is a contribution to the quantitative literature on AMMs focusing on the relation between the design and performance of AMMs from the point of view of LPs. Using standard convex analysis, we recover that, in the absence of transaction fees, posting liquidity into a classical CFMM exposes to a concave payoff that is inferior to that of holding coins outside of the pool. Transaction fees should therefore compensate a risk that is fundamentally related to the design of CFMMs. Subsequently, competition between CFMMs cannot reduce transaction fees below a given threshold that depends on market conditions. We therefore plead for the design of AMMs that are more complicated than simple CFMMs.

In fact, this paper explores AMMs in which the pricing function uses some information from another trading venue, on a centralized exchange for instance. Even if a blockchain only has knowledge about on-chain activity, it is possible to feed a smart contract with external data through oracles. This situation is quite similar to that of a traditional market maker in dealer / OTC markets who provides quotes based on an estimation of the exchange rate that is available at the same time. Then, instead of being entirely passive, the AMM can update its bid and offer rates after a trade has occurred or after the oracle has fired a price update. One difference is however that a dealer in traditional FX or corporate bond markets can have and frequently has short positions whereas the liquidity should be present in the pool in the case of an AMM.

In order to compare different AMMs (from the point of view of LPs), we build in this paper a simple mean-variance framework inspired from the so-called modern portfolio theory of the 1950s. However, unlike in the Markowitz case, we always consider the Hodl strategy as a benchmark. Indeed, LPs are by definition already exposed to the market risk of the assets they provide to the liquidity pool. Surprisingly, albeit being of first importance for LPs that seek extra return from their cryptocurrency holdings, such an analysis seems to be missing from the literature.

We also borrow from the modern portfolio theory the concept of efficient portfolios which become in our case efficient market making strategies, i.e. efficient pricing functions. Indeed, we do not only compare the risk / return profile of different existing AMMs, but we also estimate the maximum extra return that a LP could expect for a given level of tracking error with respect to Hodl. Unlike in the Markowitz' case, the efficient frontier cannot be computed in closed form. Nevertheless, the variance of a liquidity provision strategy can be approximated by a simple integral of the inventory path – which corresponds to the quadratic variation of the profit of the LP – and the efficient frontier can subsequently be approximated using a model inspired from the modern literature on market making.

The literature on market making initially started in the 1980s with the seminal work of Ho and Stoll [44, 45] (see also the papers of Amihud and Mendelson [5], and O'Hara and Oldfield [54]), and was revived in 2008 by Avellaneda and Stoikov in [14]. Following the latter paper, market making has become an important

research strand in quantitative finance over the last decade. In [40], Guéant et al. presented a rigorous analysis of the problem introduced by Avellaneda and Stoikov, and proposed closed-form approximations of the optimal quotes in the case of exponential intensities. Instead of the expected utility framework of [14], our model uses the mean / quadratic variation one introduced by Cartea et al. in [28]. Since then, a lot of new features have been progressively added to the initial models: in [24], Cartea et al. studied the impact of parameters ambiguity, Bergault and Guéant considered a framework with various trade sizes in [20], Guéant proposed specific models for certain asset classes with various co-authors (for stock options in [15], for foreign exchange currencies in [16], [17], and [18], and for bonds in [41]), etc.<sup>7</sup> Our model extends the market making models recently introduced to tackle the problem faced by FX dealers, in which exchange rate dynamics are geometric rather than arithmetic, by considering instead of the total PnL, only the extra money (positive or negative) beyond Hodl.

The remaining of the paper is organized as follows. Section 2 provides a simple analysis of CFMMs from the point of view of a representative LP. We show that LPs are naturally exposed to a nonpositive and concave payoff, and therefore must be compensated with a minimal level of trading fees. We subsequently argue that standard CFMMs may not be the best protocols to both attract LPs and satisfy LTs. Section 3 goes beyond the case of standard CFMMs and derives approximations of efficient pricing functions (from the point of view of LPs) for an AMM with perfect information (in particular a perfect exchange rate oracle). Section 4 relaxes the assumptions of Section 3 and treats the case of an imperfect oracle, some misspecification cases and the presence of arbitrages. Section 5 concludes.

## 2 Constant function market makers: a simple analysis

Constant function market makers (CFMMs) constitute one of the simplest mechanisms of automated market making. In CFMMs, the exchange rate for swapping a given number of coins of a currency into coins of another is only determined as a function of the reserves in the liquidity pool, and of course the size of the prospective transaction. In order to study (two-currency) CFMMs, we consider in this section the case of a LP who posts reserves and our goal is to study the evolution with time of their PnL. As in most papers in the literature, we assume that reserves evolve because of transactions, not because of the arrivals or redemptions of LPs.<sup>8</sup> It is noteworthy that, because each LP is entitled to a share of the coins in the pool, we can consider the problem of a representative one that would hold the whole reserves.

In what follows, we shall denote by  $(q_t^0)_{t \geq 0}$  and  $(q_t^1)_{t \geq 0}$  the two processes for the reserves corresponding respectively to the number of coins of currency 0 and currency 1 in the pool (time 0 corresponds to the initial posting of reserves). In the case of a CFMM with no transaction fees, the exchange rate proposed is typically such that the quantity  $f(q_t^0, q_t^1)$  remains constant before and after a trade where  $f : \mathbb{R}_+^* \times \mathbb{R}_+^* \rightarrow \mathbb{R}$  is a strictly convex and continuously differentiable function that is increasing in both its variables.<sup>9</sup> For what follows, it is more practical to use an alternative formulation based on level sets in which reserves always satisfy the equation  $q_t^0 = \psi(q_t^1)$  where  $\psi : \mathbb{R}_+^* \rightarrow \mathbb{R}_+^*$  is assumed to satisfy the following properties:

- $\psi$  is differentiable,
- $\psi$  is strictly convex,
- $\psi$  is decreasing with  $\lim_{q^1 \rightarrow 0^+} \psi(q^1) = +\infty$  and  $\lim_{q^1 \rightarrow +\infty} \psi(q^1) = 0$ .

In other words, if a client wants to sell  $\Delta q^1$  coins of currency 1 to the pool at date  $t$ , he/she will receive  $\Delta q^0$  coins of currency 0 where

$$q_t^0 - \Delta q^0 = \psi(q_t^1 + \Delta q^1), \quad \text{i.e.} \quad \frac{\Delta q^0}{\Delta q^1} = -\frac{\psi(q_t^1 + \Delta q^1) - \psi(q_t^1)}{\Delta q^1}.$$

<sup>7</sup>See the books [27] and [38] for a detailed bibliography on market making.

<sup>8</sup>Modelling the strategic arrival and redemption of LPs requires a game-theoretic framework that goes beyond the scope of this paper.

<sup>9</sup>Of course, in the case of arrival / redemption of liquidity, the quantity changes.

Symmetrically, if a client wants to buy  $\Delta q^1$  coins of currency 1 from the pool at date  $t$ , he/she will pay  $\Delta q^0$  coins of currency 0 where

$$q_t^0 + \Delta q^0 = \psi(q_t^1 - \Delta q^1), \quad \text{i.e.} \quad \frac{\Delta q^0}{\Delta q^1} = \frac{\psi(q_t^1 - \Delta q^1) - \psi(q_t^1)}{\Delta q^1}.$$

Assuming there exists at time  $t$  a market exchange rate  $S_t$  for currency 1 (in terms of currency 0) at which infinitesimal quantities can be traded, we clearly see that there would be an arbitrage opportunity at time  $t$  if  $S_t$  differed from  $-\psi'(q_t^1)$ . Neglecting the existence of bid-ask spreads even for tiny transactions, we write  $S_t = -\psi'(q_t^1)$  and decide to value (in currency 0 terms) any position in currency 1 with exchange rate  $S_t$ .

In such an idealized setting, the PnL at time  $t$  (in currency 0 terms)<sup>10</sup> of the representative LP is therefore

$$\text{PnL}_t = (q_t^0 + S_t q_t^1) - (q_0^0 + S_0 q_0^1)$$

while that of the same agent who would not have posted reserves in the pool would be

$$\text{PnL}_t^{\text{Hodl}} = (q_0^0 + S_t q_0^1) - (q_0^0 + S_0 q_0^1) = (S_t - S_0) q_0^1.$$

To compare those two PnLs, let us define  $\psi^*$  the Legendre-Fenchel transform<sup>11</sup> of  $\psi$ , i.e.

$$\psi^* : p \in \mathbb{R}_-^* \mapsto \sup_{q \in \mathbb{R}_+^*} pq - \psi(q).$$

The maximizer  $q$  in the definition of  $\psi^*(p)$  is uniquely defined by  $\psi'(q) = p$  and it is hence  $q_t^1$  when  $p = -S_t$ . We therefore obtain

$$\psi^*(-S_t) = -q_t^1 S_t - \psi(q_t^1) = -q_t^1 S_t - q_t^0 \quad \text{and} \quad \psi^{*'}(-S_t) = q_t^1.$$

In particular, we have,

$$\text{PnL}_t = \psi^*(-S_0) - \psi^*(-S_t) \quad \text{and} \quad \text{PnL}_t^{\text{Hodl}} = (S_t - S_0) \psi^{*'}(-S_0).$$

Because  $\psi^*$  is strictly convex, its graph lies above the tangent line at all points and we have therefore

$$\text{PnL}_t - \text{PnL}_t^{\text{Hodl}} = \psi^*(-S_0) - \psi^*(-S_t) - (S_t - S_0) \psi^{*'}(-S_0) \leq 0,$$

with equality if and only if  $S_t = S_0$ . This result clearly echoes the notion of impermanent losses since losses vanish if the exchange rate goes back to its value when reserves were added to the pool.

This inequality is fundamental as it claims that, under mild assumptions, there is no benefit in providing liquidity through a CFMM with no fees. The above computations prove also that the payoff of a LP in a CFMM with no fees is not only nonpositive but also concave, i.e. similar to that of an option seller. This means that a minimal level of fees is necessary to incentivize liquidity provision through a CFMM and that competition between CFMMs cannot decrease fees to 0. Although some LPs can make money thanks to transaction fees, the above point is rather negative for the general adoption of CFMM protocols, especially in volatile markets. However CFMMs are just particular cases of AMMs. The main problem with CFMM protocols is that pricing functions depend on reserves only and not on the current market conditions, or at least estimations (oracles) of its main characteristics (current market exchange rate, drift, volatility, liquidity, etc.).

<sup>10</sup>The PnL needs to be accounted in a given currency. We arbitrarily choose currency 0 in what follows.

<sup>11</sup>We restrict the function to the interior of its domain.

### 3 Efficient pricing functions in the perfect information case

In this section, we consider a filtered probability space  $(\Omega, \mathcal{F}, \mathbb{P}; \mathbb{F} = (\mathcal{F}_t)_{t \geq 0})$  satisfying the usual conditions.

In the previous section, the automated market making protocol did not rely on any external information to propose exchange rates. It indeed proposed exchange rates for various transaction sizes based only on the reserves lying in the pool at a given time. We now consider the case where an exogenous market exchange rate is known, for instance the mid-price on a centralized exchange based on a limit order book, like those of Binance, Kraken or Coinbase. This exchange rate is indicative rather than tradable even for infinitesimal sizes but we still denote by  $(S_t)_{t \in \mathbb{R}_+}$  the market exchange rate process, stating the value of currency 1 in terms of currency 0. We assume for it the following dynamics:

$$dS_t = \mu S_t dt + \sigma S_t dW_t,$$

where  $\mu \in \mathbb{R}$  is a known deterministic drift,  $\sigma > 0$  a known deterministic volatility and  $(W_t)_{t \in \mathbb{R}_+}$  a standard Brownian motion.

To study the PnL of LPs on an AMM, we need assumptions on the demand of LTs. To build a parcimonious model, we consider that transaction sizes are labelled in the accounting currency (currency 0) and that transactions are decomposed into two parts: one part corresponding to market exchange rate and another part corresponding to a markup (that might very rarely be a discount) that is accounted in currency 0, whatever the side of the transaction, for the sake of simplicity. More precisely, if a client wants to sell  $z$  coins of currency 0 at time  $t$ , then  $z/S_t$  coins of currency 1 will be offered to him/her and  $z\delta^{0,1}(t, z)$  extra coins of currency 0 will be asked as a markup<sup>12</sup>. Symmetrically, if a client wants to buy  $z$  coins of currency 0 at time  $t$ , then  $z/S_t$  coins of currency 1 will be asked and  $z\delta^{1,0}(t, z)$  out of the total of  $z$  coins of currency 0 will not be transferred to him/her.

We assume that the markups  $(\delta^{0,1}, \delta^{1,0})$  belong to

$$\mathcal{A} := \left\{ \delta = (\delta^{0,1}, \delta^{1,0}) : \Omega \times [0, T] \times \mathbb{R}_+^* \mapsto \mathbb{R}^2 \mid \delta \text{ is } \mathcal{P} \otimes \mathcal{B}(\mathbb{R}_+^*)\text{-measurable} \right. \\ \left. \text{and } \delta^{0,1}(t, z) \wedge \delta^{1,0}(t, z) \geq -C \mathbb{P} \otimes dt \otimes dz \text{ a.e.} \right\},$$

for a given (large) constant  $C > 0$ . Here,  $\mathcal{P}$  denotes the  $\sigma$ -algebra of  $\mathbb{F}$ -predictable subsets of  $\Omega \times [0, T]$  and  $\mathcal{B}(\mathbb{R}_+^*)$  denotes the Borelian sets of  $\mathbb{R}_+^*$ .

In the model, to simplify the analysis, we accumulate these markups in a process  $(X_t)_{t \in [0, T]}$ , separated from the reserves. Its dynamics is

$$dX_t = \int_{z \in \mathbb{R}_+^*} z \delta^{0,1}(t, z) J^{0,1}(dt, dz) + \int_{z \in \mathbb{R}_+^*} z \delta^{1,0}(t, z) J^{1,0}(dt, dz),$$

with  $X_0 = 0$ , where  $J^{0,1}(dt, dz)$  and  $J^{1,0}(dt, dz)$  are two  $\mathbb{R}_+^*$ -marked point processes modelling transactions through which the AMM sells currency 1 and receives currency 0 (for  $J^{0,1}(dt, dz)$ ) and transactions through which the AMM sells currency 0 and receives currency 1 (for  $J^{1,0}(dt, dz)$ ).

These marked point processes also allow to write the dynamics of the reserves:

$$dq_t^0 = \int_{z \in \mathbb{R}_+^*} z (J^{0,1}(dt, dz) - J^{1,0}(dt, dz)) \quad \text{and} \quad dq_t^1 = \int_{z \in \mathbb{R}_+^*} \frac{z}{S_t} (J^{1,0}(dt, dz) - J^{0,1}(dt, dz)).$$

Because we are interested in the PnL of a LP compared to that of an agent who would have held the coins outside of the AMM, we introduce the following two processes:

$$(Y_t^0)_{t \in \mathbb{R}_+} = ((q_t^0 - q_0^0))_{t \in \mathbb{R}_+} \quad \text{and} \quad (Y_t^1)_{t \in \mathbb{R}_+} = ((q_t^1 - q_0^1) S_t)_{t \in \mathbb{R}_+}.$$

<sup>12</sup> $\delta^{0,1}(t, z)$ , converted in basis points, could be regarded as “mid”-to-bid and ask-to-“mid” in basis points.

Their dynamics are given by:

$$dY_t^0 = \int_{z \in \mathbb{R}_+^*} z (J^{0,1}(dt, dz) - J^{1,0}(dt, dz)) \quad \text{and} \quad dY_t^1 = \mu Y_t^1 dt + \sigma Y_t^1 dW_t + \int_{z \in \mathbb{R}_+^*} z (J^{1,0}(dt, dz) - J^{0,1}(dt, dz)).$$

We assume that the processes  $J^{0,1}(dt, dz)$  and  $J^{1,0}(dt, dz)$  have known intensity kernels given respectively by  $(\nu_t^{0,1}(dz))_{t \in \mathbb{R}_+}$  and  $(\nu_t^{1,0}(dz))_{t \in \mathbb{R}_+}$ , verifying

$$\nu_t^{0,1}(dz) = \Lambda^{0,1}(z, \delta^{0,1}(t, z)) \mathbb{1}_{\{q_{t-}^1 \geq \frac{z}{S_t}\}} m(dz) \quad \text{and} \quad \nu_t^{1,0}(dz) = \Lambda^{1,0}(z, \delta^{1,0}(t, z)) \mathbb{1}_{\{q_{t-}^0 \geq z\}} m(dz),$$

where  $m$  is a measure (typically Lebesgue or discrete) and  $\Lambda^{0,1}$  and  $\Lambda^{1,0}$  are called the intensity functions of the processes  $J^{0,1}(dt, dz)$  and  $J^{1,0}(dt, dz)$  respectively. In the standard literature on OTC market making (see [17] or [20], for instance), these intensity functions (which correspond to the demand curve of LTs) are assumed of the logistic type, i.e.

$$\Lambda^{0,1}(z, \delta) = \lambda^{0,1}(z) \frac{1}{1 + e^{\alpha^{0,1}(z) + \beta^{0,1}(z)\delta}} \quad \text{and} \quad \Lambda^{1,0}(z, \delta) = \lambda^{1,0}(z) \frac{1}{1 + e^{\alpha^{1,0}(z) + \beta^{1,0}(z)\delta}},$$

where  $\lambda^{0,1}(z)m(dz)$  and  $\lambda^{1,0}(z)m(dz)$  describe the maximum number of transactions of size in  $[z, z + dz]$  per unit of time (the height of the demand curve) and  $\alpha^{0,1}(z)$ ,  $\beta^{0,1}(z)$ ,  $\alpha^{1,0}(z)$ , and  $\beta^{1,0}(z)$  the shape of the demand curve, in particular the sensitivity to the markups. It is noteworthy that indicator functions represent the impossibility for the AMM to propose exchange rates for transactions that cannot occur because reserves are too low in the demanded currency.

The PnL minus the PnL of Hodl at time  $T$ , hereafter the excess PnL, of a LP is therefore given by

$$\begin{aligned} X_T + Y_T^0 + Y_T^1 &= \int_0^T \int_{z \in \mathbb{R}_+^*} z \delta^{0,1}(t, z) J^{0,1}(dt, dz) + \int_0^T \int_{z \in \mathbb{R}_+^*} z \delta^{1,0}(t, z) J^{1,0}(dt, dz) \\ &\quad + \int_0^T \int_{z \in \mathbb{R}_+^*} z (J^{0,1}(dt, dz) - J^{1,0}(dt, dz)) + \int_0^T \mu Y_t^1 dt + \int_0^T \sigma Y_t^1 dW_t \\ &\quad + \int_0^T \int_{z \in \mathbb{R}_+^*} z (J^{1,0}(dt, dz) - J^{0,1}(dt, dz)) \\ &= \int_0^T \int_{z \in \mathbb{R}_+^*} z \delta^{0,1}(t, z) J^{0,1}(dt, dz) + \int_0^T \int_{z \in \mathbb{R}_+^*} z \delta^{1,0}(t, z) J^{1,0}(dt, dz) \\ &\quad + \int_0^T \mu Y_t^1 dt + \int_0^T \sigma Y_t^1 dW_t. \end{aligned} \tag{1}$$

We see that the excess PnL can be decomposed into two parts: one corresponding to the markups accumulated by the AMM and the other corresponding to the difference between our position and that of the Hodl strategy. In particular, it contains jump terms and a Brownian term. To better understand the risk / return profile associated with this expression, we nevertheless use the mean / standard deviation plan that has been commonly used in portfolio management since the emergence of the Markowitz model in the 1950s.<sup>13</sup>

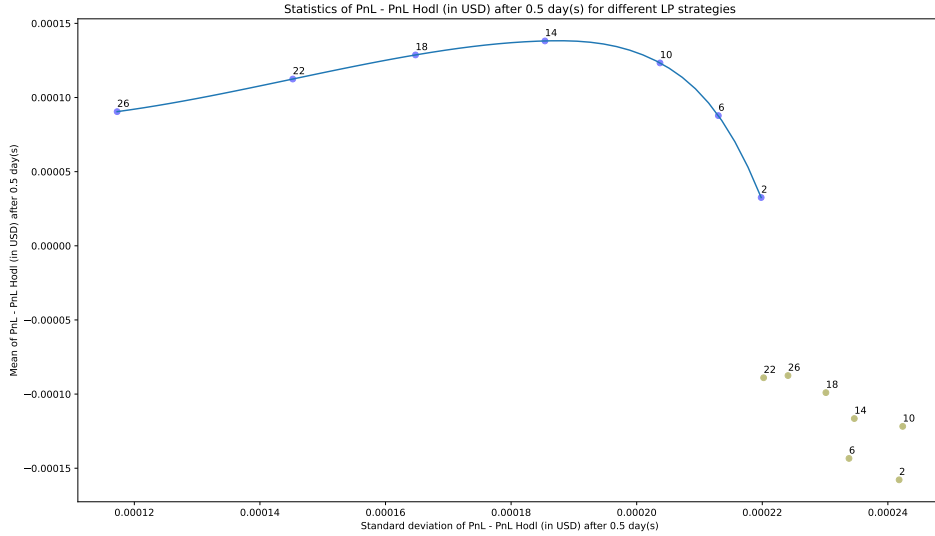
In what follows, we are going to study the excess PnL for various strategies. In order to illustrate our findings, we use throughout the paper (unless otherwise stated, see Section 4) a market simulator based on a time-discretized version of the above framework, with the following realistic parameters:

- Currency 0: USD, Currency 1: ETH
- Initial exchange rate: 1600 USD per ETH
- Drift:  $\mu = 0 \text{ day}^{-1}$
- Volatility:  $\sigma = 0.052 \text{ day}^{-1}$  (it corresponds to an annualized volatility of 100%)

<sup>13</sup>Unlike in the classical Markowitz model, we use the mean and standard deviation of the excess PnL.

- Single transaction size: 4000 USD (i.e.  $m$  is a Dirac mass)
- Parameters of intensity functions:  $\lambda^{0,1} = \lambda^{1,0} = 100 \text{ day}^{-1}$ ,  $\alpha^{0,1} = \alpha^{1,0} = -1.8$ ,  $\beta^{0,1} = \beta^{1,0} = 1300 \text{ bps}^{-1}$  (this corresponds to an average of 86 trades per day when the proposed exchange rate always equals the market exchange rate, 96 trades per day when the proposed exchange rate is the market exchange rate improved by 10 bps, and 62 trades per day when the proposed exchange rate is the market exchange rate worsen by 10 bps)
- Initial inventory: 2000000 USD and 1250 ETH
- Time horizon:  $T = 0.5$  day.

A first set of naive strategies consists in choosing  $\delta^{0,1}$  and  $\delta^{1,0}$  constant in time. It is interesting to compare, in our idealized setting with perfect information, the performance of these naive strategies to the performance of CPMMs. For that purpose, we perform Monte-Carlo simulations and plot the results in Figure 1.



**Figure 1:** Performance of different strategies in terms of mean / standard deviation of excess PnL. In blue: naive strategies with constant  $\delta^{0,1}, \delta^{1,0}$  (the numbers next to the points correspond to the value of  $\delta^{0,1}$  and  $\delta^{1,0}$  in bps). In light green: CPMM with transaction fees (the numbers next to the points correspond to the transaction fees in bps).

Although this first graph corresponds to an idealized world where the market exchange rate is perfectly known at all times (and where there is therefore no arbitrage), it sheds light on the intrinsic limitations of CPMMs. In our setting, CPMMs underperform indeed naive strategies both in terms of expected excess PnL and in terms of standard deviation. Of course, naive strategies with constant transaction fees are unrealistic because any AMM based on such rules would not be robust to the introduction of partial information: in the presence of an arbitrage opportunity due to mispricing, the pool would indeed be depleted from one of the two assets!

To better illustrate the fundamental inefficiency of CPMMs (and more generally AMMs independent of market exchange rate oracles), we now go beyond naive strategies and look for strategies that both rely on the market exchange rate and on the available reserves. In fact, we focus on deriving the optimal strategy in this framework with perfect information for an objective function that is not exactly a mean-variance one but rather a mean-quadratic-variation one that is almost equivalent but more practical to use the tools of optimal control theory. From Equation (1), we see that the quadratic variation of the excess PnL process



at time  $T$  is given by  $\int_0^T \sigma^2(Y_t^1)^2 dt$ . Therefore, for each  $\gamma > 0$ ,<sup>14</sup> we introduce the following problem:

$$\sup_{(\delta^{0,1}, \delta^{1,0}) \in \mathcal{A}} \mathbb{E} \left[ \int_0^T \left\{ \int_{z \in \mathbb{R}_+^*} \left( z \delta^{0,1}(t, z) \Lambda^{0,1}(z, \delta^{0,1}(t, z)) \mathbb{1}_{\{q_t^1 \geq \frac{z}{s_t}\}} \right. \right. \right. \\ \left. \left. \left. + z \delta^{1,0}(t, z) \Lambda^{1,0}(z, \delta^{1,0}(t, z)) \mathbb{1}_{\{q_t^0 \geq z\}} \right) m(dz) + \mu Y_t^1 - \frac{\gamma}{2} \sigma^2(Y_t^1)^2 \right\} dt \right].$$

This control problem has 4 state variables and is therefore hardly tractable numerically. Nevertheless, it is noteworthy that for moderate values of  $\mu$ , the quadratic penalty provides an incentive to keep the composition of the pool close to the initial one. Therefore, the no-depletion constraints (which translated into indicators in the above formula) can be regarded as superfluous, and we subsequently make an approximation by removing them.<sup>15</sup> In other words, we consider the following modified objective function:

$$\mathbb{E} \left[ \int_0^T \left\{ \int_{z \in \mathbb{R}_+^*} \left( z \delta^{0,1}(t, z) \Lambda^{0,1}(z, \delta^{0,1}(t, z)) + z \delta^{1,0}(t, z) \Lambda^{1,0}(z, \delta^{1,0}(t, z)) \right) m(dz) + \mu Y_t^1 - \frac{\gamma}{2} \sigma^2(Y_t^1)^2 \right\} dt \right].$$

It is noteworthy that this new problem only depends on one state variable,  $Y^1$ , whose dynamics is Markovian. It can be addressed with classical tools of stochastic optimal control. For that purpose, we introduce the value function  $\theta : [0, T] \times \mathbb{R} \rightarrow \mathbb{R}$  associated with this stochastic control problem. It is well known that  $\theta$  solves the following Hamilton-Jacobi-Bellman equation:

$$\begin{cases} 0 = \partial_t \theta(t, y) + \mu y - \frac{\gamma}{2} \sigma^2 y^2 + \frac{1}{2} \sigma^2 y^2 \partial_{yy}^2 \theta(t, y) \\ \quad + \int_{\mathbb{R}_+^*} \left( z H^{0,1} \left( z, \frac{\theta(t, y) - \theta(t, y - z)}{z} \right) + z H^{1,0} \left( z, \frac{\theta(t, y) - \theta(t, y + z)}{z} \right) \right) m(dz), \\ \theta(T, y) = 0, \end{cases} \quad (2)$$

where

$$H^{0,1} : (z, p) \in \mathbb{R}_+^* \times \mathbb{R} \mapsto \sup_{\delta \geq -C} \Lambda^{0,1}(z, \delta)(\delta - p) \text{ and } H^{1,0} : (z, p) \in \mathbb{R}_+^* \times \mathbb{R} \mapsto \sup_{\delta \geq -C} \Lambda^{1,0}(z, \delta)(\delta - p).$$

Using the same ideas as in [39], we see that for  $i \neq j \in \{0, 1\}$ , the supremum in the definition of  $H^{i,j}(z, p)$  is reached at a unique  $\bar{\delta}^{i,j}(z, p)$  given by

$$\bar{\delta}^{i,j}(z, p) = (\Lambda^{i,j})^{-1} \left( z, -\partial_p H^{i,j}(z, p) \right)$$

where for all  $z$ ,  $(\Lambda^{i,j})^{-1}(z, \cdot)$  denotes the inverse function of  $\Lambda^{i,j}(z, \cdot)$ . Moreover, the markups that maximize our modified objective function are obtained in the following form

$$\delta^{0,1*}(t, z) = \bar{\delta}^{0,1} \left( z, \frac{\theta(t, Y_{t-}^1) - \theta(t, Y_{t-}^1 - z)}{z} \right) \quad (3)$$

and

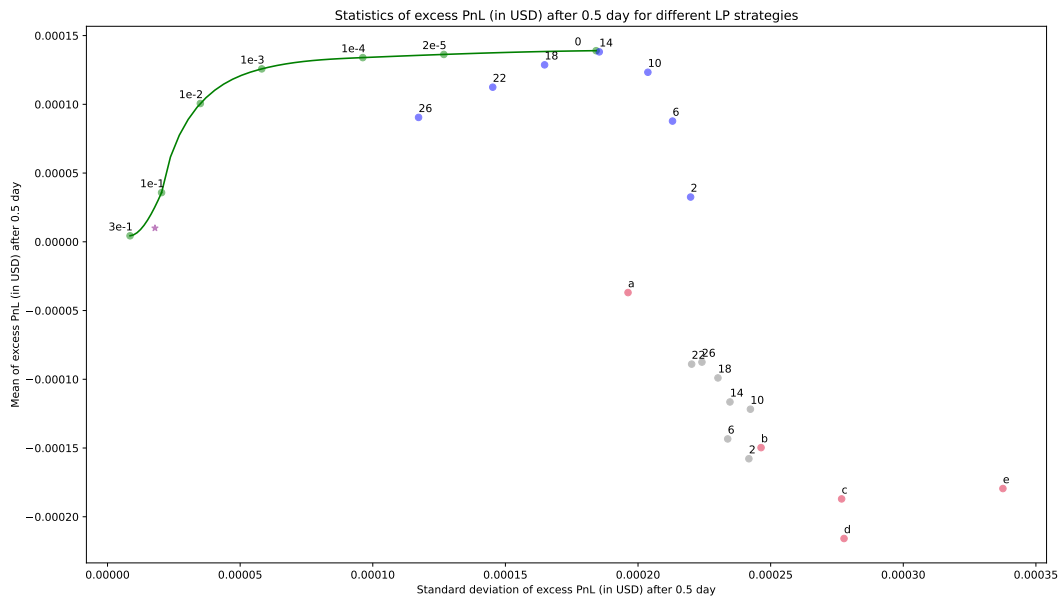
$$\delta^{1,0*}(t, z) = \bar{\delta}^{1,0} \left( z, \frac{\theta(t, Y_{t-}^1) - \theta(t, Y_{t-}^1 + z)}{z} \right). \quad (4)$$

In practice, in order to solve the above stochastic optimal control problem, we proceed in two steps: first, we approximate numerically the solution to the HJB equation (2) using an implicit Euler scheme; then we plug this approximate solution in Equations (3) and (4) to obtain the associated markups.

<sup>14</sup> $\gamma$  can be seen as a risk aversion parameter, or as a Lagrange multiplier as in the Markowitz framework.

<sup>15</sup>In fact, we observe empirically that with the markups obtained using this approach, the reserves remain indeed positive at all times, i.e. the constraints are not binding.

We plot in Figure 2 the performance of AMMs that would implement the pricing functions associated with the markups we derived using the above control problem. The quadratic variation of the excess PnL process is a very good proxy for its variance, because most of the risk comes from the Brownian term which contributes to the quadratic variation, and not from the jump terms which do not. Therefore, the curve we obtain can be regarded as a good approximation of the efficient frontier in the mean / standard deviation plan. This efficient frontier must be seen as an upper bound for the performance of AMMs, which can be attained only in an idealized setting where all the market parameters are perfectly known at all time. In particular, to implement an allegedly efficient pricing function (for a given  $\gamma > 0$ ), an AMM would need an oracle for the market exchange rate, an oracle for the drift, an oracle for the volatility, and oracles for the intensity parameters.



**Figure 2:** Performance of strategies in terms of mean / standard deviation of excess PnL. In blue: naive strategies with constant  $\delta^{0,1}$ ,  $\delta^{1,0}$  (the number next to the point corresponds to the value of  $\delta^{0,1}$  and  $\delta^{1,0}$  in bps). In grey: CPMM with fees (the numbers next to the points correspond to the transaction fees in bps). In pink: CFMM without market exchange rate oracle as described in [31, 32] for different sets of realistic parameters. In purple (\*): CFMM with market exchange rate oracle as described in [21]. In green: efficient frontier, obtained using the optimal markups for different levels of risk aversion (the numbers next to the points correspond to the value of  $\gamma$ ).

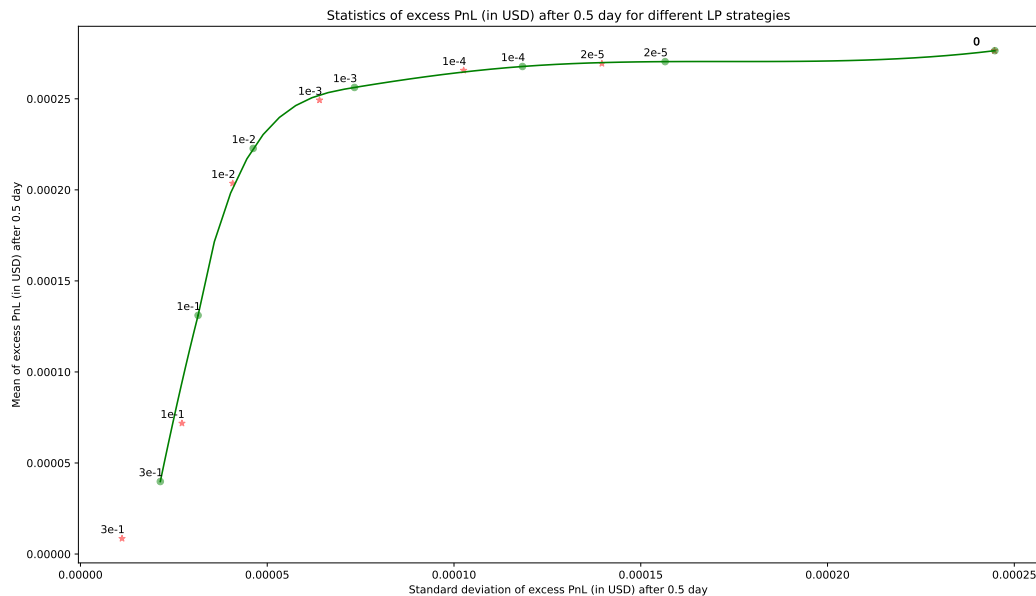
The efficient frontier is parameterized by  $\gamma$ . Unsurprisingly, when  $\gamma$  is large (i.e. large risk aversion), the optimal strategy consists in providing liquidity at a very high cost, and the resulting risk / return profile gets close to the origin  $(0,0)$ . As  $\gamma$  decreases, the efficient frontier describes an increasing curve that stops (unlike in the Markowitz case) at  $\gamma = 0$ , at a point corresponding to the maximum expected excess PnL. In Figure 2, we also documented the risk / return profile of several existing protocols. Our results clearly exemplify the underperformance of AMMs that do not use oracles.

## 4 Misspecification, partial information and arbitrages

An AMM is based on a smart contract which can only make assumptions on the value of the different parameters of the model: drift, volatility and liquidity parameters. In practice, the drift is highly unpredictable, volatility is not constant and there are volatility clusters, and liquidity varies depending on market

conditions. Because the parameters input in the smart contract will never actually fit the realized ones, it is of the utmost importance to study the impact of misspecification on the risk / return profile of allegedly efficient strategies, i.e. what happens if the realized drift, volatility and liquidity parameters do not match those used in the smart contract.

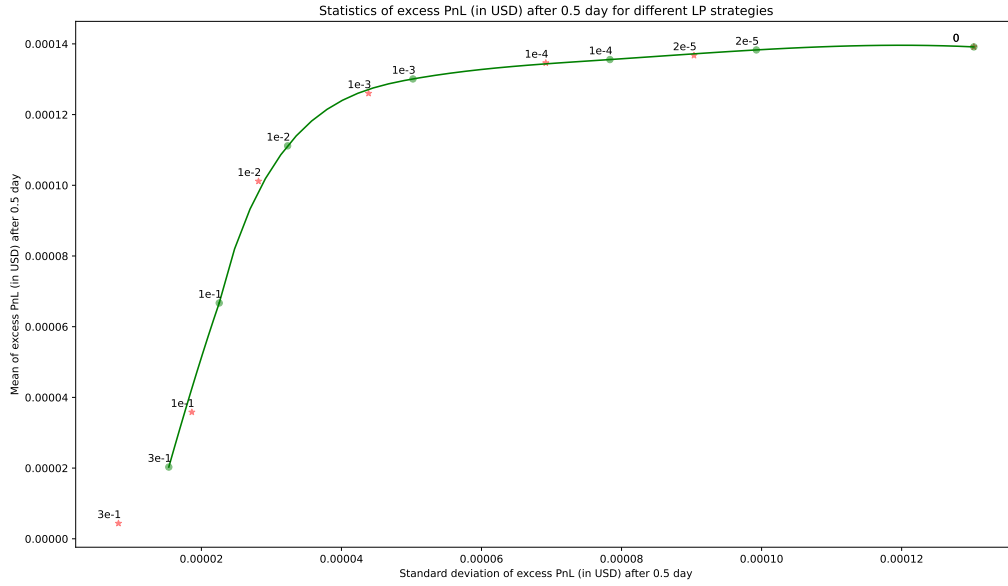
In Figure 3, we consider the case where the parameters of the strategy correspond to those used in the previous section with  $\lambda^{0,1} = \lambda^{1,0} = 100 \text{ day}^{-1}$ , but the actual liquidity parameters  $\lambda^{0,1}$  and  $\lambda^{1,0}$  input in the simulator are twice as big. We compare the results to the efficient frontier under the high liquidity regime, and observe that the misspecified strategies remain close to the efficient frontier, with a shift toward higher risk aversions.



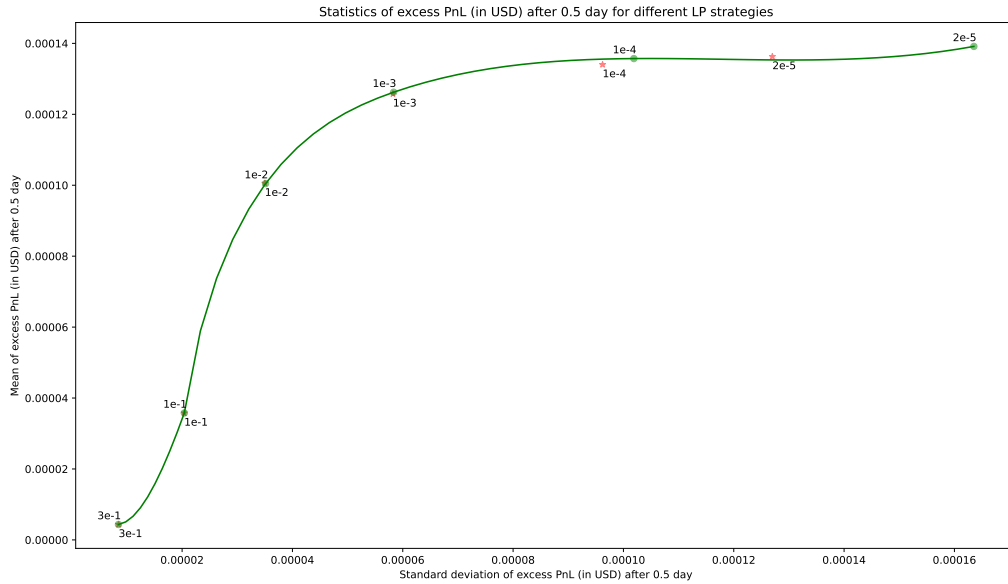
**Figure 3:** Performance of strategies in terms of mean / standard deviation of excess PnL when  $\lambda^{0,1} = \lambda^{1,0} = 200 \text{ day}^{-1}$ . In green: efficient frontier, obtained with the efficient strategy for different levels of risk aversion with perfect information. In pink: performance of the misspecified strategy obtained with  $\lambda^{0,1} = \lambda^{1,0} = 100 \text{ day}^{-1}$  for different levels of risk aversion. The numbers next to the points correspond to the value of  $\gamma$ .

In Figure 4, we consider the case where the parameters of the strategy correspond to those used in the previous section when the annualized volatility is 100% ( $\sigma = 1 \text{ year}^{-1}$ ), but the actual volatility input in the simulator is equal to 70% ( $\sigma = 0.7 \text{ year}^{-1}$ ). We compare the results to the efficient frontier under the low volatility regime, and observe that the misspecified strategies remain close to the efficient frontier, with a shift toward higher risk aversions.

The latter result is expected from the form of Equation (2). Indeed, if we neglect the Laplacian term ( $\frac{1}{2}\sigma^2 y^2 \partial_{yy}^2 \theta(t, y)$ ) in the equation (which typically only marginally affects the result), then the parameter  $\sigma$  only appears multiplied by the risk aversion parameter  $\gamma$ , and therefore a change in  $\sigma$  can be interpreted as a change in  $\gamma$ . In fact, the results shown in Figures 3 and 4 can be explained theoretically. Indeed, in the absence of drift and ignoring the Laplacian term, it can be shown that when  $\lambda^{0,1} = \lambda^{1,0} =: \lambda$ , misspecifying  $\lambda$  or  $\sigma$  has the same effect as choosing another  $\gamma$ , because the solution to Equation (2) depends only on the ratio  $\frac{\lambda}{\gamma\sigma^2}$ . This in line with the observation made in [17].



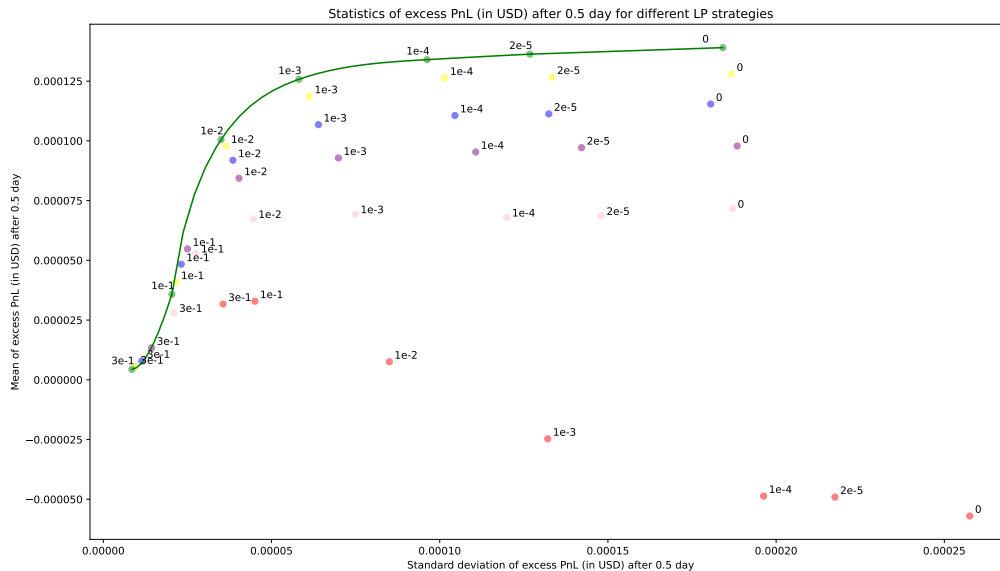
**Figure 4:** Performance of strategies in terms of mean / standard deviation of excess PnL when  $\sigma = 0.7 \text{ year}^{-1}$ . In green: efficient frontier, obtained with the efficient strategy for different levels of risk aversion with perfect information. In pink: performance of the misspecified strategy obtained with  $\sigma = 1 \text{ year}^{-1}$  for different levels of risk aversion. The numbers next to the points correspond to the value of  $\gamma$ .



**Figure 5:** Performance of strategies in terms of mean / standard deviation of excess PnL when  $\mu = 0.4 \text{ year}^{-1}$ . In green: efficient frontier, obtained with the efficient strategy for different levels of risk aversion with perfect information. In pink: performance of the misspecified strategy obtained with  $\mu = 0 \text{ year}^{-1}$  for different levels of risk aversion. The numbers next to the points correspond to the value of  $\gamma$ .

Finally, we consider in Figure 5 the case where the parameters of the strategy correspond to those used in the previous section with no drift, but the actual drift input in the simulator is equal to 40% ( $\mu = 0.4 \text{ year}^{-1}$ ). We compare the results to the efficient frontier under the positive drift regime, and observe that the misspecified strategies remain close to the efficient frontier. It is noteworthy that we did not compute the points corresponding to no risk aversion ( $\gamma = 0$ ) because the optimal strategy of any risk-neutral agent with a view on the drift is to get an infinite directional position: here, this means that the AMM should deplete itself from one of the two assets.

In the previous paragraphs, we dealt with misspecifications of the market parameters. One of the main limitation of the above model with perfect information is also the assumption that the market exchange rate is known at all time. Although it is possible to feed a smart contract with external data through oracles, this can only be done at discrete times, i.e. an AMM cannot observe the market exchange rate continuously. It is therefore interesting to observe how the strategy derived above perform under more realistic conditions, when the AMM only gets a market exchange rate update at discrete times through an oracle, but assuming that the demand curves are defined based on the continuous market exchange rate.<sup>16</sup> We show the results in Figure 6.

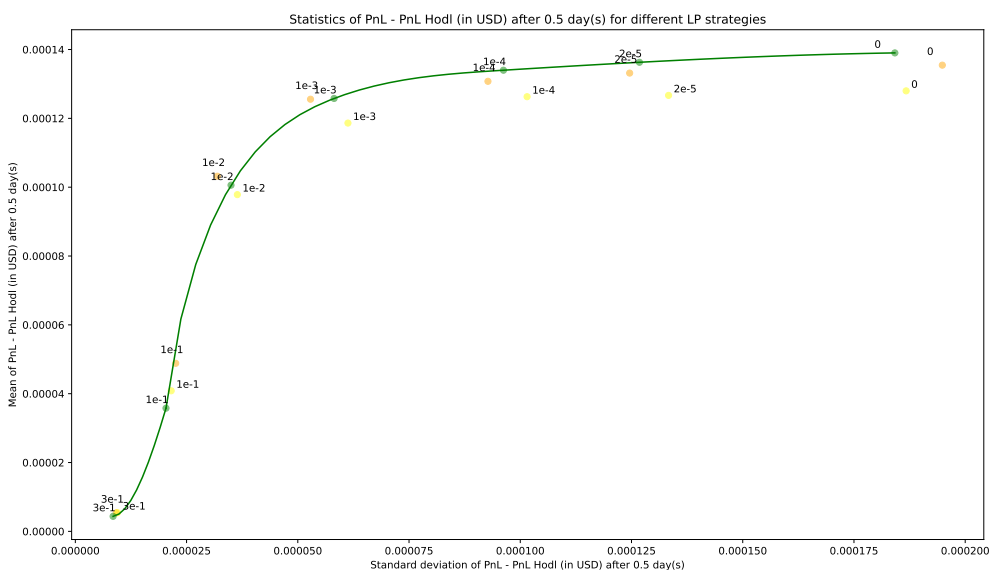


**Figure 6:** Performance of the efficient strategies in terms of mean / standard deviation of excess PnL, obtained by playing the efficient strategies for different levels of risk aversion with different oracle delays: perfect information (in green), 10 seconds delay (in yellow), 30 seconds delay (in blue), 1 minute delay (in purple), 5 minutes delay (in pink), 30 minutes delay (in red). The number next to the point corresponds to the value of  $\gamma$ .

We clearly see that the performances move away from the efficient frontier, and this effect increases with the delay. More specifically, for high risk aversions, the delay tends to increase the expected excess PnL, whereas for low risk aversions, it decreases it. This is explained by the fact that an AMM with low risk aversion typically offers a very narrow spread, and in conjunction with the delay, the market exchange rate would often move outside of the spread, in which case many trades tend to result in a loss for the protocol. Conversely, an AMM with a high risk aversion typically offers a very large spread, therefore even in the presence of a (realistic) delay, the market exchange rate rarely gets out of the spread, but as it gets closer to one of its side it increases the probability of a trade occurring, hence increasing the excess PnL of the protocol (and acting roughly as a shift toward lower risk aversions).

<sup>16</sup>An update can only happen within a block, and blocks are created at discrete times.

Partial information regarding the market exchange rate can sometimes result in arbitrage opportunities for LTs. These arbitrage opportunities are already taken into account in the demand curves modeled by the intensity functions, though not in a systematic way. In other words, if a price appears to be very good for LTs, the probability that a transaction occurs is very high in our model. In practice however, there exists a category of agents, called arbitrageurs, who systematically exploit arbitrage opportunities: they trade with the AMM until arbitrage opportunities disappear.<sup>17</sup> The above analysis regarding market exchange rate oracles can then only be complete if we take into account these arbitrageurs. In practice, arbitrageurs can represent a significant volume as soon as the market exchange rate moves outside of the spread offered by the AMM, and we compare in Figure 7 the performance of the efficient strategies in the presence of a delayed oracle and with arbitrageurs. We also provide in Figure 8 a complete risk / return analysis of the different strategies studied in this paper, in the presence of arbitrageurs and imperfect information (for those relying on oracles).



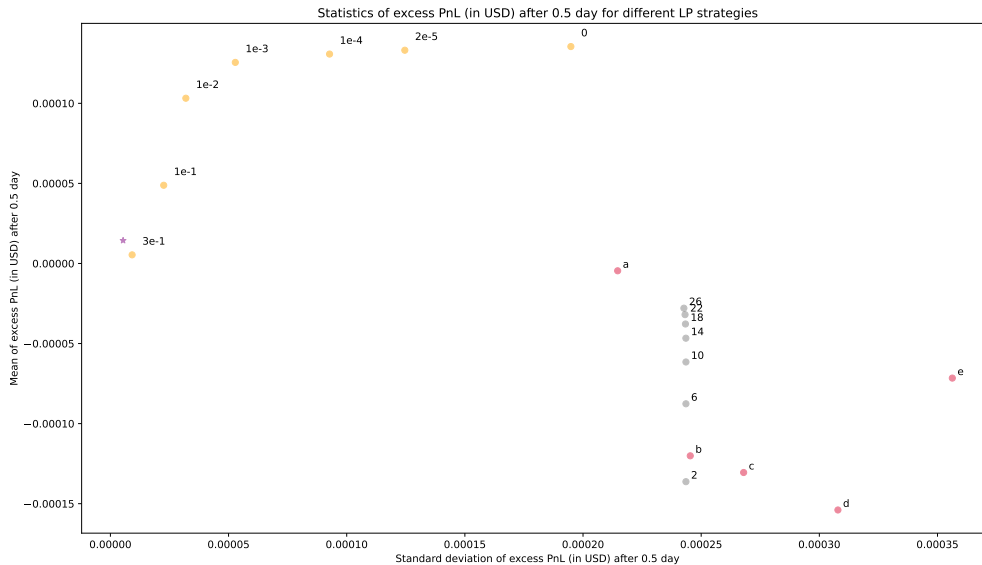
**Figure 7:** Performance of the previous optimal strategy in terms of mean / standard deviation of excess PnL. In green: efficient frontier, obtained by playing the optimal strategy for different levels of risk aversion with perfect information. In yellow: performance of the same optimal strategy for different levels of risk aversion with a discrete oracle. In orange: performance of the same optimal strategy for different levels of risk aversion with a discrete oracle and with arbitrage flow. The number next to the point corresponds to the value of  $\gamma$ .

What we observe in Figure 7 is that the presence of arbitrageurs who systematically and continuously keep the offered exchange rate in a narrow range around the market exchange rate tends to increase the expected excess PnL and reduce risk. This may sound counter-intuitive, but it comes from the fact that those arbitrageurs actually “protect” the AMM against trades with traditional LTs at prices even further away from the market exchange rate. Of course, the efficient frontier documented in Figure 7 does not take into account this additional flow. Building a model that would internalize both delayed oracles and (systematic) arbitrageurs and allow to derive optimal strategies in this context remains an open problem.

Figure 8 confirms that the use of a market exchange rate oracle, even delayed, really makes a difference in terms of risk / return profile. On the other hand, it is important to note that introducing an oracle creates a fundamentally different protocol which relies on external data, while CFMMs take care of the

<sup>17</sup>Of course, these arbitrages come with a cost for arbitrageurs, who still have to pay the fees associated with a swap on an other (centralized) exchange. In our case, we assume a proportional cost of 7.5 bps. Moreover, note that in our simulations, arbitrageurs trade a size that is optimal for them – and thus does not necessarily correspond to the size of the other trades.

price discovery mechanism on their own. One of the issues with oracles (as noted in [58] and then in [50]), is that they could be manipulated. Using an oracle in an AMM protocol should therefore be performed carefully in order for LPs to really achieve the promised better risk-adjusted performance (for a detailed explanation of the next generation of decentralized oracles see [22]).



**Figure 8:** Performance of strategies in terms of mean / standard deviation of excess PnL with a discrete oracle and with arbitrage flow. In grey: CPMM with fees. In pink: CFMM without market exchange rate oracle as described in [31, 32] for different sets of realistic parameters. In purple ( $\star$ ): CFMM with market exchange rate oracle as described in [21]. In orange: performance of the efficient strategies for different levels of risk aversion.

## 5 Conclusion

The analysis of AMM protocols from the point of view of LPs is often overlooked. In this paper, we provide a brand new analysis in a mean / standard deviation framework inspired from both Markowitz’ modern portfolio theory and the recent literature on optimal market making. However, unlike in the existing TradFi literature, but in line with previous studies of impermanent loss, we perform the analysis of LPs’ performance relative to that of the buy and hold strategy.

We show that traditional CFMMs (including CPMMs) with different level of transaction fees perform poorly relative to the efficient frontier and very often exhibit negative excess PnL. Those results are robust to the presence of arbitrageurs.

Allowing an AMM to get information about the current market exchange rate (through an oracle) can significantly improve performance. Such an AMM would quote a bid / ask spread around the current market exchange rate based on the information it obtains from the oracle. This design significantly reduces the volatility of the excess PnL while delivering a positive excess PnL on average. This results is robust to the presence of a sparse oracle, when the AMM only observes the market exchange rate at discrete times rather than continuously.

While introducing an oracle in the AMM design can significantly improve the risk-adjusted performance of LPs, it comes at the cost that the oracle itself should be carefully designed to avoid introducing additional attack vectors.

## Statement and acknowledgment

The research carried out for this paper benefited from the support of the Research Program “Decentralized Finance and Automated Market Makers”, a Research Program under the aegis of Institut Europlace de Finance, in partnership with “Swaap Labs”.

## References

- [1] Frédéric Abergel, Côme Huré, and Huyên Pham. Algorithmic trading in a microstructural limit order book model. *Quantitative Finance*, 20(8):1263–1283, 2020.
- [2] Hayden Adams. Uniswap whitepaper. 2018.
- [3] Hayden Adams, Noah Zinsmeister, and Dan Robinson. Uniswap v2 core, 2020. 2020.
- [4] Hayden Adams, Noah Zinsmeister, Moody Salem, River Keefer, and Dan Robinson. Uniswap v3 core, 2021.
- [5] Yakov Amihud and Haim Mendelson. Dealership market: Market-making with inventory. *Journal of financial economics*, 8(1):31–53, 1980.
- [6] Guillermo Angeris, Akshay Agrawal, Alex Evans, Tarun Chitra, and Stephen Boyd. Constant function market makers: Multi-asset trades via convex optimization. *arXiv preprint arXiv:2107.12484*, 2021.
- [7] Guillermo Angeris and Tarun Chitra. Improved price oracles: Constant function market makers. In *Proceedings of the 2nd ACM Conference on Advances in Financial Technologies*, pages 80–91, 2020.
- [8] Guillermo Angeris, Alex Evans, and Tarun Chitra. When does the tail wag the dog? Curvature and market making. *arXiv preprint arXiv:2012.08040*, 2020.
- [9] Guillermo Angeris, Alex Evans, and Tarun Chitra. Replicating market makers. *arXiv preprint arXiv:2103.14769*, 2021.
- [10] Guillermo Angeris, Alex Evans, Tarun Chitra, and Stephen Boyd. Optimal routing for constant function market makers. In *Proceedings of the 23rd ACM Conference on Economics and Computation*, pages 115–128, 2022.
- [11] Guillermo Angeris, Hsien-Tang Kao, Rei Chiang, Charlie Noyes, and Tarun Chitra. An analysis of Uniswap markets. *arXiv preprint arXiv:1911.03380*, 2019.
- [12] Jun Aoyagi. Liquidity provision by automated market makers. *Available at SSRN 3674178*, 2020.
- [13] Jun Aoyagi and Yuki Ito. Coexisting Exchange Platforms: Limit Order Books and Automated Market Makers. 2021. Publisher: Limit Order Books and Automated Market Makers (March 20, 2021).
- [14] Marco Avellaneda and Sasha Stoikov. High-frequency trading in a limit order book. *Quantitative Finance*, 8(3):217–224, 2008.
- [15] Bastien Baldacci, Philippe Bergault, and Olivier Guéant. Algorithmic market making for options. *Quantitative Finance*, 21(1):85–97, 2021.
- [16] Alexander Barzykin, Philippe Bergault, and Olivier Guéant. Algorithmic market making in foreign exchange cash markets: a new model for active market makers. *arXiv preprint arXiv:2106.06974*, 2021.
- [17] Alexander Barzykin, Philippe Bergault, and Olivier Guéant. Market making by an fx dealer: tiers, pricing ladders and hedging rates for optimal risk control. *arXiv preprint arXiv:2112.02269*, 2021.
- [18] Alexander Barzykin, Philippe Bergault, and Olivier Guéant. Dealing with multi-currency inventory risk in fx cash markets. *arXiv preprint arXiv:2207.04100*, 2022.



- [19] Philippe Bergault, David Evangelista, Olivier Guéant, and Douglas Vieira. Closed-form approximations in multi-asset market making. *Applied Mathematical Finance*, 28(2):101–142, 2021.
- [20] Philippe Bergault and Olivier Guéant. Size matters for otc market makers: general results and dimensionality reduction techniques. *Mathematical Finance*, 31(1):279–322, 2021.
- [21] David Bouba. Swaap.finance: Introducing the matrix-mm. 2021.
- [22] Lorenz Breidenbach, Christian Cachin, Benedict Chan, Alex Coventry, Steve Ellis, Ari Juels, Farinaz Koushanfar, Andrew Miller, Brendan Magauran, Daniel Moroz, et al. Chainlink 2.0: Next steps in the evolution of decentralized oracle networks. *Chainlink Labs*, 2021.
- [23] Agostino Capponi and Ruizhe Jia. The adoption of blockchain-based decentralized exchanges. *arXiv preprint arXiv:2103.08842*, 2021.
- [24] Álvaro Cartea, Ryan Donnelly, and Sebastian Jaimungal. Algorithmic trading with model uncertainty. *SIAM Journal on Financial Mathematics*, 8(1):635–671, 2017.
- [25] Álvaro Cartea, Fayçal Drissi, and Marcello Monga. Decentralised finance and automated market making: Execution and speculation. *Available at SSRN*, 2022.
- [26] Álvaro Cartea, Fayçal Drissi, and Marcello Monga. Decentralised finance and automated market making: predictable loss and optimal liquidity provision. *Available at SSRN*, 2022.
- [27] Álvaro Cartea, Sebastian Jaimungal, and José Penalva. *Algorithmic and high-frequency trading*. Cambridge University Press, 2015.
- [28] Álvaro Cartea, Sebastian Jaimungal, and Jason Ricci. Buy low, sell high: A high frequency trading perspective. *SIAM Journal on Financial Mathematics*, 5(1):415–444, 2014.
- [29] Joseph Clark. The replicating portfolio of a constant product market. *Available at SSRN 3550601*, 2020.
- [30] Joseph Clark. The replicating portfolio of a constant product market with bounded liquidity. *Available at SSRN*, 2021.
- [31] Michael Egorov. Stableswap - efficient mechanism for stablecoin liquidity. 2019.
- [32] Michael Egorov. Automatic market-making with dynamic peg. 2021.
- [33] Alex Evans. Liquidity provider returns in geometric mean markets. *arXiv preprint arXiv:2006.08806*, 2020.
- [34] Alex Evans, Guillermo Angeris, and Tarun Chitra. Optimal fees for geometric mean market makers. In *International Conference on Financial Cryptography and Data Security*, pages 65–79. Springer, 2021.
- [35] Pietro Fodra and Huyên Pham. High frequency trading and asymptotics for small risk aversion in a markov renewal model. *SIAM Journal on Financial Mathematics*, 6(1):656–684, 2015.
- [36] Pietro Fodra and Huyên Pham. Semi-markov model for market microstructure. *Applied Mathematical Finance*, 22(3):261–295, 2015.
- [37] Robin Fritsch, Samuel Käser, and Roger Wattenhofer. The economics of automated market makers. *arXiv preprint arXiv:2206.04634*, 2022.
- [38] Olivier Guéant. *The Financial Mathematics of Market Liquidity: From optimal execution to market making*, volume 33. CRC Press, 2016.
- [39] Olivier Guéant. Optimal market making. *Applied Mathematical Finance*, 24(2):112–154, 2017.
- [40] Olivier Guéant, Charles-Albert Lehalle, and Joaquin Fernandez-Tapia. Dealing with the inventory risk: a solution to the market making problem. *Mathematics and financial economics*, 7(4):477–507, 2013.

- [41] Olivier Guéant and Iuliia Manziuk. Deep reinforcement learning for market making in corporate bonds: beating the curse of dimensionality. *Applied Mathematical Finance*, 26(5):387–452, 2019.
- [42] Fabien Guilbaud and Huyen Pham. Optimal high-frequency trading with limit and market orders. *Quantitative Finance*, 13(1):79–94, 2013.
- [43] Fabien Guilbaud and Huyên Pham. Optimal high-frequency trading in a pro rata microstructure with predictive information. *Mathematical Finance*, 25(3):545–575, 2015.
- [44] Thomas Ho and Hans R Stoll. Optimal dealer pricing under transactions and return uncertainty. *Journal of Financial economics*, 9(1):47–73, 1981.
- [45] Thomas SY Ho and Hans R Stoll. The dynamics of dealer markets under competition. *The Journal of finance*, 38(4):1053–1074, 1983.
- [46] Charles-Albert Lehalle and Sophie Laruelle. *Market microstructure in practice*. World Scientific, 2018.
- [47] Alfred Lehar and Christine A. Parlour. Decentralized exchanges. Technical report, Working paper, 2021.
- [48] Alex Lipton and Artur Sepp. Automated Market-Making for Fiat Currencies. *arXiv preprint arXiv:2109.12196*, 2021.
- [49] Stefan Loesch, Nate Hindman, Mark B. Richardson, and Nicholas Welch. Impermanent loss in uniswap v3. *arXiv preprint arXiv:2111.09192*, 2021.
- [50] Torgin Mackinga, Tejaswi Nadahalli, and Roger Wattenhofer. Twap oracle attacks: Easier done than said? *Cryptology ePrint Archive*, 2022.
- [51] Fernando Martinelli and Nikolai Mushegian. A non-custodial portfolio manager, liquidity provider, and price sensor. 2019.
- [52] Vijay Mohan. Automated market makers and decentralized exchanges: a DeFi primer. *Financial Innovation*, 8(1):1–48, 2022. Publisher: Springer.
- [53] Michael Neuder, Rithvik Rao, Daniel J Moroz, and David C Parkes. Strategic liquidity provision in uniswap v3. *arXiv preprint arXiv:2106.12033*, 2021.
- [54] Maureen O’hara and George S Oldfield. The microeconomics of market making. *Journal of Financial and Quantitative analysis*, pages 361–376, 1986.
- [55] Andreas Schrimpf and Vladyslav Sushko. FX trade execution: complex and highly fragmented. *BIS Quarterly Review*, December, 2019.
- [56] Andreas Schrimpf and Vladyslav Sushko. Sizing up global foreign exchange markets. *BIS Quarterly Review*, December, 2019.
- [57] Hans R Stoll. Market microstructure. In *Handbook of the Economics of Finance*, volume 1, pages 553–604. Elsevier, 2003.
- [58] Kevin Tjiam, Rui Wang, Huanhuan Chen, and Kaitai Liang. Your smart contracts are not secure: Investigating arbitrageurs and oracle manipulators in ethereum. In *CYSARM@ CCS*, pages 25–35, 2021.
- [59] Ye Wang, Yan Chen, Haotian Wu, Liyi Zhou, Shuiguang Deng, and Roger Wattenhofer. Cyclic arbitrage in decentralized exchanges. *Available at SSRN 3834535*, 2022.
- [60] Jimmy Yin and Mac Ren. On Liquidity Mining for Uniswap v3. *arXiv preprint arXiv:2108.05800*, 2021.