
DISTRIBUTED AVERAGING IN POPULATION PROTOCOLS

Petra Berenbrink^{*}, Colin Cooper[†], Cristina Gava[†], Frederik Mallmann-Trenn[†], David Kohan-Marzagão^{††}, Tomasz Radzik[†] and Nicolás Rivera[§]

^{*}Department of Informatics, University of Hamburg

[†]Department of Informatics, King’s College London

^{††}Department of Engineering Science, University of Oxford

[§]University of Valparaíso

December 1, 2022

ABSTRACT

We consider a simple one-way averaging protocol on graphs. Initially, every node of the graph has a value. A node u is chosen uniformly at random and u samples k neighbours $v_1, v_2, \dots, v_k \in N(u)$ uniformly at random. Then, u averages its value with v as follows: $\xi_u(t+1) = \alpha \xi_u(t) + \frac{(1-\alpha)}{k} \sum_{i=1}^k \xi_{v_i}(t)$ for some $\alpha \in (0, 1)$, where $\xi_u(t)$ is the value of node u at time t . Note that, in contrast to neighbourhood value balancing, only u changes its value. Hence, the sum (and the average) of the values of all nodes changes over time.

Our results are two-fold. First, we show a bound on the convergence time (the time it takes until all values are roughly the same) that is asymptotically tight for some initial assignments of values to the nodes. Our second set of results concerns the ability of this protocol to approximate well the initial average of all values: we bound the probability that the final outcome is significantly away from the initial average. Interestingly, the variance of the outcome does not depend on the graph structure. The proof introduces an interesting generalisation of the duality between coalescing random walks and the voter model.

Contents

1	Introduction	1
2	The Model and our Contribution	2
2.1	Technical Contributions	3
3	Previous Related Results	4
4	Notation	5
5	Proof of the Concentration Bounds	6
5.1	Characterisation of the Dual Process (Single Random Walk Process)	6
5.2	Relating the Variance of the Convergence Point to the Two Random Walk	7

5.3	Joint Distribution of Two Random Walks	8
5.4	Proof of Theorem 2.2(2): Concentration of the Convergence Point	9
6	Future Work	10
A	Node Model	11
A.1	Convergence Time - Framework for the <i>NodeModel</i>	11
A.2	Convergence Time - Upper Bound	12
A.3	Convergence Time - Lower Bound	14
A.4	Convergence Time - Proof of Theorem 2.2.(1)	15
A.5	Concentration Bound - Proof of Proposition 5.1	15
A.6	Concentration Bound - Proof of Theorem 5.2	16
A.7	Concentration Bound - Proof of Lemma 5.5	17
B	Edge Model	18
B.1	Convergence Time - <i>EdgeModel</i>	19
B.2	Concentration Bound - <i>EdgeModel</i>	21
C	Auxiliary Results	21

1 Introduction

In this paper we consider two natural averaging (consensus) processes, namely the *NodeModel* and the *EdgeModel*. We have a set of n agents (nodes) connected by an undirected graph $G = (V, E)$. Each agent u has a real number $\xi_u(0)$ as its initial value at time 0. In the *NodeModel*, in each time step $t \geq 1$ a node u is chosen uniformly at random. This node chooses k of its neighbours v_1, \dots, v_k uniformly at random and updates its value to an α -fraction of its own value plus a $(1 - \alpha)$ -fraction of the average of the values of v_1, \dots, v_k . Numbers $k \geq 1$ and $\alpha \in (0, 1)$ are the parameters of the model. In the *EdgeModel*, a (directed) edge (u, v) is chosen uniformly at random and u updates its value to an α -fraction of its own value plus a $(1 - \alpha)$ -fraction of the value of v . It is not difficult to show that in both processes the node values converge to a single value, which we refer to as *convergence value*, or *fixed point*, and denote by F . This is because $\max_u \xi_u(t) - \min_u \xi_u(t)$ is non-increasing and tends to 0. The fixed point F is a random variable, which depends on the selection of nodes in the steps of the process.

There are many results for processes where it is not only the chosen node u that is updated, but also, simultaneously, its chosen neighbours. Such a process may converge always to the same value, that is, there may be a number f such that $\mathbb{P}(F = f) = 1$. For example, if in each step of our *EdgeModel* both selected nodes u and v made simultaneously symmetrical updates to their values, then the values of all nodes would always converge to the initial average value. In our models, however, nodes update their values unilaterally, so the sum of all values changes over time and the convergence value is a random variable with positive variance. The goal of this paper is to study the *price of unilaterality*, thought of as the potentially significant variance of F . We believe that our processes with unilateral updates have many applications. The graph can model a social network where individuals (the nodes) change their opinions after seeking advice from a subset of their friends. For example, they might need help to decide which phone to buy or how much they should budget for a given type of vacation. Unilateral updates model situations where an individual is influenced by the opinion of specialist friends. This does not necessarily mean that a “specialist” is also influenced by the opinions of all its friends (e.g. see [8]). There are numerous examples for models with unilateral updates in different areas, including: population protocols [43], biology [15] and robotics [7].

For regular graphs and *NodeModel*, we show that all agents quickly converge to a fixed point F . It is easy to see that $\mathbb{E}(F) = \sum_{u \in V} \xi_u(0)/n$, that is, the average of the initial values. We prove asymptotically tight bounds on $\text{Var}(F)$, which imply that F is concentrated around $\mathbb{E}(F)$. Our upper and lower bounds on the convergence time and $\text{Var}(F)$ show, somewhat surprisingly, that the dependence on k is negligible. It makes almost no difference if k is very small or very large. The above mentioned results can be found in Theorem 2.2. Another interesting property is that the concentration bounds are, up to constants, independent of graph structure and distribution of initial values.

Our bounds on the convergence time also hold for irregular graphs. In this case, $\mathbb{E}(F)$ becomes the *degree-weighted average* of the initial values.¹ Finally, we consider the price of unilaterality for the *EdgeModel*. We show convergence in irregular graphs. Here, we have $\mathbb{E}(F) = 0$ despite the irregularity. For regular graphs, *EdgeModel* is equivalent to *NodeModel* with $k = 1$, so the concentration bounds derived for *NodeModel* apply.

Our protocols fit very well into the framework of opinion dynamics on graphs. The study of these dynamics has a long history in many academic disciplines, including physics, computer science, electrical engineering, population genetics and epidemiology. Processes falling into this category include the voter process [18, 11, 21], gossip algorithms [46], opinion dynamics [36, 12, 24, 31], consensus [9, 34, 20, 5], majority protocols [4, 19, 20, 26] diffusion load balancing [40, 2, 48], or so-called averaging processes [1]. Many of these models assume unilateral updates. For example, in the voter process, in each step a random agent adopts the opinion of a randomly chosen neighbour. Many majority protocols [19, 20] assume that an agent randomly chooses k of its neighbours and adopts the majority opinion. In many opinion dynamics, e.g., [23, 31], the individuals communicate with all their neighbours before they adjust their opinions. These models are usually deterministic. The authors of [29] consider a randomised variant of the Friedkin-Johnsen model which is similar to our *NodeModel* model. The agents are only allowed to interact with a small randomly chosen subset of their neighbours. The authors refer to their model as using only limited information. The motivation of the model is as follows. In today's social networks many users have a very large amount of followers/friends resulting in large degree nodes. In such a setting, it seems unnatural to assume that every agent/user communicates first with all its friends before making up their own mind about a subject (e.g., the esteem they hold for a brand). Instead, they might only communicate with a small subset of their friends before taking a decision.

2 The Model and our Contribution

We have a connected undirected graph $G = (V, E)$ with n nodes, m edges and $V = \{1, 2, \dots, n\}$. If the graph is regular we use d for the node degree; otherwise d_i is the degree of node i . We define d_{\max} as the maximum degree of G and d_{\min} as the minimum. We assume that every node has an initial *value* which is a real number. Furthermore, $\xi_i(t)$ is defined as a random variable which equals the value of node i at the end of the t -th time step and $\xi(t)$ the vector of these values. Vector $\xi(0) = \xi$ is the vector of the initial node values. In the following we assume w.l.o.g that the initial values are *centered at 0*, i.e., $\sum_{i=1}^n \xi_i(0) = 0$.

Definition 2.1 (Node Model). *At each time step $t \geq 1$, a node x is chosen uniformly at random. That node, in turn, chooses k of its neighbours y_1, y_2, \dots, y_k uniformly at random among all its neighbours. Then,*

$$\xi_x(t) = \alpha \xi_x(t-1) + \frac{(1-\alpha)}{k} \sum_{i=1}^k \xi_{y_i}(t-1),$$

and for all $x' \neq x$, $\xi_{x'}(t+1) = \xi_{x'}(t)$.

Note that for $k = 1$ and $\alpha = 0$ this model is equivalent to the voter model: a node chosen uniformly at random takes the opinion of its random neighbour.

It is easy to see that *NodeModel* converges to a fixed point $F = f$ where all entries of f are equal. In Proposition A.1 we show that $\mathbb{E}(F) = \frac{d_i}{2m} \sum_i \xi_i(0)$. For regular graphs, this becomes $\mathbb{E}(F) = \frac{1}{n} \sum_i \xi_i(0) = 0$, since we assume that the initial average is 0. Let $1 - \lambda_2$ be the eigenvalue gap of the associated transition matrix (defined in Section 4).

¹An extreme example is the star: Assume the center of the star holds a very large opinion L and everyone else holds a negative value of $-L/(n-1)$. A likely outcome after n steps (a positive constant probability) is that a constant fraction of the agents will have adopted the opinion $\sim (1-\alpha) \cdot L$ and the agents will be converging to a value $\Theta(L)$, while the initial average is 0.

Theorem 2.2 (*NodeModel*). Let $G = (V, E)$ be an arbitrary connected graph, α an arbitrary constant in $(0, 1)$ and let $\epsilon \in (0, 1)$. Assume every node randomly picks k neighbours and let $T = T_\epsilon$ be the first time such that $\xi(T)$ is ϵ -converged (see Eq. (3)).

1. (*convergence time*) Then, we have w.h.p.

$$T = O\left(\frac{n \log(n \|\xi(0)\|_2^2 / \epsilon)}{(1 - \lambda_2)}\right).$$

Furthermore, there exists an initial state $\xi(0)$ for which this bound is up to constants tight for every $k \geq 1$.

2. (*concentration of fixed-point*) If G is regular and regardless of k ,

$$\text{Var}(F) = \Theta\left(\frac{\|\xi(0)\|_2^2}{n^2}\right)$$

See Proposition 5.1 for asymptotically tight bounds.

Note that by Chebychev's Inequality, we have $\Pr(|F| \geq b \cdot \sqrt{\text{Var}(F)}) \leq \frac{1}{b^2}$ for any arbitrary $b > 0$. Our results indicate that the convergence time only slightly improves for $k > 1$ since it scales as $(1 + 1/k) \in [1, 2]$ for all $k \geq 1$. Equally surprising, the concentration bounds do not depend either on k or any graph properties like expansion. In addition, the initial distribution of the values $\xi(0)$ has asymptotically no impact.

Our convergence time bounds are similar to the convergence time of neighbourhood load balancing (see [10]), which, in turn, equals the mixing time of random walks. Load-balancing (diffusion) bounds are often stated in terms of the the *discrepancy* of $\xi(t)$ defined as $K = \max_i \xi_i(t) - \min_i \xi_i(t)$. Note that $\log(\|\xi(0)\|_2^2) \leq 2 \log(Kn)$, due to our assumption that $\sum_i \xi_i(0) = 0$. The additional factor of n in our convergence bound is due to the fact that we consider the sequential model where one node is activated at the time, in contrast to the the parallel model of [10].

Definition 2.3 (*EdgeModel*). At each time step $t \geq 1$, a directed edge $e = (x, y)$ is chosen uniformly among all edges. Then $\xi_x(t) = \alpha \xi_x(t-1) + (1 - \alpha) \xi_y(t-1)$. For all $x' \neq x$, $\xi_{x'}(t+1) = \xi_{x'}(t)$.

It is interesting to note that the fixed point in the *EdgeModel* is, in expectation, the initial average—even for irregular graphs. In Theorem B.1 we give convergence time bounds and concentration for arbitrary graphs. For regular graphs, the results of *NodeModel* and *EdgeModel* are identical.

2.1 Technical Contributions

Arguably, our main contribution are the techniques we use to obtain asymptotically tight concentration bounds (see Proposition 5.1). The first contribution here is a generalisation of the duality between coalescing random walks² and the voter model³. The duality result defines a coupling between the two processes (one being run backwards in time) showing that the coalescence time and the voting time follow the same distribution. We generalise this duality result to our process. We show that the dual of our process is what we call the *correlated random walk process*. Using the duality we relate $\text{Var}(F)$ to the variance of said correlated random walks.

Our second contribution is to relate the variance of the correlated random walk process to the stationary distribution of their compound Markov chain Q . The chain Q captures the joint distribution of two random walks starting at arbitrary nodes. We are to prove the exact stationary distribution of Q . The analysis is highly non-trivial, since Q is directed, weighted and does not fulfill the detailed balanced equations. Despite all of this, we are able to prove the exact stationary

²In this model, a random walk starts on each node and whenever two or more random walks meet they merge into one random walk. The coalescence time is the expected time until only one random walk is left.

³In this model, each node has an opinion and, in each round, a (all, sometimes) node samples one neighbour and adopts its opinion. The consensus time is the expected time until there is only one opinion left.

mass of every node of Q . We believe this is to be of general interest for the study of dependent random walks. See Section 5 for more details.

3 Previous Related Results

Voting and Majority. Our model can be regarded as a generalisation of the voter model which was first analysed in [35]. In [35] the authors assume a network, and any node of the network has a discrete value. The authors show a bound of $O(t_m \cdot \log n) = O(n^3 \log n)$ where t_m is the expected meeting time of two random walks. In [18] the authors provide an improved upper bound of $O((1 - \lambda_2)^{-1} \log^4 n + \rho)$ on the expected consensus time for any graph G , where λ_2 is the second eigenvalue of the transition matrix of a random walk on G with $\rho = (\sum_{u \in V(G)} d(u))^2 / \sum_{u \in V(G)} d^2(u)$. The value of ρ ranges from $\Theta(1)$, for the star graph, to n , for regular graphs. The authors of [11] consider voting in dynamic graphs and analyse the consensus time in terms of the conductance ϕ of the underlying graphs. The authors show a bound on the expected consensus time of $O(d_{max} \cdot n / (d_{min} \cdot \phi))$ for graphs with minimum degree d_{min} and maximum degree d_{max} . A generalisation of this model for discrete opinions was introduced in [19]. Similar to our model, the nodes consider the opinion of k randomly chosen neighbours. In [19] the nodes adopt the majority opinion (the own opinion can be included or not), and not the average as in our models. There are several different models with different tie breaking-rules. See [5] for an overview article about related consensus dynamics.

Opinion Dynamics. There has been an interesting line of research trying to explain the spread of innovations and new technologies based on local interactions, where nodes are only allowed to communicate with their direct neighbours [45, 28, 17, 16]. The study of opinion forming processes via local communication was introduced by DeGroot [23] where it is assumed that the underlying network is a directed graph with weighted edges. The nodes of the network are agents having opinions modelled as real numbers. The state of the network in step $t + 1$ is the product of the opinions in step t times the weighted adjacency matrix. If and how fast the process converges depends heavily on the matrix. For example, if the edge weights of node with degree d are chosen as $1/d$, the convergence time is roughly $\log n \cdot (1 - \lambda_{max})^{-1}$ where λ_{max} is the largest eigenvalue of the matrix (see [33]). In [52] the author uses a similar averaging approach to model the movement of particles. Friedkin and Johnsen (FJ) [31] extended the model by incorporating private opinions. Now every agent has a private opinion, which does not change, and a so-called expressed opinion. The expressed opinion of an agent is defined as a deterministic function of the expressed opinions of all its neighbours and its private opinion. Another very influential model is the one by Hegselmann and Krause [36]. In this model the set of neighbours that influence a given agent is no longer fixed and the agents' opinions and their respective sets of influencing neighbours co-evolve over time. At any point in time the set of influencing neighbours of an agent consists of all the neighbours in a given static social network with an opinion close to their own opinion. In [30] the authors study convergence properties of a general model where the agents update their opinions in rounds to a weighted average of all opinions in their neighbourhoods. In [29] the authors consider a variant of the Friedkin Johnson model where the agents interact with a small subset of their neighbour. They refer to their model as using only limited information. The authors show convergence properties of simple and natural variants of the FJ in this setting.

Diffusion and Consensus. Another research area related to our work is that of diffusion protocols. Here a network of n identical nodes is given and every node stores a value. The value can, for example, model the load of the nodes or it can simply be a number. The protocol runs in parallel steps and in each step all nodes average their own value with the value of all neighbours. In the load balancing setting on a regular network with degree d , this is the same as sending a load of $\max\{0, \ell_u - \ell_v\}$ over the edge from u to v where ℓ_u (ℓ_v) is the load of node u (v). The objective is to distribute the load as evenly as possible among the nodes whilst minimizing the number of load balancing steps. If the values model numbers, diffusion can also be used to reach average consensus [41]. A variant of a diffusion process is the so-called dimension exchange process where the edges used for the balancing form a matching. The diffusion model was first studied by [22] and, independently, by [40]. The authors of [47] show a tight connection between the convergence rate of the diffusion algorithm and the absolute value of the second largest eigenvalue λ_{max} of the diffusion matrix P . P is defined as follows: $p_{ij} = 1/(d + 1)$ if $\{i, j\} \in E$ where d is the degree of the nodes. The convergence time is bounded by $2 \log(n^2 + K)/(1 - \lambda_{max})$. There is a similar connection between λ_{max} and the convergence time for the dimension exchange model [10].

There is a vast amount of literature about diffusion processes in different research communities. In [51] the authors observe relations between convergence time and properties of the underlying network, like electrical and fluid conductance. In [41] there is a nice overview about the results. The author distinguishes between consensus (all nodes have to agree on a value) or average consensus where nodes have to calculate the average, similar to neighbourhood load balancing. The main goal of the author is to develop diffusion type algorithms where the nodes are only aware of their own edges, but not the edges of their neighbours nor their degrees. The author presents algorithms for both types of consensus with convergence time $\tilde{O}(n^4)$ and dynamic networks, together with randomised algorithms for undirected graphs.

Many publications focus on average consensus via diffusion type processes. In [37] the authors present a gossip-based algorithm (which is similar to an averaging algorithm) for complete graphs. The authors show that the protocol can be used for the computation of sums, averages, random samples, quantiles, and other aggregate functions. They also show that our protocols converge exponentially fast. In [13, 6] the authors generalise the result to arbitrary graphs. In [13] the authors show that the averaging time of their algorithm depends on the second largest eigenvalue of a doubly stochastic matrix. [25, 50] consider averaging algorithms for directed graphs where agents transmit their values to one or several agents, but they do not receive data. Nodes update their values using a weighted linear combination of their own value and the values of neighbouring nodes.

In [3] the authors study a dynamic load balancing process on cycles. In [14] assume that the load inputs are drawn from a fixed probability distribution. In [44, 38, 39] the authors use a diffusion algorithm for counting the nodes in an anonymous network and in [27] diffusion is used for a majority process in the population model. In [32, 49] the authors compare continuous with discrete diffusion processes.

4 Notation

First, we need some additional notation. We define the quantities for any vector $\xi \in \mathbb{R}^n$

$$\text{Avg}(\xi) = \frac{1}{n} \sum_{x \in V} \xi_x \quad \text{and} \quad M(\xi) = \sum_{x \in V} \frac{d_x}{2m} \cdot \xi_x. \quad (1)$$

For any vector $v \in \mathbb{R}^n$, let $\|v\|_2 = \sqrt{\sum_i v_i^2}$. Let $L = D - A$ be the graph Laplacian of G , where $D = \text{diag}(d_1, \dots, d_n)$ is the diagonal matrix with entries d_i (degree of node i), and A is the adjacency matrix of G . L is a symmetric positive semi-definite matrix with eigenvalues $0 = \lambda_1(L) < \lambda_2(L) \leq \dots \leq \lambda_n(L)$. Note that $\lambda_2(L) > 0$ follows from the connectivity of G (L is irreducible).

Let P be the transition matrix of a lazy random walk on G , with $p_{(i,i)} = 1/2$ and $p_{(i,j)} = 1/(2d_i)$, for each $i \in V$ and $(i, j) \in E$. Let $\lambda_2(P)$ be the second-largest eigenvalue of P and let $f_2(P)$ be the corresponding eigenvector. Let π denote the vector with π_i is the probability that a fully mixed random walk is at the node i . We refer also to the *lazy variant* of the *NodeModel* where $\xi(t) = \xi(t-1)$ with probability $1/2$. We will use the π weighted inner product of two vectors ν and ν' in \mathbb{R}^n given by

$$\langle \nu, \nu' \rangle_\pi = \sum_{x \in V} \pi_x \nu_x \nu'_x. \quad (2)$$

Let $\pi_{max} = d_{max}/2m$ and $\pi_{min} = d_{min}/2m$. Our goal is to analyse the time it takes until the nodes have almost identically values. To do so, we will make use of the following potential function.

$$\phi(\xi(t)) = \langle \xi(t), \xi(t) \rangle_\pi - \langle \mathbf{1}, \xi(t) \rangle_\pi^2 = \frac{1}{2} \sum_{x, y \in V} \pi_x \pi_y (\xi_x(t) - \xi_y(t))^2. \quad (3)$$

We say that the process has ϵ -converged whenever $\phi(\xi(t)) \leq \epsilon$. For comparison with related notions: a $(\epsilon/n)^6$ -convergence implies a discrepancy (maximum value minus minimum value) of at most ϵ .

5 Proof of the Concentration Bounds

In this section, we consider regular graphs and prove the concentration results for the *NodeModel*. However, the results extend to the *EdgeModel* since for regular graphs both models are identical. The key result of this section is Proposition 5.1. The theorem shows an exact value for the variance of the Martingale $\text{Avg}(t)$ representing our averaging process. Recall that $\xi(t)$ represents the vector of values on every node at time t . Further, we will shortly define a transition probability matrix Q and its stationary distribution $\mu = \{\mu_0, \mu_1, \mu_+\}$.

Proposition 5.1. *Consider the NodeModel. Consider any time step t . Let $E^+ = \{(u, v) | \{u, v\} \in E\}$ be the set of directed edges. Let α and $\xi(0)$ be the quantities previously defined. Let $\text{Avg}(t)$ be the martingale of the averaging process at time t . Assume w.l.o.g. $\text{Avg}(0) = 0$, then*

$$\text{Var}(\text{Avg}(t)) \leq (\mu_0 - \mu_+) \sum_{u \in V} \xi_u^2(0) + (\mu_1 - \mu_+) \sum_{(u,v) \in E^+} \xi_u(0)\xi_v(0) + 1/n^5, \quad (4)$$

Furthermore, there exist a T large enough such that for all $t \geq T$

$$\text{Var}(\text{Avg}(t)) \geq (\mu_0 - \mu_+) \sum_{u \in V} \xi_u^2(0) + (\mu_1 - \mu_+) \sum_{(u,v) \in E^+} \xi_u(0)\xi_v(0) - 1/n^5, \quad (5)$$

where, for $\gamma = k(1 + \alpha) - (1 - \alpha)$, the values of μ_* are

$$\begin{aligned} \mu_0 &= \mu_0(n, d, k, \alpha) = \frac{1}{n} \cdot \frac{2k(d-1)}{n(d\gamma - 2\alpha k) + 2(1-\alpha)(d-k)} \\ \mu_1 &= \mu_1(n, d, k, \alpha) = \frac{1}{n} \cdot \frac{(d-1)\gamma}{n(d\gamma - 2\alpha k) + 2(1-\alpha)(d-k)} \\ \mu_+ &= \mu_+(n, d, k, \alpha) = \frac{1}{n} \cdot \frac{d\gamma - 2\alpha k}{n(d\gamma - 2\alpha k) + 2(1-\alpha)(d-k)} \end{aligned}$$

In order to prove Eq. (4) and Eq. (5), we will need to introduce some new elements: First, we will characterise the dual process (Section 5.1), which turns out to be a single random walk process that we denote by W . We will then relate its distribution with the probability distribution of the averaging process ξ . The random walk process allows us to use a Martingale approach to analyse the concentration of the computed average. Second, we will define a transition probability matrix Q resulting from combining two of such random walks. Finally, we will show that this matrix admits a stationary distribution μ . After gathering all the previous elements, we will be ready to prove Proposition 5.1.

5.1 Characterisation of the Dual Process (Single Random Walk Process)

The following duality lies at the core of the analysis. Take an arbitrary node u and fix an arbitrary time T . The distribution of the value at u after T time steps in the averaging process is equal to a weighted average of the initial node values. We will show that the weights in this weighted average are the distribution of some special random walk, which starts at u and uses the same random decisions (selections of nodes) as in the averaging process, but in the reverse order.

We define now this special random walk. In every time step, a node x is selected according to the sampling distribution defined by $\pi_x = 1/n$ for all $x \in V$. Among all the neighbours of x , k of them are sampled to be the possible destination nodes for any random walk residing at node x . Every random walk in x (if any) either moves to one of the k sampled neighbours with probability $1 - \alpha$, or otherwise stays at u with probability α . Note that the random walks in x do these decisions independently of each other, but can choose (uniformly) only among the k selected neighbours. This makes the walks dependent. For example, if they meet in the same node, they are more likely to move to the same node than if they were selecting neighbours independently. All walks on nodes $w \neq x$ stay put.

Let $r^{(u)}(T) \in \mathbb{R}^V$ be the conditional probability distribution of the random walk starting at u after T steps, given the random choices $\chi = (\chi_1, \chi_2, \dots, \chi_T)$ of the nodes selected in steps $1, 2, \dots, T$ (e.g., χ_t is the $k+1$ -tuple of nodes selected in step t). We define $W_u(T) = \langle r^{(u)}(T), \xi(0) \rangle$ and we refer to $W(T) = (W_1(T), W_2(T), \dots, W_n(T))$ as the *value random walk process*. Note that the vectors $r^{(u)}(T)$, for $u \in V$, and the vector $W(T)$ are random vectors that depend on the random choices χ .

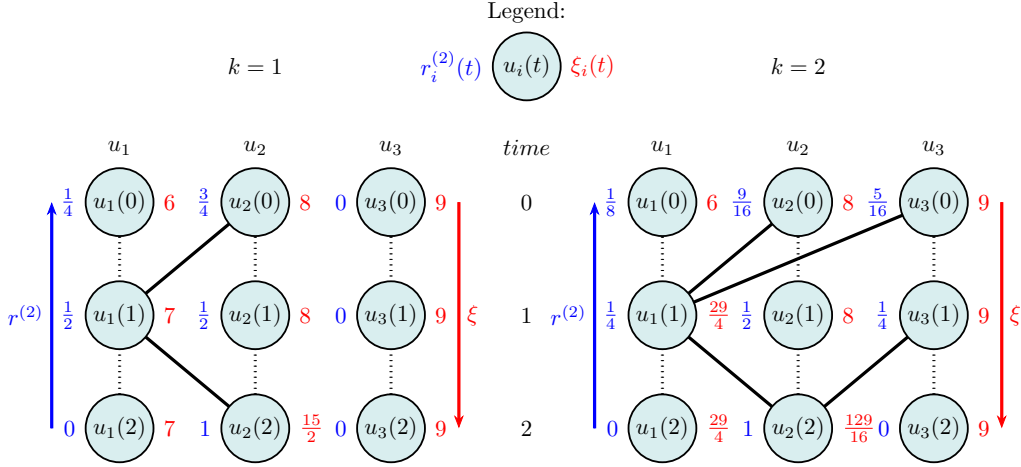


Figure 1: The above shows the duality for ξ in red and $r^{(2)}$ in blue (for the random walk starting at node u_2). The solid edges denote the scheduling decisions. No laziness took place in these examples. On the left, the scheme represents the case $k = 1$, while the figure on the right is for $k = 2$.

We will prove that process $W(T)$ is the time-reversed dual of the process $\xi(T)$. To achieve this, we couple W with ξ as stated in the Theorem 5.2 below. First we introduce this duality with a simple example given in Fig. 1. The figure shows the duality for the averaging process ξ in red, and, in blue, the distribution $r^{(2)}$ of the random walk starting at node u_2 with $\alpha = 1/2$. For the case where $k = 1$ – the left diagram in the figure – only 1 neighbour is sampled at every timestep. In the averaging process, at time $t = 1$, u_1 averages with u_2 , and at time $t = 2$, u_2 averages with u_1 . In the random walk process, we look at only *one* random walk, starting in node u_2 at $t = 2$ (the time is reversed!), staying in u_2 at $t = 1$ with probability $\alpha = 1/2$, and with probability $1 - \alpha$ moving to u_1 . For $k = 2$, 2 neighbours are sampled. Then, u_1 averages with u_2 and u_3 at $t = 1$, and u_2 averages with u_1 and u_3 at $t = 2$. In the random walk process, there is *one* random walk starting in u_2 at $t = 2$. At $t = 1$, the walk can stay in u_2 with probability α or move to either u_1 or u_3 with probability $(1 - \alpha)/2$ each. For both values of k , after 2 rounds, the averaging process $\xi_2(2)$ has the same value as the value random walk process $W_2(0) = \langle r^{(2)}, \xi(0) \rangle$.

Theorem 5.2. Fix an arbitrary time step T and an arbitrary sequence $\chi = (\chi_1, \chi_2, \dots, \chi_T)$ of $k + 1$ -tuples of nodes selected for the steps $1, 2, \dots, T$, let $\xi(\chi)$ be the node values obtained in the averaging process applied to χ , and let $W(\chi^R)$ be the outcome vector obtained in the value random walk process applied to the reverse sequence $\chi^R = \chi^R = (\chi_T, \chi_{T-1}, \dots, \chi_1)$. Then, $W(\chi^R) = \xi(\chi)$.

The proof of Theorem 5.2 can be found in Appendix A.6

5.2 Relating the Variance of the Convergence Point to the Two Random Walk

The random variable $\text{Avg}(t) = \frac{1}{n} \sum_{x \in V} \xi_x(t)$ is a Martingale (Proposition A.1). Due to our convergence results, we know that all $\xi_x(t)$ converge to the same value for $t \rightarrow \infty$. By Martingale convergence, $\text{Avg}(t)$ converges to a random variable $\text{Avg}(\infty)$ which, in turn, is equal to $\lim_{t \rightarrow \infty} \xi_x(t)$, for any $x \in [n]$.

Further, $\mathbb{E}[\text{Avg}(\infty)] = \text{Avg}(0)$, since $\mathbb{E}[\text{Avg}(t)] = \text{Avg}(0) \forall t \geq 0$, by Martingale properties, and we want to show that the actual values of $\text{Avg}(\infty)$ are close to $\text{Avg}(0)$. We do this by showing that $\text{Var}(\text{Avg}(\infty)) = \lim_{t \rightarrow \infty} \text{Var}(\text{Avg}(t))$ is small. We start by using linearity of expectation, obtaining

$$\text{Var}(\text{Avg}(t)) = \mathbb{E}(\text{Avg}(t)^2) - \text{Avg}(0)^2 = \sum_{x \in V} \sum_{y \in V} \frac{1}{n^2} \mathbb{E}(\xi_x(t)\xi_y(t)) - \text{Avg}(0)^2. \quad (6)$$

Fixing $t = T$ arbitrarily, Theorem 5.2 implies that for any pair of nodes x and y , $(\xi_x(T), \xi_y(T))$ and $(W_x(T), W_y(T))$ have the same distribution, so

$$\text{Var}(\text{Avg}(T)) = \frac{1}{n^2} \sum_{x \in V} \sum_{y \in V} \mathbb{E}(W_x(T)W_y(T)) - \text{Avg}(0)^2. \quad (7)$$

The next lemma helps us bound $\text{Var}(\text{Avg}(T))$.

Lemma 5.3. *Consider the random walk distributions $r^{(v)}(T)$, $v \in V$, and recall that $W_v(T) = \langle r^{(v)}(T), \xi(0) \rangle$. Let X_v be the position where the random walk starting at a node v ends up after T time steps; $\xi_{X_v}(0)$ is the initial value at this position. Fix two arbitrary nodes $x, y \in V$. Then,*

$$\mathbb{E}(W_x(T)W_y(T)) = \mathbb{E}(\xi_{X_x}(0)\xi_{X_y}(0))$$

Proof. By definition of W_v , and linearity of expectation, simplifying notation $W_v \equiv W_v(T)$, $r^{(v)} \equiv r^{(v)}(T)$, we obtain

$$\begin{aligned} \mathbb{E}(W_x W_y) &= \mathbb{E}(\langle r^{(x)}, \xi(0) \rangle \langle r^{(y)}, \xi(0) \rangle) = \mathbb{E}(\xi(0)^\top r^{(x)} \cdot r^{(y)\top} \xi(0)) = \xi(0)^\top \mathbb{E}(r^{(x)} r^{(y)\top}) \xi(0) \\ &= \sum_{i,j} \xi_i(0) \xi_j(0) \Pr(X_x = i, X_y = j) = \mathbb{E}(\xi_{X_x}(0) \xi_{X_y}(0)) \end{aligned}$$

□

In light of (7) and the previous lemma, it is sufficient to bound $\mathbb{E}(\xi_{X_x}(0)\xi_{X_y}(0))$, which measures how correlated the random walks starting from x and y are.

To bound said term, we will analyse the joint stationary distribution of two correlated random walks. Therefore, we will generalise the matrix Q_1 for the transition of a single walk $X(s)$ (given in Appendix A.6) to the transition matrix $Q = Q_2$ of a pair of walks $X(s), Y(s)$ leading to the following equation.

$$\mathbb{E}(W_x(T)W_y(T)) = \mathbb{E}(\xi_{X_x}(0)\xi_{X_y}(0)) = \sum_{u,v} Q^T((x,y), (u,v)) \xi_u(0)\xi_v(0). \quad (8)$$

5.3 Joint Distribution of Two Random Walks

We denote by Q the transition matrix of $(X(s), Y(s))$:

$$Q((x,y), (u,v)) = \mathbb{P}((X(s+1), Y(s+1)) = (u,v) \mid (X(s), Y(s)) = (x,y)) \quad (9)$$

Note that the above x and y denote the current locations of the particles at the beginning of the current step, not the starting points of these particles at time 0. Further, note that the probability of selecting x is equivalent to the stationary distribution in x , i.e., $\Pr(X(s) = x) = \pi_x$, and that in the case of the *NodeModel* this probability would be $\Pr(X(s) = x) = 1/n$.

We observe the behaviour of two random walks on G . From the setting there are 3 different types of transitions: not leaving the current node (equivalent to a self-loop), only the particle from one walk is moving, or both particles are moving. We sample the destination nodes for the random walks with replacement, hence the particles could both travel from their common node to another common node, or move to two different nodes. The transition where both particles are moving requires that the particles be in the same node. For any k , Q is given as follows.

Case1: The particles are at the same node x Then, for some nodes u, v s.t. $u \neq v \neq x$,

$$Q((x,x), (u,v)) = (1-\alpha)^2 \pi_x \frac{k}{d} \frac{k-1}{d-1} \frac{1}{k^2} = (1-\alpha)^2 \pi_x \frac{k-1}{kd(d-1)} \quad (10)$$

$$Q((x,x), (u,u)) = (1-\alpha)^2 \pi_x \frac{k}{d} \frac{1}{k^2} = (1-\alpha)^2 \pi_x \frac{1}{kd} \quad (11)$$

$$Q((x,x), (x,u)) = \alpha(1-\alpha) \pi_x \frac{1}{d} \quad (12)$$

$$Q((x, x), (u, x)) = \alpha(1 - \alpha)\pi_x \frac{1}{d} \quad (13)$$

$$Q((x, x), (x, x)) = \alpha^2\pi_x + (1 - \pi_x) \quad (14)$$

We explain the the meaning of Eq. (10), the other equations follow in a similar manner. If both particles are in x , then for them to have the chance of moving, we need to sample node x first. This happens with probability π_x . Given that $u \neq v \neq x$, that means that both particles move away from u with probability $(1 - \alpha)^2$. The first particle goes to u , selected among the k sampled neighbours, with probability $\frac{k}{d} \frac{1}{k}$. The second particle is left to select a different node v , among a selection of $k - 1$ sampled neighbours, with probability $\frac{k-1}{d-1} \frac{1}{k}$.

Case2: The particles are on two different nodes $x \neq y$ Then, for a node $v \neq y$ and a node $u \neq x$,

$$Q((x, y), (x, v)) = (1 - \alpha)\pi_y \frac{1}{d} \quad (15)$$

$$Q((x, y), (u, y)) = (1 - \alpha)\pi_x \frac{1}{d} \quad (16)$$

$$Q((x, y), (x, y)) = (1 - \pi_x - \pi_y) + (\pi_x + \pi_y)\alpha \quad (17)$$

All other transition probabilities are 0. The cases above hold for any graph. In the case of a d -regular graph, then we have that $P(x, u) = \frac{1}{d} \forall u \in N(x)$. Note that Q is not reversible, however a stationary distribution is still possible to find, since the chain is irreducible and positive recurrent. For an example explaining why Q is not reversible, see the proof of Lemma 5.5. We prove Proposition 5.1 in Appendix A.5.

Next we define the different sets accounting for all the types of state of the Q -chain.

Definition 5.4. Consider a d -regular graph $G = (V, E)$ on n nodes. Let (x, y) be a state of the Q -chain, defined in Section 5.3, in the state space V^Q . Let for any $x, y \in V$ define $dis(x, y)$ to be the length of a shortest path connecting x and y in G . For every $i \leq n$ define $S_i = \{(x, y) \mid x, y \in V, dis(x, y) = i\}$. Define $S_+ = \bigcup_{i \geq 2} S_i$, which is also seen as the set of all the nodes which are not neighbours of the sampled node.

In the next lemma we analyse the shape of the stationary distribution μ of the Q chain through the following proposition.

Lemma 5.5. Consider the NodeModel and assume the corresponding Q -chain. Given a node u , recall that k is the number of its neighbours to which a random walk in u can move. Then, a stationary distribution for the Q -chain exists and will be comprised of exactly three types of values. Precisely, for every state $(x, y) \in V^Q$, its stationary distribution μ is given by

$$\mu(x, y) = \begin{cases} \mu_0(n, d, k, \alpha) & \text{if } (x, y) \in S_0 \\ \mu_1(n, d, k, \alpha) & \text{if } (x, y) \in S_1 \\ \mu_+(n, d, k, \alpha) & \text{if } (x, y) \in S_+ \end{cases} \quad (18)$$

where the μ 's are given in Proposition 5.1.

The proof of this lemma can be found in Appendix A.7.

5.4 Proof of Theorem 2.2(2): Concentration of the Convergence Point

We are now ready to prove Theorem 2.2(2).

Proof. We will write $\xi = \xi(0)$. Let P be the transition matrix of a lazy random walk on G . Let f_1, f_2, \dots, f_n be the orthonormal eigenvectors of P with respect to $\langle \cdot, \cdot \rangle_\pi$, where $\pi_i = 1/n$ for all $i \in [n]$. Let $\lambda_1, \lambda_2, \dots, \lambda_n$ be the corresponding eigenvalues. We have that $P\xi = \sum_{i=1}^n \lambda_i \langle \xi, f_i \rangle_\pi f_i$ and $\xi = \sum_{i=1}^n \langle \xi, f_i \rangle_\pi f_i$. Furthermore, $\langle \xi, f_1 \rangle_\pi = \sum_u \xi_u = 0$. Using $\lambda_2 \leq 1$, we get

$$d \sum_{u \in V} \xi_u^2 + \sum_{(u, v) \in E^+} \xi_u \xi_v = 2d \langle \xi, P\xi \rangle = 2dn \langle \xi, P\xi \rangle_\pi = 2dn \sum_{i=1}^n \lambda_i \langle \xi, f_i \rangle_\pi^2 f_i^2 \leq 2dn \lambda_2 \sum_{i=1}^n \langle \xi, f_i \rangle_\pi^2 f_i^2 = 2d \|\xi\|_2^2.$$

By Proposition 5.1, ignoring the additive $1/n^5$ term, we derive

$$\mathbb{V}ar(F) = (\mu_0 - \mu_+) \sum_{u \in V} \xi_u^2 + (\mu_1 - \mu_+) \sum_{(u,v) \in E^+} \xi_u \xi_v \quad (19)$$

$$= ((\mu_0 - \mu_+) - d(\mu_1 - \mu_+)) \|\xi\|_2^2 + (\mu_1 - \mu_+) \left(\sum_{(u,v) \in E^+} \xi_u \xi_v + d \sum_{u \in V} \xi_u^2 \right) \quad (20)$$

$$= ((\mu_0 - \mu_+) - d(\mu_1 - \mu_+)) \|\xi\|_2^2 + (\mu_1 - \mu_+) 2\langle \xi, P\xi \rangle \quad (21)$$

$$(22)$$

Note that $\mu_1 - \mu_+ \leq 0$ for all $k \geq 1$ and $\langle \xi, P\xi \rangle \geq 0$. Thus,

$$\mathbb{V}ar(F) \leq ((\mu_0 - \mu_+) - d(\mu_1 - \mu_+)) \|\xi\|_2^2 = \frac{2k(d-1)(1-\alpha)}{n^2(3dk+d-3k)} \|\xi\|_2^2 = O\left(\frac{\|\xi\|_2^2}{n^2}\right). \quad (23)$$

Moreover,

$$\mathbb{V}ar(F) \geq \frac{2k(d-1)(1-\alpha)}{n^2(3dk+d-3k)} \|\xi\|_2^2 + \frac{-k(1+\alpha) + (1-\alpha) + 2\alpha k}{n^2(3dk+d-3k)} 2d \|\xi\|_2^2 \quad (24)$$

$$= \frac{2(1-\alpha)(2dk-d-k)}{n^2(3dk+d-3k)} \|\xi\|_2^2 = \Omega\left(\frac{\|\xi\|_2^2}{n^2}\right). \quad (25)$$

□

6 Future Work

There are two enticing lines of future work. First, we have shown how to obtain tight bounds on $\mathbb{V}ar(F)$ by analysing the distribution of two dependent random walks. Can one obtain bounds on higher moments $M > 2$ by considering M -dependent random walks? This would allow to derive stronger Chernoff-type results for the concentration of F . Second, is it possible to bound the concentration in the *NodeModel* and *EdgeModel* for irregular graphs?

Appendix

A Node Model

In this section we will prove Theorem 2.2. In order to do that, we will present a series of supporting results and their corresponding proofs. For the ease of presentation, we will work with the *lazy variant* of the *NodeModel* where $\xi(t) = \xi(t-1)$ with probability $1/2$. Note that the lazy and standard version are equivalent up to some delays. We start by showing that $M(\xi(t))$ is a Martingale (see Eq. (1)).

Proposition A.1. *We have $\mathbb{E}(M(\xi(t+1))|\xi(t) = \xi) = M(\xi)$. In particular, $\mathbb{E}(M(\xi(t+1))|\xi(0)) = M(\xi(0))$ and for regular graphs $\mathbb{E}(M(\xi(t+1))|\xi(0)) = \text{Avg}(\xi(0))$.*

Proof. Let I denotes the identity matrix of $n \times n$, and J_{ij} the matrix that has exactly the value 1 in coordinate row i , column j , and 0 otherwise.

Suppose the current values of the vertices are ξ , and let ξ' the values after one iteration. Note that the evolution of the averaging process can then be written as

$$\xi' = \left(\alpha I + \frac{1-\alpha}{k} \sum_{i=1}^k I + J_{x,y_i} - J_{x,x} \right) \xi$$

where x is the vertex chosen to update its value, and (y_i) are the neighbours selected by x . Let $L = \left(\alpha I + \frac{1-\alpha}{k} \sum_{i=1}^k I + J_{x,y_i} - J_{x,x} \right)$ the (random) matrix that gives the value of ξ' .

Note that $M(\xi) = \langle \xi, \mathbf{1} \rangle_\pi$ (where $\mathbf{1}$ is the vector with one 1's), and thus $M(\xi') = \langle L\xi, \mathbf{1} \rangle_\pi$. By linearity of expectation and the fact that L is independent of the current values ξ we have

$$\mathbb{E}(M(\xi')|\xi) = \langle \mathbb{E}(L)\xi, \mathbf{1} \rangle_\pi.$$

We shall compute $\mathbb{E}(L)$. By linearity again, we have $\mathbb{E}(L) = \alpha I + (1-\alpha)I + \mathbb{E}(J_{x,y_i}) - \mathbb{E}(J_{x,x})$.

It is easy to see that $\mathbb{E}(J_{x,x}) = \frac{1}{n} \sum_{v \in V} J_{v,v} = \frac{1}{n}I$. Now, conditioned on x we have that

$$\mathbb{E}(J_{x,y_i}|x) = \sum_{w \in V} \mathbf{1}_{\{x \sim w\}} \frac{1}{d(x)} J_{x,w}$$

and thus

$$\mathbb{E}(J_{x,y_i}) = \frac{1}{n} \sum_{v \in V} \sum_{w \in V} \mathbf{1}_{\{v \sim w\}} \frac{1}{d(v)} J_{v,w}.$$

Then, if we ask for coordinate (i, j) of the previous matrix we find it is equal to $\frac{1}{nd(i)}$ if $i \sim j$, 0 otherwise. I.e. the matrix is $\frac{1}{n}P$, where P is the transition matrix of the random walk on G . Therefore $\mathbb{E}(L) = (1-1/n)I + (1/n)P$, and thus

$$\mathbb{E}(M(\xi')|\xi) = \langle ((1-1/n)I + (1/n)P)\xi, \mathbf{1} \rangle_\pi = \langle \xi, ((1-1/n)I + (1/n)P)\mathbf{1} \rangle_\pi = \langle \xi, \mathbf{1} \rangle_\pi = M(\xi).$$

The second equality holds since I and P are both self-adjoint with respect to $\langle \cdot, \cdot \rangle_\pi$, and $P\mathbf{1} = \mathbf{1}$.

□

A.1 Convergence Time - Framework for the *NodeModel*

Recall that at each time step $t \geq 0$, a node x is chosen uniformly at random. That node, in turn, samples k neighbours y_1, \dots, y_k uniformly at random without replacement. The value of x changes to

$$\xi_x(t+1) = \alpha \xi_x(t) + (1-\alpha) \frac{1}{k} \sum_{i=1}^k \xi_{y_i}(t) \quad (26)$$

and all other vertices keep their previous values. Recall that the with π weighted inner product of two vectors ν and ν' in \mathbb{R}^n is denoted by $\langle \nu, \nu' \rangle_\pi = \sum_{x \in V} \pi_x \nu_x \nu'_x$. We sometimes write $\|\xi\|_\pi^2 = \langle \xi, \xi \rangle_\pi$. Note that for regular graphs,

$$\phi(\xi(0)) = \frac{1}{2n^2} \sum_{u,v \in V} (\xi_u(0) - \xi_v(0))^2 = \frac{1}{n} \sum_{u \in V} (\xi_u(0) - \text{Avg}(0))^2 = \frac{\|\xi(0)\|_2^2}{n}. \quad (27)$$

In general we have,

$$\pi_{min}^2 n \|\xi(0)\|_2^2 \leq \phi(\xi(0)) \leq \pi_{max}^2 n \|\xi(0)\|_2^2. \quad (28)$$

We continue by introducing some additional notation. Recall that P is the transition matrix of the simple, lazy random walk on G whose entries are $P(x, y)$. Further, that π is the stationary distribution of P and note that all vectors are in \mathbb{R}^V , and matrices are of dimension $\mathbb{R}^{V \times V}$. Throughout this proof we use capital letters X and Y to represent random variables accounting for nodes. Lowercase letters x and y represent fixed outcomes for these random variables. With $\mathbf{1}$ we denote the vector where all entries are 1, I denotes the identity matrix and δ_{xy} is the matrix with a 1 in position x, y , and 0 elsewhere. We have

$$(\delta_{xy} \cdot \xi(t))_z = \begin{cases} \xi_y(t) & \text{if } z = x \\ 0 & \text{if } z \neq x \end{cases} \quad (29)$$

With this notation, we have that Eq. (26) can be written as

$$\xi(t+1) = \left(I + \frac{(1-\alpha)}{k} \sum_{i=1}^k (\delta_{XY_i} - \delta_{XX}) \right) \xi(t) \quad (30)$$

where X is sampled uniformly at random and Y_i are (independent) random neighbours of X .

We now proceed to find the upper and lower bounds in Appendix A.2 and Appendix A.3.

A.2 Convergence Time - Upper Bound

First we bound the drop of the potential ϕ .

Proposition A.2. *For every $t > 0$ we have*

$$\mathbb{E}(\phi(\xi(t+1)) | \xi(t)) \leq \left(1 - \frac{(1-\alpha)(1-\lambda_2)[2\alpha + (1-\alpha)(1+\lambda_2)(1-k^{-1})]}{n} \right) \phi(\xi(t)).$$

Moreover, for $\xi(0) = f_2$, the eigenvector associated to the second eigenvalue of the transition matrix P , λ_2 , we have

$$\mathbb{E}(\phi(\xi(t))) \geq \left(1 - \frac{1-\alpha}{n} (1-\lambda_2) \right)^{2t}$$

Proof. For the ease of presentation we write $\xi' = \xi(t+1)$ and $\xi = \xi(t)$ in the proof of this lemma. Then

$$\begin{aligned} \|\xi'\|_\pi^2 &= \left\| \left(I + \frac{1-\alpha}{k} \sum_{i=1}^k (\delta_{XY_i} - \delta_{XX}) \right) \xi \right\|_\pi^2 \\ &= \|\xi\|_\pi^2 + \frac{2(1-\alpha)}{k} \left\langle \xi, \left(\sum_{i=1}^k (\delta_{XY_i} - \delta_{XX}) \right) \xi \right\rangle_\pi + \left(\frac{1-\alpha}{k} \right)^2 \left\| \left(\sum_{i=1}^k (\delta_{XY_i} - \delta_{XX}) \right) \xi \right\|_\pi^2 \end{aligned} \quad (31)$$

We now take the conditional expectation (which for shortness we just denote by \mathbb{E} instead $\mathbb{E}(\cdot | \xi(t))$). Thus, we essentially just need to take expectation on the random nodes. The only terms involving randomness are the second and third, so we will focus on them. For the second term, linearity of expectation, Lemma C.1.(1), and Lemma C.1.(2) yield

$$\mathbb{E} \left\langle \xi, \left(\sum_{i=1}^k (\delta_{XY_i} - \delta_{XX}) \right) \xi \right\rangle_\pi = \frac{k}{n} \langle \xi, (P - I)\xi \rangle_\pi = -\frac{k}{n} \langle \xi, (I - P)\xi \rangle_\pi \quad (32)$$

$$\left\| \left(\sum_{i=1}^k (\delta_{XY_i} - \delta_{XX}) \right) \xi \right\|_{\pi}^2 = \left\| \sum_{i=1}^k \delta_{XX} \xi \right\|_{\pi}^2 - 2 \left\langle \sum_{i=1}^k \delta_{XY_i} \xi, \sum_{i=1}^k \delta_{XX} \xi \right\rangle_{\pi} + \left\| \sum_{i=1}^k \delta_{XY_i} \xi \right\|_{\pi}^2. \quad (33)$$

Then, Lemma C.1.(1) yields

$$\mathbb{E} \left\| \sum_{i=1}^k \delta_{XX} \xi \right\|_{\pi}^2 = \frac{k^2}{n} \|\xi\|_{\pi}^2, \quad (34)$$

Lemma C.1.(2)

$$\mathbb{E} \left\langle \sum_{i=1}^k \delta_{XY_i} \xi, \sum_{i=1}^k \delta_{XX} \xi \right\rangle_{\pi} = \mathbb{E} \left\langle \sum_{i=1}^k \delta_{XY_i} \xi, \sum_{i=1}^k \xi \right\rangle_{\pi} = \frac{k^2}{n} \langle P\xi, \xi \rangle_{\pi} \quad (35)$$

and, finally, Lemma C.1.(3) and Lemma C.1.(4) yield

$$\mathbb{E} \left\| \sum_{i=1}^k \delta_{XY_i} \xi \right\|_{\pi}^2 = \mathbb{E} \sum_{i=1}^k \|\delta_{XY_i} \xi\|_{\pi}^2 + \mathbb{E} \sum_{i=1}^n \sum_{j=1}^n \mathbf{1}_{\{i \neq j\}} \langle \delta_{XY_i} \xi, \delta_{XY_j} \xi \rangle_{\pi} = \frac{k}{n} \|\xi\|_{\pi}^2 + \frac{k^2 - k}{n} \langle \xi, P^2 \xi \rangle_{\pi} \quad (36)$$

By replacing equations (34), (35), and (36) into (33) we get

$$\mathbb{E} \left\| \left(\sum_{i=1}^k (\delta_{XY_i} - \delta_{XX}) \right) \xi \right\|_{\pi}^2 = \frac{k^2}{n} \|\xi\|_{\pi}^2 - 2 \frac{k^2}{n} \langle P\xi, \xi \rangle_{\pi} + \frac{k}{n} \|\xi\|_{\pi}^2 + \frac{k^2 - k}{n} \langle \xi, P^2 \xi \rangle_{\pi} \quad (37)$$

$$= \frac{2k^2}{n} \langle \xi, (I - P)\xi \rangle_{\pi} - \frac{(k^2 - k)}{n} \langle \xi, (I - P^2)\xi \rangle_{\pi} \quad (38)$$

Finally, we insert equations (32) and (37) in equation (31) and we get

$$\begin{aligned} \mathbb{E} \|\xi'\|_{\pi}^2 &= \|\xi\|_{\pi}^2 - \frac{2(1 - \alpha)}{n} \langle \xi, (I - P)\xi \rangle_{\pi} + \frac{(1 - \alpha)^2}{n} \left(2 \langle \xi, (I - P)\xi \rangle_{\pi} - \left(1 - \frac{1}{k}\right) \langle \xi, (I - P^2)\xi \rangle_{\pi} \right) \\ &= \|\xi\|_{\pi}^2 - \frac{2(1 - \alpha)\alpha}{n} \langle \xi, (I - P)\xi \rangle_{\pi} - \frac{(1 - \alpha)^2}{n} \left(1 - \frac{1}{k}\right) \langle \xi, (I - P^2)\xi \rangle_{\pi} \end{aligned} \quad (39)$$

Recall that $P\xi = \sum_{i=1}^n \lambda_i \langle \xi, f_i \rangle_{\pi} f_i$, where f_i are orthonormal under $\langle \cdot, \cdot \rangle_{\pi}$, and λ_i are the eigenvalues $1 \geq \lambda_1 > \lambda_2 \geq \dots \geq \lambda_n > 0$ (See Lemma 12.2 in [42]). Hence,

$$\langle \xi, (I - P)\xi \rangle_{\pi} = \left\langle \sum_{i=1}^n \langle \xi, f_i \rangle_{\pi} f_i, \sum_{i=1}^n (1 - \lambda_i) \langle \xi, f_i \rangle_{\pi} f_i \right\rangle_{\pi} \geq \sum_{i=2}^n (1 - \lambda_i) \langle \xi, f_i \rangle_{\pi}^2 \geq (1 - \lambda_2) \sum_{i=2}^n \langle \xi, f_i \rangle_{\pi}^2$$

and using that $f_1 = \mathbf{1}$, we have

$$\langle \xi, (I - P)\xi \rangle_{\pi} \geq (1 - \lambda_2) \sum_{i=2}^n \langle \xi, f_i \rangle_{\pi}^2 = (1 - \lambda_2) \left(\|\xi\|_{\pi}^2 - \langle \mathbf{1}, \xi \rangle_{\pi}^2 \right) = (1 - \lambda_2) \phi(\xi)$$

and similarly,

$$\langle \xi, (I - P^2)\xi \rangle_{\pi} \geq (1 - \lambda_2^2) \left(\|\xi\|_{\pi}^2 - \langle \mathbf{1}, \xi \rangle_{\pi}^2 \right) = (1 - \lambda_2^2) \phi(\xi).$$

Therefore, by subtracting $\mathbb{E} \langle \mathbf{1}, \xi' \rangle_{\pi}^2 \geq \langle \mathbf{1}, \xi \rangle_{\pi}^2$ to, respectively, the l.h.s. and the r.h.s. of Eq. (39), and by applying the previous inequalities, we have, by the definition of ϕ (see Eq. (3))

$$\begin{aligned} \mathbb{E}(\phi(\xi(t+1))) &\leq \phi(\xi(t)) - \frac{2(1 - \alpha)\alpha}{n} \langle \xi, (I - P)\xi \rangle_{\pi} - \frac{(1 - \alpha)^2}{n} \left(1 - \frac{1}{k}\right) \langle \xi, (I - P^2)\xi \rangle_{\pi} \\ &\leq \phi(\xi(t)) - \frac{2\alpha(1 - \alpha)(1 - \lambda_2)}{n} \phi(\xi(t)) - \frac{(1 - \alpha)^2(1 - \lambda_2^2)}{n} \left(1 - \frac{1}{k}\right) \phi(\xi(t)) \\ &= \left(1 - \frac{2\alpha(1 - \alpha)(1 - \lambda_2) + (1 - \alpha)^2(1 - \lambda_2^2)(1 - 1/k)}{n} \right) \phi(\xi(t)) \\ &= \left(1 - \frac{(1 - \alpha)(1 - \lambda_2)[2\alpha + (1 - \alpha)(1 + \lambda_2)(1 - k^{-1})]}{n} \right) \phi(\xi(t)), \end{aligned}$$

□

A.3 Convergence Time - Lower Bound

Proposition A.3. *Let $k \geq 1$. For the NodeModel, set $\xi(0) = n \cdot f_2(P)$ to be the second eigenvector of the random walk transition matrix. We have*

$$\mathbb{E}(T_\epsilon) = \Omega \left(\frac{n \log(n \|\xi(0)\|_2^2 / \epsilon)}{(1-\alpha)(1-\lambda_2(P))} \right).$$

For the EdgeModel, set $\xi(0) = n \cdot f_2(L)$ to be the second eigenvector of the Laplacian. We have

$$\mathbb{E}(T_\epsilon) = \Omega \left(\frac{m \log(n \|\xi(0)\|_2^2 / \epsilon)}{(1-\alpha)(\lambda_2(L))} \right).$$

Proof. Set $\beta = n$. We prove the proposition for the NodeModel. The proof for the EdgeModel is analogous.

Using the notation of Eq. (29), we have

$$\xi(t+1) = \left(I + \frac{(1-\alpha)}{k} \sum_{i=1}^k (\delta_{XY_i} - \delta_{XX}) \right) \xi(t) \quad (40)$$

By linearity of expectation,

$$\mathbb{E}(\mathbb{E}(\xi(t+1) \mid \xi(t))) = \left(I + \frac{(1-\alpha)}{n} (P - I) \right) \cdot \mathbb{E}(\xi(t)) \quad (41)$$

Hence,

$$\mathbb{E}(\xi(t+1)) = \left(I - \frac{(1-\alpha)}{n} (I - P) \right) \cdot \mathbb{E}(\xi(t)) = \left(I - \frac{(1-\alpha)}{n} (I - P) \right)^{t+1} \cdot \xi(0) \quad (42)$$

Let $q_2 = (1 - \frac{1-\alpha}{n}(1 - \lambda_2(P)))$. For our choice of $\xi(0)$, using that $Pf_2 = \lambda_2 f_2$, we get

$$\mathbb{E}(\xi(t)) = \left(I - \frac{1-\alpha}{n} (I - P) \right)^t \beta \cdot f_2 = \left(1 - \frac{1-\alpha}{n} (1 - \lambda_2(P)) \right)^t \beta \cdot f_2 = q_2^t \cdot f_2. \quad (43)$$

Consider the potential ϕ and recall that

$$\phi(\xi(t)) = \frac{1}{2} \sum_{x,y \in V} \pi_x \pi_y (\xi_x(t) - \xi_y(t))^2$$

showing that ϕ is a convex potential. Thus, we can use linearity of expectation and Jensen's inequality to conclude that

$$\mathbb{E}(\phi(\xi(t))) \geq \frac{1}{2} \sum_{x,y \in V} \pi_x \pi_y (\mathbb{E}(\xi_x(t) - \xi_y(t)))^2 \quad (44)$$

Finally, using the definition of the potential we have by Eq. (3)

$$\mathbb{E}(\phi(\xi(t))) \geq \beta^2 q_2^{2t} \left(\|f_2\|_\pi^2 - \langle \mathbf{1}, f_2 \rangle_\pi^2 \right) = \beta^2 q_2^{2t} \quad (45)$$

The last equality holds for the orthonormality of eigenvectors of matrix P previously mentioned. Note that $\|\xi(0)\|_2^2 = \beta^2$. After $t = \frac{n \log(n \|\xi(0)\|_2^2)}{8(1-\alpha)(1-\lambda_2(P))}$ we have

$$\mathbb{E}(\phi(\xi(t))) \geq q_2^{2t} \beta^2 \geq \beta^2 \left(1 - \frac{1-\alpha}{n} (1 - \lambda_2) \right)^{\frac{n}{(1-\alpha)(1-\lambda_2(P))} \frac{\log(n \|\xi(0)\|_2^2 / \epsilon)}{8}} \geq \beta^2 e^{-\frac{\log(n \|\xi(0)\|_2^2 / \epsilon)}{4}} (1 - o(1)) \quad (46)$$

$$\geq \beta^2 \left(\frac{\epsilon}{n \|\xi(0)\|_2^2} \right)^{\frac{1}{4}} (1 - o(1)) > \epsilon, \quad (47)$$

□

A.4 Convergence Time - Proof of Theorem 2.2.(1)

By Proposition A.2,

$$\mathbb{E}(\phi(\xi(t+1))) \leq \left(1 - \frac{(1-\alpha)(1-\lambda_2)[2\alpha + (1-\alpha)(1+\lambda_2)(1-k^{-1})]}{n}\right) \phi(\xi(t)) \quad (48)$$

$$= \left(1 - \frac{(1-h\lambda_2)}{n}\right)^t \phi(\xi(t)), \quad (49)$$

for some suitable constant h , since $\lambda_2 \geq -1$ and α constant with $\alpha \in (0, 1)$.

$$\mathbb{E}(\phi(\xi(t))) \leq \left(1 - \frac{h(1-\lambda_2)}{n}\right)^t \phi(\xi(0)).$$

By Eq. (28), we have that $\phi(\xi(0)) \leq n\|\xi(0)\|_2^2$. Thus setting $t = 3 \frac{n \log(n\|\xi(0)\|_2^2/\epsilon)}{h(1-\lambda_2)} = \frac{n \log((n\|\xi(0)\|_2^2/\epsilon)^3)}{h(1-\lambda_2)}$, we get

$$\mathbb{E}(\phi(\xi(t))) \leq \left(\frac{\epsilon}{n\|\xi(0)\|_2^2}\right)^3 \phi(\xi(0)) \leq \frac{\epsilon}{n^2}. \quad (50)$$

By Markov inequality, $\Pr(\mathbb{E}(\phi(\xi(t))) \geq \epsilon) \leq 1/n^2$.

The proof of the lower bound can be found in the appendix (Section A.3).

A.5 Concentration Bound - Proof of Proposition 5.1

Proof. Let T be the mixing time such that $|\mu(u, v) - Q^T((x, y), (u, v))| < \frac{1}{K^2 n^7}$, where K is the initial discrepancy. Note that since Q has a stationary distribution π , it is aperiodic and irreducible. Thus, Q mixes in finite time T . Further, since $\text{Avg}(t)$ is a martingale, the variance for values smaller than T is even smaller than $\text{Var}(\text{Avg}(T))$. For $t > T$, the bound on the mixing of Q becomes even tighter.

Recall that (x, y) move according to Q and μ is its stationary distribution. Recall also that X_x (X_y , respectively) denotes the node where the random walk starting at x (y , respectively) ends up at time T . By Lemma 5.3 then we have

$$\mathbb{E}(W_x(T)W_y(T)) = \mathbb{E}(\xi_{X_x}(0)\xi_{X_y}(0)) = \sum_{u,v} Q^T((x, y), (u, v))\xi_u(0)\xi_v(0) \quad (51)$$

$$= \sum_{u,v} \left(\mu(u, v) \pm \frac{1}{K^2 n^7}\right) \xi_u(0)\xi_v(0) = \sum_{u,v} \mu(u, v)\xi_u(0)\xi_v(0) \pm 1/n^5. \quad (52)$$

Then, we can replace the result in Eq. (52) in Eq. (7) to obtain

$$\text{Var}(\text{Avg}(T)) = \frac{1}{n^2} \sum_{x,y} \mathbb{E}(W_x(0)W_y(0)) - \text{Avg}(0)^2 \quad (53)$$

$$\begin{aligned} &= \frac{1}{n^2} \sum_{x,y} \left(\sum_{u,v} \mu(u, v)\xi_u(0)\xi_v(0) \pm 1/n^5 \right) - \text{Avg}(0)^2 \\ &= \sum_{u,v} \mu(u, v)\xi_u(0)\xi_v(0) \pm 1/n^5, \end{aligned} \quad (54)$$

since, by assumption $\text{Avg}(0) = 0$. Thus,

$$\text{Var}(\text{Avg}(T)) = \sum_{u,v} \mu(u, v)\xi_u(0)\xi_v(0) \pm 1/n^5 - \text{Avg}(0)^2 \quad (55)$$

$$= \mu_0 \sum_{(u,u) \in S_0} \xi_u^2(0) + \mu_1 \sum_{(u,v) \in S_1} \xi_u(0)\xi_v(0) + \mu_+ \sum_{(u,v) \in S_+} \xi_u(0)\xi_v(0) \pm 1/n^5 \quad (56)$$

$$= (\mu_0 - \mu_+) \sum_{(u,u) \in S_0} \xi_u^2(0) + (\mu_1 - \mu_+) \sum_{(u,v) \in S_1} \xi_u(0)\xi_v(0) + \mu_+ \sum_{u,v \in V} \xi_u(0)\xi_v(0) \pm 1/n^5 \quad (57)$$

$$= (\mu_0 - \mu_+) \sum_{(u,u) \in S_0} \xi_u^2(0) + (\mu_1 - \mu_+) \sum_{(u,v) \in S_1} \xi_u^2(0) \pm 1/n^5, \quad (58)$$

using that $\sum_{u,v} \xi_u(0)\xi_v(0) = \sum_u \xi_u(0) \sum_v \xi_v(0) = \sum_u \xi_u(0) \text{Avg}(0) = 0$.

As a last step, we equate the summations $\sum_{(u,u) \in S_0} \xi_u^2(0) = \sum_{u \in V} \xi_u^2(0)$ and $\sum_{(u,v) \in S_1} \xi_u^2(0) = \sum_{(u,v) \in E^+} \xi_u^2(0)$, obtaining the statement of the theorem. \square

A.6 Concentration Bound - Proof of Theorem 5.2

Proof. Let F_t , $t = 1, 2, \dots, T$, denote the update matrix in step t of the averaging process corresponding to the edge choice χ_t (' F ' indicates that we are referring to the *forward process*). That is, $\xi(t) = F_t \xi(t-1)$, viewing vectors $\xi(t)$'s as column vectors. Thus if $\chi_t = (u, v)$, then matrix F_t is such that row u is the vector with α at entry u (diagonal), with k elements $\{\alpha_1, \alpha_2, \dots, \alpha_k\}$, $\sum_{i=1}^k \alpha_i = 1 - \alpha$, at entries $v \neq u$, respectively, and 0 elsewhere. All other rows have 1 at the diagonal and 0 elsewhere. That way $\xi_u(t) = \alpha \xi_u(t-1) + (1 - \alpha)\xi_v(t-1)$, and $\xi_w(t) = \xi_w(t-1)$ for each $w \neq u$. Observe that,

$$\xi(\chi) = \xi(T) = F_T(F_{T-1}(\dots(F_2(F_1 \xi(0))\dots)) = \left(\prod_{t=0}^{T-1} F_{T-t} \right) \xi(0). \quad (59)$$

The expectation over one step of the process, for the forward matrix F , is a matrix $Q_1 = \mathbb{E}(F)$, with entries $Q_1(x, y)$ given by

$$Q_1(x, y) = \pi_x(1 - \alpha)P(x, y) \quad (60)$$

$$Q_1(x, x) = (1 - \pi_x) + \alpha\pi_x + (1 - \alpha)\pi_x P(x, x). \quad (61)$$

Q_1 hence represents the transition matrix of a random walk process $X(s)$ where the transition from node x to node y is

$$\mathbb{P}(X(s) = y \mid X(s) = x) = Q_1(x, y).$$

In Section 5.2 we will show that, from this, it follows the construction of another transition matrix $Q_2 = Q$ for the combination of two random walks on G .

Let B_t , $t = 1, 2, \dots, T$ (' B ' indicates the *backward process*) be the update matrix in step t of the random walk process corresponding to the edge choice $\chi_{T-t+1} = (u', v')$, that is, for any fixed node x , $r^{(x)}(t) = B_t(r^{(x)}(t-1))$, viewing vectors $r^{(x)}(t)$'s as column vectors. This means that matrix B_t is such that column u' is the vector with α at entry u' (diagonal), with k elements $\{\alpha_1, \alpha_2, \dots, \alpha_k\}$, $\sum_{i=1}^k \alpha_i = 1 - \alpha$, at entries $v' \neq u'$, and 0 elsewhere. All other columns have 1 at the diagonal and 0 elsewhere. That way $r_{u'}^{(x)}(t) = \alpha r_{u'}^{(x)}(t-1)$, $r_{v'}^{(x)}(t) = r_{v'}^{(x)}(t-1) + (1 - \alpha)r_{u'}^{(x)}(t-1)$, and $r_w^{(x)}(t) = r_w^{(x)}(t-1)$ for each $w \notin \{u', v'\}$. Since nodes u' and v' in step t of the random walk process are the same as nodes u and v in step $T - t + 1$ of the averaging process, then $B_t = (F_{T-t+1})^\top$, where the superscript \top denotes matrix transposition. We have

$$r^{(x)}(T) = \left(\prod_{t=0}^{T-1} B_{T-t} \right) r^{(x)}(0), \quad (62)$$

where $r^{(x)}(0)$ is the unit vector with 1 at position x (indicating the starting node x of the random walk). Hence we have

$$\begin{aligned} W_x(\chi^R) &= W_x(T) = \langle r^{(x)}(T), \xi(0) \rangle = \left(\left(\prod_{t=0}^{T-1} B_{T-t} \right) r^{(x)}(0) \right)^\top \xi(0) \\ &= \left((r^{(x)}(0))^\top \left(\prod_{t=1}^T (B_t)^\top \right) \right) \xi(0) = \left((r^{(x)}(0))^\top \left(\prod_{t=1}^T F_{T-t+1} \right) \right) \xi(0) \end{aligned}$$

$$\begin{aligned}
&= \left((r^{(x)}(0))^\top \left(\prod_{t=0}^{T-1} F_{T-t} \right) \right) \xi(0) = (r^{(x)}(0))^\top \left(\left(\prod_{t=0}^{T-1} F_{T-t} \right) \xi(0) \right) \\
&= \langle r^{(x)}(0), \xi(T) \rangle = \xi_x(T) = \xi_x(\chi),
\end{aligned}$$

implying that $W(\chi^R) = \xi(\chi)$. \square

A.7 Concentration Bound - Proof of Lemma 5.5

Proof. The Q chain has $|V^Q| = n^2$ many states and any state belongs to exactly one of the three types of sets S_0, S_1, S_+ . The stationary distribution μ is obtained from a system of n^2 equations in n^2 unknowns, each of the unknowns belonging to one of the three types of sets. Since the Q -chain is irreducible and aperiodic, by definition μ satisfies the equation $\mu = \mu Q$ and

$$\mu(x, y) = \sum_{(u,v) \in \mathcal{N}(x,y)} \mu(u, v) Q((u, v), (x, y)). \quad (63)$$

Note that for $k > 1$ the Q -chain is not reversible since the state space of the Q -chain is not bi-directional. Hence, the detailed balanced equations of the form $\mu_i Q_{ij} = \mu_j Q_{ji}$ do not hold. In particular, while a transition $(u, v) \rightarrow (x, y)$ with $(u, v) \in S_0$ and $(x, y) \in S_+$ is possible (for example going from distance 0 to distance 2), the transition in the opposite direction is not possible ($(x, y) \not\rightarrow (u, v)$).

In the following we fix a state (x, y) and describe how it can be reached from other states in the Q chain. Let $c = c(x, y)$ be the number of common neighbours of x and y . Note that $c = 0$ if x and y have a distance $i > 2$. For simplicity of notation, we define $f(u, v) := \mu(u, v) Q((u, v), (x, y))$ and $\mathcal{N} := \mathcal{N}(x, y)$, where $\mathcal{N}(x, y)$ is the set of neighbours of (x, y) . Eq. (63) can be split into different parts, each accounting for a different set S_i of states

$$\mu(x, y) = \sum_{\substack{(u,v) \in \\ \mathcal{N} \cap S_0}} f(u, v) + \sum_{\substack{(u,v) \in \\ \mathcal{N} \cap S_1}} f(u, v) + \sum_{\substack{(u,v) \in \\ \mathcal{N} \cap S_+}} f(u, v) \quad (64)$$

We define $\mu_0 := \mu(x, y)$ if $(x, y) \in S_0$, $\mu_1 := \mu(x, y)$ if $(x, y) \in S_1$ or $\mu_+ := \mu(x, y)$ for $(x, y) \in S_+$.

Case 1: $(x, y) \in S_0$. In this case Eq. (64) becomes Eq. (65). The first element accounts for the transitions as described in Eq. (11) and Eq. (14), while the second element accounts for the transitions as described in Eq. (15). Note that there is no transition from μ_+ , since, in the case where the random walks are on different nodes, only at most one of them can move and cannot get to distance zero.

$$\begin{aligned}
\mu_0 &= \sum_{(u,v) \in \mathcal{N} \cap S_0} f(u, v) + \sum_{(u,v) \in \mathcal{N} \cap S_1} f(u, v) \\
&= \mu_0 \left(\frac{n-1}{n} + \pi \alpha^2 + d \pi (1-\alpha)^2 \cdot \frac{1}{kd} \right) + \mu_1 \left(2\pi(1-\alpha) \cdot \frac{1}{d} \cdot d \right)
\end{aligned} \quad (65)$$

Case 2: $(x, y) \in S_1$. In this case, we can get to (x, y) from states in S_0, S_1 or S_+ .

First we consider states in S_0 . This happens when u is a common neighbour of x and y and there is a transition $(u, u) \rightarrow (x, y)$ with $(u, u) \in S_0$. Recall that c is the number of common neighbours of x and y . If there are c common neighbours, there could be c many transitions of this type (see Fig. 3).

Next, we consider the case where we are coming from S_1 . We can get from a state $(x, u) \in S_1$ ($(u, y) \in S_1$) to (x, y) if and only if $(u, y) \in S_1$ ($(x, u) \in S_1$) (see Fig. 2). Again, this happens when u is a common neighbour of x and y .

Finally, we consider states in S_+ . If u is not a common neighbour of x and y , then there is a transition $(x, u) \rightarrow (x, y)$ and $(x, u) \in S_+$. Therefore x has c neighbours u for which $(x, u) \rightarrow (x, y)$ and $(x, u) \in S_1$, one direct link to y , and $d - c - 1$ neighbours u with a transition $(x, u) \rightarrow (x, y)$ and $(x, u) \in S_+$. The same observation applies to node y .

Putting the 3 cases together Eq. (64) becomes

$$\begin{aligned}
\mu_1 &= \sum_{(u,v) \in \mathcal{N} \cap S_0} \mu(u,v)Q((u,v), (x,y)) + \sum_{(u,v) \in \mathcal{N} \cap S_1} \mu(u,v)Q((u,v), (x,y)) \\
&\quad + \sum_{(u,v) \in \mathcal{N} \cap S_+} \mu(u,v)Q((u,v), (x,y)) \\
&= \mu_0 \left(2\pi\alpha(1-\alpha)\frac{1}{d} + \pi c(1-\alpha)^2 \cdot \frac{k-1}{kd(d-1)} \right) + \mu_1 \left(\frac{n-2}{n} + 2\pi\alpha + 2\pi c(1-\alpha) \cdot \frac{1}{d} \right) \\
&\quad + \mu_+ \left(2\pi(d-c-1)(1-\alpha) \cdot \frac{1}{d} \right). \tag{66}
\end{aligned}$$

The elements of Eq. (66) account for the transitions as described in Eq. (10), Eq. (12), Eq. (13) and Eq. (17).

In order to check that $c = c(x, y)$ vanishes simultaneously in the evaluation of Eq. (66) we can extract the coefficients of c on the LHS and RHS to verify this. After some cancellation and by substituting μ_* taken from Proposition 5.1, we obtain

$$\begin{aligned}
0 &= \frac{(1-\alpha)(k-1)}{k(d-1)}\mu_0 + 2\mu_1 - 2\mu_+ \\
&= (1-\alpha)(k-1) + (d-1)\gamma - (d\gamma - 2\alpha k),
\end{aligned}$$

Which can be checked to be correct.

Case 3: $(x, y) \in S_+$. In this case we obtain

$$\begin{aligned}
\mu_+ &= \sum_{(u,v) \in \mathcal{N} \cap S_0} f(u,v) + \sum_{(u,v) \in \mathcal{N} \cap S_1} f(u,v) + \sum_{(u,v) \in \mathcal{N} \cap S_+} f(u,v) \\
&= \mu_+ \left(\frac{n-2}{n} + 2\pi\alpha + \pi 2(d-c)(1-\alpha)\frac{1}{d} \right) + \mu_1 \left(2c\pi(1-\alpha)\frac{1}{d} \right) + \mu_0 \left(c\pi(1-\alpha)^2 \frac{k-1}{kd(d-1)} \right) \tag{67}
\end{aligned}$$

The elements of Eq. (67) are again described in Eq. (10), Eq. (12), Eq. (13) and Eq. (17). It can be checked that c cancels out also in this case, following the previous argument.

For $dis(x, y) > 2$, then $c = 0$. Eq. (67) still holds and becomes

$$\begin{aligned}
\mu_+ &= \mu_+ \left(\frac{n-2}{n} + 2\pi\alpha + \pi 2(1-\alpha) \right) \\
1 &= 1 - \pi 2 + 2\pi\alpha + \pi 2 - 2\pi\alpha
\end{aligned}$$

The final equation we need is the following, which tells us that the stationary distribution needs to sum to 1. As $|S_0| = n$, and $|S_1| = 2|E|$, for d -regular graphs this is equivalent to

$$1 = n\mu_0 + 2|E|\mu_1 + (n^2 - 2|E| - n)\mu_+ = n\mu_0 + nd\mu_1 + n(n-d-1)\mu_+. \tag{68}$$

If we now input the values for μ_+ from Eq. (18) in Eq. (65), Eq. (66) and Eq. (67) the equations will be satisfied and c will disappear, proving their validity for any of the n^2 equations of the system. \square

B Edge Model

We obtain the following results for Edge Model.

Theorem B.1 (Edge Model). *Let $G = (V, E)$ be an arbitrary unweighted graph, α an arbitrary constant in $(0, 1)$ and let $\epsilon \in (0, 1)$. Let $T = T_\epsilon$ be the first time such that $\xi(T)$ is ϵ -converged.*

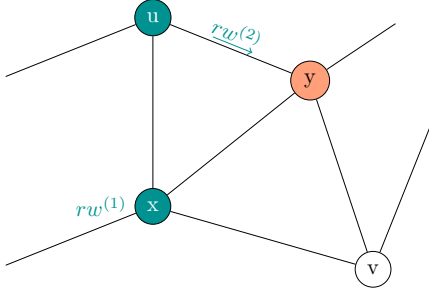


Figure 2: The random walks are located in the blue nodes. $rw^{(1)}$ is in x , the state $(x, u) \in S_1$. $rw^{(2)}$ moves from u to y , obtaining the state $(x, y) \in S_1$

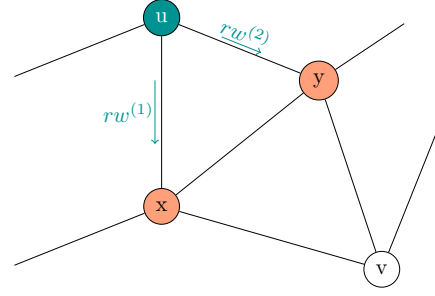


Figure 3: Both $rw^{(1)}$ and $rw^{(2)}$ are in u , the state $(u, u) \in S_0$. Later, $rw^{(1)}$ moves from u to x and $rw^{(2)}$ moves from u to y , obtaining again $(x, y) \in S_1$

1. (convergence time) Then, we have w.h.p.

$$T = O\left(\frac{|E| \log(n \|\xi(0)\|_2^2 / \epsilon)}{\lambda_2(L)}\right).$$

Furthermore, there exists an initial state $\xi(0)$ for which this bound is tight up to constants.

2. (concentration of fixed-point) For any regular graph G and $\text{Avg}(0) = 0$, we have

$$\text{Var}(F) = \Theta\left(\frac{\|\xi(0)\|_2^2}{n^2}\right)$$

See Proposition 5.1 for bounds that are asymptotically tight.

Note that the concentration follows from Theorem 2.2 since for regular graphs Node Model and Edge Model are identical.

For d -regular graphs both theorems (Theorem 2.2 and Theorem B.1) give the same bound on the convergence time. Note that in this case there is a factor of d between $1 - \lambda_2(P)$ and $\lambda_2(L)$. Our convergence bound does not give results for the voter model since we have to assume that $\alpha > 0$. For comparison, in [18] the authors provide an upper bound of $O\left(\frac{n}{1 - \lambda_2(P)}\right)$ on the expected convergence time of the *parallel* voter model for any regular graph G . Thus, our process is faster by $\Omega(n / \log n)$, provided that α is some constant bounded away from 0 and 1 and $K, \epsilon = \text{poly}(n)$. Since we have $\lambda_2(L) \geq i(G)^2 / 2d_{\max}$ from Theorem B.1 we can derive (see Corollary C.2 for details) the following.

$$\mathbb{E}(T) = O\left(\frac{md_{\max} \log(n \|\xi(0)\|_2^2 / \epsilon)}{\alpha(1 - \alpha)(i(G)^2)}\right), \quad (69)$$

where $i(G)$ is the isoperimetric number, defined as $i(G) = \min_{0 < |S| \leq n/2} |E(S : \bar{S})| / |S|$, where $S \subset V$ and $E(S : \bar{S})$ are the edges from S to $\bar{S} = V \setminus S$.

B.1 Convergence Time - EdgeModel

In this section we prove Part (1) of Theorem B.1.

Proposition B.2. Let G be a connected graph with m edges and let $\text{Avg}(0) = \frac{1}{n} \sum_i \xi_i(0)$. Let $\bar{\phi}_V(\xi(t)) = \frac{1}{2n} \sum_{x,y \in V} (\xi_x(t) - \xi_y(t))^2$.

(i) $\text{Avg}(t)$ is a martingale and thus $\mathbb{E}(\text{Avg}(t)) = \text{Avg}(0)$.

(ii)

$$\mathbb{E}(\bar{\phi}_V(\xi(t))) \leq \left(1 - \frac{\alpha(1-\alpha)}{m} \lambda_2(L)\right)^t \bar{\phi}_V(\xi(0)).$$

Proof. First we prove (i). Again, we write ξ instead of $\xi(t)$ and ξ' instead of $\xi(t+1)$ in the proof of this lemma. Further, denote the value of a variable $Z(t)$ by $Z = Z(t)$ and $Z' = Z(t+1)$. By linearity of expectation

$$\mathbb{E}(\xi'_i \mid \xi, \text{edge } (i, j) \text{ chosen}) = \frac{1}{2}\xi_i + \frac{1}{2}(\alpha\xi_i + (1-\alpha)\xi_j) = \frac{1}{2}(1+\alpha)\xi_i + \frac{1}{2}(1-\alpha)\xi_j.$$

Thus

$$\mathbb{E}(\xi'_i \mid \xi) = \left(1 - \frac{d_i}{m}\right)\xi_i + \frac{1}{m} \left(\sum_{j \sim i} \frac{1}{2}(1+\alpha)\xi_i + \frac{1}{2}(1-\alpha)\xi_j\right) = \left(1 - (1-\alpha)\frac{d_i}{2m}\right)\xi_i + \frac{1-\alpha}{2m} \sum_{j \sim i} \xi_j.$$

Let $Y = \sum_{i=1}^n \xi_i$ and $Y' = \sum_{i=1}^n \xi'_i$. Then

$$\mathbb{E}(Y' \mid \xi) = \sum_i \left(\left(1 - (1-\alpha)\frac{d_i}{2m}\right)\xi_i + \frac{1-\alpha}{2m} \sum_{j \sim i} \xi_j\right) = \sum_i \xi_i - \frac{1-\alpha}{2m} \sum_i d_i \xi_i + \frac{1-\alpha}{2m} \sum_j \xi_j \sum_{i \sim j} 1 = Y.$$

Now we are ready to prove (ii). Again, by linearity of expectation

$$\begin{aligned} \mathbb{E}(\xi_i'^2 \mid \xi, \text{edge } (i, j) \text{ chosen}) &= \frac{1}{2}\xi_i^2 + \frac{1}{2}(\alpha\xi_i + (1-\alpha)\xi_j)^2. \\ \mathbb{E}(\xi_i'^2 \mid \xi) &= \xi_i^2 \left(1 - \frac{(1-\alpha^2)}{2m}d_i\right) + \sum_{i \sim j} \frac{\alpha(1-\alpha)}{m} \xi_i \xi_j + \sum_{i \sim j} \frac{(1-\alpha)^2}{2m} \xi_j^2. \end{aligned}$$

Thus

$$\begin{aligned} \mathbb{E}\left(\sum_i \xi_i'^2 \mid \xi\right) &= \sum_i \xi_i^2 \left(1 - \frac{(1-\alpha^2)}{2m}d_i\right) + \frac{\alpha(1-\alpha)}{m} \sum_i \sum_{i \sim j} \xi_i \xi_j + \frac{(1-\alpha)^2}{2m} \sum_i \xi_i^2 d_i \\ &= \sum_i \xi_i^2 \left(1 - \frac{\alpha(1-\alpha)}{m}d_i\right) + \frac{\alpha(1-\alpha)}{m} \sum_i \sum_{i \sim j} \xi_i \xi_j \\ &= \sum_i \xi_i^2 - \frac{\alpha(1-\alpha)}{m} (\xi^\top D \xi - \xi^\top A \xi) = \sum_i \xi_i^2 - \frac{\alpha(1-\alpha)}{m} (\xi^\top L \xi) \end{aligned} \quad (70)$$

Recall that L represents the graph Laplacian of G . L is symmetric positive semi-definite, so it has an orthonormal basis $U = (f_1, \dots, f_n)$ such that $L = U^\top \Lambda U$. In particular $f_1 = (1/\sqrt{n})\mathbf{1}$. Thus, $\xi = \sum_{i=1}^n \langle \xi, f_i \rangle f_i$ and $L\xi = \sum_{i=1}^n \lambda_i \langle \xi, f_i \rangle f_i$, where $\langle a, b \rangle$ is the standard inner product $\sum a_i b_i$ with no weights. Hence, as $\lambda_1 = 0$,

$$L\xi \geq \lambda_2 \sum_{i=2}^n \langle \xi, f_i \rangle f_i, \quad \text{and}$$

$$\xi^\top L \xi \geq \lambda_2 \sum_{i=2}^n \langle \xi, f_i \rangle^2 = \lambda_2 \left(\sum_{i=1}^n \xi_i^2 - \langle \xi, f_1 \rangle^2\right). \quad (71)$$

As $\mathbb{E}(\sum \xi_i)^2 \geq (\mathbb{E} \sum \xi_i)^2$, and $Y = \sum_i \xi_i$ is a martingale, we have

$$\mathbb{E}(\xi', f_1)^2 = \frac{1}{n} \mathbb{E} \left(\sum \xi'_i\right)^2 \geq \frac{1}{n} \left(\mathbb{E} \sum \xi'_i\right)^2 = \frac{1}{n} \left(\sum \xi_i\right)^2 = \langle \xi, f_1 \rangle^2. \quad (72)$$

We define $\bar{\phi}_V(\xi(t)) = \frac{1}{2n} \sum_{x, y \in V} (\xi_x(t) - \xi_y(t))^2$. Note that $\bar{\phi}_V(\xi(t)) = \sum \xi_i^2 - \frac{1}{n} (\sum \xi_i)^2 = \sum \xi_i^2 - \langle \xi, f_1 \rangle^2$. Then we use linearity of expectation once more, yielding

$$\mathbb{E}(\bar{\phi}_V(\xi')) = \mathbb{E} \left(\sum \xi_i'^2\right) - \mathbb{E}(\xi', f_1)^2 \leq \mathbb{E} \left(\sum \xi_i'^2\right) - \langle \xi, f_1 \rangle^2$$

$$\leq \sum \xi_i^2 - \frac{\alpha(1-\alpha)}{m} (\xi^\top L\xi) - \langle \xi, f_1 \rangle^2 \leq \bar{\phi}_V(\xi) \left(1 - \frac{\alpha(1-\alpha)}{m} \lambda_2 \right).$$

Where the subsequent steps come from (72), (70) and (71), respectively. It follows that

$$\mathbb{E}(\bar{\phi}_V(\xi(t))) \leq \left(1 - \frac{\alpha(1-\alpha)}{m} \lambda_2 \right)^t \bar{\phi}_V(\xi(0)).$$

Relating $\bar{\phi}_v$ with ϕ one can use the same arguments to conclude as in the proof of Theorem 2.2.(1). \square

Proof. The convergence time follows from Proposition B.2. The concentration bound from Proposition 5.1 The time-dependent concentration bound, for general graphs, follows from Corollary C.2.(iii). \square

B.2 Concentration Bound - EdgeModel

Note that the concentration follows from Theorem 2.2 since for regular graphs Node Model and Edge Model are identical.

C Auxiliary Results

Lemma C.1. *Let \mathbb{E} denote expectation over the random nodes X , and Y_i . Then*

1. $\mathbb{E} \|\delta_{XX}\xi\|_\pi^2 = \mathbb{E} \langle \xi, \delta_{XX}\xi \rangle_\pi = \frac{1}{n} \|\xi\|_\pi^2 = \frac{1}{n} \langle \xi, \xi \rangle_\pi$
2. $\mathbb{E} \langle \xi, \delta_{XY_i}\xi \rangle_\pi = \frac{1}{n} \langle \xi, P\xi \rangle_\pi$
3. $\mathbb{E} \|\delta_{XY_i}\xi\|_\pi^2 = \frac{1}{n} \|\xi\|_\pi^2$
4. for $i \neq j$, $\mathbb{E} \langle \delta_{XY_i}\xi, \delta_{XY_j}\xi \rangle_\pi = \frac{1}{n} \langle \xi, P^2\xi \rangle_\pi$

Proof. For Item 1, clearly,

$$\|\delta_{XX}\xi\|_\pi^2 = \langle \xi, \delta_{XX}\xi \rangle_\pi = \pi_X \xi_X^2.$$

Taking expectation, we have $\mathbb{E}(\pi_X \xi_X^2) = \frac{1}{n} \sum_{x \in V} \pi_x \xi_x^2 = \frac{1}{n} \langle \xi, \xi \rangle_\pi = \frac{1}{n} \|\xi\|_\pi^2$

For Item 2, $\mathbb{E} \langle \xi, \delta_{XY_i}\xi \rangle_\pi = \mathbb{E}(\pi_X \xi_X \xi_{Y_i}) = \frac{1}{n} \sum_{x,y \in V} \pi_x \xi_x \xi_y P(x,y) = \frac{1}{n} \langle \xi, P\xi \rangle_\pi$

For Item 3,

$$\mathbb{E} \|\delta_{XY_i}\xi\|_\pi^2 = \mathbb{E}(\pi_X \xi_{Y_i}^2) = \frac{1}{n} \sum_{x,y \in V} \pi_x P(x,y) \xi_y^2 = \frac{1}{n} \sum_{x,y \in V} \pi_y P(y,x) \xi_y^2 = \frac{1}{n} \sum_{x \in V} \pi_x \xi_x^2$$

For the last item,

$$\begin{aligned} \mathbb{E} \langle \delta_{XY_i}\xi, \delta_{XY_j}\xi \rangle_\pi &= \mathbb{E}(\pi_x \xi_{Y_i} \xi_{Y_j}) = \sum_{x,y,y' \in V} \frac{P(x,y)P(x,y')}{n} \pi_x \xi_y \xi_{y'} \\ &= \sum_{x,y,y' \in V} \pi_y \frac{P(y,x)P(x,y')}{n} \xi_y \xi_{y'} \\ &= \sum_{y,y' \in V} \pi_y \frac{P^2(y,y')}{n} \xi_y \xi_{y'} = \frac{1}{n} \langle \xi, P^2\xi \rangle_\pi \end{aligned}$$

\square

Recall that $d_{\max} = d_{\max}(G)$ is maximum degree of G , $i(G)$ is the isoperimetric number defined as $i(G) = \min_{0 < |S| \leq n/2} |E(S : \bar{S})|/|S|$, where $S \subset V$ and $E(S : \bar{S})$ are the edges from S to $\bar{S} = V \setminus S$.

We have the following corollary.

Corollary C.2. *We have*

(i) $\lambda_2(L) \geq i(G)^2/2d_{\max}$ and thus

$$\mathbb{E}(\phi_V(t)) \leq \left(1 - \frac{\alpha(1-\alpha)}{2m} \frac{i(G)^2}{d_{\max}}\right)^t \phi(0).$$

(ii) Consider the NodeModel. Let $K = \max_i X_i(0) - \min_i X_i(0)$, then

$$\text{Var}(M(t)) \leq t \left(\frac{\Delta}{2m} K\right)^2.$$

(iii) Consider the EdgeModel. Let $K = \max_i X_i(0) - \min_i X_i(0)$, then

$$\text{Var}(\text{Avg}(t)) \leq \frac{t}{n^2} K^2.$$

Proof. First we show (i). The value of $\lambda_2(L)$ is bounded by⁴,

$$d_{\max} - \sqrt{d_{\max}^2 - i(G)^2} \leq \lambda_2(L) \leq 2i(G).$$

As $1 - x/2 \geq \sqrt{1 - x}$,

$$\lambda_2(L) \geq d_{\max} \left(1 - \sqrt{1 - \frac{i(G)^2}{d_{\max}^2}}\right) \geq \frac{i(G)^2}{2d_{\max}}.$$

Thus, together with the above inequality and Proposition B.2.(ii) we obtain (i).

We now prove (ii) As $M(t)$ is a Martingale we have

$$\text{Var}(M(t)) \leq \sum_{s=0}^{t-1} \mathbb{E}((M(s+1) - M(s))^2).$$

Its obvious that $(Y' - Y)^2 \leq \left(\frac{\Delta}{2m} K\right)^2$.

$$\text{Var}(M(t)) \leq t \left(\frac{\Delta}{2m} K\right)^2.$$

Now we are ready to proof (iii). Let $Y = \sum_{i=1}^n \xi_i$ and $Y' = \sum_{i=1}^n \xi'_i$ As Y is a Martingale (Proposition B.2) we have

$$\text{Var}(Y(t)) \leq \sum_{s=0}^{t-1} \mathbb{E}((Y(s+1) - Y(s))^2).$$

Its obvious that $(Y' - Y)^2 \leq K^2$. Thus as $\text{Avg}(t) = Y(t)/n$,

$$\text{Var}(\text{Avg}(t)) = \frac{1}{n^2} \text{Var}(Y(t)) = \frac{t}{n^2} K^2.$$

□

⁴B. Mohar. Isoperimetric numbers of graphs. JCT B 47, 274–291 (1989)

References

- [1] David Aldous. Interacting particle systems as stochastic social dynamics. *Bernoulli*, 19(4):1122–1149, 2013.
- [2] Dan Alistarh, Giorgi Nadiradze, and Amirmojtaba Sabour. Dynamic Averaging Load Balancing on Cycles. In Artur Czumaj, Anuj Dawar, and Emanuela Merelli, editors, *47th International Colloquium on Automata, Languages, and Programming (ICALP 2020)*, volume 168 of *Leibniz International Proceedings in Informatics (LIPIcs)*, pages 7:1–7:16, Dagstuhl, Germany, 2020. Schloss Dagstuhl–Leibniz-Zentrum für Informatik.
- [3] Dan Alistarh, Giorgi Nadiradze, and Amirmojtaba Sabour. Dynamic averaging load balancing on cycles. In Artur Czumaj, Anuj Dawar, and Emanuela Merelli, editors, *47th International Colloquium on Automata, Languages, and Programming, ICALP 2020, July 8-11, 2020*, volume 168 of *LIPIcs*, pages 7:1–7:16, Saarbrücken, Germany (Virtual Conference), 2020. Schloss Dagstuhl - Leibniz-Zentrum für Informatik.
- [4] Dana Angluin, James Aspnes, and David Eisenstat. A simple population protocol for fast robust approximate majority. *Distributed Computing*, 21(2):87–102, 2008.
- [5] Luca Becchetti, Andrea E. F. Clementi, and Emanuele Natale. Consensus dynamics: An overview. *SIGACT News*, 51(1):58–104, 2020.
- [6] Florence Bénézit, Vincent D. Blondel, Patrick Thiran, John N. Tsitsiklis, and Martin Vetterli. Weighted gossip: Distributed averaging using non-doubly stochastic matrices. In *IEEE International Symposium on Information Theory, ISIT 2010, June 13-18, 2010, Proceedings*, pages 1753–1757, Austin, Texas, USA, 2010. IEEE.
- [7] Gerardo Beni and Ping Liang. Pattern reconfiguration in swarms-convergence of a distributed asynchronous and bounded iterative algorithm. *IEEE Transactions on Robotics and Automation*, 12(3):485–490, 1996.
- [8] Petra Berenbrink, Andrea Clementi, Robert Elsässer, Peter Kling, Frederik Mallmann-Trenn, and Emanuele Natale. Ignore or comply? on breaking symmetry in consensus. In *Proceedings of the ACM Symposium on Principles of Distributed Computing*, pages 335–344, Washington, DC, 2017. ACM.
- [9] Petra Berenbrink, Tom Friedetzky, George Giakkoupis, and Peter Kling. Efficient plurality consensus, or: the benefits of cleaning up from time to time. In Ioannis Chatzigiannakis, Michael Mitzenmacher, Yuval Rabani, and Davide Sangiorgi, editors, *43rd International Colloquium on Automata, Languages, and Programming, ICALP 2016, July 11-15, 2016*, volume 55 of *LIPIcs*, pages 136:1–136:14, Rome, Italy, 2016. ICALP.
- [10] Petra Berenbrink, Tom Friedetzky, and Zengjian Hu. A new analytical method for parallel, diffusion-type load balancing. *J. Parallel Distributed Comput.*, 69(1):54–61, 2009.
- [11] Petra Berenbrink, George Giakkoupis, Anne-Marie Kermarrec, and Frederik Mallmann-Trenn. Bounds on the voter model in dynamic networks. In Ioannis Chatzigiannakis, Michael Mitzenmacher, Yuval Rabani, and Davide Sangiorgi, editors, *43rd International Colloquium on Automata, Languages, and Programming, ICALP 2016, July 11-15, 2016, Rome, Italy*, volume 55 of *LIPIcs*, pages 146:1–146:15, Rome, Italy, 2016. Schloss Dagstuhl - Leibniz-Zentrum für Informatik.
- [12] Arnab Bhattacharyya, Mark Braverman, Bernard Chazelle, and Huy L. Nguyen. On the convergence of the hegselmann-krause system. In *Proceedings of the 4th Conference on Innovations in Theoretical Computer Science, ITCS '13*, page 61–66, New York, NY, USA, 2013. Association for Computing Machinery.
- [13] Stephen P. Boyd, Arpita Ghosh, Balaji Prabhakar, and Devavrat Shah. Randomized gossip algorithms. *IEEE Trans. Inf. Theory*, 52(6):2508–2530, 2006.
- [14] Leran Cai and Thomas Sauerwald. Randomized load balancing on networks with stochastic inputs. In Ioannis Chatzigiannakis, Piotr Indyk, Fabian Kuhn, and Anca Muscholl, editors, *44th International Colloquium on Automata, Languages, and Programming, ICALP 2017, July 10-14, 2017*, volume 80 of *LIPIcs*, pages 139:1–139:14, Warsaw, Poland, 2017. Schloss Dagstuhl - Leibniz-Zentrum für Informatik.
- [15] Bernard Chazelle. Natural algorithms and influence systems. *Communications of the ACM*, 55(12):101–110, 2012.
- [16] Bernard Chazelle. Natural algorithms and influence systems. *Commun. ACM*, 55(12):101–110, 2012.
- [17] Bernard Chazelle. Diffusive influence systems. *SIAM J. Comput.*, 44(5):1403–1442, 2015.

- [18] Colin Cooper, Robert Elsässer, Hirotaka Ono, and Tomasz Radzik. Coalescing random walks and voting on graphs. In Darek Kowalski and Alessandro Panconesi, editors, *ACM Symposium on Principles of Distributed Computing, PODC '12, Funchal, Madeira, Portugal, July 16-18, 2012*, pages 47–56, Madeira, Portugal, 2012. ACM.
- [19] Colin Cooper, Robert Elsässer, and Tomasz Radzik. The power of two choices in distributed voting. In Javier Esparza, Pierre Fraigniaud, Thore Husfeldt, and Elias Koutsoupias, editors, *Automata, Languages, and Programming - 41st International Colloquium, ICALP 2014, Copenhagen, Denmark, July 8-11, 2014, Proceedings, Part II*, volume 8573 of *Lecture Notes in Computer Science*, pages 435–446, Copenhagen, Denmark, 2014. Springer.
- [20] Colin Cooper, Tomasz Radzik, Nicolas Rivera, and Takeharu Shiraga. Fast plurality consensus in regular expanders. In Andréa W. Richa, editor, *31st International Symposium on Distributed Computing, DISC 2017, October 16-20, 2017*, volume 91 of *LIPICs*, pages 13:1–13:16, Vienna, Austria, 2017. Schloss Dagstuhl - Leibniz-Zentrum für Informatik.
- [21] Colin Cooper and Nicolás Rivera. Threshold behaviour of discordant voting on the complete graph. *J. Discrete Algorithms*, 50:10–22, 2018.
- [22] George Cybenko. Dynamic load balancing for distributed memory multiprocessors. *Journal of parallel and distributed computing*, 7(2):279–301, 1989.
- [23] M. DeGroot. Reaching a consensus. *Journal of the American Statistical Association*, 69(345):118–121, 1974.
- [24] Morris H DeGroot. Reaching a consensus. *Journal of the American Statistical Association*, 69(345):118–121, 1974.
- [25] Alejandro D. Domínguez-García and Christoforos N. Hadjicostis. Distributed strategies for average consensus in directed graphs. In *50th IEEE Conference on Decision and Control and European Control Conference, 11th European Control Conference, CDC/ECC 2011, December 12-15, 2011*, pages 2124–2129, Orlando, FL, USA, 2011. IEEE.
- [26] David Doty, Mahsa Eftekhari, Leszek Gasieniec, Eric E. Severson, Przemyslaw Uznanski, and Grzegorz Stachowiak. A time and space optimal stable population protocol solving exact majority. In *62nd IEEE Annual Symposium on Foundations of Computer Science, FOCS 2021, February 7-10, 2022*, pages 1044–1055, Denver, CO, USA, 2021. IEEE.
- [27] David Doty, Mahsa Eftekhari Hesari, Leszek Gasieniec, Eric Severson, Grzegorz Stachowiak, and Przemyslaw Uznanski. A time and space optimal stable population protocol solving exact majority (full version). In *to appear FOCS 2021*, page 0–0, Denver, Colorado, 2021. FOCS.
- [28] Moez Draief and Laurent Massoulié. *Epidemics and Rumours in Complex Networks*. London Mathematical Society Lecture Note Series. Cambridge University Press, London, UK, 2009.
- [29] Dimitris Fotakis, Anthimos Vardis Kandiros, Vasilis Kontonis, and Stratis Skoulakis. Opinion dynamics with limited information. In George Christodoulou and Tobias Harks, editors, *Web and Internet Economics - 14th International Conference, WINE 2018, Oxford, UK, December 15-17, 2018, Proceedings*, volume 11316 of *Lecture Notes in Computer Science*, pages 282–296, Oxford, UK, 2018. Springer.
- [30] Dimitris Fotakis, Dimitris Palyvos-Giannas, and Stratis Skoulakis. Opinion dynamics with local interactions. In *Proceedings of the Twenty-Fifth International Joint Conference on Artificial Intelligence, IJCAI'16*, page 279–285, New York, New York, USA, 2016. AAAI Press.
- [31] Noah E Friedkin and Eugene C Johnsen. Social influence and opinions. *Journal of Mathematical Sociology*, 15(3-4):193–206, 1990.
- [32] Tobias Friedrich and Thomas Sauerwald. Near-perfect load balancing by randomized rounding. In Michael Mitzenmacher, editor, *Proceedings of the 41st Annual ACM Symposium on Theory of Computing, STOC 2009, May 31 - June 2, 2009*, pages 121–130, Bethesda, MD, USA, 2009. ACM.
- [33] Javad Ghaderi and R. Srikant. Opinion dynamics in social networks with stubborn agents: Equilibrium and convergence rate. *Autom.*, 50(12):3209–3215, 2014.

- [34] Mohsen Ghaffari and Merav Parter. A polylogarithmic gossip algorithm for plurality consensus. In George Giakkoupis, editor, *Proceedings of the 2016 ACM Symposium on Principles of Distributed Computing, PODC 2016, Chicago, IL, USA, July 25-28, 2016*, pages 117–126, Chicago, IL, USA, 2016. ACM.
- [35] Y. Hassin and D. Peleg. Distributed probabilistic polling and applications to proportionate agreement. *Information and Computation*, 171(2):248–268, 2001.
- [36] Rainer Hegselmann and Ulrich Krause. Opinion Dynamics and Bounded Confidence Models, Analysis and Simulation. *Journal of Artificial Societies and Social Simulation*, 5(3):1–2, 2002.
- [37] David Kempe, Alin Dobra, and Johannes Gehrke. Gossip-based computation of aggregate information. In *44th Symposium on Foundations of Computer Science (FOCS 2003), 11-14 October 2003, Proceedings*, pages 482–491, Cambridge, MA, USA, 2003. IEEE Computer Society.
- [38] Dariusz R. Kowalski and Miguel A. Mosteiro. Polynomial counting in anonymous dynamic networks with applications to anonymous dynamic algebraic computations. In Ioannis Chatzigiannakis, Christos Kaklamanis, Dániel Marx, and Donald Sannella, editors, *45th International Colloquium on Automata, Languages, and Programming, ICALP 2018, July 9-13, 2018*, volume 107 of *LIPICs*, pages 156:1–156:14, Prague, Czech Republic, 2018. Schloss Dagstuhl - Leibniz-Zentrum für Informatik.
- [39] Dariusz R. Kowalski and Miguel A. Mosteiro. Polynomial anonymous dynamic distributed computing without a unique leader. In Christel Baier, Ioannis Chatzigiannakis, Paola Flocchini, and Stefano Leonardi, editors, *46th International Colloquium on Automata, Languages, and Programming, ICALP 2019, July 9-12, 2019*, volume 132 of *LIPICs*, pages 147:1–147:15, Patras, Greece, 2019. Schloss Dagstuhl - Leibniz-Zentrum für Informatik.
- [40] Patrick Lambein. *Average consensus in anonymous dynamic networks : An algorithmic approach*. Theses, Institut Polytechnique de Paris, December 2020.
- [41] Patrick Lambein-Monette. *Average consensus in anonymous dynamic networks: An algorithmic*. PhD thesis, Polytechnic Institute of Paris, France, 2020.
- [42] D.A. Levin and Y. Peres. *Markov Chains and Mixing Times*. MBK. American Mathematical Society, Providence, Rhode Island, USA, 2017.
- [43] Erez Lieberman, Christoph Hauert, and Martin A Nowak. Evolutionary dynamics on graphs. *Nature*, 433(7023):312, 2005.
- [44] Giuseppe Antonio Di Luna and Roberto Baldoni. Brief announcement: Investigating the cost of anonymity on dynamic networks. In Chryssis Georgiou and Paul G. Spirakis, editors, *Proceedings of the 2015 ACM Symposium on Principles of Distributed Computing, PODC 2015, July 21 - 23, 2015*, pages 339–341, Donostia-San Sebastián, Spain, 2015. ACM.
- [45] Andrea Montanari and Amin Saberi. Convergence to equilibrium in local interaction games. In *50th Annual IEEE Symposium on Foundations of Computer Science, FOCS 2009, October 25-27, 2009, Atlanta, Georgia, USA*, pages 303–312, Atlanta, Georgia, USA, 2009. IEEE Computer Society.
- [46] Damon Mosk-Aoyama and Devavrat Shah. Computing separable functions via gossip. In Eric Ruppert and Dahlia Malkhi, editors, *Proceedings of the Twenty-Fifth Annual ACM Symposium on Principles of Distributed Computing, PODC 2006, Denver, CO, USA, July 23-26, 2006*, pages 113–122, Denver, CO, USA, 2006. ACM.
- [47] S. Muthukrishnan, Bhaskar Ghosh, and Martin H. Schultz. First- and second-order diffusive methods for rapid, coarse, distributed load balancing. *Theory Comput. Syst.*, 31(4):331–354, 1998.
- [48] Yuval Rabani, Alistair Sinclair, and Rolf Wanka. Local divergence of markov chains and the analysis of iterative load balancing schemes. In *39th Annual Symposium on Foundations of Computer Science, FOCS '98, November 8-11, 1998, Palo Alto, California, USA*, pages 694–705, Palo Alto, California, USA, 1998. IEEE Computer Society.
- [49] Thomas Sauerwald and He Sun. Tight bounds for randomized load balancing on arbitrary network topologies. In *53rd Annual IEEE Symposium on Foundations of Computer Science, FOCS 2012, October 20-23, 2012*, pages 341–350, New Brunswick, NJ, USA, 2012. IEEE Computer Society.

- [50] Daniel Silvestre, João Pedro Hespanha, and Carlos Silvestre. Broadcast and gossip stochastic average consensus algorithms in directed topologies. *IEEE Trans. Control. Netw. Syst.*, 6(2):474–486, 2019.
- [51] Raghu Subramanian and Isaac D. Scherson. An analysis of diffusive load-balancing. In Lawrence Snyder and Charles E. Leiserson, editors, *Proceedings of the 6th Annual ACM Symposium on Parallel Algorithms and Architectures, SPAA '94, Cape May, New Jersey, USA, June 27-29, 1994*, pages 220–225, Cape May, New Jersey, USA, 1994. ACM.
- [52] J. Tsitsiklis. *Problems in Decentralized Decision Making and Computation*. PhD thesis, MIT, 1984.