

COMPOUND MULTIVARIATE HAWKES PROCESSES: LARGE DEVIATIONS AND RARE EVENT SIMULATION

RAVIAR S. KARIM, ROGER J. A. LAEVEN, AND MICHEL MANDJES

ABSTRACT. In this paper, we establish a large deviations principle for a multivariate compound process induced by a multivariate Hawkes process with random marks. Our proof hinges on showing essential smoothness of the limiting cumulant of the multivariate compound process, resolving the inherent complication that this cumulant is implicitly characterized through a fixed-point representation. We employ the large deviations principle to derive logarithmic asymptotic results on the marginal ruin probabilities of the associated multivariate risk process. We also show how to conduct rare event simulation in this multivariate setting using importance sampling, and prove the asymptotic efficiency of our importance sampling based estimator. The paper is concluded with a systematic assessment of the performance of our rare event simulation procedure.

KEYWORDS. Hawkes processes \circ mutual excitation \circ large deviation \circ ruin probability

ACKNOWLEDGEMENTS AND AFFILIATIONS. We are very grateful to Lex Schrijver and seminar participants at the University of Vienna for helpful comments. RK and RL are with the Dept. of Quantitative Economics, University of Amsterdam. RL is also with EURANDOM, Eindhoven University of Technology, and with CENTER, Tilburg University; his research was funded in part by the Netherlands Organization for Scientific Research under grants NWO VIDI 2009 and NWO VICI 2019/20. MM is with the Korteweg-de Vries Institute for Mathematics, University of Amsterdam. MM is also with EURANDOM, Eindhoven University of Technology, and with the Amsterdam Business School, University of Amsterdam; his research was funded in part by the Netherlands Organization for Scientific Research under the Gravitation project NETWORKS, grant 024.002.003. Email addresses: R.S.Karim@uva.nl, R.J.A.Laeven@uva.nl, M.R.H.Mandjes@uva.nl.

Date: December 1, 2022.

1. INTRODUCTION

Multivariate Hawkes processes constitute an important class of point processes, particularly suitable to describe stochastic dependences among occurrences of events across time and space ([17, 18]). Due to their built-in feedback mechanism, they are a natural contender to model contagious phenomena where clusters of events occur in both the temporal and spatial dimensions. Over the past decades, Hawkes processes have been increasingly applied across a broad variety of fields, such as finance ([1, 2, 4, 19]), social interaction ([9]), neuroscience ([29]), seismology ([28, 20]), and many others.

The key property of a Hawkes process is that it exhibits ‘self-exciting’ behavior: informally, any event instantaneously increases the likelihood of, hence potentially triggers, additional future events. A crucial element in its definition is the so-called *decay function* that quantifies how quickly the effect of an initial event on future events vanishes. Choosing this function to be exponential renders the model Markovian, which facilitates the explicit evaluation of

various relevant risk and performance metrics (e.g., transient and stationary moments). In practical applications, however, it can be more natural to allow for other, i.e., not necessarily exponential, decay functions admitting non-Markovian properties but making the analysis substantially more challenging; see, e.g., [13, 25] who indicate the relevance of non-Markovian models in describing contagious phenomena.

In applied probability and actuarial science, Hawkes processes have been used to model the claim arrival process, and, likewise, *compound* Hawkes processes to model the associated cumulative claim process that an insurance firm is facing. In collective risk theory, *multivariate* Hawkes processes provide an appealing candidate for modeling, for example, the claim arrival process associated with cyber risk; see, e.g., [5] who apply the contagion model of [1] to model cyber attacks and also [6]. Bearing in mind that ruin probabilities ought to be kept small, a primary research goal concerns their analysis in the asymptotic regime in which the initial reserve level of the insurer grows large. This explains the interest in deriving large deviations principles for (compound) Hawkes processes, providing a formal tool to assess their rare event behavior, and facilitating in particular the identification of the asymptotics of the ruin probability. At the same time it is noted, however, that large deviations results usually yield rough, logarithmic asymptotics only, in that they focus on identifying the associated decay rate. To remedy this, one could attempt to develop ‘large deviations informed’ simulation techniques by which rare events can be evaluated fast and accurately. This is particularly useful when the probabilities of rare events are too small to be estimated with reasonable accuracy using regular Monte Carlo simulations.

While large deviations for *univariate* Hawkes processes are well understood, their *multivariate* counterpart is to a large extent unexplored. In this context, we mention [33], which considers a broad class of multivariate affine processes of Markovian type, covering the special case of the multivariate Hawkes process with an exponential decay function. In addition, a moderate deviations result has been derived in [32]. To the best of our knowledge, however, large deviations principles for multivariate compound Hawkes processes allowing for general decay functions have not been established, and in addition no rare event simulation techniques have been developed in this setting. These are the main subjects of this paper.

In the univariate case, large deviations for compound Hawkes processes with general decay function have been established in [31] building on [7]. The underlying argumentation relies on the *cluster representation* of the driving Hawkes process, as developed in the seminal work [18], from which it is concluded that the cluster size has a so-called *Borel* distribution. A crucial element in proving the large deviations principle lies in showing that the limiting cumulant of the random object under study is *steep*, entailing that its derivative grows to infinity when approaching the boundary of its domain, such that the Gärtner-Ellis Theorem can be invoked. In the univariate (compound) Hawkes case considered in [31], steepness could be established by using the explicit expression for the cluster size distribution. When studying large deviations for *multivariate* (compound) Hawkes processes, however, a main technical difficulty that arises is that the cluster size distribution of the process is not known in closed form. In the multivariate setting, all one has is a vector-valued fixed-point representation for the limiting cumulant of the (multivariate) cluster size, as was derived in [24]. Importantly, this relation does not allow the closed-form identification of the limiting cumulant (let alone that one can find the distribution itself), entailing that one cannot explicitly characterize the boundary of its domain.

In the light of the gaps in the literature described above, the contributions of this paper are the following.

- First, we establish a large deviations principle for multivariate compound Hawkes processes with general decay function. We allow the Hawkes process to be *marked*, such that the intensity process experiences jumps of random size. We have succeeded in establishing steepness based on an implicit fixed-point representation for the limiting cumulant of the joint cluster size distribution. Concretely, without having an explicit expression for the limiting cumulant, and without having an explicit characterization of its domain, we prove that the derivative of the limiting cumulant grows to infinity when approaching the boundary of its domain. This steepness property facilitates the use of the Gärtner-Ellis Theorem, so as to establish the desired large deviations principle.
- Second, we characterize the asymptotic behavior of the ruin probability for the marginal ruin processes in the regime that the initial reserve level grows large. We prove that this ruin probability decays essentially exponentially, with the corresponding decay rate being equal to the unique zero of the limiting cumulant pertaining to that marginal. The proof of the lower bound on the decay rate is a direct application of our large deviations principle for multivariate compound Hawkes processes. The corresponding upper bound is established by a time-discretization argument, a union bound, and by showing that one can neglect the contributions to the resulting sum due to small and large time scales, in combination with frequent use of the well-known Chernoff bound.
- Third, we develop an importance sampling algorithm for estimating rare event probabilities in our multivariate setting. More precisely, we first derive the parameters of the exponentially twisted multivariate Hawkes process. The associated likelihood ratio features elements of those in [31, Theorem 2.2], extended to the multivariate setting. The twisted marginal ruin process has positive drift, yielding ruin with probability one under the new measure, but with the likelihood ratio being bounded by a function that decays exponentially in the initial reserve, thus leading to a considerable speedup relative to regular Monte Carlo simulation. We prove that this estimator is, in fact, asymptotically efficient in the sense of Siegmund ([30]), in passing also establishing a Lundberg-type upper bound on the ruin probability. In addition, we devise an asymptotically efficient importance sampling algorithm for estimating the probability of the multivariate compound Hawkes process (at a given point in time, that is) attaining an unusually large value. The attainable speedup, relative to regular Monte Carlo simulation, is quantified through a series of simulation experiments.

Without attempting to provide an exhaustive overview, we now review a few relevant related papers, all of which focus on the *univariate* setting. We already mentioned [31], which analyzes the asymptotic behavior of ruin probabilities, under the assumption of light-tailed claims, drawing upon earlier large deviations results derived in [7] for more general Poisson cluster processes. In [31], an importance sampling based algorithm is proposed that is capable of efficiently generating estimates of the rare event probabilities of interest. In [23], the limiting cumulant of the cluster size distribution is determined for the setting with random marks, after which a fixed-point argument is applied to characterize its domain. Where the above contributions focus on the case of light-tailed claims, subexponentially

distributed claims are studied in [34], in the context of a non-stationary version of the Hawkes process. For (non-compound) Hawkes processes (i.e., not involving claims), so-called ‘precise’ large deviations results, providing asymptotics beyond the leading order term, are obtained in [15]. For the more general class of non-linear Hawkes processes, [35] proves the process-level large deviations, and [36] derives large deviations in the Markovian setting.

The rest of this paper is organized as follows. In Section 2, we introduce the relevant processes and discuss some basic properties that are used throughout the paper. Section 3 states existing results on the transform of the joint cluster size distribution, and presents some ramifications. Section 4 then establishes the large deviations principle for the multivariate compound Hawkes process with general decay function. In Section 5, we consider the associated multivariate risk process, with the objective to characterize the decay rate of the marginal ruin probability. Then in Section 6, we exploit the large deviations principle to develop an importance sampling algorithm to efficiently estimate rare event probabilities. Section 7 numerically demonstrates the performance of our importance sampling based estimator.

2. MULTIVARIATE COMPOUND HAWKES PROCESSES

In this section, we first provide the definitions of multivariate Hawkes and compound Hawkes processes, and next introduce some objects and discuss some properties that are relevant in the context of this paper. Throughout, we use the boldface notation $\mathbf{x} = (x_1, \dots, x_d)^\top$ to denote a d -dimensional vector, for a given dimension $d \in \mathbb{N}$.

We consider a d -dimensional counting process $\mathbf{N}(\cdot) \equiv (\mathbf{N}(t))_{t \in \mathbb{R}_+}$, where each increment $N_i(t) - N_i(s)$ records the number of points in component $i \in [d] := \{1, \dots, d\}$ in the time interval $(s, t]$, with $s < t$. We label the points in each component by considering, for each $j \in [d]$, a sequence of a.s. increasing positive random variables $\mathbf{T}_j = \{T_{j,r}\}_{r \in \mathbb{N}} = \{T_{j,1}, T_{j,2}, \dots\}$ representing event times. We associate to this sequence the one-dimensional counting process $N_j(\cdot)$ by setting

$$N_j(t) := N_{\mathbf{T}_j}(0, t] = \sum_{r=1}^{\infty} \mathbf{1}_{\{T_{j,r} \leq t\}}.$$

The process $\mathbf{N}(\cdot) = (N_1(\cdot), \dots, N_d(\cdot))$ is then the d -dimensional counting process associated to the sequences of event times in all components, $\mathbf{T}_1, \dots, \mathbf{T}_d$, compactly denoted by $\mathbf{N}(t) = \mathbf{N}_{\mathbf{T}}(0, t]$. Throughout, the points will be referred to as *events* and the terms point process and counting process are used interchangeably for $\mathbf{N}(\cdot)$. We assume that the point process starts empty, i.e., $\mathbf{N}(0) = \mathbf{0} = (0, \dots, 0)^\top$.

In the original work [17], the Hawkes process is defined by relying on the concept of the conditional intensity function. An equivalent definition uses the underlying Poisson cluster process, also known as the cluster representation, as was first described in [18] in the setting of the conventional univariate Hawkes process; see also [10, Example 6.3(c)] and [26, Ch. IV]. This cluster representation distinguishes between two types of events: in the first place, there are *immigrant* events generated according to a homogeneous Poisson process with given rates, and in the second place *cluster* events occurring due to self-excitation (and in the multivariate context also cross-excitation). In the following paragraphs we provide a formal definition of the process and introduce the relevant terminology.

For $j \in [d]$, we define the *base rates* $\bar{\lambda}_j \geq 0$, with at least one of the base rates being strictly positive. For each combination $i, j \in [d]$, let the *decay function* $g_{ij}(\cdot)$ be non-negative, non-increasing, and integrable. Also, for $i, j \in [d]$ we define the *marks* through the generic non-negative random variable B_{ij} , where the sequence of marks $\{B_{ij,r}\}_{r \in \mathbb{N}}$ consists of i.i.d. random variables that are distributed as B_{ij} , where these sequences are assumed independent. Finally, let $K_{ij}(\cdot)$ be an inhomogeneous Poisson process with intensity $B_{ij,r} g_{ij}(\cdot)$, given the value of $B_{ij,r}$. With these objects in place, the following definition describes the cluster representation for a multivariate Hawkes process.

Definition 1 (multivariate Hawkes process). *Define a d -dimensional counting process $\mathbf{N}(\cdot)$ componentwise by $N_j(t) = N_{\mathbf{T}_j}(0, t]$ for $j \in [d]$ and $t > 0$, with the sequences of events $\mathbf{T}_1, \dots, \mathbf{T}_d$ generated according to the following procedure:*

- (1) For each $j \in [d]$, consider a sequence of immigrant events $\{T_{j,r}^{(0)}\}_{r \in \mathbb{N}}$ on the interval $(0, \infty)$ generated by a homogeneous Poisson process $I_j(\cdot)$ with rate $\bar{\lambda}_j$.
- (2) Next, each immigrant event $T_{j,r}^{(0)}$ independently generates a d -dimensional cluster $\mathbf{C}_j \equiv \mathbf{C}_{T_{j,r}^{(0)}}$, which consists of generations of events.
 - (a) The immigrant $T_{j,r}^{(0)}$ is considered to be of generation 0 and into each component $m \in [d]$ of the cluster, it generates a sequence of first-generation events $\{T_{m,r}^{(1)}\}_{r \in \mathbb{N}}$ on the interval $(T_{j,r}^{(0)}, \infty)$, according to $K_{mj}(\cdot - T_{j,r}^{(0)})$.
 - (b) Iterating (a) above, with $T_{m,r}^{(n-1)}$ denoting the r -th event of generation $n - 1$ in component $m \in [d]$, we obtain generation n events $\{T_{l,r}^{(n)}\}_{r \in \mathbb{N}}$ in component $l \in [d]$ of the cluster on the interval $(T_{m,r}^{(n-1)}, \infty)$, drawn according to $K_{lm}(\cdot - T_{m,r}^{(n-1)})$.

By taking the union over all generations, we obtain, for each component $j \in [d]$,

$$\mathbf{T}_j = \{T_{j,r}\}_{r \in \mathbb{N}} = \bigcup_{n=0}^{\infty} \{T_{j,r}^{(n)}\}_{r \in \mathbb{N}}.$$

The process $\mathbf{N}(\cdot)$ with $\mathbf{N}(0) = \mathbf{0}$, defined componentwise by $N_j(t) = N_{\mathbf{T}_j}(t)$ for any $t > 0$, constitutes a multivariate Hawkes process.

To ensure that the clusters described in part (2) of Definition 1 are a.s. finite, we assume that a *stability condition* applies. It is shown in [17] that this stability condition guarantees non-explosiveness of $\mathbf{N}(\cdot)$, see also [10, Example 8.3(c)].

Assumption 1. *Assume that the matrix $\|\mathbf{H}\| := (\|h_{mj}\|)_{m,j \in [d]}$ with elements*

$$\|h_{mj}\| \equiv \mathbb{E}[B_{mj}] \|g_{mj}\|_{L^1(\mathbb{R}_+)} := \mathbb{E}[B_{mj}] \int_0^{\infty} g_{mj}(v) dv, \quad (1)$$

has spectral radius strictly smaller than 1.

We now define the compound Hawkes process as follows. Let $d^* \in \mathbb{N}$ be fixed and note that we allow $d \neq d^*$. For each $j \in [d]$, let $\{\mathbf{U}_{j,r}\}_{r \in \mathbb{N}} = \{(U_{1j,r}, \dots, U_{d^*j,r})^\top\}_{r \in \mathbb{N}}$ be a sequence of non-negative i.i.d. random vectors of length d^* .

Definition 2 (multivariate compound Hawkes process). Define $\mathbf{Z}(\cdot) := (Z_1(\cdot), \dots, Z_{d^*}(\cdot))^\top$, for each component $Z_i(\cdot)$, with $i \in [d^*]$, by

$$Z_i(t) := \sum_{j=1}^d \sum_{r=1}^{N_j(t)} U_{ij,r}, \quad (2)$$

where $\mathbf{U}_{j,r} = (U_{1j,r}, \dots, U_{d^*j,r})^\top$ is drawn independently for every event in $N_j(t)$, with $j \in [d]$. The process $\mathbf{Z}(\cdot)$, defined componentwise by these $Z_i(t)$ for any $t > 0$, constitutes a multivariate compound Hawkes process.

If we define the random matrix $\mathbf{U} \in \mathbb{R}^{d^* \times d}$ as

$$\mathbf{U} = [\mathbf{U}_1, \dots, \mathbf{U}_d] = \begin{bmatrix} U_{11} & U_{12} & \dots & U_{1d} \\ U_{21} & U_{22} & \dots & U_{2d} \\ \vdots & \vdots & \ddots & \vdots \\ U_{d^*1} & U_{d^*2} & \dots & U_{d^*d} \end{bmatrix}, \quad (3)$$

we can represent Eqn. (2) in vector-matrix form by

$$\mathbf{Z}(t) = \mathbf{N}(t) \star \mathbf{U} := \sum_{j=1}^d \sum_{r=1}^{N_j(t)} \mathbf{U}_{j,r}, \quad (4)$$

where \star denotes the compound sum operation.

We proceed with a brief discussion of the dimensionality of the objects appearing in Definition 2. The Hawkes process $\mathbf{N}(\cdot)$ is of dimension d and the random vectors \mathbf{U}_j are of dimension d^* , which results in the compound Hawkes process $\mathbf{Z}(\cdot)$ being also of dimension d^* . This reflects that the random variables of the type U_{ij} , with $i \in [d^*]$ and $j \in [d]$, can be interpreted as the effect that an event in the j -th component of the Hawkes process $\mathbf{N}(\cdot)$ has on the i -th component of the compound Hawkes process $\mathbf{Z}(\cdot)$. As stated before, we allow $d \neq d^*$. Intuitively, for instance in the context of insurance, this means that the number of risk drivers may be larger ($d > d^*$) or smaller ($d < d^*$) than the number of insurance product categories.

We now explicitly introduce objects related to the cluster representation that are relevant for later analysis. Recall that for each immigrant $T_{j,r}^{(0)}$ in component $j \in [d]$, the d -dimensional cluster \mathbf{C}_j from Definition 1 contains the sequences of events in each component that have the immigrant as oldest ancestor. We associate \mathbf{C}_j with the d -dimensional *cluster counting process* $\mathbf{S}_j(\cdot)$, by setting

$$\mathbf{S}_j(u) := \mathbf{S}_{\mathbf{C}_j}(0, u], \quad (5)$$

such that it counts the number of events of \mathbf{C}_j on the interval $(0, u]$, where $u > 0$ is the time after arrival of the immigrant event $T_{j,r}^{(0)}$. Concretely, we have

$$\mathbf{S}_j(u) = \begin{bmatrix} S_{1 \leftarrow j}(u) \\ \vdots \\ S_{d^* \leftarrow j}(u) \end{bmatrix}, \quad (6)$$

where each entry $S_{i \leftarrow j}(u)$ records the number of events generated into component $i \in [d^*]$ in the cluster \mathbf{C}_j up to and including time u , with as oldest ancestor the immigrant event in component j that generated the cluster.

If we let time u go to infinity, the entries of the random vector $\mathbf{S}_j(u)$ counts the *total* number of events in each component $S_{i \leftarrow j}(\cdot)$. Observe that $u \mapsto \mathbf{S}_j(u)$ is increasing (in all d components) and $\sup_{u \in \mathbb{R}_+} \|\mathbf{S}_j(u)\|_{\mathbb{R}^d} < \infty$ with probability 1 due to Assumption 1. Hence, we can define the random variable that counts the total number of events in all components, or simply *cluster size*, by setting $\mathbf{S}_j := \lim_{u \rightarrow \infty} \mathbf{S}_j(u)$, where convergence is understood in an a.s. sense. The i -th entry, $S_{i \leftarrow j}$ counts the total number of events within the cluster \mathbf{C}_j that are generated into component $i \in [d]$.

One can interpret these clusters in terms of d -type Galton-Watson processes, where the total progeny equals the sum of all generations of offspring that descend from one individual. Suppose the Galton-Watson process starts with an individual of type $j \in [d]$, and that $\mathbf{S}_j^{(k)}$ denotes the k -th generation of descendants. Then we can write

$$\mathbf{S}_j = \sum_{k=0}^{\infty} \mathbf{S}_j^{(k)}, \quad (7)$$

where $\mathbf{S}_j^{(0)} = \mathbf{e}_j$, the unit vector (i.e., j -th entry equal to 1, other entries equal to 0). In the univariate Hawkes setting in [22], the decomposition (7) is used, so as to show that the cluster size has the so-called Borel distribution. For higher-dimensional Hawkes processes, by using [8, Theorem 1.2], it is also possible to derive an expression for the multivariate cluster size distribution. However, the resulting expression is not workable for the goal at hand due to complicated sums that arise in the derivation. More precisely, the different possible paths to obtain certain numbers of events in each component makes the analysis with this method a difficult combinatorial problem.

We conclude this section by stating a few convergence results that are needed later in this paper. Under the stability condition, we have that the Hawkes process $\mathbf{N}(\cdot)$ satisfies the following strong law of large numbers, as shown in [4]: as $t \rightarrow \infty$ we have, almost surely,

$$\frac{\mathbf{N}(t)}{t} \rightarrow (\mathbf{I} - \|\mathbf{H}\|)^{-1} \bar{\boldsymbol{\lambda}}, \quad (8)$$

where $\bar{\boldsymbol{\lambda}} = (\bar{\lambda}_1, \dots, \bar{\lambda}_d)^\top$. This result naturally extends to the corresponding compound Hawkes process $\mathbf{Z}(\cdot)$, see [16, Theorem 1]: as $t \rightarrow \infty$ we have, almost surely,

$$\frac{\mathbf{Z}(t)}{t} \rightarrow \mathbb{E}[\mathbf{U}] (\mathbf{I} - \|\mathbf{H}\|)^{-1} \bar{\boldsymbol{\lambda}}. \quad (9)$$

3. TRANSFORM ANALYSIS

In this section, we discuss probability generating functions and moment generating functions related to the processes introduced in the previous section, viz. the Hawkes process and the compound Hawkes process. The presented results play a pivotal role when deriving large deviations results later in this paper.

It is directly seen from the definition of $\mathbf{Z}(t)$ that, for fixed $t > 0$, its moment generating function satisfies, for $\boldsymbol{\theta} \in \mathbb{R}^{d^*}$

$$m_{\mathbf{Z}(t)}(\boldsymbol{\theta}) \equiv \mathbb{E}[e^{\boldsymbol{\theta}^\top \mathbf{Z}(t)}] = \mathbb{E}\left[\prod_{l=1}^d (m_{\mathbf{U}_l}(\boldsymbol{\theta}))^{N_l(t)}\right], \quad (10)$$

where

$$m_{\mathbf{U}_l}(\boldsymbol{\theta}) \equiv \mathbb{E}[e^{\boldsymbol{\theta}^\top \mathbf{U}_l}] = \mathbb{E}\left[\prod_{i=1}^{d^*} e^{\theta_i U_{li}}\right].$$

For now, we assume $\boldsymbol{\theta} \in \mathbb{R}^{d^*}$ is chosen such that Eqn. (10) exists – we will further discuss the domain of convergence below. We are interested in the limiting cumulant of $\mathbf{Z}(t)$ as $t \rightarrow \infty$, that is,

$$\Lambda(\boldsymbol{\theta}) := \lim_{t \rightarrow \infty} \frac{1}{t} \log \mathbb{E}[e^{\boldsymbol{\theta}^\top \mathbf{Z}(t)}]. \quad (11)$$

To compute $\Lambda(\boldsymbol{\theta})$, we use a characterization of the probability generating function of $\mathbf{N}(t)$ in terms of the cluster processes $\mathbf{S}_j(u)$ that was given in [24, Theorem 1]:

$$\mathbb{E}\left[\prod_{l=1}^d z_l^{N_l(t)}\right] = \prod_{j=1}^d \exp\left(\bar{\lambda}_j \int_0^t (\mathbb{E}\left[\prod_{l=1}^d z_l^{S_{l \leftarrow j}(u)}\right] - 1) du\right). \quad (12)$$

In order to apply this characterization to the compound Hawkes setting, note that we need to find the domain of $\mathbf{z} = (z_1, \dots, z_d)$ for which Eqn. (12) holds, i.e., where the probability generating function of $\mathbf{S}_j(u)$ exists. However, since we focus on the regime $t \rightarrow \infty$ in (11), we need to actually consider the probability generating function of the cluster size \mathbf{S}_j , which in the sequel is denoted by

$$f_j(\mathbf{z}) := \mathbb{E}\left[\prod_{l=1}^d z_l^{S_{l \leftarrow j}}\right], \quad (13)$$

and characterize its domain of convergence. Setting $c_{mj} := \|g_{mj}\|_{L^1(\mathbb{R}_+)}$ for brevity, this $f_j(\mathbf{z})$ satisfies

$$f_j(\mathbf{z}) = z_j \mathbb{E}\left[\exp\left(\sum_{m=1}^d B_{mj} c_{mj} (f_m(\mathbf{z}) - 1)\right)\right], \quad (14)$$

which can be derived from the fixed point equation that the pgf of $S_j(u)$ satisfies, see [24], or alternatively from the theory of multi-type Galton-Watson processes, as described in [22]. This fixed point equation plays a central role in many of the later proofs.

Define the set

$$\mathcal{D}_\Lambda := \{\boldsymbol{\theta} \in \mathbb{R}^{d^*} : \Lambda(\boldsymbol{\theta}) < \infty\}. \quad (15)$$

Note that the mgf for $\mathbf{Z}(t)$ is expressed in terms of the moment generating functions of the random vectors $\mathbf{U}_1, \dots, \mathbf{U}_d$, which are the inputs for the probability generating functions of the cluster processes, see Eqns. (10) and (12). We ensure that these moment generating functions exist by imposing the following condition.

Assumption 2. *For some $\boldsymbol{\theta} > \mathbf{0}$, assume that $m_{\mathbf{U}_l}(\boldsymbol{\theta}) < \infty$ for all $l \in [d]$. Furthermore, for $\bar{\boldsymbol{\theta}} \in \partial \mathcal{D}_\Lambda$, we assume*

$$\sup_{\alpha > 0} \{\alpha \boldsymbol{\theta} : \|\mathbf{m}_{\mathbf{U}}(\alpha \boldsymbol{\theta})\|_{\mathbb{R}^d} < \infty, \boldsymbol{\theta} \in \mathbb{R}^{d^*}\} > \bar{\boldsymbol{\theta}}, \quad (16)$$

where we set $\mathbf{m}_{\mathbf{U}}(\boldsymbol{\theta}) := (m_{\mathbf{U}_1}(\boldsymbol{\theta}), \dots, m_{\mathbf{U}_d}(\boldsymbol{\theta}))^\top$.

This assumption implies that the domain of convergence of all entries of the vector $\mathbf{m}_{\mathcal{U}}(\cdot)$ is larger than that of $\Lambda(\cdot)$. Hence, for every $\boldsymbol{\theta} \in \mathbb{R}^{d^*}$ for which $\boldsymbol{\theta} < \bar{\boldsymbol{\theta}}$, we have that $\|\mathbf{m}_{\mathcal{U}}(\boldsymbol{\theta})\|_{\mathbb{R}^d} < \infty$, so $\Lambda(\cdot)$ can only diverge if one of the probability generating functions $f_1(\cdot), \dots, f_d(\cdot)$ diverges. With this domain, we can characterize the limiting cumulant $\Lambda(\cdot)$, which uses an argument from [31] that also applies in this multivariate setting.

Lemma 1. *For $\boldsymbol{\theta} \in \mathcal{D}_{\Lambda}$, we have*

$$\Lambda(\boldsymbol{\theta}) = \sum_{j=1}^d \bar{\lambda}_j (f_j(\mathbf{m}_{\mathcal{U}}(\boldsymbol{\theta})) - 1). \quad (17)$$

Proof. Combining Eqns. (10) and (12), we have that

$$m_{\mathbf{Z}(t)}(\boldsymbol{\theta}) = \prod_{j=1}^d \exp\left(\bar{\lambda}_j \int_0^t (\mathbb{E}\left[\prod_{l=1}^d m_{\mathcal{U}_l}(\boldsymbol{\theta})^{S_{l \leftarrow j}(u)}\right] - 1) du\right),$$

or, equivalently,

$$\frac{1}{t} \log m_{\mathbf{Z}(t)}(\boldsymbol{\theta}) = \sum_{j=1}^d \bar{\lambda}_j \int_0^1 (\mathbb{E}\left[\prod_{l=1}^d m_{\mathcal{U}_l}(\boldsymbol{\theta})^{S_{l \leftarrow j}(vt)}\right] - 1) dv, \quad (18)$$

performing an elementary change of variables. Since $\boldsymbol{\theta} \in \mathcal{D}_{\Lambda}$ and $S_{l \leftarrow j}(t) \leq S_{l \leftarrow j}$ holds a.s. for all $t > 0$ and $l, j \in [d]$, we can apply the dominated convergence theorem to obtain

$$\begin{aligned} & \lim_{t \rightarrow \infty} \sum_{j=1}^d \bar{\lambda}_j \int_0^1 (\mathbb{E}\left[\prod_{l=1}^d m_{\mathcal{U}_l}(\boldsymbol{\theta})^{S_{l \leftarrow j}(vt)}\right] - 1) dv \\ &= \sum_{j=1}^d \bar{\lambda}_j \int_0^1 \lim_{t \rightarrow \infty} (\mathbb{E}\left[\prod_{l=1}^d m_{\mathcal{U}_l}(\boldsymbol{\theta})^{S_{l \leftarrow j}(vt)}\right] - 1) dv. \end{aligned}$$

Finally, since $t \mapsto S_{l \leftarrow j}(t)$ is a.s. increasing and bounded from above by $S_{l \leftarrow j}$, an application of the monotone convergence theorem yields

$$\lim_{t \rightarrow \infty} \mathbb{E}\left[\prod_{l=1}^d m_{\mathcal{U}_l}(\boldsymbol{\theta})^{S_{l \leftarrow j}(vt)}\right] = \mathbb{E}\left[\prod_{l=1}^d m_{\mathcal{U}_l}(\boldsymbol{\theta})^{S_{l \leftarrow j}}\right],$$

which proves the stated result. \square

4. LARGE DEVIATIONS

In this section, we show that the multivariate compound Hawkes process satisfies a large deviations principle (LDP). The proof essentially amounts to establishing the required conditions on the limiting cumulant $\Lambda(\boldsymbol{\theta})$ and applying the Gärtner-Ellis theorem, see e.g., [11, Theorem 2.3.6]. This section also covers the LDP of a single component of a multivariate compound Hawkes process.

First recall the definition of a LDP for \mathbb{R}^d -valued random vectors; see [11, Section 1.2] for more background. Consider a family of random vectors $\{\mathbf{X}_{\epsilon}\}_{\epsilon}$ taking values in $(\mathbb{R}^d, \mathcal{B}(\mathbb{R}^d))$. We say that $\{\mathbf{X}_{\epsilon}\}_{\epsilon}$ satisfies the LDP with rate function $I(\cdot)$ if $I : \mathbb{R}^d \rightarrow [0, \infty]$ is a lower semicontinuous mapping, and if for every Borel set $B \in \mathcal{B}(\mathbb{R}^d)$

$$-\inf_{\mathbf{x} \in B^{\circ}} I(\mathbf{x}) \leq \liminf_{\epsilon \rightarrow 0} \epsilon \log(\mathbb{P}(\mathbf{X}_{\epsilon} \in B)) \leq \limsup_{\epsilon \rightarrow 0} \epsilon \log(\mathbb{P}(\mathbf{X}_{\epsilon} \in B)) \leq -\inf_{\mathbf{x} \in \bar{B}} I(\mathbf{x}), \quad (19)$$

where B° and \bar{B} denote the interior and closure of B respectively. Also recall that $I(\cdot)$ is lower semicontinuous if for all $\alpha \geq 0$, the level sets $\{\mathbf{x} \in \mathbb{R}^d : I(\mathbf{x}) \leq \alpha\}$ are closed; we call $I(\cdot)$ a *good* rate function if the level sets are compact.

4.1. LDP of multivariate compound Hawkes process. In this subsection, we show that the process $(\mathbf{Z}(t)/t)_{t \in \mathbb{R}_+}$ satisfies the LDP on $(\mathbb{R}^{d^*}, \mathcal{B}(\mathbb{R}^{d^*}))$, as stated in the following theorem.

Theorem 1. *Given that Assumption 2 holds, the process $(\mathbf{Z}(t)/t)_{t \in \mathbb{R}_+}$ satisfies the LDP on $(\mathbb{R}^{d^*}, \mathcal{B}(\mathbb{R}^{d^*}))$ with good rate function*

$$\Lambda^*(\mathbf{x}) = \sup_{\boldsymbol{\theta} \in \mathbb{R}^{d^*}} (\boldsymbol{\theta}^\top \mathbf{x} - \Lambda(\boldsymbol{\theta})). \quad (20)$$

Proof. The proof relies on the application of the Gärtner-Ellis theorem, for which need to show that the limiting cumulant $\Lambda(\boldsymbol{\theta})$ is an essentially smooth, lower semicontinuous function. For essential smoothness, we need to show that $\mathcal{D}_\Lambda^\circ$ is non-empty, that $\Lambda(\cdot)$ is differentiable on $\mathcal{D}_\Lambda^\circ$, and finally that $\Lambda(\cdot)$ is steep; see [11, Section 2.3] for further details.

Assumption 2 on the random vectors $\mathbf{U}_1, \dots, \mathbf{U}_d$ implies that $\mathcal{D}_\Lambda^\circ$ is non-empty. To show that $\Lambda(\cdot)$ is differentiable for $\boldsymbol{\theta} \in \mathcal{D}_\Lambda^\circ$, observe that $f_j(\mathbf{m}_U(\boldsymbol{\theta}))$ can be written as a power series, which are differentiable on their domain of convergence. Using this and the fact that the moment generating functions $m_{U_i}(\boldsymbol{\theta})$ are differentiable, we conclude differentiability of $\Lambda(\cdot)$.

Next, we show that $\Lambda(\cdot)$ is steep, i.e., for any $\bar{\boldsymbol{\theta}} \in \partial \mathcal{D}_\Lambda^\circ$ and a sequence $\boldsymbol{\theta}_n \uparrow \bar{\boldsymbol{\theta}}$ as $n \rightarrow \infty$, we have that $\lim_{n \rightarrow \infty} \|\nabla \Lambda(\boldsymbol{\theta}_n)\|_{\mathbb{R}^{d^*}} = \infty$. For any $i \in [d^*]$, we compute

$$\begin{aligned} \frac{\partial}{\partial \theta_i} \Lambda(\boldsymbol{\theta}) &= \sum_{j=1}^d \bar{\lambda}_j \frac{\partial}{\partial \theta_i} f_j(\mathbf{m}_U(\boldsymbol{\theta})) \\ &= \sum_{j=1}^d \bar{\lambda}_j \sum_{k=1}^d \left(\frac{\partial}{\partial \theta_i} m_{U_k}(\boldsymbol{\theta}) \right) \mathbb{E} \left[S_{k \leftarrow j} \prod_{l=1}^d m_{U_l}(\boldsymbol{\theta})^{S_{l \leftarrow j} - \mathbf{1}_{\{k=l\}}} \right]. \end{aligned} \quad (21)$$

We observe that entries of $\nabla \Lambda(\cdot)$ are given in terms of the partial derivatives of the probability generating function of \mathbf{S}_j , for all $j \in [d]$. Since the distribution of \mathbf{S}_j is not explicitly known, we prove steepness implicitly through the fixed-point relation (14) that the probability generating functions $f_j(\cdot)$ satisfy. As in our multivariate setting the steepness proof may be obscured by the involved notation, we have included the proof for the univariate setting ($d = d^* = 1$), which is considerably more transparent and based on effectively the same argumentation; see Appendix A.

To show steepness of $\Lambda(\cdot)$, it suffices to show that the partial derivatives of $f_j(\cdot)$ diverge on the boundary of $\mathcal{D}_\Lambda^\circ$. A remarkable feature of our proof is that we prove steepness without having any explicit description of the the boundary of $\mathcal{D}_\Lambda^\circ$; instead we rely on the fixed point equation (14) by which we can relate the limiting cumulant to its gradient. Note that the input for the probability generating functions $f_j(\cdot)$ in Eqn. (17) is the vector $\mathbf{m}_U(\boldsymbol{\theta}) \in \mathbb{R}_+^d$. We derive steepness for particular $\mathbf{z} \in \mathbb{R}^d$, and after that consider the vector $\mathbf{m}_U(\boldsymbol{\theta})$ as input. Define the set

$$\mathcal{D}_f := \{\mathbf{z} \in \mathbb{R}^d : f_j(\mathbf{z}) < \infty, \forall j \in [d]\}.$$

Consider a $\mathbf{z} \in \mathcal{D}_f$, fix $k \in [d]$ and take the partial derivative of the fixed-point relation (14) with respect to z_k . Using the notation

$$\widehat{B}_{mj}(\mathbf{z}) := \mathbb{E} \left[B_{mj} c_{mj} \exp \left(\sum_{i=1}^d B_{ij} c_{ij} (f_i(\mathbf{z}) - 1) \right) \right],$$

this yields

$$\begin{aligned} \frac{\partial f_j(\mathbf{z})}{\partial z_k} &= \mathbb{E} \left[\exp \left(\sum_{m=1}^d B_{mj} c_{mj} (f_m(\mathbf{z}) - 1) \right) \right] \mathbf{1}_{\{k=j\}} + z_j \sum_{m=1}^d \frac{\partial f_m(\mathbf{z})}{\partial z_k} \widehat{B}_{mj}(\mathbf{z}) \\ &= \frac{f_j(\mathbf{z})}{z_j} \mathbf{1}_{\{k=j\}} + z_j \sum_{m=1}^d \frac{\partial f_m(\mathbf{z})}{\partial z_k} \widehat{B}_{mj}(\mathbf{z}), \end{aligned} \quad (22)$$

where the second equality is due to the fixed point equation (14) itself. To compactly rewrite the above equation, we use the familiar matrix-vector form. To this end, we denote

$$\mathbf{y}^{(k)}(\mathbf{z}) := \begin{bmatrix} y_1^{(k)}(\mathbf{z}) \\ \vdots \\ y_d^{(k)}(\mathbf{z}) \end{bmatrix}, \quad y_j^{(k)}(\mathbf{z}) := \frac{\partial f_j(\mathbf{z})}{\partial z_k}.$$

The vector $\mathbf{f}^{(k)}(\mathbf{z})$ is given by $(0, \dots, f_k(\mathbf{z})/z_k, \dots, 0)^\top$, where the non-zero entry appears at the k -th position. Finally, define the matrix $\widehat{\mathbf{B}}(\mathbf{z}) := (\widehat{B}_{mj}(\mathbf{z}))_{m,j \in [d]}$. Then, Eqn. (22) reads

$$(\mathbf{I} - \text{diag}(\mathbf{z}) \widehat{\mathbf{B}}(\mathbf{z})^\top) \mathbf{y}^{(k)}(\mathbf{z}) = \mathbf{f}^{(k)}(\mathbf{z}).$$

The solution is then given by

$$\mathbf{y}^{(k)}(\mathbf{z}) = (\mathbf{I} - \text{diag}(\mathbf{z}) \widehat{\mathbf{B}}(\mathbf{z})^\top)^{-1} \mathbf{f}^{(k)}(\mathbf{z}), \quad (23)$$

provided the inverse exists. We now explore for which values of \mathbf{z} the inverse appearing in (23) fails to exist, i.e., when the associated determinant equals 0. To this end we consider the point $\mathbf{z} = \mathbf{1} = (1, \dots, 1)$, where

$$(\mathbf{I} - \mathbf{I} \widehat{\mathbf{B}}(\mathbf{1})^\top)^{-1} = (\mathbf{I} - \|\mathbf{H}\|^\top)^{-1},$$

which exists since the spectral radius of $\|\mathbf{H}\|$ is assumed to be smaller than 1 by virtue of Assumption 1. As a consequence, the joint probability generating function $\mathbf{f}(\mathbf{z})$ is not steep in $[0, 1]^d$, in the sense that $\mathbf{y}^{(k)}(\mathbf{z})$ is finite. Now choose a componentwise non-negative vector \mathbf{z} with $z_k > 0$. Consider an associated ‘ray’ $\alpha \mathbf{z}$, i.e., let $\alpha \geq 0$ grow into $\mathbb{R}_{\geq 0}^d$. In this case, we have that all entries of $\text{diag}(\alpha \mathbf{z}) \widehat{\mathbf{B}}(\alpha \mathbf{z})^\top$ are increasing and convex in α . This means that as α grows, at some point (at the boundary of \mathcal{D}_f , that is) there exists $\alpha_{\mathbf{z}} > 0$ such that $\mathbf{z}_\alpha^* := \alpha_{\mathbf{z}} \mathbf{z}$ satisfies

$$\det(\mathbf{I} - \text{diag}(\mathbf{z}_\alpha^*) \widehat{\mathbf{B}}(\mathbf{z}_\alpha^*)^\top) = 0, \quad (24)$$

which by Eqn. (23) implies that

$$\|\mathbf{y}^{(k)}(\mathbf{z}_\alpha^*)\|_{\mathbb{R}^d} = \infty.$$

while $0 < f_k(\mathbf{z}_\alpha^*)/(\alpha_{\mathbf{z}} z_k) < \infty$. We briefly remark that the choice of $k \in [d]$ is arbitrary if the matrix $\text{diag}(\mathbf{z}) \widehat{\mathbf{B}}(\mathbf{z})$ is irreducible, whereas in case this matrix is reducible, one has to choose k in the connected component of the associated graph.

We now use the above observations to prove steepness of $\Lambda(\cdot)$. Recall that $\boldsymbol{\theta} > \mathbf{0}$ implies $\mathbf{m}_U(\boldsymbol{\theta}) > \mathbf{1}$ and that for any $l \in [d]$ the mapping $\boldsymbol{\theta} \mapsto m_{U_l}(\boldsymbol{\theta})$ is convex in all entries. For a given $\bar{\boldsymbol{\theta}} \in \mathcal{D}_\Lambda^\circ$, consider a ray $\alpha\boldsymbol{\theta}$ with $\alpha \geq 0$ that grows such that $\alpha\boldsymbol{\theta} \uparrow \alpha_{\bar{\boldsymbol{\theta}}}\boldsymbol{\theta} := \bar{\boldsymbol{\theta}}$, for some $\alpha_{\bar{\boldsymbol{\theta}}} > 0$. As before, $\text{diag}(\mathbf{m}_U(\alpha\boldsymbol{\theta}) \widehat{\mathbf{B}}(\mathbf{m}_U(\alpha\boldsymbol{\theta}))^\top)$ increases in each component of $\boldsymbol{\theta}$, such that at $\bar{\boldsymbol{\theta}}$, we have that $\mathbf{m}_U(\bar{\boldsymbol{\theta}}) = \mathbf{z}^*$ for some $\mathbf{z}^* \in \partial\mathcal{D}_f$. At this point, we have that

$$\det(\mathbf{I} - \text{diag}(\mathbf{m}_U(\bar{\boldsymbol{\theta}}) \widehat{\mathbf{B}}(\mathbf{m}_U(\bar{\boldsymbol{\theta}}))^\top)) = 0,$$

and so $\|\mathbf{y}^{(k)}(\mathbf{m}_U(\bar{\boldsymbol{\theta}}))\|_{\mathbb{R}^d} = \infty$. Using Eqn. (21), we conclude

$$\begin{aligned} \liminf_{\alpha \uparrow \alpha_{\bar{\boldsymbol{\theta}}}} \|\nabla \Lambda(\alpha\boldsymbol{\theta})\|_{\mathbb{R}^{d^*}} &= \liminf_{\alpha \uparrow \alpha_{\bar{\boldsymbol{\theta}}}} \left\| \left(\frac{\partial}{\partial \theta_1} \Lambda(\alpha\boldsymbol{\theta}), \dots, \frac{\partial}{\partial \theta_{d^*}} \Lambda(\alpha\boldsymbol{\theta}) \right) \right\|_{\mathbb{R}^{d^*}} \\ &\geq \left\| \left(\sum_{j=1}^d \bar{\lambda}_j \sum_{l=1}^d \frac{\partial}{\partial \theta_1} m_{U_l}(\alpha\boldsymbol{\theta}) \mathbb{E} \left[\liminf_{\alpha \uparrow \alpha_{\bar{\boldsymbol{\theta}}}} S_{k \leftarrow j} \prod_{l=1}^d m_{U_l}(\alpha\boldsymbol{\theta})^{S_{l \leftarrow j} - \mathbf{1}_{\{k=l\}}} \right], \right. \right. \\ &\quad \left. \dots, \sum_{j=1}^d \bar{\lambda}_j \sum_{l=1}^d \frac{\partial}{\partial \theta_{d^*}} m_{U_l}(\alpha\boldsymbol{\theta}) \mathbb{E} \left[\liminf_{\alpha \uparrow \alpha_{\bar{\boldsymbol{\theta}}}} S_{k \leftarrow j} \prod_{l=1}^d m_{U_l}(\alpha\boldsymbol{\theta})^{S_{l \leftarrow j} - \mathbf{1}_{\{k=l\}}} \right] \right) \right\|_{\mathbb{R}^{d^*}} \\ &\geq \left\| \left(\sum_{j=1}^d \bar{\lambda}_j \sum_{l=1}^d \mathbb{E}[U_{1l}] y_j^{(k)}(\mathbf{m}_U(\bar{\boldsymbol{\theta}})), \dots, \sum_{j=1}^d \bar{\lambda}_j \sum_{l=1}^d \mathbb{E}[U_{d^*l}] y_j^{(k)}(\mathbf{m}_U(\bar{\boldsymbol{\theta}})) \right) \right\|_{\mathbb{R}^{d^*}} = \infty, \end{aligned} \quad (25)$$

where the first inequality is due to Fatou's lemma, the second inequality holds by

$$\frac{\partial}{\partial \theta_i} m_{U_l}(\boldsymbol{\theta}) \geq \mathbb{E}[U_{il}]$$

for any $i \in [d^*]$ and $\boldsymbol{\theta} \geq \mathbf{0}$, being a direct implication of the convexity stated above, and the last equality is a consequence of $\|\mathbf{y}^{(k)}(\mathbf{m}_U(\bar{\boldsymbol{\theta}}))\|_{\mathbb{R}^d} = \infty$.

We finally prove lower semicontinuity of $\Lambda(\cdot)$. Since we consider a metric space \mathbb{R}^{d^*} , it suffices to show lower semicontinuity through sequences. Consider $\boldsymbol{\theta}_n \nearrow \boldsymbol{\theta} \in \mathcal{D}_\Lambda^\circ$ and observe that by Fatou's lemma, we have

$$\liminf_{\boldsymbol{\theta}_n \nearrow \boldsymbol{\theta}} \mathbb{E} \left[\prod_{l=1}^d m_{U_l}(\boldsymbol{\theta}_n)^{S_{l \leftarrow j}} \right] \geq \mathbb{E} \left[\prod_{l=1}^d \liminf_{\boldsymbol{\theta}_n \nearrow \boldsymbol{\theta}} m_{U_l}(\boldsymbol{\theta}_n)^{S_{l \leftarrow j}} \right], \quad (26)$$

for any $j \in [d]$. Furthermore, it is easily shown that for any integer $k \in \mathbb{N}$, another application of Fatou's lemma yields

$$\liminf_{\boldsymbol{\theta}_n \nearrow \boldsymbol{\theta}} m_{U_l}(\boldsymbol{\theta}_n)^k = \liminf_{\boldsymbol{\theta}_n \nearrow \boldsymbol{\theta}} \mathbb{E} \left[\exp(\boldsymbol{\theta}_n^\top \mathbf{U}_l) \right]^k \geq \mathbb{E} \left[\exp(\boldsymbol{\theta}^\top \mathbf{U}_l) \right]^k. \quad (27)$$

Since the random variables $S_{l \leftarrow j}$ are non-negative, we obtain

$$\begin{aligned} \liminf_{\boldsymbol{\theta}_n \nearrow \boldsymbol{\theta}} \Lambda(\boldsymbol{\theta}_n) &= \liminf_{\boldsymbol{\theta}_n \nearrow \boldsymbol{\theta}} \sum_{j=1}^d \bar{\lambda}_j \left(\mathbb{E} \left[\prod_{l=1}^d m_{U_l}(\boldsymbol{\theta}_n)^{S_{l \leftarrow j}} \right] - 1 \right) \\ &\geq \sum_{j=1}^d \bar{\lambda}_j \left(\mathbb{E} \left[\liminf_{\boldsymbol{\theta}_n \nearrow \boldsymbol{\theta}} \prod_{l=1}^d m_{U_l}(\boldsymbol{\theta}_n)^{S_{l \leftarrow j}} \right] - 1 \right) \geq \Lambda(\boldsymbol{\theta}). \end{aligned} \quad (28)$$

We have now verified that the limiting cumulant $\Lambda(\cdot)$ satisfies all conditions for the Gärtner-Ellis theorem [11, Theorem 2.3.6] to apply. This yields the LDP result. \square

The consequence of this LDP is that for any Borel set $B \in \mathcal{B}(\mathbb{R}^{d^*})$, we have that the measure $\nu_t : \mathcal{B}(\mathbb{R}^{d^*}) \rightarrow [0, 1]$ defined by $\nu_t(B) := \mathbb{P}(\mathbf{Z}(t)/t \in B)$ satisfies

$$-\inf_{\mathbf{x} \in B^\circ} \Lambda^*(\mathbf{x}) \leq \liminf_{t \rightarrow \infty} \frac{1}{t} \log \nu_t(B) \leq \limsup_{t \rightarrow \infty} \frac{1}{t} \log \nu_t(B) \leq -\inf_{\mathbf{x} \in \bar{B}} \Lambda^*(\mathbf{x}). \quad (29)$$

Remark 1. Given that Assumptions 1 and 2 hold and combined with the properties of $\Lambda(\cdot)$ as stated in e.g., [14, Lemma 2.6], we have that

$$\lim_{t \rightarrow \infty} \frac{\mathbf{Z}(t)}{t} = \nabla \Lambda(\mathbf{0}) = \mathbb{E}[\mathbf{U}] \mathbb{E}[\mathbf{S}] \bar{\boldsymbol{\lambda}}, \quad (30)$$

in an almost sure sense, with the $d \times d$ matrix $\mathbf{S} = (S_{i \leftarrow j})_{i,j \in [d]}$. Combining this with the law of large numbers that was in Eqn. (9), we thus conclude that $\mathbb{E}[\mathbf{S}] = (\mathbf{I} - \|\mathbf{H}\|)^{-1}$.

4.2. LDP of a single component. Throughout this subsection, fix $i \in [d^*]$ and consider the \mathbb{R} -valued component $Z_i(\cdot)$ of the multivariate compound Hawkes process, as defined in Eqn. (2). The associated limiting cumulant is

$$\Lambda_i(\theta) := \lim_{t \rightarrow \infty} \frac{1}{t} \log \mathbb{E}[e^{\theta Z_i(t)}] = \Lambda(0, \dots, \theta, \dots, 0), \quad (31)$$

where the input vector is non-zero on the i -th entry. While $Z_i(t)$ is a one-dimensional object, it still depends on the multivariate Hawkes process $\mathbf{N}(\cdot)$.

The domain $\mathcal{D}_{\Lambda_i} := \{\theta \in \mathbb{R} : \Lambda_i(\theta) < \infty\}$ has to be dealt with as in the full multivariate setting, the only difference being that the argument of the probability generating function of \mathbf{S}_j is now given by

$$\mathbf{m}_{\mathbf{U}_{(i)}}(\theta) := (m_{U_{i1}}(\theta), \dots, m_{U_{id}}(\theta))^\top,$$

with $m_{U_{ij}}(\theta) = \mathbb{E}[e^{\theta U_{ij}}]$, where the vector $\mathbf{U}_{(i)} = (U_{i1}, \dots, U_{id})^\top$ is the i -th row of the matrix \mathbf{U} , where $i \in [d^*]$.

In this setting, we can implicitly define the domain more easily as follows. First let $\bar{\theta} = \sup\{\theta > 0 : \Lambda_i(\theta) < \infty\}$; then under the assumption that

$$\min_{l \in [d]} \sup\{\theta \in \mathbb{R} : m_{U_{il}}(\theta) < \infty\} > \bar{\theta}, \quad (32)$$

we have that $D_{\Lambda_i} = (-\infty, \bar{\theta}]$ due to convexity of $\Lambda_i(\cdot)$. For $\theta \in D_{\Lambda_i}$, we have by Lemma 1 that

$$\Lambda_i(\theta) = \sum_{j=1}^d \bar{\lambda}_j \left(\mathbb{E} \left[\prod_{l=1}^d m_{U_{il}}(\theta)^{S_{l \leftarrow j}} \right] - 1 \right). \quad (33)$$

Corollary 1. *Given that (32) holds, the process $(Z_i(t)/t)_{t \in \mathbb{R}_+}$ satisfies the LDP on $(\mathbb{R}, \mathcal{B}(\mathbb{R}))$ with good rate function*

$$\Lambda_i^*(x) = \sup_{\theta \in \mathbb{R}} (\theta x - \Lambda_i(\theta)). \quad (34)$$

Remark 2. We note that in the univariate case $d = 1$, it is possible to explicitly calculate the domain of the probability generating function $f(z) = \mathbb{E}[z^S]$. This has been done in [31] for the case of constant marks using the fact that S has a Borel distribution, whereas the case of random marks was considered in [23] where the domain was derived using the fixed-point relation.

5. RUIN PROBABILITIES

In this section, we consider a risk process where the claims are generated by a multivariate compound Hawkes process. Using the LDP results for $Z_i(t)/t$ established in the previous section, we derive the asymptotic behavior of ruin probabilities of the corresponding risk process. We assume a constant premium rate $r > 0$ per unit of time and consider, for a given $i \in [d^*]$, the net cumulative claim process (or: risk process)

$$Y_i(t) := Z_i(t) - rt. \quad (35)$$

Our objective is to find the asymptotics of the associated ruin probability, i.e., the probability that this net cumulative process ever exceeds level u , for some $u > 0$.

From the LLN result for $\mathbf{Z}(t)/t$ given in Eqn. (9), we have that

$$\frac{Z_i(t)}{t} \rightarrow \mathbb{E}[\mathbf{U}_{(i)}](\mathbf{I} - \|\mathbf{H}\|)^{-1}\bar{\boldsymbol{\lambda}}, \quad (36)$$

with $\mathbb{E}[\mathbf{U}_{(i)}] = (\mathbb{E}[U_{i1}], \dots, \mathbb{E}[U_{id}])$. To make sure that ruin is rare, we throughout impose the *net profit condition*:

$$r > \mathbb{E}[\mathbf{U}_{(i)}](\mathbf{I} - \|\mathbf{H}\|)^{-1}\bar{\boldsymbol{\lambda}}, \quad (37)$$

such that the process $Y_i(t)$ drifts towards $-\infty$. For some initial capital $u > 0$, the time of ruin is defined as

$$\tau_u := \inf\{t > 0 : u + rt - Z_i(t) < 0\} = \inf\{t > 0 : Y_i(t) > u\},$$

and the associated infinite horizon ruin probability is defined as

$$p(u) := \mathbb{P}(\tau_u < \infty). \quad (38)$$

We are interested in finding asymptotic bounds for this ruin probability. From Lemma 1, it immediately follows that the limiting cumulant function of $Y_i(\cdot)$ satisfies

$$\Psi_i(\theta) := \lim_{t \rightarrow \infty} \frac{1}{t} \log \mathbb{E}[e^{\theta Y_i(t)}] = \Lambda_i(\theta) - r\theta, \quad (39)$$

with $\Lambda_i(\cdot)$ given in Eqn. (33). By [11, Lemma 2.3.9], we know that $\Lambda_i(\cdot)$ is a convex function, which implies that $\Psi_i(\cdot)$ is also convex. We assume that we are in the light-tailed regime, in the sense that there exists $\theta^* > 0$ such that

$$\Psi_i(\theta^*) = 0. \quad (40)$$

In the rest of this section, we prove that the logarithmic decay of $p(u)$ is a fixed rate, as u increases, made precise in the following theorem.

Theorem 2. *For fixed $i \in [d^*]$, assuming Eqn. (40), the ruin probability $p(u)$ associated to the risk process $Y_i(\cdot)$ has logarithmic decay rate $-\theta^*$, i.e.,*

$$\lim_{u \rightarrow \infty} \frac{1}{u} \log p(u) = -\theta^*. \quad (41)$$

Proof. The proof consists of two main steps, which yield a lower bound and an upper bound for the left-hand side of Eqn. (41).

— *Lower bound.* The objective is to prove that

$$\liminf_{u \rightarrow \infty} \frac{1}{u} \log p(u) \geq -\theta^*. \quad (42)$$

We first observe that for any $t > 0$ we evidently have $p(u) \geq p(u, t) := \mathbb{P}(Y_i(t) > u)$. This directly implies that, for any $t > 0$,

$$\begin{aligned} \liminf_{u \rightarrow \infty} \frac{1}{u} \log p(u) &\geq \lim_{u \rightarrow \infty} \frac{1}{u} \log p(u, ut) \\ &= \liminf_{u \rightarrow \infty} \frac{1}{u} \log \mathbb{P}(Z_i(ut) - rut > u) \\ &= t \liminf_{u \rightarrow \infty} \frac{1}{ut} \log \mathbb{P}(Z_i(ut)/ut > r + 1/t). \end{aligned}$$

Then we can use that, by Corollary 1, $\{Z_i(ut)/ut\}_{t \in \mathbb{R}_+}$ satisfies the LDP with rate function $\Lambda_i^*(\cdot)$. We thus obtain

$$\liminf_{u \rightarrow \infty} \frac{1}{u} \log p(u) \geq -t \inf_{x > r+1/t} \Lambda_i^*(x),$$

Recall the assumption given in Eqn. (37) that $r > \mu_i := \mathbb{E}[\mathbf{U}_{(i)}](\mathbf{I} - \|\mathbf{H}\|)^{-1} \bar{\boldsymbol{\lambda}}$. Further, note that $\Lambda_i^*(\cdot)$ is continuous and non-decreasing on (μ_i, ∞) by [14, Lemma 2.7], and in addition $\Lambda_i^*(\mu_i) = 0$. Combining all this, we have

$$\liminf_{u \rightarrow \infty} \frac{1}{u} \log p(u) \geq -t \Lambda_i^*(r + 1/t).$$

To compute this final expression, observe that since $\Psi_i(0) = 0$, $\Psi_i(\theta^*) = 0$ and $\Psi_i(\cdot)$ is convex, we have that $\Psi_i'(\theta^*) = \Lambda_i'(\theta^*) - r > 0$. Since $t > 0$ was arbitrary, we can in particular take $t = t^* := (\Lambda_i'(\theta^*) - r)^{-1}$. This implies that

$$\begin{aligned} \Lambda_i^*(r + 1/t^*) &= \Lambda_i^*(\Lambda_i'(\theta^*)) = \sup_{\theta \in \mathbb{R}} (\theta \Lambda_i'(\theta^*) - \Lambda_i(\theta)) \\ &= \theta^* \Lambda_i'(\theta^*) - \Lambda_i(\theta^*) = \theta^* (\Lambda_i'(\theta^*) - r) = \frac{\theta^*}{t^*}; \end{aligned}$$

the third equality follows by noting that the supremum is attained at θ^* since $g(\theta) := \theta \Lambda_i'(\theta^*) - \Lambda_i(\theta)$ is maximal if $g'(\theta) = 0$, which is when $\theta = \theta^*$; the fourth equality follows from $\Psi_i(\theta^*) = 0$, which is equivalent to $\Lambda_i(\theta^*) = r\theta^*$; and the last equality from the definition of t^* . Hence, we conclude

$$\liminf_{u \rightarrow \infty} \frac{1}{u} \log p(u) \geq -t^* \Lambda_i^*(r + 1/t^*) = -\theta^*,$$

which proves Eqn. (42).

— *Upper bound.* We next prove the upper bound, i.e.,

$$\limsup_{u \rightarrow \infty} \frac{1}{u} \log p(u) \leq -\theta^*. \quad (43)$$

To do so, we majorize the ruin probability $p(u)$ by a finite sum and a sum with countably many terms, as follows. First, observe that for $u > r$, we have

$$p(u) \leq q(u) := \mathbb{P}(\inf_{n \in \mathbb{N}} Y_i(n) \geq u - r),$$

where we have used that the net cumulative claim process can go down with maximally an amount r per time unit. Define, as before, $t^* = (\Lambda_i'(\theta^*) - r)^{-1}$. For any $L > 0$, the union bound gives

$$q(u) \leq \sum_{n \leq (1+L)t^*u} \mathbb{P}(Y_i(n) \geq u - r) + \sum_{n > (1+L)t^*u} \mathbb{P}(Y_i(n) \geq u - r)$$

$$\leq \sum_{n \leq (1+L)t^*u} \mathbb{P}(Y_i(n) \geq u - r) + \sum_{n > (1+L)t^*u} \mathbb{P}(Y_i(n) \geq 0),$$

where n takes integer values in both sums. The intuition is that the first sum contains the contribution of paths corresponding to the most likely timescale t^*u of exceeding u . This means that the first sum is expected to dominate the second sum as $u \rightarrow \infty$, which is proven to be correct in the remainder of the proof.

Consider the finite sum, and note that the Chernoff bound yields for any $\theta > 0$ that

$$\begin{aligned} \sum_{n \leq (1+L)t^*u} \mathbb{P}(Y_i(n) \geq u - r) &\leq \sum_{n \leq (1+L)t^*u} e^{-\theta(u-r)} \mathbb{E}[e^{\theta Y_i(n)}] \\ &\leq (1+L)t^*u e^{-\theta(u-r)} \max_{n \in [(1+L)t^*u]} \mathbb{E}[e^{\theta Y_i(n)}]. \end{aligned} \quad (44)$$

In particular, this inequality holds for $\theta = \theta^*$. Inserting the familiar expression for the cumulant of $Z_i(t)$, we have for any $t > 0$ that

$$\begin{aligned} \log \mathbb{E}[e^{\theta^* Y_i(t)}] &= \log \mathbb{E}[e^{\theta^* Z_i(t)}] - r\theta^*t \\ &= \sum_{j=1}^d \bar{\lambda}_j \int_0^t \mathbb{E} \left[\prod_{l=1}^d m_{U_{il}}(\theta^*)^{S_{l \leftarrow j}(v)} \right] dv - t \sum_{j=1}^d \bar{\lambda}_j - r\theta^*t \\ &\leq t \sum_{j=1}^d \bar{\lambda}_j \sup_{v \leq t} \mathbb{E} \left[\prod_{l=1}^d m_{U_{il}}(\theta^*)^{S_{l \leftarrow j}(v)} \right] - t \sum_{j=1}^d \bar{\lambda}_j - r\theta^*t \\ &\leq t \left(\sum_{j=1}^d \bar{\lambda}_j \mathbb{E} \left[\prod_{l=1}^d m_{U_{il}}(\theta^*)^{S_{l \leftarrow j}} \right] - \sum_{j=1}^d \bar{\lambda}_j - r\theta^* \right) = t\Psi_i(\theta^*) = 0, \end{aligned}$$

where in the second inequality we used that $S_{l \leftarrow j}(v)$ increases in v , and in the final equality we used the definition of θ^* , as given in Eqn. (40). The next step is to combine this with the upper bound that was found in Eqn. (44). This yields

$$\begin{aligned} &\limsup_{u \rightarrow \infty} \frac{1}{u} \log \sum_{n \leq (1+L)t^*u} \mathbb{P}(Y_i(n) \geq u - r) \\ &\leq \limsup_{u \rightarrow \infty} \frac{1}{u} \log \left((1+L)t^*u \max_{n \in [(1+L)t^*u]} e^{-\theta^*(u-r)} \mathbb{E}[e^{\theta^* Y_i(n)}] \right) \\ &\leq \limsup_{u \rightarrow \infty} \frac{1}{u} \log \left((1+L)t^*u \right) + \lim_{u \rightarrow \infty} \frac{-\theta^*u + \theta^*r}{u} + 0 = -\theta^*. \end{aligned}$$

For the sum with countably many terms, we again apply the Chernoff bound. For any $\theta > 0$, we obtain

$$\sum_{n > (1+L)t^*u} \mathbb{P}(Y_i(n) \geq 0) \leq \sum_{n > (1+L)t^*u} \mathbb{E}[e^{\theta Y_i(n)}].$$

To proceed, we observe that the assumption $\Psi_i(\theta^*) = 0$ together with $\Psi_i(0) = 0$ implies, by the mean value theorem, that there exists $\theta^\circ > 0$ such that $\Psi_i'(\theta^\circ) = 0$. It requires elementary calculus to verify that

$$\Psi_i'(0) = \Lambda_i'(0) - r = \sum_{j=1}^d \bar{\lambda}_j \sum_{k=1}^d \mathbb{E}[U_{ik}] \mathbb{E}[S_{k \leftarrow j}] - r = \mathbb{E}[\mathbf{U}_{(i)}] \mathbb{E}[\mathbf{S}] \bar{\boldsymbol{\lambda}} - r,$$

cf. Eqn. (9). We conclude that $\Psi'_i(0) < 0$ from the net profit condition (37). Combining the above observations with the fact that $\Psi_i(\cdot)$ is convex, it follows that $\Psi_i(\theta^\circ) < 0$. Hence, we can choose $n_0 \in \mathbb{N}$ and $\delta < |\Psi_i(\theta^\circ)|$ such that for all n larger than n_0 , we have that

$$\frac{1}{n} \log \mathbb{E}[e^{\theta^\circ Y_i(n)}] < \Psi_i(\theta^\circ) + \delta.$$

Finally, since $\Psi_i(\theta^\circ) + \delta < 0$, we have that $z := \exp(\Psi_i(\theta^\circ) + \delta) < 1$, so that we can apply the geometric series to bound

$$\sum_{n > (1+L)t^*u} \mathbb{E}[e^{\theta^\circ Y_i(n)}] \leq \sum_{n > (1+L)t^*u} \exp(n(\Psi_i(\theta^\circ) + \delta)) \leq \frac{z^{(1+L)t^*u}}{1-z}.$$

We conclude the proof by combining the two upper bounds. We take L large enough such that $z^{(1+L)t^*} < e^{-\theta^*}$, for which it is sufficient that

$$L > \frac{\theta^*}{(\Psi(\theta^\circ) + \delta)t^*}.$$

As a consequence,

$$\limsup_{u \rightarrow \infty} \frac{1}{u} \log p(u) \leq \limsup_{u \rightarrow \infty} \frac{1}{u} \log \left((1+L)t^*u e^{-\theta^*(u-r)} + \frac{z^{(1+L)t^*u}}{1-z} \right) = -\theta^*. \quad (45)$$

We have thus established (43). \square

6. RARE EVENT SIMULATION

In this section, we use importance sampling to efficiently estimate rare event probabilities. This is accomplished by first exponentially twisting the underlying probability measure \mathbb{P} . In Section 6.1, we describe how to identify the model primitives under this new measure, which we throughout refer to as \mathbb{Q} . In the two subsequent subsections, we specifically consider the probability of ruin in component $i \in [d]$ (of which the logarithmic asymptotics have been derived in Section 5), and the probability of the multivariate compound Hawkes process attaining rare values (of which the logarithmic asymptotics have been established in Theorem 1).

6.1. Identification of alternative distribution. In this subsection, we describe how to construct the exponentially twisted version of the multivariate compound Hawkes process considered in this paper, which we associate with the probability measure \mathbb{Q} . More specifically, we identify a stochastic process of which the limiting cumulant equals, for a vector $\theta^* \in \mathbb{R}^{d^*}$,

$$\Psi^{\mathbb{Q}}(\theta) := \Psi(\theta + \theta^*) - \Psi(\theta^*),$$

with $\Psi(\theta) = \Lambda(\theta) - \mathbf{r}^\top \theta$, and, by virtue of Lemma 1,

$$\Lambda(\theta) = \sum_{j=1}^d \bar{\lambda}_j (f_j(\mathbf{m}_U(\theta)) - 1). \quad (46)$$

To this end, it is first verified that

$$\Lambda(\theta + \theta^*) - \Lambda(\theta^*) = \sum_{j=1}^d \bar{\lambda}_j f_j(\mathbf{m}_U(\theta^*)) \left(\frac{f_j(\mathbf{m}_U(\theta + \theta^*))}{f_j(\mathbf{m}_U(\theta^*))} - 1 \right).$$

Next, for $j \in [d]$,

$$\begin{aligned} \frac{f_j(\mathbf{m}_U(\boldsymbol{\theta} + \boldsymbol{\theta}^*))}{f_j(\mathbf{m}_U(\boldsymbol{\theta}^*))} &= \frac{1}{f_j(\mathbf{m}_U(\boldsymbol{\theta}^*))} \sum_{\mathbf{n} \in \mathbb{N}_0^d} \mathbb{P}(\mathbf{S}_j = \mathbf{n}) \prod_{l=1}^d (m_{U_l}(\boldsymbol{\theta} + \boldsymbol{\theta}^*))^{n_l} \\ &= \sum_{\mathbf{n} \in \mathbb{N}_0^d} \frac{\mathbb{P}(\mathbf{S}_j = \mathbf{n})}{f_j(\mathbf{m}_U(\boldsymbol{\theta}^*))} \prod_{l=1}^d (m_{U_l}(\boldsymbol{\theta}^*))^{n_l} \left(\frac{m_{U_l}(\boldsymbol{\theta} + \boldsymbol{\theta}^*)}{m_{U_l}(\boldsymbol{\theta}^*)} \right)^{n_l}. \end{aligned}$$

Now define, for $j \in [d]$,

$$\mathbb{Q}(\mathbf{S}_j = \mathbf{n}) := \frac{\mathbb{P}(\mathbf{S}_j = \mathbf{n})}{f_j(\mathbf{m}_U(\boldsymbol{\theta}^*))} \prod_{l=1}^d (m_{U_l}(\boldsymbol{\theta}^*))^{n_l},$$

which induces a probability distribution (i.e., non-negative and summing to 1) by its very construction. Define by $f_j^{\mathbb{Q}}(\mathbf{z})$ the corresponding probability generating function, which is the counterpart of $f_j(\mathbf{z})$ under \mathbb{Q} : for $j \in [d]$,

$$f_j^{\mathbb{Q}}(\mathbf{z}) = \sum_{\mathbf{n} \in \mathbb{N}_0^d} \mathbb{Q}(\mathbf{S}_j = \mathbf{n}) \prod_{l=1}^d z_l^{n_l} = \frac{f_j(m_{U_1}(\boldsymbol{\theta}^*)z_1, \dots, m_{U_d}(\boldsymbol{\theta}^*)z_d)}{f_j(\mathbf{m}_U(\boldsymbol{\theta}^*))}. \quad (47)$$

In addition, define, for $l \in [d]$,

$$\mathbb{Q}(U_{1l} \in dx_1, \dots, U_{d^*l} \in dx_{d^*}) := \frac{\mathbb{P}(U_{1l} \in dx_1, \dots, U_{d^*l} \in dx_{d^*})}{m_{U_l}(\boldsymbol{\theta}^*)} \prod_{k=1}^{d^*} e^{\theta_k^* x_k}, \quad (48)$$

which generates a probability distribution (i.e., non-negative and integrating to 1); let $m_{U_l}^{\mathbb{Q}}(\boldsymbol{\theta})$ be the associated moment generating function, given by

$$m_{U_l}^{\mathbb{Q}}(\boldsymbol{\theta}) = \frac{m_{U_l}(\boldsymbol{\theta} + \boldsymbol{\theta}^*)}{m_{U_l}(\boldsymbol{\theta}^*)}.$$

We finally define the base rates under \mathbb{Q} via

$$\bar{\lambda}_j^{\mathbb{Q}} := \bar{\lambda}_j f_j(\mathbf{m}_U(\boldsymbol{\theta}^*)), \quad (49)$$

for $j \in [d]$.

Upon combining the objects defined above, it now requires an elementary verification to conclude that

$$\Lambda(\boldsymbol{\theta} + \boldsymbol{\theta}^*) - \Lambda(\boldsymbol{\theta}^*) = \sum_{j=1}^d \bar{\lambda}_j^{\mathbb{Q}} (f_j^{\mathbb{Q}}(\mathbf{m}_U^{\mathbb{Q}}(\boldsymbol{\theta})) - 1),$$

as desired; cf. (46). This means that we have uniquely characterized the joint distribution of the cluster sizes \mathbf{S}_j (for $j \in [d]$), the joint distribution of the claim sizes \mathbf{U}_l (for $l \in [d]$), and the base rates under the alternative measure \mathbb{Q} .

The only question left is: How does one sample a cluster size \mathbf{S}_j under \mathbb{Q} ? More concretely: What is the distribution of the marks B_{lj} under the alternative measure \mathbb{Q} , and how should the corresponding decay functions $g_{lj}(\cdot)$ be adapted? To this end, we revisit (14), which we rewrite to

$$f_j(\mathbf{z}) = z_j m_{B_j}(c_{1j}(f_1(\mathbf{z}) - 1), \dots, c_{dj}(f_d(\mathbf{z}) - 1)), \quad (50)$$

using the self-evident notation

$$m_{\mathbf{B}_j}(\boldsymbol{\theta}) := \mathbb{E} \exp \left(\sum_{m=1}^d \theta_m B_{mj} \right).$$

Introduce the compact notation $\mathbf{y}_{\boldsymbol{\theta}^*}(\mathbf{z}) := (m_{U_1}(\boldsymbol{\theta}^*)z_1, \dots, m_{U_d}(\boldsymbol{\theta}^*)z_d)$. Hence, as an immediate consequence of (47), we obtain

$$f_j^{\mathbb{Q}}(\mathbf{z}) = \frac{f_j(\mathbf{y}_{\boldsymbol{\theta}^*}(\mathbf{z}))}{f_j(\mathbf{y}_{\boldsymbol{\theta}^*}(\mathbf{1}))}.$$

Upon combining the two previous displays, we conclude that we can rewrite $f_j^{\mathbb{Q}}(\mathbf{z})$ as

$$\begin{aligned} f_j^{\mathbb{Q}}(\mathbf{z}) &= \frac{m_{U_j}(\boldsymbol{\theta}^*)z_j \cdot m_{\mathbf{B}_j}(c_{1j}(f_1(\mathbf{y}_{\boldsymbol{\theta}^*}(\mathbf{z})) - 1), \dots, c_{dj}(f_d(\mathbf{y}_{\boldsymbol{\theta}^*}(\mathbf{z})) - 1))}{m_{U_j}(\boldsymbol{\theta}^*) \cdot m_{\mathbf{B}_j}(c_{1j}(f_1(\mathbf{y}_{\boldsymbol{\theta}^*}(\mathbf{1})) - 1), \dots, c_{dj}(f_d(\mathbf{y}_{\boldsymbol{\theta}^*}(\mathbf{1})) - 1))} \\ &= z_j \frac{m_{\mathbf{B}_j}(c_{1j}(f_1(\mathbf{y}_{\boldsymbol{\theta}^*}(\mathbf{z})) - 1), \dots, c_{dj}(f_d(\mathbf{y}_{\boldsymbol{\theta}^*}(\mathbf{z})) - 1))}{m_{\mathbf{B}_j}(c_{1j}(f_1(\mathbf{y}_{\boldsymbol{\theta}^*}(\mathbf{1})) - 1), \dots, c_{dj}(f_d(\mathbf{y}_{\boldsymbol{\theta}^*}(\mathbf{1})) - 1))}. \end{aligned}$$

To simplify this further, we write

$$c_{lj}^{\mathbb{Q}} = c_{lj} f_l(\mathbf{y}_{\boldsymbol{\theta}^*}(\mathbf{1})), \quad \bar{c}_{lj}^{\mathbb{Q}} := c_{lj}^{\mathbb{Q}} - c_{lj}, \quad (51)$$

such that

$$f_j^{\mathbb{Q}}(\mathbf{z}) = z_j \frac{m_{\mathbf{B}_j} \left(c_{1j}^{\mathbb{Q}} \left(\frac{f_1(\mathbf{y}_{\boldsymbol{\theta}^*}(\mathbf{z}))}{f_1(\mathbf{y}_{\boldsymbol{\theta}^*}(\mathbf{1}))} - 1 \right) + \bar{c}_{1j}^{\mathbb{Q}}, \dots, c_{dj}^{\mathbb{Q}} \left(\frac{f_d(\mathbf{y}_{\boldsymbol{\theta}^*}(\mathbf{z}))}{f_d(\mathbf{y}_{\boldsymbol{\theta}^*}(\mathbf{1}))} - 1 \right) + \bar{c}_{dj}^{\mathbb{Q}} \right)}{m_{\mathbf{B}_j}(\bar{c}_{1j}^{\mathbb{Q}}, \dots, \bar{c}_{dj}^{\mathbb{Q}})}.$$

We now focus on the distribution of the marks under the alternative measure \mathbb{Q} . Denoting $\bar{\mathbf{c}}_j^{\mathbb{Q}} = (\bar{c}_{1j}^{\mathbb{Q}}, \dots, \bar{c}_{dj}^{\mathbb{Q}})$, we define

$$\mathbb{Q}(B_{1j} \in dx_1, \dots, B_{dj} \in dx_d) := \frac{\mathbb{P}(B_{1j} \in dx_1, \dots, B_{dj} \in dx_d)}{m_{\mathbf{B}_j}(\bar{\mathbf{c}}_j^{\mathbb{Q}})} \prod_{l=1}^d e^{\bar{c}_{lj}^{\mathbb{Q}} x_l}, \quad (52)$$

so that

$$m_{\mathbf{B}_j}^{\mathbb{Q}}(\boldsymbol{\theta}) = \frac{m_{\mathbf{B}_j}(\boldsymbol{\theta} + \bar{\mathbf{c}}_j^{\mathbb{Q}})}{m_{\mathbf{B}_j}(\bar{\mathbf{c}}_j^{\mathbb{Q}})}.$$

Combining the above relations, we thus conclude that

$$f_j^{\mathbb{Q}}(\mathbf{z}) = z_j m_{\mathbf{B}_j}^{\mathbb{Q}}(c_{1j}^{\mathbb{Q}}(f_1^{\mathbb{Q}}(\mathbf{z}) - 1), \dots, c_{dj}^{\mathbb{Q}}(f_d^{\mathbb{Q}}(\mathbf{z}) - 1)),$$

which has, appealing to Eqn. (50), the right structure. This means that we have identified the distribution of the marks and the decay functions under \mathbb{Q} .

The following summarizes the above findings. Most importantly, the exponentially twisted version of the multivariate compound Hawkes process is again a multivariate compound Hawkes process, but (evidently) with different model primitives. Specifically, the $\boldsymbol{\theta}^*$ -twisted version of the multivariate compound Hawkes process can be constructed as follows:

- the base rate $\bar{\lambda}_j$ is replaced by $\bar{\lambda}_j^{\mathbb{Q}} = \bar{\lambda}_j f_j(\mathbf{m}_U(\boldsymbol{\theta}^*))$; cf. (49).
- the density of U_l is replaced by $\mathbb{Q}(U_{1l} \in dx_1, \dots, U_{d^*l} \in dx_{d^*})$, as given by (48);
- the density of \mathbf{B}_j is replaced by $\mathbb{Q}(B_{1j} \in dx_1, \dots, B_{dj} \in dx_d)$, as given by (52);
- the decay function $g_{lj}(\cdot)$ is replaced by $g_{lj}^{\mathbb{Q}}(\cdot) := g_{lj}(\cdot) f_l(\mathbf{y}_{\boldsymbol{\theta}^*}(\mathbf{1})) = g_{lj}(\cdot) f_l(\mathbf{m}_U(\boldsymbol{\theta}^*))$; cf. (51).

This exponentially twisting mechanism generalizes the one identified for the *univariate* compound Hawkes process with *unit* marks, featuring in the statement of [31, Theorem 2.2].

6.2. Ruin probabilities. In this subsection, we return to the problem of assessing the ruin probability pertaining to the net cumulative claim process $Y_i(t)$, as defined by (35). We show that twisting $\mathbf{Y}(t)$ by $\boldsymbol{\theta}^* = (0, \dots, 0, \theta^*, 0, \dots, 0)^\top$, with the θ^* corresponding to the i -th entry and solving $\Psi_i(\theta^*) = 0$, leads to an estimator that is asymptotically efficient (also sometimes referred to as logarithmically efficient, or asymptotically optimal); in the remainder of this subsection, we refer to this specific alternative measure by \mathbb{Q} . For more background on optimality notions of importance sampling procedures, such as asymptotic efficiency, we refer to [3, Section VI.1]. Our proof, in principle, follows the same structure as the one given in [31, Section 4]; as various steps directly mimic their counterparts in [31], we leave out some evident details and focus on the main innovations in this general, multivariate setting with random marks.

Recall that $p(u) = \mathbb{P}(\tau_u < \infty)$, with τ_u the first time that $Y_i(\cdot)$ exceeds level u . First note that $p(u) = \mathbb{E}_{\mathbb{Q}}[L_{\tau_u} I]$, where I is the indicator function of the event $\{\tau_u < \infty\}$ and L_{τ_u} is the appropriate likelihood ratio, which quantifies the likelihood of the sampled path under \mathbb{P} relative to \mathbb{Q} . More precisely, L_{τ_u} is the Radon-Nikodym derivative of the sampled path under the measure \mathbb{P} relative to the measure \mathbb{Q} , evaluated at the ruin time τ_u . As in [31, Lemma 4.3], it can be concluded that—essentially due to the fact that we changed the drift of the risk process from a negative value (under \mathbb{P}) into a positive value (under \mathbb{Q})—under \mathbb{Q} eventually any positive value is reached by the process $Y_i(\cdot)$. Thus, $I \equiv 1$ with \mathbb{Q} -probability 1, and hence that $p(u) = \mathbb{E}_{\mathbb{Q}} L_{\tau_u}$.

Following the reasoning in [31] (i.e., effectively relying on a general result in [21]), we can express the likelihood ratio in terms of the various quantities pertaining to the original measure \mathbb{P} and their counterparts under \mathbb{Q} . Indeed, the likelihood ratio at time t equals

$$\begin{aligned} \frac{d\mathbb{P}}{d\mathbb{Q}} \Big|_{\mathcal{F}_t} = L_t &= \exp \left(- \sum_{j=1}^d \int_0^t (\lambda_j(s) - \lambda_j^{\mathbb{Q}}(s)) ds \right) \exp \left(\sum_{j=1}^d \int_0^t \log \frac{\lambda_j(s)}{\lambda_j^{\mathbb{Q}}(s)} dN_j(s) \right) \\ &\times \exp \left(\sum_{j=1}^d \sum_{r=1}^{N_j(t)} \log \ell_j(\mathbf{B}_{j,r}) \right) \prod_{j=1}^d \frac{m_{\mathcal{U}_j}(\boldsymbol{\theta}^*)^{N_j(t)}}{e^{\theta_j^* Z_j(t)}}, \end{aligned} \quad (53)$$

where

$$\lambda_j(s) = \bar{\lambda}_j + \sum_{l=1}^d \sum_{r=1}^{N_l(s)} B_{jl,r} g_{jl}(s - T_{l,r}), \quad \lambda_j^{\mathbb{Q}}(s) = \bar{\lambda}_j^{\mathbb{Q}} + \sum_{l=1}^d \sum_{r=1}^{N_l(s)} B_{jl,r} g_{jl}^{\mathbb{Q}}(s - T_{l,r}), \quad (54)$$

with $\bar{\lambda}_j^{\mathbb{Q}}$ and $g_{jl}^{\mathbb{Q}}(\cdot)$ as defined in Section 6.1 and all random objects sampled under \mathbb{Q} , and with $\ell_j(\mathbf{x})$ denoting the ratio of the density of the random marks \mathbf{B}_j under \mathbb{P} and its counterpart under \mathbb{Q} evaluated in the argument \mathbf{x} . It is directly seen, from the construction of the measure \mathbb{Q} , that

$$\lambda_j^{\mathbb{Q}}(s) = \lambda_j(s) f_j(\mathbf{m}_{\mathcal{U}}(\boldsymbol{\theta}^*)) > \lambda_j(s).$$

Note that the relation between $\lambda_j^{\mathbb{Q}}(s)$ and $\lambda_j(s)$, and the fact that $\boldsymbol{\theta}^*$ is non-zero in the i -th entry, allows us to express the likelihood ratio as

$$\begin{aligned} L_t &= \exp \left(- \sum_{j=1}^d (1 - f_j(\mathbf{m}_{\mathcal{U}}(\boldsymbol{\theta}^*))) \int_0^t \lambda_j(s) ds \right) e^{-\boldsymbol{\theta}^* Z_i(t)} \\ &\times \exp \left(\sum_{j=1}^d \sum_{r=1}^{N_j(t)} \log \ell_j(\mathbf{B}_{j,r}) \right) \prod_{j=1}^d \left(\frac{m_{\mathcal{U}_j}(\boldsymbol{\theta}^*)}{f_j(\mathbf{m}_{\mathcal{U}}(\boldsymbol{\theta}^*))} \right)^{N_j(t)}. \end{aligned} \quad (55)$$

We now introduce the importance sampling estimator and prove its efficiency. With $n \in \mathbb{N}$, we define the importance sampling estimator of $p(u)$ by

$$p_n(u) = \frac{1}{n} \sum_{m=1}^n L_{\tau_u}^{(m)}, \quad (56)$$

where $L_{\tau_u}^{(m)}$ (for $m = 1, \dots, n$) are independent replications of L_{τ_u} , sampled under \mathbb{Q} . In our context, asymptotic efficiency is to be understood as

$$\lim_{u \rightarrow \infty} \frac{1}{u} \log \sqrt{\text{Var}_{\mathbb{Q}} L_{\tau_u}} \leq \lim_{u \rightarrow \infty} \frac{1}{u} \log p(u),$$

that is, the measure \mathbb{Q} is asymptotically efficient for simulations; see Siegmund's criterion [30].

Theorem 3. *The importance sampling estimator $p_n(u)$ of the ruin probability $p(u)$, using the alternative measure \mathbb{Q} that corresponds to the exponential twist $\boldsymbol{\theta}^* = (0, \dots, 0, \boldsymbol{\theta}^*, 0, \dots, 0)$, is asymptotically efficient.*

Proof. In order to eventually prove that our estimator is asymptotically efficient, the main idea is to find an upper bound on L_{τ_u} . By definition of the conditional intensities $\lambda_j(s)$ and $\lambda_j^{\mathbb{Q}}(s)$ in (54), we have

$$\begin{aligned} \exp \left(- \int_0^{\tau_u} \sum_{j=1}^d (1 - f_j(\mathbf{m}_{\mathcal{U}}(\boldsymbol{\theta}^*))) \lambda_j(s) ds \right) &= \exp \left(- \int_0^{\tau_u} \sum_{j=1}^d \bar{\lambda}_j (1 - f_j(\mathbf{m}_{\mathcal{U}}(\boldsymbol{\theta}^*))) ds \right) \\ &\times \exp \left(- \int_0^{\tau_u} \sum_{l=1}^d \sum_{j=1}^d \sum_{r=1}^{N_j(s)} B_{l,j,r} g_{lj}(s - T_{j,r}) (1 - f_l(\mathbf{m}_{\mathcal{U}}(\boldsymbol{\theta}^*))) ds \right), \end{aligned}$$

where we switched the order of the summations over j and l . Then observe that, recalling that $\boldsymbol{\theta}^*$ solves the equation $\Psi_i(\boldsymbol{\theta}^*) = 0$,

$$\exp \left(- \int_0^{\tau_u} \sum_{j=1}^d \bar{\lambda}_j (1 - f_j(\mathbf{m}_{\mathcal{U}}(\boldsymbol{\theta}^*))) ds \right) = \exp \left(-\tau_u \sum_{j=1}^d \bar{\lambda}_j (1 - f_j(\mathbf{m}_{\mathcal{U}}(\boldsymbol{\theta}^*))) \right) = e^{r\boldsymbol{\theta}^* \tau_u}.$$

In addition, note that $Z_i(\tau_u) - r\tau_u > u$ due to the definition of τ_u , which implies that

$$e^{r\boldsymbol{\theta}^* \tau_u} e^{-\boldsymbol{\theta}^* Z_i(\tau_u)} \leq e^{-\boldsymbol{\theta}^* u}.$$

Also observe that since $c_{lj} = \|g_{lj}\|_{L^1(\mathbb{R}_+)}$, we have the bound

$$\exp \left(\int_0^{\tau_u} \sum_{j=1}^d \sum_{l=1}^d \sum_{r=1}^{N_j(s)} B_{l,j,r} g_{lj}(s - T_{j,r}) (f_j(\mathbf{m}_{\mathcal{U}}(\boldsymbol{\theta}^*)) - 1) ds \right)$$

$$\leq \exp \left(\sum_{j=1}^d \sum_{l=1}^d \sum_{r=1}^{N_j(\tau_u)} B_{l_j,r} c_{l_j} (f_l(\mathbf{m}_U(\boldsymbol{\theta}^*)) - 1) \right). \quad (57)$$

Finally, the contribution to the likelihood ratio L_{τ_u} due to the random marks is given by

$$\ell_j(\mathbf{v}) = \exp(-\mathbf{v}^\top \bar{\mathbf{c}}^\mathbb{Q}) m_{\mathbf{B}_j}(\bar{\mathbf{c}}^\mathbb{Q}), \quad (58)$$

where $\bar{\mathbf{c}}^\mathbb{Q}$ is the twist parameter for \mathbf{B}_j as defined in Eqn. (51). As a consequence,

$$\exp \left(\sum_{j=1}^d \sum_{r=1}^{N_j(\tau_u)} \log \ell_j(\mathbf{B}_{j,r}) \right) = \exp \left(- \sum_{j=1}^d \sum_{r=1}^{N_j(\tau_u)} \mathbf{B}_{j,r}^\top \bar{\mathbf{c}}^\mathbb{Q} \right) \prod_{j=1}^d m_{\mathbf{B}_j}(\bar{\mathbf{c}}^\mathbb{Q})^{N_j(\tau_u)}, \quad (59)$$

which implies that the expression given in (57) cancels against the exponential term in (59), noting that $\bar{\mathbf{c}}^\mathbb{Q} = (c_{1j}(f_1(\mathbf{m}_U(\boldsymbol{\theta}^*)) - 1), \dots, c_{dj}(f_d(\mathbf{m}_U(\boldsymbol{\theta}^*)) - 1))$.

Upon combining the above, and after some rewriting, we obtain that

$$p(u) \leq e^{-\theta^* u} \mathbb{E}_\mathbb{Q} \left[\prod_{j=1}^d \exp \left(- \log f_j(\mathbf{m}_U(\boldsymbol{\theta}^*)) + \log m_{U_j}(\boldsymbol{\theta}^*) + \log m_{\mathbf{B}_j}(\bar{\mathbf{c}}^\mathbb{Q}) \right)^{N_j(\tau_u)} \right].$$

As it turns out, the expression in the previous display simplifies considerably, as can be seen as follows. By (14), for any \mathbf{z} ,

$$\log f_j(\mathbf{z}) = \log z_j + m_{\mathbf{B}_j}(c_{1j}(f_1(\mathbf{z}) - 1), \dots, c_{dj}(f_d(\mathbf{z}) - 1)).$$

Now plugging in $\mathbf{z} = \mathbf{m}_U(\boldsymbol{\theta}^*)$, we conclude that the expectation under the new measure \mathbb{Q} fully reduces to unity, again by definition of $\bar{\mathbf{c}}^\mathbb{Q}$. This means that we have arrived at the upper bound $p(u) = \mathbb{E}_\mathbb{Q} L_{\tau_u} \leq e^{-\theta^* u}$ and we are now in a position to conclude the statement. It follows directly from the observation

$$\text{Var}_\mathbb{Q} L_{\tau_u} = \mathbb{E}_\mathbb{Q} L_{\tau_u}^2 - (\mathbb{E}_\mathbb{Q} L_{\tau_u})^2 \leq \mathbb{E}_\mathbb{Q} L_{\tau_u}^2 \leq e^{-2\theta^* u},$$

in combination with Theorem 2. □

Remark 3. *In the final part of the proof of Theorem 3, we have in passing derived a Lundberg-type inequality for this non-standard ruin model. Indeed, for any $u > 0$, we have that the ruin probability $p(u)$, corresponding to the net cumulative claim process $Y_i(\cdot)$, satisfies the upper bound*

$$p(u) \leq e^{-\theta^* u}. \quad (60)$$

The immediate consequence of the above theorem, which substantially generalizes [31, Theorem 4.5], is the following. Suppose that we wish to obtain an estimate with a certain *precision*, defined as the ratio of the confidence interval's half-width (which is proportional to the standard deviation of the estimate) and the estimate itself. Using simulation under the actual measure \mathbb{P} , the number of runs required to obtain a given precision is inversely proportional to the probability to be estimated. In our specific case, this means that, due to Theorem 2, under \mathbb{P} this number grows exponentially in u (roughly like $e^{\theta^* u}$, that is). Under the alternative measure \mathbb{Q} , however, Theorem 3 entails that the number of runs to achieve this precision grows *subexponentially*, thus yielding a substantial variance reduction. This means that, despite the fact that the ruin probability decays very rapidly as u grows, the simulation effort required to estimate it grows at a relatively modest pace.

6.3. Exceedance probabilities. In this subsection, we consider the estimation of probabilities of the type

$$q_t(\mathbf{a}) := \mathbb{P} \left(\frac{Z_1(t)}{t} \geq a_1, \dots, \frac{Z_{d^*}(t)}{t} \geq a_{d^*} \right),$$

where the set $A := [a_1, \infty) \times \dots \times [a_{d^*}, \infty)$ does not contain the vector $\boldsymbol{\mu}$, with, as before

$$\mu_i = \mathbb{E}[\mathbf{U}_{(i)}](\mathbf{I} - \|\mathbf{H}\|)^{-1}\bar{\boldsymbol{\lambda}},$$

the asymptotic value of the process $Z_i(t)/t$. We consider the regime that t grows large, in which the event of interest becomes increasingly rare by Theorem 1. We show that the associated importance sampling estimator is asymptotically efficient. In our exposition, we start by detailing the case $d^* = 1$ and then provide a proof by example for the case $d^* = 2$, where it turns out that multiple cases need to be distinguished. We finish by briefly discussing how the case of general d^* can be dealt with, relying on the principles developed for the $d^* = 2$ case. As will become clear in our analysis, the underlying computations strongly resemble those in Section 6.2.

We now introduce the importance sampling estimator for the exceedance probability and then prove its efficiency. Let $I \equiv I_{\mathbf{a}}$ be the indicator for the rare event, i.e., set $I_{\mathbf{a}} := \{Z_1(t) \geq a_1 t, \dots, Z_{d^*}(t) \geq a_{d^*} t\}$ for any given $t > 0$. We define the importance sampling estimator for the probability of this event by

$$q_{t,n}(\mathbf{a}) = \frac{1}{n} \sum_{m=1}^n L_t^{(m)} I_{\mathbf{a}}^{(m)}, \quad (61)$$

where $L_t^{(m)}$ are independent replications of L_t , sampled under \mathbb{Q} with a twist parameter depending on \mathbf{a} . Here, $I_{\mathbf{a}}^{(m)}$ are the associated indicators.

Theorem 4. *The importance sampling estimator $q_{t,n}(\mathbf{a})$ of the exceedance probability $q_t(\mathbf{a})$, using the alternative measure \mathbb{Q} that corresponds to the exponential twist*

$$\boldsymbol{\theta}(\mathbf{a}^*) = \arg \sup_{\boldsymbol{\theta}} (\boldsymbol{\theta}^\top \mathbf{a}^* - \Lambda(\boldsymbol{\theta})),$$

with $\mathbf{a}^* := \arg \inf_{\mathbf{x} \in A} \Lambda^*(\mathbf{x})$, is asymptotically efficient.

Proof. We provide the proof for $d^* = 1$, followed by a proof by example for $d^* = 2$, which is easily extended for $d^* > 2$. For $d^* = 1$, we first observe that Theorem 1 yields that, using that we assumed $a_1 > \mu_1$,

$$\lim_{t \rightarrow \infty} \frac{1}{t} \log q_t(a_1) = - \inf_{x \geq a_1} \Lambda^*(x) = -\Lambda^*(a_1).$$

Define

$$\theta(a_1) := \arg \sup_{\theta} (\theta a_1 - \Lambda(\theta));$$

it is straightforward to argue that $\theta(a_1)$ is positive for $a_1 > \mu_1$. Letting I be the indicator function of the event $\{Z_1(t) \geq a_1 t\}$, \mathbb{Q} the probability measure corresponding to exponentially twisting the original measure by $\theta(a_1)$, and L_t the appropriate likelihood, we now have that

$$q_t(\mathbf{a}) = \mathbb{E}_{\mathbb{Q}}[L_t I].$$

As an aside, observe that in this setting, unlike the one discussed in Section 6.2, we do not have that $L_t = 1$ almost surely under \mathbb{Q} . This is an immediate consequence of the fact that we constructed \mathbb{Q} such that $\lim_{t \rightarrow \infty} \mathbb{E}_{\mathbb{Q}} Z_1(t)/t = a$, so that the central limit theorem implies

that in roughly half of the runs we have that $I = 1$. The likelihood ratio can be evaluated by mimicking the calculations in Section 6.2. We thus obtain, leaving out indices in this single-dimensional case,

$$L_t = \exp\left(-\left(1 - f(m_U(\theta(a_1)))\right) \int_0^t \lambda(s) ds\right) e^{-\theta(a_1)Z_1(t)} \\ \times \exp\left(\sum_{r=1}^{N(t)} \log \ell(B_r)\right) \left(\frac{m_U(\theta(a_1))}{f(m_U(\theta(a_1)))}\right)^{N(t)}.$$

Using that $\Lambda(\theta) = \bar{\lambda}(f(m_U(\theta)) - 1)$ and $m_B(c(f(z) - 1)) - \log f(z) + \log z = 0$ (the latter identity being a consequence of (14)), and applying essentially the same majorizations as the ones used in Section 6.2, we readily obtain that

$$q_t(a) = \mathbb{E}_{\mathbb{Q}}[L_t I] \leq e^{\Lambda(\theta(a_1))t} e^{-\theta(a_1)Z_1(t)} I.$$

The event $\{I = 1\}$ is equivalent to $\{Z_1(t) \geq at\}$, so that

$$q_t(a) \leq e^{\Lambda(\theta(a_1))t} e^{-\theta(a_1)at} = e^{-\Lambda^*(a_1)t}.$$

We have thus obtained that

$$q_t(a_1) \leq e^{-\Lambda^*(a_1)t},$$

which can be seen as a variant of the classical Chernoff bound. The asymptotic efficiency for $d^* = 1$ follows directly now. To this end, first note that using the very same reasoning we also find that

$$\mathbb{E}_{\mathbb{Q}}[L_t^2 I] \leq e^{-2\Lambda^*(a_1)t},$$

so that also $\text{Var}_{\mathbb{Q}}[L_t I] \leq e^{-2\Lambda^*(a_1)t}$. Combining this with Theorem 1, we conclude that in this single-dimensional case we have asymptotic efficiency under the measure \mathbb{Q} defined above.

We now move to the case $d^* = 2$, for which Theorem 1 gives

$$\lim_{t \rightarrow \infty} \frac{1}{t} \log q_t(\mathbf{a}) = - \inf_{(x_1, x_2) \in A} \Lambda^*(\mathbf{x}).$$

Due to the convexity of the contour lines of $\Lambda^*(\mathbf{a})$, with \mathbf{a}^* the optimizing $\mathbf{a} \in A$, three situations can occur: (i) $\mathbf{a}^* = \mathbf{a}$, (ii) $a_1^* = a_1$ and $a_2^* > a_2$, and (iii) $a_1^* > a_1$ and $a_2^* = a_2$. As, by symmetry, cases (ii) and (iii) are conceptually the same and can therefore be treated identically, we restrict ourselves to discussing cases (i) and (ii) only. Let, as before, $\boldsymbol{\theta}(\mathbf{a}^*)$ be the optimizing argument in the definition of $\Lambda^*(\mathbf{a})$.

In case (i), using standard properties of the Legendre transform, we have that

$$\theta_1(\mathbf{a}^*) = \frac{\partial}{\partial a_1} \Lambda^*(\mathbf{a}^*) > 0, \quad \theta_2(\mathbf{a}^*) = \frac{\partial}{\partial a_2} \Lambda^*(\mathbf{a}^*) > 0.$$

We let \mathbb{Q} correspond to the $\boldsymbol{\theta}(\mathbf{a}^*)$ -twisted version of the original probability measure. Going through the same steps as in the case $d^* = 1$, we obtain that

$$q_t(\mathbf{a}) = \mathbb{E}_{\mathbb{Q}}[L_t I] \leq e^{\Lambda(\boldsymbol{\theta}(\mathbf{a}^*))t} e^{-\theta_1(\mathbf{a}^*)Z_1(t) - \theta_2(\mathbf{a}^*)Z_2(t)}.$$

Then note that the right-hand side of the expression in the previous display is, on the set $\{I = 1\} = \{Z_1(t) \geq a_1^* t, Z_2(t) \geq a_2^* t\}$, bounded from above by

$$e^{\Lambda(\boldsymbol{\theta}(\mathbf{a}^*))t} e^{-\theta_1(\mathbf{a}^*)a_1^* t - \theta_2(\mathbf{a}^*)a_2^* t} = e^{-\Lambda^*(\mathbf{a}^*)t}.$$

This implies $q_t(\mathbf{a}) \leq e^{-\Lambda^*(\mathbf{a}^*)t}$, but in addition that $\text{Var}_{\mathbb{Q}}[L_t I] \leq e^{-2\Lambda^*(\mathbf{a}^*)t}$. We conclude, using the same reasoning as before, that in this case twisting by $\boldsymbol{\theta}(\mathbf{a}^*)$ yields asymptotic efficiency.

Case (ii) works similarly. Observe that now (using that the line $x = a_1$ is a tangent of the contour lines of the Legendre transform)

$$\theta_1(\mathbf{a}^*) = \frac{\partial}{\partial a_1} \Lambda^*(\mathbf{a}^*) > 0, \quad \theta_2(\mathbf{a}^*) = \frac{\partial}{\partial a_2} \Lambda^*(\mathbf{a}^*) = 0.$$

The intuition is that in this case, if $Z_1(t) \geq a_1 t$, then with high probability also $Z_2(t) \geq a_2 t$, as reflected by the fact that

$$\lim_{t \rightarrow \infty} \frac{1}{t} \log \mathbb{P} \left(\frac{Z_1(t)}{t} \geq a_1, \frac{Z_2(t)}{t} \geq a_2 \right) = \lim_{t \rightarrow \infty} \frac{1}{t} \log \mathbb{P} \left(\frac{Z_1(t)}{t} \geq a_1 \right).$$

Let \mathbb{Q} be the $\boldsymbol{\theta}(\mathbf{a}^*)$ -twisted version of the original probability measure. After straightforward algebra, we now obtain that

$$q_t(\mathbf{a}) = \mathbb{E}_{\mathbb{Q}} L_t I \leq e^{\Lambda(\boldsymbol{\theta}(\mathbf{a}^*))t} e^{-\theta_1(\mathbf{a}^*) Z_1(t)} = e^{-\Lambda^*(\mathbf{a}^*)t}$$

and $\text{Var}_{\mathbb{Q}}[L_t I] \leq e^{-2\Lambda^*(\mathbf{a}^*)t}$. Hence, also in this case twisting by $\boldsymbol{\theta}(\mathbf{a}^*)$ yields asymptotic efficiency.

It can be seen in a direct manner that the same procedure (i.e., working with a twist $\boldsymbol{\theta}(\mathbf{a}^*)$ with non-negative entries) can be followed for any d^* larger than 2. We have thus established the stated result. \square

We finish this subsection by briefly discussing a related, intrinsically more complicated, rare-event probability. Observe that $q_t(\mathbf{a})$ corresponds to the *intersection* of the events $\{Z_1(t) \geq a_1 t\}, \dots, \{Z_{d^*}(t) \geq a_{d^*} t\}$. Consider now, rather than the intersection of events, their *union*, e.g., in the case $d^* = 2$,

$$\mathbb{P} \left(\frac{Z_1(t)}{t} \geq a_1 \text{ or } \frac{Z_2(t)}{t} \geq a_2 \right).$$

Assume that $\boldsymbol{\mu} < \mathbf{a}$, to make sure that we are dealing with a rare event probability and let I denote the indicator of the union event.

Let A^c be the complement of $(-\infty, a_1) \times (-\infty, a_2)$. Theorem 1 asserts that, as $t \rightarrow \infty$,

$$\frac{1}{t} \log \mathbb{P} \left(\frac{Z_1(t)}{t} \geq a_1 \text{ or } \frac{Z_2(t)}{t} \geq a_2 \right) \rightarrow - \inf_{\mathbf{x} \in A^c} \Lambda^*(\mathbf{x}).$$

With $\mathbf{a}^* := \arg \inf_{\mathbf{x} \in A^c} \Lambda^*(\mathbf{x})$, suppose that we twist by $\boldsymbol{\theta}(\mathbf{a}^*)$. If it happens that $a_1^* < a_1$ and $a_2^* = a_2$, then, following the reasoning applied above, $\theta_1(\mathbf{a}^*) = 0$ and $\theta_2(\mathbf{a}^*) > 0$. When simulating under this measure, one could however have that $I = 1$ due to $Z_1(t) \geq a_1 t$ (despite the fact that it is more likely to see $Z_2(t) \geq a_2 t$). A similar effect occurs when $a_1^* = a_1$ and $a_2^* < a_2$. The implication is that in those cases we do not have a bound on the likelihood ratio L_t (as opposed to the case of an intersection of events; see the above analysis for $q_t(\mathbf{a})$). There are various ways to deal with this inherent complication; see e.g., the discussions on this issue in [12, 27]. The most straightforward solution is to use the asymptotically efficient algorithm featuring in Theorem 4 to *separately* estimate the three probabilities

$$\mathbb{P} \left(\frac{Z_1(t)}{t} \geq a_1, \frac{Z_2(t)}{t} \geq a_2 \right), \quad \mathbb{P} \left(\frac{Z_1(t)}{t} \geq a_1 \right), \quad \mathbb{P} \left(\frac{Z_2(t)}{t} \geq a_2 \right),$$

and to add up the resulting estimates.

7. EXAMPLES AND NUMERICAL ILLUSTRATIONS

In this section, we provide a set of simulation experiments to illustrate the proposed simulation algorithms. All simulations are conducted in `Python`; the code is available from the authors upon request. Throughout this section, we consider the bivariate setting for both the Hawkes process $\mathbf{N}(\cdot) = (N_1(\cdot), N_2(\cdot))$ and for the compound process $\mathbf{Z}(\cdot) = (Z_1(\cdot), Z_2(\cdot))$, i.e., we set $d = d^* = 2$.

7.1. Ruin probability. Without loss of generality, we focus in this subsection on the net cumulative claim process corresponding to the first component, i.e., $Y_1(t) = Z_1(t) - rt$. Our objective is to compute the ruin probability

$$p(u) = \mathbb{P}(\exists t > 0 : Y_1(t) > 0) = \mathbb{P}(\tau_u < \infty) = \mathbb{E}_{\mathbb{Q}}[L_{\tau_u}],$$

where in the previous display we have used the notations that have been introduced in Sections 5 and 6. We assume throughout that the net profit condition (37) is in place. With n denoting the number of runs, we let $p_n(u)$ denote our importance sampling estimator, see Eqn. (56).

We distinguish between the cases where the marks are deterministic and random. It is anticipated that, due to the increased variability of the driving Hawkes process, the ruin probabilities will be higher under random marks than under deterministic marks (assuming the mean mark sizes to be equal). By applying our efficient simulation approach we can quantify this effect.

In case of deterministic marks, the model primitives are assumed to take the following form. For $i, j = 1, 2$, we take

$$g_{ij}(t) \equiv g_i(t) = e^{-\alpha_i t}, \quad B_{ij} = \beta_{ij}, \quad U_{ij} \sim \text{Exp}(u_{ij}),$$

where $\alpha_i, \beta_{ij}, u_{ij} > 0$. Note that due to the deterministic marks, the likelihood ratio L_{τ_u} given in Eqn. (55), simplifies considerably. Also note that in this case $m_{U_{ij}}(\theta) = u_{ij}(u_{ij} - \theta)^{-1}$ for any $\theta < u_{ij}$ and $i, j = 1, 2$. The specific parameters used in the simulation experiments are provided in the captions of the figures.

In order to be able to evaluate the likelihood ratio L_{τ_u} , we first calculate the ‘twist vector’ $(\theta^*, 0)$, where θ^* is found by solving $\Psi_1(\theta) = 0$. We then exponentially twist $\mathbf{Y}(\cdot)$ by $(\theta^*, 0)$, enabling us to sample n times the likelihood ratio L_{τ_u} under the measure \mathbb{Q} , after which we can compute the importance sampling estimator $p_n(u)$. Recall that under the measure \mathbb{Q} , we have that the event $\{\tau_u < \infty\}$ happens with probability one since the twisted process has positive drift and will hit any level u . When simulating, this means that we need to choose a time point $t > 0$ sufficiently large such that ruin occurs before this time. Figure 1 illustrates the validity of Theorem 2 by showing the convergence of $u^{-1} \log p_n(u)$ to the logarithmic decay rate $-\theta^*$ as u grows large; it in addition provides insight into the speed of convergence for this specific instance.

In the case of random marks, we consider the following instance:

$$g_{ij}(t) \equiv g_i(t) = e^{-\alpha_i t}, \quad B_{ij} \sim \text{Exp}(\gamma_{ij}), \quad U_{ij} \sim \text{Exp}(u_{ij}),$$

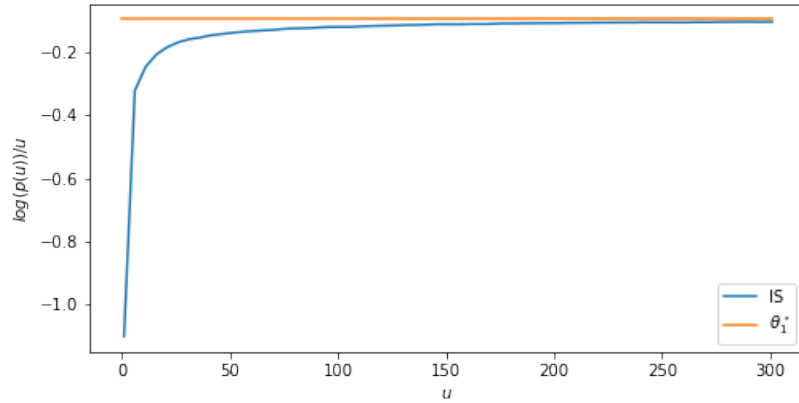


Figure 1. Convergence of $u^{-1} \log p_n(u)$ to the logarithmic decay rate $-\theta^*$ for the marginal process $Y_1(\cdot)$ in the bivariate model with deterministic jumps. Chosen parameters are $\bar{\lambda}_1 = \bar{\lambda}_2 = 0.5$, $\alpha_1 = 2$, $\alpha_2 = 1.5$, $\beta_{11} = 0.5$, $\beta_{12} = 0.25$, $\beta_{21} = 0.3$, $\beta_{22} = 0.4$, $\mathbb{E}U_{11} = 2$, $\mathbb{E}U_{12} = \mathbb{E}U_{21} = 2.5$, $\mathbb{E}U_{22} = 3$ and $r = 8$. In this setting, solving $\Psi_1(\theta^*) = 0$ yields $\theta^* = 0.097$.

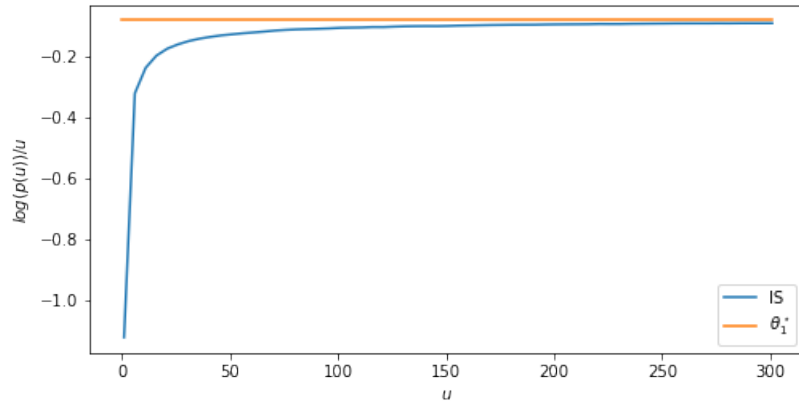


Figure 2. Convergence of $u^{-1} \log p_n(u)$ to the logarithmic decay rate $-\theta^*$ for the marginal process $Y_1(\cdot)$ in the bivariate model with random jumps. Chosen parameters are $\bar{\lambda}_1 = \bar{\lambda}_2 = 0.5$, $\alpha_1 = 2$, $\alpha_2 = 1.5$, $\mathbb{E}B_{11} = 0.5$, $\mathbb{E}B_{12} = 0.25$, $\mathbb{E}B_{21} = 0.3$, $\mathbb{E}B_{22} = 0.4$, $\mathbb{E}U_{11} = 2$, $\mathbb{E}U_{12} = \mathbb{E}U_{21} = 2.5$, $\mathbb{E}U_{22} = 3$ and $r = 8$. In this setting, solving $\Psi_1(\theta^*) = 0$ yields $\theta^* = 0.082$.

where $\alpha_i, \gamma_{ij}, u_{ij} > 0$. To study the effect of the random marks, in our experiment we take $\mathbb{E}B_{ij} = 1/\gamma_{ij} = \beta_{ij}$ (recalling that the β_{ij} were the deterministic marks that we have used in the first experiment). As before, we need to evaluate the likelihood ratio L_{τ_u} , for which we first solve $\Psi_1(\theta) = 0$. This requires us to compute the fixed-point Eqn. (14) with random marks, where the i.i.d. assumption of B_{ij} implies that for $j = 1, 2$, we have

$$f_j(\mathbf{z}) = z_j \frac{\gamma_{1j}}{\gamma_{1j} - c_1(f_1(\mathbf{z}) - 1)} \frac{\gamma_{2j}}{\gamma_{2j} - c_2(f_2(\mathbf{z}) - 1)}. \tag{62}$$

Then we again exponentially twist $\mathbf{Y}(\cdot)$ by $(\theta^*, 0)$ to sample under the measure \mathbb{Q} and compute L_{τ_u} . Figure 2 confirms convergence of $u^{-1} \log p_n(u)$ to $-\theta^*$. Note that the decay rate θ^* is higher than in the case with deterministic marks, reflecting that the increased variability due to the random marks leads to a higher ruin probability.

In the next experiment we study the efficiency of the proposed estimator in terms of the number runs needed to reach a predefined level of precision. We compare the importance sampling estimators in the setting with deterministic and random marks. We continue generating runs until the relative standard error of the importance sampling estimator becomes less than the precision parameter $\epsilon > 0$. More precisely, we denote the relative standard error (after n runs, that is) and the number of required runs by

$$\epsilon_n = \frac{\sqrt{\frac{1}{n} \sum_{m=1}^n (L_{\tau_u}^{(m)} - p_n(u))^2}}{p_n(u)\sqrt{n}}, \quad \hat{n} = \inf\{n \in \mathbb{N} : \epsilon_n < \epsilon\}, \quad (63)$$

respectively. As before, we consider the first component in the bivariate model. We also compare the number of runs needed for the deterministic marks \hat{n}_d and the random marks \hat{n}_r , with the associated Lundberg bounds, see Eqn. (60). Note that the precise number of runs \hat{n}_d and \hat{n}_r may vary in each full simulation to obtain precision ϵ , so we apply this procedure multiple times to get a reliable estimate. Also note that these different settings lead to different values of the twist parameter θ^* ; we denote them by θ_d^* and θ_r^* . The numbers in Table 1 confirm that random marks consistently lead to higher ruin probabilities. In addition, although $p(u)$ decays essentially exponentially in u , the number of runs needed grows at a very modest pace.

u	$e^{-\theta_d^* u}$	$p_{\hat{n}_d}(u)$	\hat{n}_d	$e^{-\theta_r^* u}$	$p_{\hat{n}_r}(u)$	\hat{n}_r
1	$9.07 \cdot 10^{-1}$	$3.15 \cdot 10^{-1}$	109	$9.21 \cdot 10^{-1}$	$3.32 \cdot 10^{-1}$	150
2	$8.23 \cdot 10^{-1}$	$2.65 \cdot 10^{-1}$	122	$8.48 \cdot 10^{-1}$	$2.69 \cdot 10^{-1}$	173
5	$6.15 \cdot 10^{-1}$	$1.52 \cdot 10^{-2}$	128	$6.62 \cdot 10^{-1}$	$1.75 \cdot 10^{-1}$	199
10	$3.79 \cdot 10^{-1}$	$7.89 \cdot 10^{-2}$	136	$4.39 \cdot 10^{-1}$	$8.45 \cdot 10^{-2}$	232
20	$1.43 \cdot 10^{-1}$	$2.28 \cdot 10^{-2}$	142	$1.92 \cdot 10^{-1}$	$2.68 \cdot 10^{-2}$	267
50	$7.78 \cdot 10^{-3}$	$8.89 \cdot 10^{-4}$	204	$1.62 \cdot 10^{-2}$	$1.64 \cdot 10^{-3}$	386
100	$6.05 \cdot 10^{-5}$	$5.83 \cdot 10^{-6}$	245	$2.64 \cdot 10^{-4}$	$2.18 \cdot 10^{-5}$	533
200	$3.66 \cdot 10^{-9}$	$3.49 \cdot 10^{-10}$	302	$6.95 \cdot 10^{-8}$	$4.70 \cdot 10^{-9}$	595

Table 1. *Ruin probabilities, Lundberg bounds, and number of runs needed to reach precision of $\epsilon = 0.05$, for deterministic and random marks. Chosen parameters are: $\bar{\lambda}_1 = \bar{\lambda}_2 = 0.5$, $\alpha_1 = 2$, $\alpha_2 = 1.5$, $\mathbb{E}B_{11} = 0.5$, $\mathbb{E}B_{12} = 0.25$, $\mathbb{E}B_{21} = 0.3$, $\mathbb{E}B_{22} = 0.4$, $\mathbb{E}U_{11} = 2$, $\mathbb{E}U_{12} = \mathbb{E}U_{21} = 2.5$, $\mathbb{E}U_{22} = 3$ and $r = 8$. Further, $\theta_d^* = 0.097$ and $\theta_r^* = 0.082$.*

In the remainder of this section, we consider the setting of random marks. In the next experiment we assess the computational advantage of the importance sampling estimator (using the measure \mathbb{Q} ; indicated by subscript IS) over the conventional Monte Carlo estimator (using the measure \mathbb{P} ; indicated by subscript MC). Our goal is to compare the time it takes for both estimators to get a sufficiently precise estimate of $p(u)$. For the IS estimator, we use Eqn. (63). For the conventional MC estimator, we have that

$$\epsilon_n = \frac{\sqrt{v_{MC}(u)}}{p_{MC}(u)\sqrt{n}} \approx \frac{1}{\sqrt{p_{MC}(u)n}}, \quad (64)$$

since the variance $v_{MC}(u) = p_{MC}(u)(1 - p_{MC}(u)) \approx p_{MC}(u)$ for small probabilities. Note that $p_{MC}(u)$ depends on the number of runs n .

In Table 2, we show the estimates of the ruin probabilities for the MC estimator compared to the IS estimator, including the average number of runs needed and the speedup

ratio. As the precise duration of each run highly depends on the specific hardware used, the programming language, the number of cores, etc., we decided to work with the *speedup ratio*, denoted by κ , which is the ratio of the simulation time needed under MC (to obtain the desired precision, that is) and its counterpart under IS. We see that for small values of u , the speedup ratio is in fact smaller than 1, meaning that MC estimates are actually faster to compute - be it at the cost of higher variance. However, for u larger than 60, it turned out infeasible to obtain an MC estimate within a reasonable amount of time. For instance, by extrapolating the results we found for smaller values of u , for $u = 70$ it would take approximately 18 hours in our simulation environment; for $u = 100$, it would take 1200 hours. In these cases, we *estimated* κ by extrapolation of the running times under MC (growing effectively exponentially in u) and those under IS (growing effectively linearly in u); in the table these are given in italics. For importance sampling, we see that the number of runs needed increases only moderately in u , which makes it possible to simulate these rare events. We conclude from the table that the speedup achieved by applying IS can be huge, particularly in the domain that $p(u)$ is rare; for $u = 300$ the speedup is as high as $9.00 \cdot 10^{15}$. We also remark that our approach yields the same quantitative results as the approach taken in [33], since our choice of $\epsilon = 0.05$ corresponds to their relative precision of 10% w.r.t. a 95% confidence interval.

u	$p_{MC}(u)$	\hat{n}_{MC}	$p_{IS}(u)$	v_{IS}	\hat{n}_{IS}	κ
1	$3.31 \cdot 10^{-1}$	807	$3.34 \cdot 10^{-1}$	$4.92 \cdot 10^{-2}$	150	$4.62 \cdot 10^{-1}$
2	$2.71 \cdot 10^{-1}$	1095	$2.69 \cdot 10^{-1}$	$3.47 \cdot 10^{-2}$	173	$3.60 \cdot 10^{-1}$
3	$2.39 \cdot 10^{-1}$	1357	$2.37 \cdot 10^{-1}$	$2.41 \cdot 10^{-2}$	187	$3.22 \cdot 10^{-1}$
5	$1.65 \cdot 10^{-1}$	2013	$1.61 \cdot 10^{-1}$	$1.61 \cdot 10^{-2}$	199	$3.85 \cdot 10^{-1}$
10	$8.40 \cdot 10^{-2}$	4368	$8.45 \cdot 10^{-2}$	$4.19 \cdot 10^{-3}$	232	$5.89 \cdot 10^{-1}$
20	$2.71 \cdot 10^{-2}$	14012	$2.68 \cdot 10^{-2}$	$4.92 \cdot 10^{-4}$	267	$1.38 \cdot 10^0$
30	$9.71 \cdot 10^{-3}$	38639	$1.02 \cdot 10^{-2}$	$7.29 \cdot 10^{-5}$	306	$3.84 \cdot 10^0$
40	$4.08 \cdot 10^{-3}$	96074	$4.01 \cdot 10^{-3}$	$1.16 \cdot 10^{-5}$	355	$1.12 \cdot 10^1$
50	$1.62 \cdot 10^{-3}$	263106	$1.64 \cdot 10^{-3}$	$2.44 \cdot 10^{-6}$	386	$3.96 \cdot 10^1$
60	$6.55 \cdot 10^{-4}$	747083	$6.46 \cdot 10^{-4}$	$4.36 \cdot 10^{-7}$	401	$1.43 \cdot 10^2$
70	n/a	n/a	$2.77 \cdot 10^{-4}$	$8.45 \cdot 10^{-8}$	410	$4.98 \cdot 10^2$
80	n/a	n/a	$1.12 \cdot 10^{-4}$	$1.64 \cdot 10^{-8}$	460	$1.67 \cdot 10^3$
100	n/a	n/a	$2.18 \cdot 10^{-5}$	$5.98 \cdot 10^{-10}$	533	$2.04 \cdot 10^4$
200	n/a	n/a	$4.70 \cdot 10^{-9}$	$3.51 \cdot 10^{-17}$	595	$1.18 \cdot 10^{10}$
300	n/a	n/a	$1.25 \cdot 10^{-12}$	$2.71 \cdot 10^{-24}$	683	$9.00 \cdot 10^{15}$

Table 2. Comparison of the estimation of the ruin probability $p(u) = \mathbb{P}(\tau_u < \infty)$ for the marginal ruin process $Y_1(\cdot)$. Chosen parameters are: $\bar{\lambda}_1 = \bar{\lambda}_2 = 0.5$, $\alpha_1 = 2$, $\alpha_2 = 1.5$, $\mathbb{E}B_{11} = 0.5$, $\mathbb{E}B_{12} = 0.25$, $\mathbb{E}B_{21} = 0.3$, $\mathbb{E}B_{22} = 0.4$, $\mathbb{E}U_{11} = 2$, $\mathbb{E}U_{12} = \mathbb{E}U_{21} = 2.5$, $\mathbb{E}U_{22} = 3$ and $r = 8$.

7.2. Exceedance probability. In this subsection, we numerically illustrate the results of the simulation procedure proposed in Section 6.3. We consider the computation of the bivariate exceedance probability

$$q_t(a_1, a_2) = \mathbb{P} \left(\frac{Z_1(t)}{t} \geq a_1, \frac{Z_2(t)}{t} \geq a_2 \right),$$

where we assume $(a_1, a_2) > (\mu_1, \mu_2) = \lim_{t \rightarrow \infty} (Z_1(t)/t, Z_2(t)/t)$ to ensure that we are dealing with an event that becomes increasingly rare as $t \rightarrow \infty$. By Theorem 1,

$$\lim_{t \rightarrow \infty} \frac{1}{t} \log q_t(a_1, a_2) = - \inf_{(x_1, x_2) \in A} \Lambda^*(x_1, x_2), \quad (65)$$

where $A = [a_1, \infty) \times [a_2, \infty)$. Denote the minimizer of the infimum on the RHS of (65) by $\mathbf{a}^* = (a_1^*, a_2^*)$, which can be obtained using standard optimization techniques since $\Lambda^*(\cdot)$ is a convex function.

Consider estimating $q_t(a_1, a_2)$ by applying importance sampling. More precisely, with $I_{(a_1, a_2)}$ denoting the indicator of the event we are interested in, and L_t the likelihood ratio given in Eqn. (55), we have

$$q_t(a_1, a_2) = \mathbb{E}_{\mathbb{Q}}[L_t I_{(a_1, a_2)}]. \quad (66)$$

With n denoting the number of runs, let $q_{t,n}(a_1, a_2)$ be the importance sampling estimator for $q_t(a_1, a_2)$ as defined in Eqn. (61). To find the twist parameter under which we sample $(Z_1(\cdot), Z_2(\cdot))$ under \mathbb{Q} , we solve the optimization problem

$$\boldsymbol{\theta}(\mathbf{a}^*) = (\theta_1(a_1^*, a_2^*), \theta_2(a_1^*, a_2^*)) = \operatorname{argsup}_{\boldsymbol{\theta} \in \mathcal{D}_{\Lambda}} (\boldsymbol{\theta}^{\top} \mathbf{a}^* - \Lambda(\boldsymbol{\theta})).$$

Figure 3 illustrates the behavior of $q_t(a_1, a_2)$ as t grows, converging to $-\inf_{\mathbf{x} \in A} \Lambda^*(\mathbf{x}) = -\Lambda^*(\mathbf{a}^*)$, as was stated in Eqn. (65). We chose $a_1 = 10 > 3.90 = \mu_1$ and $a_2 = 12 > 4.76 = \mu_2$, such that $\{Z_1(t) \geq a_1 t, Z_2(t) \geq a_2 t\}$ is a rare event as t grows. For this choice of parameters $\boldsymbol{\theta}(\mathbf{a}^*) > \mathbf{0}$ (componentwise, that is), corresponding to $\mathbf{a}^* = \mathbf{a} = (a_1, a_2)$. Intuitively, this means that the most probable path for the process $(Z_1(t)/t, Z_2(t)/t)_{t \in \mathbb{R}_+}$ under \mathbb{Q} to the region $A = [a_1, \infty) \times [a_2, \infty)$ is to hit A in the corner (a_1, a_2) .

Next, we quantify the computational advantage of the IS estimator over the conventional MC estimator, using the same approach as the one underlying Table 2. As before, we run the simulation for both methods until the relative standard error ϵ_n is under our desired precision ϵ . Table 3 shows the comparison between MC and IS, for different values of t . When increasing t , MC becomes infeasible due to the very steeply increasing number of runs needed as well as the simulation time needed per run. Already at $t = 15$, it would take approximately 69 hours in our simulation environment. IS, however, remains feasible, even in the domain of extremely small probabilities. Note that the number of runs needed for IS does not increase in a monotone fashion, which is due to the fact that for small t the process is not yet in the regime where the exceedance event is rare. We also note the steeper increase in the speedup ratio κ for the exceedance probabilities compared to the ruin probabilities.

8. CONCLUDING REMARKS

This paper has studied large deviations of multivariate compound Hawkes processes, with the underlying Hawkes process having a general decay function and random marks. In order to prove the LDP, the main technical hurdle concerned proving that the limiting cumulant is steep. Our steepness proof is methodologically novel, in that we manage to show that the derivative of the cumulant grows to infinity when approaching the boundary of its domain, but, remarkably, without having an explicit characterization of this domain. Then the logarithmic asymptotics of the corresponding ruin probability are identified, the proof using (in the lower bound) the LDP. In addition, the logarithmic asymptotics of the

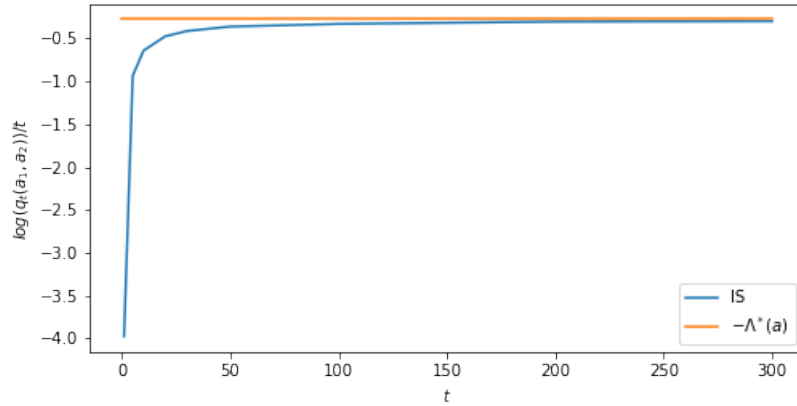


Figure 3. Convergence of $\widehat{q}_t(a_1, a_2)$ to the logarithmic decay rate $-\Lambda^*(\mathbf{a}^*)$ for the bivariate process $(Z_1(t)/t, Z_2(t)/t)_{t \in \mathbb{R}_+}$. Chosen parameters are: $a_1 = 10, a_2 = 12, \bar{\lambda}_1 = \bar{\lambda}_2 = 0.5, \alpha_1 = 2, \alpha_2 = 1.5, \mathbb{E}B_{11} = 0.5, \mathbb{E}B_{12} = 0.25, \mathbb{E}B_{21} = 0.3, \mathbb{E}B_{22} = 0.4, \mathbb{E}U_{11} = 2, \mathbb{E}U_{12} = \mathbb{E}U_{21} = 2.5, \mathbb{E}U_{22} = 3$. Since $\mathbf{a}^* = \mathbf{a}$, the decay rate is $-\Lambda^*(\mathbf{a}) = -0.276$ and the twist parameter is $\boldsymbol{\theta}^*(\mathbf{a}) = (0.0376, 0.0256)$.

t	$q_{t,MC}(\mathbf{a})$	\widehat{n}_{MC}	$q_{t,IS}(\mathbf{a})$	v_{IS}	\widehat{n}_{IS}	κ
1	$2.58 \cdot 10^{-2}$	16620	$2.61 \cdot 10^{-2}$	$8.27 \cdot 10^{-3}$	4879	$6.56 \cdot 10^{-1}$
2	$1.83 \cdot 10^{-2}$	21983	$1.78 \cdot 10^{-2}$	$3.47 \cdot 10^{-3}$	4378	$9.98 \cdot 10^{-1}$
3	$1.45 \cdot 10^{-2}$	29076	$1.42 \cdot 10^{-2}$	$1.92 \cdot 10^{-3}$	3800	$1.63 \cdot 10^0$
5	$7.88 \cdot 10^{-3}$	50869	$7.95 \cdot 10^{-3}$	$5.67 \cdot 10^{-4}$	3589	$3.66 \cdot 10^0$
10	$1.75 \cdot 10^{-3}$	205934	$1.69 \cdot 10^{-3}$	$2.73 \cdot 10^{-5}$	3818	$3.04 \cdot 10^1$
15	n/a	n/a	$3.64 \cdot 10^{-4}$	$1.40 \cdot 10^{-6}$	4223	$3.24 \cdot 10^2$
20	n/a	n/a	$7.83 \cdot 10^{-5}$	$7.10 \cdot 10^{-8}$	4631	$3.92 \cdot 10^3$
25	n/a	n/a	$1.87 \cdot 10^{-5}$	$4.48 \cdot 10^{-9}$	5123	$5.04 \cdot 10^4$
30	n/a	n/a	$3.84 \cdot 10^{-6}$	$2.23 \cdot 10^{-10}$	6043	$6.25 \cdot 10^5$
40	n/a	n/a	$2.18 \cdot 10^{-7}$	$8.05 \cdot 10^{-13}$	6749	$1.28 \cdot 10^8$
50	n/a	n/a	$1.15 \cdot 10^{-8}$	$2.69 \cdot 10^{-15}$	8209	$3.43 \cdot 10^{10}$
75	n/a	n/a	$9.25 \cdot 10^{-12}$	$2.16 \cdot 10^{-24}$	10106	$3.93 \cdot 10^{16}$
100	n/a	n/a	$6.31 \cdot 10^{-15}$	$1.44 \cdot 10^{-27}$	11926	$5.56 \cdot 10^{22}$

Table 3. Comparison of the estimation of the exceedance probability $q_t(\mathbf{a})$. Chosen parameters are: $a_1 = 10, a_2 = 12, \bar{\lambda}_1 = \bar{\lambda}_2 = 0.5, \alpha_1 = 2, \alpha_2 = 1.5, \mathbb{E}B_{11} = 0.5, \mathbb{E}B_{12} = 0.25, \mathbb{E}B_{21} = 0.3, \mathbb{E}B_{22} = 0.4, \mathbb{E}U_{11} = 2, \mathbb{E}U_{12} = \mathbb{E}U_{21} = 2.5, \mathbb{E}U_{22} = 3$. Since $\mathbf{a}^* = \mathbf{a}$, the decay rate is $-\Lambda^*(\mathbf{a}) = -0.276$ and the twist parameter is $\boldsymbol{\theta}^*(\mathbf{a}) = (0.0376, 0.0256)$.

multivariate net cumulative claim attaining a rare value (at a given point in time, that is) are established. The final contribution of the paper concerns importance sampling based rare event simulation procedures, shown to be asymptotically efficient.

An interesting topic for future research is to consider other types of deviations for multivariate Hawkes processes, such as precise or process-level large deviations. Another interesting problem is to derive large deviations results for non-linear multivariate Hawkes processes. Since the non-linear Hawkes process is not a branching process, this setting requires a genuinely different type of analysis.

APPENDIX A. STEEPNESS IN THE UNIVARIATE CASE

In this appendix, we prove steepness of $\Lambda(\theta)$ in the univariate case. The appendix has two objectives. First, in this single-dimensional setting, elements that look intricate in the proof of Theorem 1 now become considerably more transparent; indeed, this univariate proof helps the reader navigating the proof that we gave for the multivariate case. Second, our proof is of a generic nature, in that it does not use the fact that in this univariate setting the distribution of the cluster size is known. This distinguishes our approach from the one followed in [31], which explicitly uses that the cluster size has a Borel distribution. In the multivariate case, explicitly deriving the joint cluster size distribution is highly challenging, making the approach of [31] less suitable.

Consider the case of $d = d^* = 1$; we leave out all indices. Let S denote the total number of events in a cluster. We know that

$$\Lambda(\theta) := \lim_{t \rightarrow \infty} \frac{1}{t} \log \mathbb{E}[e^{\theta Z(t)}] = \bar{\lambda}(\mathbb{E}[m_U(\theta)^S] - 1), \quad (67)$$

where $m_U(\theta) = \mathbb{E}[e^{\theta U}]$ is the moment generating function of U and $\bar{\lambda}$ the base rate. To guarantee stability of the Hawkes process, we assume

$$\mathbb{E}[B] \mu = \mathbb{E}[B] \int_0^\infty g(v) dv \in (0, 1). \quad (68)$$

In this univariate case, the probability generating function $f(z)$ of the cluster size satisfies the fixed point equation

$$f(z) = z \mathbb{E}[e^{B\mu(f(z)-1)}] = m_B(\mu(f(z) - 1)). \quad (69)$$

Take derivatives on both sides of Eqn. (69) to get

$$f'(z) = \mathbb{E}[e^{B\mu(f(z)-1)}] + z\mu \mathbb{E}[S z^{S-1}] \mathbb{E}[B e^{B\mu(f(z)-1)}],$$

which due to (69) can be rewritten as

$$f'(z) = \frac{f(z)/z}{1 - \mu b(z)},$$

where $b(z) := z \mathbb{E}[B e^{B\mu(f(z)-1)}]$. The next step is to show that there exists $z^* \geq 1$ such that $b(z^*) = 1/\mu$. It is immediate that $b(\cdot)$ is continuous, positive, and convex (the latter property due to the fact that it is a product of two positive convex functions). This means that, since $b(1) = \mathbb{E}[B] < 1/\mu$ and $b'(1) \geq 0$, there exists a $z^* \geq 1$ such that $b(z^*) = 1/\mu$. Hence, we obtain

$$\lim_{z \uparrow z^*} f'(z) = \lim_{z \uparrow z^*} \frac{f(z)/z}{1 - \mu b(z)} = \infty, \quad (70)$$

also noting that the numerator by Eqn. (69) is

$$\frac{1}{z^*} f(z^*) = \mathbb{E}[e^{\mu B(f(z^*)-1)}] > 0.$$

Concerning the steepness of $\Lambda(\cdot)$, let there be a $\bar{\theta} > 0$ such that $m_U(\bar{\theta}) = z^*$, where in this univariate setting we impose that

$$\bar{\theta} < \theta^* := \sup\{\theta > 0 : m_U(\theta) < \infty\}.$$

We then have that

$$\liminf_{\theta \uparrow \bar{\theta}} \Lambda'(\theta) \geq \bar{\lambda} \mathbb{E}[U] \mathbb{E}[Sm_U(\bar{\theta})^{S-1}] \geq \bar{\lambda} \mathbb{E}[U] f'(z^*) = \infty, \quad (71)$$

where the first inequality is due to Fatou's lemma, and the second inequality is due to $m'_U(\theta) \geq \mathbb{E}[U]$ for any $\theta \geq 0$.

REFERENCES

- [1] AÏT-SAHALIA, Y., CACHO-DIAZ, J. A. & LAEVEN, R. J. A. (2015). Modeling financial contagion using mutually exciting jump processes. *Journal of Financial Economics* 117, 585-606.
- [2] AÏT-SAHALIA, Y., LAEVEN, R. J. A. & PELIZZON, L. (2014). Mutual excitation in Eurozone sovereign CDS. *Journal of Econometrics* 183, 151-167.
- [3] ASMUSSEN, S & GLYNN, P. (2007). *Stochastic Simulation: Algorithms and Analysis*. Springer, New York.
- [4] BACRY, E., DELATTRE, S., HOFFMANN, M. & MUZY, J. F. (2013). Some limit theorems for Hawkes processes and application to financial statistics. *Stochastic Processes and their Applications* 123, 2475-2499.
- [5] BALDWIN, A., GHEYAS, I., IOANNIDIS, CH., PYM, D. & WILLIAMS, J. (2017). Contagion in cyber security attacks. *Journal of the Operational Research Society* 68, 780-791.
- [6] BESSY-ROLAND Y., BOUMEZOUED, A. & HILLAIRET, C. (2021). Multivariate Hawkes process for cyber risk insurance. *Annals of Actuarial Science* 15, 14-39.
- [7] BORDENAVE, C. & TORRISI, G. L. (2007). Large deviations of Poisson cluster processes. *Stochastic Models* 23, 593-625.
- [8] CHAUMONT, L. & LIU, R. (2014). Coding multitype forests: Application to the law of the total population of branching forests. *Transactions of the American Mathematical Society* 368, 2723-2747.
- [9] CRANE, R. & SORNETTE, D. (2008). Robust dynamic classes revealed by measuring the response function of a social system. *Proceedings of the National Academy of Sciences* 105, 15649-15653.
- [10] DALEY, D. J. & VERE-JONES, D. (2003). *An Introduction to the Theory of Point Processes. Volume 1: Elementary Theory and Methods. Volume 2: General Theory and Structure*. Second Edition. Springer, New York.
- [11] DEMBO, A. & ZEITOUNI, O. (1998). *Large Deviations Techniques and Applications*. Second Edition. Springer, New York.
- [12] DIEKER, T. & MANDJES, M. (2006). Fast simulation of overflow probabilities in a queue with Gaussian input. *ACM Transactions on Modeling and Computer Simulation* 16, 119-151.
- [13] FENG, M., CAI, S.-M., TANG, M., & LAI, Y.-C. (2019). Equivalence and its invalidation between non-Markovian and Markovian spreading dynamics on complex networks. *Nature Communications* 10, 3748.
- [14] GANESH, A., O'CONNELL, N. & WISCHIK, D. (2004). *Big Queues*. Springer, Berlin.
- [15] GAO, X. & ZHU, L. (2021). Precise deviations for Hawkes processes. *Bernoulli* 27, 221-248.
- [16] GUO, Q., REMILLARD, B. & SWISHCHUK, A. (2020) Multivariate general compound point processes in limit order books. *Risks* 8, 98.
- [17] HAWKES, A. G. (1971). Spectra of some self-exciting and mutually exciting point processes. *Biometrika* 58, 83-90.
- [18] HAWKES, A. G. & OAKES, D. (1974). A cluster representation of a self-exciting process. *Journal of Applied Probability* 11, 493-503.
- [19] HAWKES, A. G. (2018). Hawkes processes and their applications to finance: A review. *Quantitative Finance* 18, 193-198.
- [20] IKEFUJI, M., LAEVEN, R. J. A., MAGNUS, J. R. & YUE, Y. (2022). Earthquake risk embedded in property prices: Evidence from five Japanese cities. *Journal of the American Statistical Association* 117, 82-93.
- [21] JACOD, J. & MÉMIN, J (1976). Caractéristiques locales et conditions de continuité absolue pour les semi-martingales. *Zeitschrift für Wahrscheinlichkeitstheorie und Verwandte Gebiete* 35, 1-37.
- [22] JAGERS, P. (1975). *Branching Processes with Biological Applications*. First edition. Wiley, London.

- [23] KARABASH, D. & ZHU, L. (2015). Limit theorems for marked Hawkes processes with application to a risk model. *Stochastic Models* 31, 433-451.
- [24] KARIM, R. S., LAEVEN, R. J. A. & MANDJES, M. (2021). Exact and asymptotic analysis of general multivariate Hawkes processes and induced population processes. Preprint. Available at <https://arxiv.org/pdf/2106.03560.pdf>.
- [25] LIN, Z.-H., FENG, M., TANG, M., LIU, Z., XU, C., HUI, P. M. & LAI, Y.-C. (2020). Non-Markovian recovery makes complex networks more resilient against large-scale failures. *Nature Communications* 11, 2490.
- [26] LINIGER, T. J. (2009). *Multivariate Hawkes Processes*. PhD Thesis, ETH Zürich.
- [27] MANDJES, M. & BLANCHET, J. (2009). Rare-event simulation for queues. In: G. Rubino and B. Tuffin (eds.): *Rare Event Simulation Using Monte Carlo Methods*, Wiley, Chichester, pp. 87-124.
- [28] OGATA, Y. (1988). Statistical models for earthquake occurrences and residual analysis for point processes. *Journal of the American Statistical Association* 83, 9-27.
- [29] REYNAUD-BOURET, P. & SCHBATH, S. (2010). Adaptive estimation for Hawkes processes; application to genome analysis. *Annals of Statistics* 38, 2781-2822.
- [30] SIEGMUND, D. (1976). Importance sampling in the Monte Carlo study of sequential tests. *Annals of Statistics* 4, 673-684.
- [31] STABILE, G. & TORRISI, G. L. (2010). Risk processes with non-stationary Hawkes claims arrivals. *Methodology and Computing in Applied Probability* 12, 415-429.
- [32] YAO, N. (2018). Moderate deviations for multivariate Hawkes processes. *Statistics and Probability Letters* 140, 71-76.
- [33] ZHANG, X., BLANCHET, J., GIESECKE, K. & GLYNN, P. (2015). Affine point processes: approximation and efficient simulation. *Mathematics of Operations Research* 4, 797-819.
- [34] ZHU, L. (2013). Ruin probabilities for risk processes with non-stationary arrivals and subexponential claims. *Insurance: Mathematics and Economics* 53, 544-550.
- [35] ZHU, L. (2014). Process-level large deviations for nonlinear Hawkes point processes. *Annales de l'Institut Henri Poincaré - Probabilités et Statistiques* 50, 845-871.
- [36] ZHU, L. (2015). Large deviations for Markovian nonlinear Hawkes processes. *Annals of Applied Probability* 25, 548-581.