

Chaining Simultaneous Thoughts for Numerical Reasoning

Zhihong Shao, Fei Huang, Minlie Huang*

The CAI and DCST, The University of Artificial Intelligence;
 State Key Lab of Intelligent Technology and Systems
 Beijing National Research Center for Information Science and Technology
 The University of Beijing 100084, China
 {szh19, f-huang18}@mails.tsinghua.edu.cn
 aihuang@tsinghua.edu.cn

Abstract

Generating hidden beliefs
 helps to solve numerical
 reasoning problems. In this
 paper, we propose a novel
 framework for numerical
 reasoning. We first generate
 hidden beliefs for the
 problem, and then solve
 the problem based on these
 beliefs. This method can
 be applied to various
 numerical reasoning
 problems. We evaluate our
 method on a large-scale
 dataset and show that our
 method outperforms
 existing methods. The
 results show that our
 method is effective in
 solving numerical
 reasoning problems.

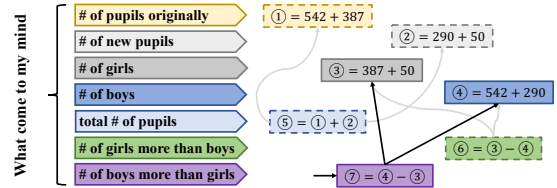
1 Introduction

Numerical reasoning is a
 fundamental skill in
 many real-world scenarios
 (Chen et al., 2021). Many
 existing methods (Du et al.,
 2019; Patel et al., 2021)
 have been proposed to
 solve numerical reasoning
 problems. However, these
 methods often struggle to
 handle complex problems
 involving multiple steps
 and hidden information.

*Corresponding Author

Problem: There were 542 boys and 387 girls. 290 more boys and 50 more girls joined the school. How many more boys than girls are in the school?

(a) Possible Human Thoughts Popping up



(b) CANTOR

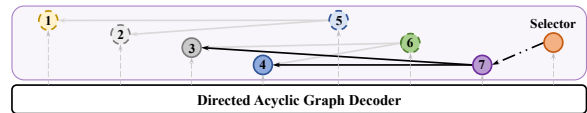


Fig 1: (a) Possible human thoughts popping up for the problem. (b) How the CANTOR framework chains these thoughts to solve the problem.

Existing methods often struggle to handle complex problems involving multiple steps and hidden information. This is because they often lack the ability to generate hidden beliefs for the problem.

However, our method can generate hidden beliefs for the problem, and then solve the problem based on these beliefs.

This method can be applied to various numerical reasoning problems.

We evaluate our method on a large-scale dataset and show that our method outperforms existing methods.

The results show that our method is effective in solving numerical reasoning problems.

In this paper, we propose a novel framework for numerical reasoning.

We first generate hidden beliefs for the problem, and then solve the problem based on these beliefs.

This method can be applied to various numerical reasoning problems.

We evaluate our method on a large-scale dataset and show that our method outperforms existing methods.

The results show that our method is effective in solving numerical reasoning problems.

In this paper, we propose a novel framework for numerical reasoning.

We first generate hidden beliefs for the problem, and then solve the problem based on these beliefs.

This method can be applied to various numerical reasoning problems.

We evaluate our method on a large-scale dataset and show that our method outperforms existing methods.

The results show that our method is effective in solving numerical reasoning problems.

In this paper, we propose a novel framework for numerical reasoning.

ad chiprosteacha is h
allbe esp thak

Improve CANTOR, lrcm
pesad Chisn ANes ThOfn
nral ReagAsiFigl(b), CANTOR co
ssa Deced Acyt Gaf(DAG) files
eagspin mages ay al
etesae ploed hahhco
ep tpsik addhad edgin
h ghe cted bychipab
ihibesatad pads h fileaq-
ia scted h-gih b/DAG. Wh
p-defiad decdiger haldepden
cesagaspae fe/capd by
h delahy Whtgals
CANTOR capdce eagspatdf
fetetes ad bamp asyly
dactcaddaesdahtmgid n
fene, elchicagpat
ae mchigpbn

Tom, capd hpcd
ekhsad decdij CANTOR hsn
p-defiad ekhob decdijdepn
denes h abbenfigleth
sasfeqb Beles bycpn
dve eagpad chipalcn
stos melisp tes On
deleabasa nve-fh-atecd n
uulv pndatstedrth fi
pod sgad iahpabé twak
pid senitac pisme jan
ned hinalas ad h equae
nabbe) h/capipawr
bashes Thndecycpmbé, n
uicaleaglatas hpid
CANTOR achesevng racnceshn
hedsfshergag dek(e.g
PaLM-62B (Chayet al, 2022)) ht a
h efct chifhch
(Weietal, 2022), deniCANTOR'sgat
phl

2 Related Work

Numerical Reasoning Nraicagik
carbe hied imay(Mh etal,
2022), shas(1) qjasgtn
nralas decdied fihit
pni(KoelKedetal, 2016; Wag
etal, 2017; Du etal, 2019; Aintal, 2019;
Miacetal, 2020; Paletal, 2021), (2) rbr
ak qnt anlhge hene

(Raichderetal, 2019) lvepctd p
ae nralbtenq piabit
eag Inhw bsch fir
p fuhhilejed. Togat
enpcslpnd ten
hoe herched epstihpbn
endij(Zhgetal, 2020; Shmd Jn2020;
Liget al, 2021), e-aleqatpiv
a efier(Shretal, 2021; Cbbe etal, 2021),
reth stsfedivpx
pduv-stad decdij(Xe ad Sn
2019; Lietal, 2022) dbr/DAG-stad
decdij(Caetal, 2021; Jè etal, 2022). Om
nralas nraldecid DAGs
bthe nrdenes (1) he so
p-defiad decdijderhmpce n
acesydenra deli earh
depdenesagpn(2) h decdij
peshelfied, hiedued ti
hnapdi hapatad pads
ateacle rfa gh(3) nrelepsi
es pnia DAG ad inid tpe
ad chirextas shgcalcn
betenpbnad equae betr
capd dthmgid hene.

Non-Autoregressive Decoding Ordelsiab

elattmages decdij Fm
ch nah mages ahb
(Guetal, 2018; Ghijad etal, 2020; Du
etal, 2021) asatshene; h eceh
pd DA-Tntr(Hugetal, 2022),
hhsa DAG tcap dve ah-
hhsale gatgsbrgh pr
fme gphatgvs dek Re-
cenasapd mages
deficetmkoed snb pg
(Babuetal, 2021; Shax etal, 2021), h
achod cpmbé pme hutes
s pas Alhs mlsdela agtas
a eqne ad adpbnv decdij(e
bnata h Byctas wdela agt
asa DAG ad adtpv decdij(e cm
pe eagpateachet), hifci
atesa dehad hainfi
etexpstis Epnleth
htreligcalpshau
beg ad mages bashs No
ablyfortenapnages ch
dsae pabllh beerche fg
pablt delidre ags Hocr
fh nralcagikv bsn i

in a DAG decoder. The encoder takes as input a sequence $X = [x_1, x_2, \dots, x_{|X|}]$ and outputs a sequence $Y = [y_1, y_2, \dots, y_{|Y|}]$. The decoder takes as input a sequence $Z = [z_1, z_2, \dots, z_{|Z|}]$ and outputs a sequence $X = [x_1, x_2, \dots, x_{|X|}]$.

3 Task Definition

Given a sequence $X = [x_1, x_2, \dots, x_{|X|}]$, the encoder outputs a sequence $Y = [y_1, y_2, \dots, y_{|Y|}]$. The decoder takes as input a sequence $Z = [z_1, z_2, \dots, z_{|Z|}]$ and outputs a sequence $X = [x_1, x_2, \dots, x_{|X|}]$.

The encoder is defined as $f: X \rightarrow Y$, and the decoder is defined as $g: Z \rightarrow X$.

$$Y = \{y_1, y_2, \dots, y_{|Y|}\}, y_i = \langle y_i^f, y_i^a, y_i^b \rangle$$

$$s.t. y_i^f \in \mathcal{F} \wedge y_i^a, y_i^b \in \mathcal{C} \cup \mathcal{N} \cup \{y_k | k < i\}$$

The decoder is defined as $g: Z \rightarrow X$, where $Z = \{z_1, z_2, \dots, z_{|Z|}\}$ and $X = \{x_1, x_2, \dots, x_{|X|}\}$. The decoder is defined as $g: Z \rightarrow X$.

4 CANTOR

4.1 Overview

We propose a new architecture for a DAG decoder. The encoder takes as input a sequence $X = [x_1, x_2, \dots, x_{|X|}]$ and outputs a sequence $Y = [y_1, y_2, \dots, y_{|Y|}]$. The decoder takes as input a sequence $Z = [z_1, z_2, \dots, z_{|Z|}]$ and outputs a sequence $X = [x_1, x_2, \dots, x_{|X|}]$.

4.2 Architecture

The architecture is shown in Figure 2. The encoder takes as input a sequence $X = [x_1, x_2, \dots, x_{|X|}]$ and outputs a sequence $Y = [y_1, y_2, \dots, y_{|Y|}]$.

¹The encoder is defined as $f: X \rightarrow Y$.

The DAG decoder takes as input a sequence $Z = [z_1, z_2, \dots, z_{|Z|}]$ and outputs a sequence $X = [x_1, x_2, \dots, x_{|X|}]$. The encoder takes as input a sequence $X = [x_1, x_2, \dots, x_{|X|}]$ and outputs a sequence $Y = [y_1, y_2, \dots, y_{|Y|}]$. The decoder takes as input a sequence $Z = [z_1, z_2, \dots, z_{|Z|}]$ and outputs a sequence $X = [x_1, x_2, \dots, x_{|X|}]$.

$$Z = \{z_1, z_2, \dots, z_{|Z|}\}, z_j = \langle p_j, z_j^f, z_j^a, z_j^b \rangle$$

$$s.t. 1 \leq p_1 < p_2 < \dots < p_{|Z|} \leq L$$

$$z_j^f \in \mathcal{F} \wedge z_j^a, z_j^b \in \mathcal{C} \cup \mathcal{N} \cup \{z_k | k < j\}$$

The decoder is defined as $g: Z \rightarrow X$, where $Z = \{z_1, z_2, \dots, z_{|Z|}\}$ and $X = \{x_1, x_2, \dots, x_{|X|}\}$. The decoder is defined as $g: Z \rightarrow X$.

$$P_\theta(Y|X) = \sum_Z P_\theta(Y|Z, X) P_\theta(Z|X) \quad (1)$$

Definition of $P_\theta(Y|Z, X)$: Given $Y = [y_1, y_2, \dots, y_{|Y|}]$ and $Z = [z_1, z_2, \dots, z_{|Z|}]$, the decoder is defined as $P_\theta(Y|Z, X) = \prod_{i=1}^{|Y|} P_\theta(y_i | z_{p_i}, X)$.

Theorem 1: $P_\theta(Y|X)$ can be written as

$$P_\theta(Y|X) = \sum_{Z \in \Gamma} P_\theta(Z|X)$$

$$\Gamma = \{Z | P_\theta(Y|Z, X) = 1\} \quad (2)$$

Any $Z \in \Gamma$ is a DAG sequence. The decoder is defined as $P_\theta(Z|X) = \prod_{j=1}^{|Z|} P_\theta(z_j | p_j, X)$.

Definition of $P_\theta(Z|X)$: $P_\theta(Z|X)$ can be written as

$$P_\theta(Z|X) = P_r(p_{|Z|}|X) \prod_{j=1}^{|Z|} P_z(z_j | p_j, X) \quad (3)$$

$$P_z(z_j | p_j, X) = P_f(z_j^f | p_j, X) P_a(z_j^a | p_j, X) P_b(z_j^b | p_j, X)$$

Problem X: *There were 542 boys and 387 girls. 290 more boys joined the school. How many more boys than girls are in the school?*

Mentioned Numbers \mathcal{N} : $n_1 = 542$ $n_2 = 387$ $n_3 = 290$

Ground-truth Equation Y : $y_1 = (+, n_1, n_3)$ $y_2 = (-, y_1, n_2)$
 $\downarrow y_1$ is mapped to v_2 $\downarrow y_2$ is mapped to v_4

Decoded Equation Z : $z_1 = (2, +, n_1, n_3)$ $z_2 = (4, -, z_1, n_2)$

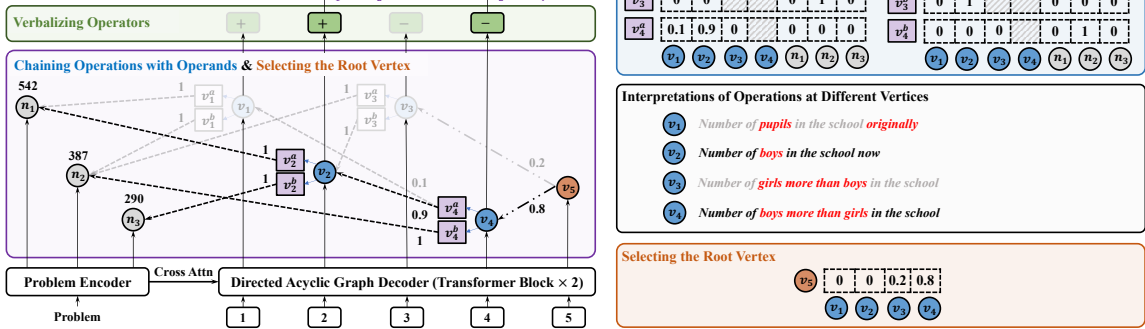


Fig 2: Overview of CANTOR. CANTOR decodes the input DAG. Each vertex corresponds to a node in the graph. We decode each node by sequentially exchanging operands and selecting the next operation. The ground truth equation DAG for the problem is shown in Fig 2. The ground truth equation DAG is decoded by the decoder exactly.

Z , as y_1 to v_2 and y_2 to v_4 does Z

Let $P_r(\cdot)$ and $P_z(\cdot)$ be the probability distributions over the operations and the numbers respectively. $P_f(\cdot)$ and $P_a(\cdot)$ ($P_b(\cdot)$) are the probability distributions over the operations and the numbers respectively.

4.2.1 Verbalizing Operators

We verbalize the operations based on the input

$$P_f(z_j^f | p_j, X) = \text{softmax}(\mathbf{W}_f \mathbf{v}_{p_j})$$

Let $\mathbf{W}_f \in \mathbb{R}^{|\mathcal{F}| \times d}$ be the weights

4.2.2 Chaining Operations with Operands

Each node in the DAG

is associated with a set of

children. Let

Let $\mathbf{C} = [c_1, c_2, \dots, c_{|C|}]^T$ be the embedding of the children

Then the probability of

is defined as $\mathbf{Q} = [\mathbf{V}, \mathbf{C}, \mathbf{N}] \in \mathbb{R}^{d \times (L + |C| + |\mathcal{N}|)}$.

The probability of

is defined as

in p_j can be computed as

$$P_a(z_j^a | p_j, X) = \text{softmax}\left(\frac{(\mathbf{W}_a \mathbf{Q})^T \mathbf{v}_{p_j}^a}{\sqrt{d}}\right), \mathbf{v}_{p_j}^a = \mathbf{W}_a \mathbf{v}_{p_j}$$

The probability of

$P_b(\cdot)$ can be computed as

$\mathbb{R}^{d \times d}$ are the weights. To

the graph probability

$$\mathbf{W}_q, \mathbf{W}_a, \mathbf{W}_b \in$$

a sequence of operations and numbers

4.2.3 Selecting the Root Vertex and Finalizing the Equation

The final equation is

in the DAG, which is

the root vertex. We

use a scale v_{L+1} at

the root vertex

to

$$P_r(p | Z | X) = \text{softmax}\left(\frac{(\mathbf{W}_r \mathbf{V})^T \mathbf{v}_{L+1}}{\sqrt{d}}\right)$$

Let v_{L+1} be the

probability of

4.3 Training

To train the model

we use the

negative log-likelihood, MML, and EM

as the loss function. We

also use the

algorithm to

find the

4.3.1 Naïve Mapping

A naive mapping

y_i to v_i ($\forall i \leq |Y|$). Let Z' be the

²See Appendix B for the details of EM and MML.

the graph subject is

$$\mathcal{L} = -\log P_\theta(Z'|X) \quad (4)$$

where $\{v_j || Y| < j \leq L\}$ and.

4.3.2 Hard EM

Hard EM is a special case of the EM algorithm where the latent variable Z^* is fixed to the value Y :

$$\mathcal{L} = -\log P_\theta(Z^*|X), Z^* = \arg \max_{Z \in \Gamma} P_\theta(Z|X) \quad (5)$$

As $|\Gamma|$ can be huge, we search for Z^* by iteratively maximizing $P_\theta(Z|X)$ over $Z \in \Gamma$. Note that

the search space Γ can be defined as the set of all possible assignments of the variables y_i in Y .

4.3.3 MML

MML is a special case of the EM algorithm where the latent variable Z is fixed to the value Y :

$$\mathcal{L} = -\log \sum_{Z \in \Gamma} P_\theta(Z|X) \quad (6)$$

Maximizing the log-likelihood Γ . We have adapted the algorithm to work with a directed acyclic graph (DAG) structure. Specifically, we search for Z^* by iteratively maximizing $P_\theta(Z|X)$ over $Z \in \Gamma$ and computing the maximum likelihood estimate (MLE) of the parameters θ .

4.3.4 Hard EM with Annealing

To avoid local optima, we use annealing in the EM algorithm. We start with a high temperature τ and gradually decrease it.

4.4 Inference

During inference, we use the learned model to predict the latent variable Z given the observed variables X .

³Sp $L = 60$ and $|Y| = 15$, then $|\Gamma| \approx 5 \times 10^{13}$.

⁴We use the default settings for MML in the paper.

5 Experiments

5.1 Datasets

Dataset	Train	Dev	Test	$ \mathcal{C} $	\mathcal{F}	$\max Y $
<i>Fully-Supervised MWP Solving</i>						
MathQA	16,191	2,411	1,605	24	{+, -, ×, /, **}	15
SVAMP	3,138	-	1,000	17	{+, -, ×, /}	7
<i>Weakly-Supervised Discrete Reasoning</i>						
DROP _{num}	46,973	5,850	-	2	{+, -}	1
DROP	77,409	9,536	9,615	2	{+, -}	1

Table 1: Dataset statistics for DROP_{num} and DROP. We use the same notation as in the paper for the datasets. Y is the set of possible answers (e.g. $\max |Y| = 1$).

We use the CANTOR solver (MWP) and the solver ad hoc for the datasets. See Table 1.

Fully-Supervised MWP Solving

(a) MathQA (Ahtal, 2019) and SVAMP (Patel et al., 2021) are used for the fully-supervised MWP solving.

(b) SVAMP (Patel et al., 2021) is used for the weakly-supervised discrete reasoning. We use the ASDiA dataset (Ma et al., 2020) for the ASDiA dataset and SVAMP for the SVAMP dataset.

Weakly-Supervised Discrete Reasoning

(a) DROP_{num} (Du et al., 2019) is used for the weakly-supervised discrete reasoning. We use the DROP dataset for the DROP dataset.

(b) DROP is used for the weakly-supervised discrete reasoning. We use the DROP dataset for the DROP dataset.

5.2 Metrics

We use the accuracy and equation accuracy as the metrics for the datasets. The accuracy is defined as the fraction of correct answers. The equation accuracy is defined as the fraction of correct equations. We use the F1 score as the metric for the DROP dataset.

Mdel	Dev	Test
<i>Sequential Model</i>		
BERT2Seq (Tan et al., 2021)	-	77.1
<i>Structured Model</i>		
GapTee (Zhang et al., 2020)	-	69.5
BERT2Tee (Lietal, 2022)	-	73.8
DEDUCTREASONER (Jie et al., 2022)	-	78.6
CANTOR	81.7	82.9

Table 2: Validation accuracy on MaQA.

Mdel	Dev	Test
<i>Sequential Model</i>		
GPT-2 (Lan et al., 2021)	-	25.7
RBERTaGen (Lan et al., 2021)	-	30.3
<i>Structured Model</i>		
RBERTa-GapTee (Patelet et al., 2021)	-	43.8
BERT2Tee (Lietal, 2022)	-	32.4
DEDUCTREASONER (Jie et al., 2022)	-	45.1
CANTOR	49.6	±0.63

Table 3: Validation accuracy on SVAMP.

5.3 Baselines

We consider the baselines

Sequential Models generate responses

based on either BERT2Seq (Tan

et al., 2021) or a BERT (De-

Lan et al., 2019) encoder as LSTM (Hobler

and Schiffer 1997) decoder. We also

used the sequence decoder

(Lan et al., 2021), and GPT-2 (Radford et al.,

2019) and RBERTaGen (Lietal, 2019).

Structured Models have used abcs

is decoder generate answers GapTee

(Zhang et al., 2020) and DEDUCTREASONER (Jie

et al., 2022) as a response generator

based on DAG-structured dependency

Tagging-based Models either use the

direct dependency

DROP, which is a pointer

based model in pointer

networks and has TASE (Segler

et al., 2020) as a response decoder

with a pointer network

such as e.g. a pointer

network, a pointer

network. We refer to TASE decoder

as TASE

5.4 Implementation Details

For pointer networks

we use Vaswani et al. (2017) as DAG decoder

with a pointer

network. For MWP, we use RBERTa

as a baseline. We used a pointer

network with effect of

the loss is described in Section 7.3

with $L = 60$ and $B = 20$.

We used a pointer

network with L (Table 9 in Section 7.3) and

beam size B (Table 13 in Appendix D.1). The best

baseline on MaQA and EM

($\tau = 2,000, B = 20$), with $L = 80$, and a best

Breakdown	MaQA		SVAMP					
	Bash	CANTOR	Bash	CANTOR				
	Eq	Val	Eq	Val				
<i>Breakdown w.r.t. # Operation</i>								
1	76.4	79.1	78.2	80.0	48.8	49.1	54.9	55.2
2	81.0	83.5	83.1	84.8	31.2	32.1	30.7	31.6
3	80.8	83.6	82.6	86.7	-	-	-	-
4	78.5	82.0	81.3	84.4	-	-	-	-
≥ 5	65.7	71.3	74.4	79.4	-	-	-	-
<i>Breakdown w.r.t. Equation Novelty</i>								
Seen	90.5	91.4	95.2	96.1	48.8	49.2	53.5	53.8
Unseen	34.5	45.8	38.3	49.3	12.2	13.9	15.8	16.9
<i>Overall Performance</i>								
F1	74.7	78.6	79.2	82.9	44.6	45.1	49.2	49.6

Table 4: Breakdown of MWP

baseline. *Eq.* and *Val.* are

equation accuracy and

overall accuracy

Type	Value	Baseline		
		Eq	Val	
Queue	21.6	22.3	29.6	30.3
Reasoning	49.5	49.8	53.2	53.4
Stall	37.3	38.1	42.4	43.2

Table 5: A breakdown of

baseline on SVAMP.

Eq. and *Val.* are equation

accuracy and overall

accuracy

on SVAMP and MML, with $L = 60$. For

pointer networks

we do not use

aggregation and

dropout, and

TASE as a baseline. We used

pointer networks with L and

F1. The best baseline on

$L = 5$ and $L = 10$, respectively

5.5 Results for MWP Solving

As shown in Table 2 and Table 3, CANTOR es

tablished a new state-of-the-art on MaQA

and SVAMP. The pointer

Table 4 and Table 5. CANTOR (1) is based on a neural network architecture inspired by the model (2) iteratively improving its performance (3) and its ability to handle complex tasks. The model is trained on a dataset of natural language text and is able to generate text that is coherent and grammatically correct. The model is trained on a dataset of natural language text and is able to generate text that is coherent and grammatically correct.

5.6 Results for Discrete Reasoning

Mdel	Dev	Mdel	Dev	Nher	Dev	Tes
TASE _{ah}	76.4	TASE	83.58	81.38		83.62
CANTOR	78.1	MCANTOR	83.93	81.95		84.25

(a) DROP_m (b) DROP

Table 6: F1 score on DROP_m and DROP_w with CANTOR in TASE. The model is trained on a dataset of natural language text and is able to generate text that is coherent and grammatically correct.

CANTOR is able to generate text that is coherent and grammatically correct. The model is trained on a dataset of natural language text and is able to generate text that is coherent and grammatically correct.

$$\Gamma = \{Z | \exists Y P(A|Y)P_\theta(Y|Z, X) = 1\}$$

The model is trained on a dataset of natural language text and is able to generate text that is coherent and grammatically correct. The model is trained on a dataset of natural language text and is able to generate text that is coherent and grammatically correct.

As shown in Table 6a, CANTOR is able to generate text that is coherent and grammatically correct. The model is trained on a dataset of natural language text and is able to generate text that is coherent and grammatically correct.

⁵Equation (1) is used to calculate the F1 score. The model is trained on a dataset of natural language text and is able to generate text that is coherent and grammatically correct.

⁶The model is trained on a dataset of natural language text and is able to generate text that is coherent and grammatically correct. The model is trained on a dataset of natural language text and is able to generate text that is coherent and grammatically correct.

Mdel	MaQA (Dev)		MaQA (Test)		SVAMP	
	Eq	Val	Eq	Val	Eq	Val
<i>Autoregressive Model</i>						
<i>Pre-defined Decoding Order (✓); Structure Modeling (✓)</i>						
DEDUCTREASONER	74.0	77.5	74.7	78.6	44.6	45.1
<i>Non-autoregressive Models</i>						
<i>Pre-defined Decoding Order (✗); Structure Modeling (✗)</i>						
Vah NAR	76.9	79.1	77.4	79.6	36.4	±1.56 37.0±1.48
<i>Pre-defined Decoding Order (✗); Structure Modeling (✓)</i>						
Vah CANTOR	77.4	80.4	78.3	81.4	46.8±0.55	47.3±0.47

Table 7: Comparison of CANTOR (1) and vanilla CANTOR (2) on the DEDUCTREASONER (2) and Vah CANTOR (3) and Vah NAR.

5.7 Ablation Study

5.7.1 No Pre-defined Order Restrictions

The model is trained on a dataset of natural language text and is able to generate text that is coherent and grammatically correct. The model is trained on a dataset of natural language text and is able to generate text that is coherent and grammatically correct.

5.7.2 Structure Modeling

The model is trained on a dataset of natural language text and is able to generate text that is coherent and grammatically correct. The model is trained on a dataset of natural language text and is able to generate text that is coherent and grammatically correct.

⁷The model is trained on a dataset of natural language text and is able to generate text that is coherent and grammatically correct. The model is trained on a dataset of natural language text and is able to generate text that is coherent and grammatically correct.

Train Method	MaQA (Dev)		MaQA (Test)		SVAMP	
	Val@1	Val@5	Val@1	Val@5	Val@1	Val@5
Naïve MML	80.51	81.63	81.00	81.87	48.22	$55.98_{\pm 1.30}$
Had EM	81.29	82.46	82.06	83.68	47.08	$66.56_{\pm 1.45}$
MML	68.39	71.09	69.91	72.65	49.58	$63.44_{\pm 1.38}$
Had EM with annealing						
$\tau = 500$	81.46	83.66	82.93	84.86	47.84	$67.52_{\pm 1.78}$
$\tau = 1,000$	81.54	83.20	82.55	83.99	48.06	$66.46_{\pm 2.95}$
$\tau = 1,500$	81.50	83.37	82.68	84.24	48.82	$67.12_{\pm 1.63}$
$\tau = 2,000$	81.54	83.45	82.80	84.30	48.14	$65.58_{\pm 1.79}$

Table 8: Comparison of methods on $Val.@k$ in evaluation across each dataset for k values (e.g., $k = P_r(p|Z|X)$).

CANTOR performs well on NAR, but fails to generalize to the other datasets.

5.7.3 Capturing Diverse Reasoning Steps

CANTOR decodes an L -ed DAG from the prompt using the greedy beam search algorithm. In order to capture diverse reasoning paths, we use CANTOR with diverse beam widths for different L values. As shown in Figure 3, the performance of CANTOR with k values ($k = P_r(p|Z|X)$) and $Val.@k$.

Training Methods Compared with CANTOR. CANTOR and the other methods are compared on the datasets in Table 8.

On each dataset, MML and MaQA, we compare CANTOR with the other methods. We compare CANTOR with MML in MaQA (baseline) and MML in the dataset.

However, Had EM and MML are outperformed by CANTOR. Notably, CANTOR and Had EM perform similarly on SVAMP; because Had EM is more sensitive to the prompt length and performance is more sensitive to the prompt length than CANTOR. The performance of CANTOR is more robust to the prompt length than Had EM.

In practice, hard EM with annealing should

⁸ When the prompt length is long, the performance of Had EM is more sensitive to the prompt length than CANTOR.

L	MaQA (Dev)		MaQA (Test)		SVAMP	
	Val@1	Val@5	Val@1	Val@5	Val@1	Val@5
20	81.00	82.66	82.74	83.86	48.56	$59.00_{\pm 2.28}$
40	81.21	82.70	82.74	83.86	48.96	$62.94_{\pm 2.26}$
60	81.54	83.45	82.80	84.30	49.58	$63.44_{\pm 1.38}$
80	81.67	83.16	82.93	84.42	48.58	$62.32_{\pm 0.72}$
100	81.58	83.20	82.87	84.42	48.60	$63.24_{\pm 1.87}$

Table 9: $Val.@k$ in evaluation across each dataset for L values ($k = P_r(p|Z|X)$) and Had EM with annealing. $Val.@k$ is an average across k values.

be the default training method; as in Table 8, it is more robust than Had EM and MML. As shown in Table 8 and Table 13, the performance of CANTOR is more robust to the prompt length than the other methods.

Graph Size L . A larger DAG can represent more complex reasoning paths. In this paper, we use $L = 20, 40, 60, 80, 100$ for different prompt lengths. As shown in Table 9, the performance of CANTOR with $L = 60$ and $L = 80$ is the best.

5.8 Case Study

Figure 3 shows the results of CANTOR on the DAG, which is more diverse than the other methods. CANTOR succeeds in solving the problem (e.g., the problem solved by EDUCREASONER but not by CANTOR). CANTOR can solve the problem more effectively than the other methods.

5.9 CANTOR vs. LLMs with Chain-of-Thought Prompting

Recent Wei et al (2022) proposed a method for generating long reasoning chains for solving complex problems. We compare CANTOR with the method proposed by Wei et al (2022) on the dataset. The performance of CANTOR is compared with the method proposed by Wei et al (2022) on the dataset. The performance of CANTOR is compared with the method proposed by Wei et al (2022) on the dataset.

Problem: Melissa scored 109 points in each game. She also got 82 bonus points in each game. How many points did she score in 79 games?

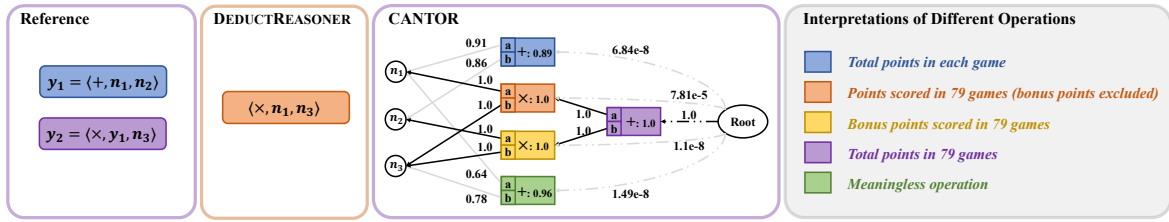


Fig 3: A task for SVAMP. Operations are used in each step to solve the problem. From the DAG, we can see that the model is able to solve the problem. The DEDUCTREASONER outputs the DAG, CANTOR succeeds in each step.

Model	ParaSVAMP	GSM8K	
FewShot			
8-CT (Wei et al., 2022)			
<i>LaMDA</i>	137B	37.5	14.3
<i>GPT-3</i>	175B	68.9	46.9
<i>PaLM</i>	62B	46.7	29.9
	540B	79.0	56.9
FullShot			
<i>GPT-3</i> (Cobbe et al., 2021)	175B	-	~35
DEDUCTREASONER			
<i>RoBERTa_{base}</i>	125M	45.1	-
<i>RoBERTa_{large}</i>	355M	50.4	-
CANTOR			
<i>RoBERTa_{base}</i>	125M	49.6	-
<i>RoBERTa_{large}</i>	355M	55.4	30.2

Table 10: Validation on SVAMP and GSM8K. CANTOR is the best.

GSM8K dataset (Cobbe et al., 2021) was created by randomly sampling 1000 problems from the GSM8K dataset. We used the first 7,473 problems as training data and the remaining 253 problems as test data. In Table 10, CANTOR is the best model on the GSM8K dataset, outperforming GPT-3 and PaLM-62B.

6 Conclusion

We present a new model, CANTOR. Unlike previous models, CANTOR is designed to solve word problems. CANTOR is able to solve word problems by using a sequence of operations. CANTOR is able to solve word problems by using a sequence of operations.

bonus points in each game.

each game. She also got 82 bonus points in each game. How many points did she score in 79 games?

In the DAG, CANTOR is able to solve the problem by using a sequence of operations.

7 Limitations

The CANTOR model is able to solve word problems by using a sequence of operations. However, the model is still limited by the size of the dataset. We are currently working on improving the model's performance on the GSM8K dataset.

Acknowledgements

This work is supported by the National Science Foundation (Award Number: 21062125604) and the NSFC (Key Project No. 61936010 and Project No. 61876096). This work is supported by Google and the University of California, Berkeley (Award Number: 2019GQG1 and 2020GQG0005).

References

- Aida Am Saada Gabel, Shohan Lh Rk Koel Kedh Yej Ch ad Hanah Ha- ja 2019. [Maq: Tardstapab ah w p b n g l u p a b a s d f](#) In *Proceedings of the 2019 Conference of the North American Chapter of the Association for Computational Linguistics: Human Language Technologies, NAACL-HLT 2019, Minneapolis, MN, USA, June 2-7, 2019, Volume 1 (Long and Short Papers)*, [p g s 23572367](#). [A s a i t f C p a h l L i g s](#)
- An Babu Akt Shaw, Ann Aljjan Abul Aj Agh Fan ad Majan Ghia- jad. 2021. [Neatg s an p g b c p t a k o n d d a g](#) In *Proceedings of the 2021 Conference of the North American Chapter of the Association for Computational Linguistics: Human Language Technologies, NAACL-HLT 2021, Online, June 6-11, 2021*, [p g s 29692978](#). [A s i a i t f C p a h l L i g s](#)
- Yan Cao Feng Hg Hgi Li ad Pgi Lo 2021. [A b p D A G s t e r c i d e l f a h d p e s m](#) In *Thirty-Fifth AAAI Conference on Artificial Intelligence, AAAI 2021, Thirty-Third Conference on Innovative Applications of Artificial Intelligence, IAAI 2021, The Eleventh Symposium on Educational Advances in Artificial Intelligence, EAAI 2021, Virtual Event, February 2-9, 2021*, [p g s 3946](#). [A A A I P e s](#)
- Xijun Chen Lig Adasi Wei Yu Dex Zh Dan Sg ad Qo V. Le. 2020. [Neu al h b e a d e r S c a l a b b e h g b d s b u d a d h b e p s t a b e a d g c p h a](#) In *8th International Conference on Learning Representations, ICLR 2020, Addis Ababa, Ethiopia, April 26-30, 2020*. [O p R e i v a t](#)
- Zh Chen Wei Chen Ches Shy Saera Shh Ian Bo, Djin Lagu Reem Mo, Mat Bean, Tg Had Hug Byn R. Rbdg, ad Wm Yag Wag 2021. [Fi: A d a n s t f n i r a l e a g r f i a n a l d a t a](#). In *Proceedings of the 2021 Conference on Empirical Methods in Natural Language Processing, EMNLP 2021, Virtual Event / Punta Cana, Dominican Republic, 7-11 November, 2021*, [p g s 36973711](#). [A s a i t f C p a h l L i g s](#)
- Aakha Chhy Shan Nang Jacob Dex Maan Ben Ganv Ma, Adam Rbej Pat Bahm Hg Wo Ch Chs Sp Sebaan Gehm Pakr Sch Keon Sh Sah Tybbk Jh Magz Abbk Rao Pakr Bans Yi Tay Non Shzer Va dan Pabhkan Eji Ref Nan Du Ben Huu Reir Pp, Jaes Badby Jacob Ah Michel Iad, Gy Gu Ai Peghg Yn Tj Da, Ash Leky, Sany Gh- nat Sp Dey Hej Michk Xaar Gaca, Vedan Ma, Ken Rbi Lan Fe- ds Dey Zh Dap Ip Dai Lun Hye Lin Baet Zp Abader Sjo Rynt Seps Dai Dan Shi Agal Mak Onk Ade M. Dai Thnkyr Sahn- nagn Phj Ma Peht Ab Leyz Eca Moa, Ren Ch, Okadr Pk Kabn Lee, Zgi Zh Xeh Wag Ben n Saeta, Ma Dz Oh Fat Michb Caba, Ja Wei Kap Meer Hejn Dgs Eck Jef Dean Siv Peps ad Noh Fedel 2022. [P a m S c a h g g d e h p o l y C o R R](#), [a b s 2204.02311](#).
- Kat Cbbe, Viet Konj Mhad Baain Ja- cb Hh Reih Nako Cpr Hes, ad Jh Schm 2021. [T a g e t i e s t o b a n d p e s m](#) *C o R R*, [a b s 2110.14168](#).
- Jacob Dex Mgi Wei Chg Ken Lee, ad Ka Tam. 2019. [B E R T : p - t i g b d e e p b i d e c h l n s f i g d e r a d g](#) In *Proceedings of the 2019 Conference of the North American Chapter of the Association for Computational Linguistics: Human Language Technologies, NAACL-HLT 2019, Minneapolis, MN, USA, June 2-7, 2019, Volume 1 (Long and Short Papers)*, [p g s 41714186](#). [A s a i t f C p a h l L i g s](#)
- Cao Du Zhgg Tu ad Jg Jag 2021. [O r d e r a g c e p f r a t g s n e h h a h](#) In *Proceedings of the 38th International Conference on Machine Learning, ICML 2021, 18-24 July 2021, Virtual Event*, [t n 139 b](#) *Proceedings of Machine Learning Research*, [p g s 28492859](#). [P M L R](#).
- Dhen Du, Yn Wag Padeep Dag Gabel Shj Saer Sh ad Mat Gader 2019. [D R O P : A e a d g p h i b e n h e i g i l e e e a g r p a g h](#) In *Proceedings of the 2019 Conference of the North American Chapter of the Association for Computational Linguistics: Human Language Technologies, NAACL-HLT 2019, Minneapolis, MN, USA, June 2-7, 2019, Volume 1 (Long and Short Papers)*, [p g s 2368-2378](#). [A s a i t f C p a h l L i g s](#)
- Majan Ghiajd, Vhdm Kap Lk Zetor ad Onr Ley 2020. [A g d c o e p f r a t g s n e h h a h](#) In *Proceedings of the 37th International Conference on Machine Learning, ICML 2020, 13-18 July 2020, Virtual Event*, [t n 119 b](#) *Proceedings of Machine Learning Research*, [p g s 35153523](#). [P M L R](#).
- Jiao Gu Jaes Badby Cap Xgi Vi- to. K. Li ad Richd Sohr 2018. [N o a t e s a n l n e h h a h](#) In

- International Conference on Learning Representations, ICLR 2018, Vancouver, BC, Canada, April 30 - May 3, 2018, Conference Track Proceedings. [Open Review](#)
- Sebastian Schuster 1997. [Lstm](#)
[attention](#) *Neural Comput.*, 9(8):1735–1780.
- Fei Huang, Hao Zhu, Yang Liu, Hao Li, and Minh Huo 2022. [Dialect acyt: nlr](#)
[frange: nch nhr](#) *CoRR*, abs/2205.07459.
- Zhenjie Jie, Jie Li, and Wei Lu 2022. [Lean](#)
[greatestly](#) *Proceedings of the 60th Annual Meeting of the Association for Computational Linguistics (Volume 1: Long Papers), ACL 2022, Dublin, Ireland, May 22-27, 2022*, pages 5944-5955. [AsaifCpnlLjs](#)
- Rick Koehn, Siddhartha Srinivasan, and Adina Williams 2016. [MAWPS: A nhr pbrn](#)
NAACL HLT 2016, The 2016 Conference of the North American Chapter of the Association for Computational Linguistics: Human Language Technologies, San Diego California, USA, June 12-17, 2016, pages 1152-1157. [Th AsaifCpnlLjs](#)
- Yi Lan, Lei Wang, Qian Zhang, Yuhua Li, and Yan Wang 2021. [Mw Arpse](#)
[fclleerabasd nhr pbrn](#) *CoRR*, abs/2109.00799.
- Zhenjie Jie, Wen Zhang, and Yan Qian 2022. [Seek](#)
[ipntrngedns Cn](#)
[nr eadhr pbrn](#) *Findings of the Association for Computational Linguistics: ACL 2022, Dublin, Ireland, May 22-27, 2022*, pages 2486-2496. [AsaifCpnlLjs](#)
- Zhenjie Jie, Jie Li, and Ji Shao 2021. [MWP-BERT: A g](#)
[bash 6 nhr pbrn](#) *CoRR*, abs/2107.13435.
- Yunliang Ot, Nam Gwi, Jie Du, and Manjunath Jayaraman 2019. [Lstm](#)
[ad Vesh Snn](#) 2019. [Rben: A bhr BERT pbrn](#)
[pch](#) *CoRR*, abs/1907.11692.
- Shan Yu, Mao Chen, and Keh Yu 2020. [A dcs cpeahad deol](#)
[pbrn](#) *Proceedings of the 58th Annual Meeting of the Association for Computational Linguistics, ACL 2020, Online, July 5-10, 2020*, pages 975-984. [AsaifCpnlLjs](#)
- M.L. Mer H.S. Sa, and I.J. Cas 1997. [Op](#)
[jnsad agnol](#). *IEEE Transactions on Aerospace and Electronic Systems*, 33(3):851-862.
- Sebastian Schuster and Li Zeng 2019. [A dsee hd EM ap](#)
[pchrwapsid qbasg](#)
In Proceedings of the 2019 Conference on Empirical Methods in Natural Language Processing and the 9th International Joint Conference on Natural Language Processing, EMNLP-IJCNLP 2019, Hong Kong, China, November 3-7, 2019, pages 2851–2864. [AsaifCpnlLjs](#)
- Sap Mih, Aidan Mh, Neeraj Vals, Bhudeep S Sachdev, Peter Chk Ch Baal, and Abhijit 2022. [Nhr A b](#)
[fiaml gt chbrntral eas](#)
[jak](#) *In Proceedings of the 60th Annual Meeting of the Association for Computational Linguistics (Volume 1: Long Papers), ACL 2022, Dublin, Ireland, May 22-27, 2022*, pages 3505-3523. [AsaifCpnlLjs](#)
- Ak Patel, Sakshita, and Nandini 2021. [Ae NLP decajabt b pbrn](#)
[nhr pbrn](#) *In Proceedings of the 2021 Conference of the North American Chapter of the Association for Computational Linguistics: Human Language Technologies, NAACL-HLT 2021, Online, June 6-11, 2021*, pages 2080-2094. [AsaifCpnlLjs](#)
- Abc Radf, Jef Wu Ren Ch, Dai Lun, and Adej ad Iy Sbr 2019. [Lagg](#)
[decae pnd hrcans](#)
- Abhishek Ravinder Akh Nak, and Edad H. H 2019. [EQUATE: A bechvrtfclqbr](#)
[eamllgg hene](#). *In Proceedings of the 23rd Conference on Computational Natural Language Learning, CoNLL 2019, Hong Kong, China, November 3-4, 2019*, pages 349-361. [AsaifCpnlLjs](#)
- Ead Segl, Air Eft, Mr Shm Air Gber, and John Bent 2020. [A pnd efcv](#)
[delfangpqr](#) *In Proceedings of the 2020 Conference on Empirical Methods in Natural Language Processing, EMNLP 2020, Online, November 16-20, 2020*, pages 3074-3080. [AsaifCpnlLjs](#)
- Zhenjie Jie, Li Sheng, and Qian Li 2021. [A th hbrn](#)
[pchr pbrn](#)
[wapsid qbasg](#) *In Proceedings of the 59th Annual Meeting of the Association for Computational Linguistics and the 11th International Joint Conference on Natural Language Processing, ACL/IJCNLP 2021, (Volume 1: Long Papers), Virtual Event, August 1-6, 2021*, pages 4111–4124. [AsaifCpnlLjs](#)

Jiahao Shen, Yichun Li, Li Feng, Shaoxin Jiang, Mingzhang Qiu. 2021. [Genetic & Language](#). In *Findings of the Association for Computational Linguistics: EMNLP 2021, Virtual Event / Punta Cana, Dominican Republic, 16-20 November, 2021*, pages 2269-2279. Association for Computational Linguistics.

Online, July 5-10, 2020, pages 3928-3937. Association for Computational Linguistics.

Yibin Shen, Chenglin. 2020. [Shen, Yibin, and Chenglin](#). In *Proceedings of the 28th International Conference on Computational Linguistics, COLING 2020, Barcelona, Spain (Online), December 8-13, 2020*, pages 2924-2934. International Conference on Computational Linguistics.

Ahmed Shuaib, Pece Chigara, Babu Shyam, Deaj Abhinav, Akader Zaid Abdul Azy. 2021. [Shuaib, Ahmed, Pece Chigara, Babu Shyam, Deaj Abhinav, Akader Zaid Abdul Azy](#). In *Findings of the Association for Computational Linguistics: EMNLP 2021, Virtual Event / Punta Cana, Dominican Republic, 16-20 November, 2021*, pages 1873-1886. Association for Computational Linguistics.

Mingtan Lei, Wang Lijiang, and Jijun Jiang. 2021. [Lei, Mingtan, Wang Lijiang, and Jijun Jiang](#). *CoRR*, abs/2105.08928.

Ahmed Vassil, Nour Shazer, Nkpanam Jabir, Uthman Lhassan, Adnan Gox, Lakshmi Kar, and Ihab. 2017. [Vassil, Ahmed, Nour Shazer, Nkpanam Jabir, Uthman Lhassan, Adnan Gox, Lakshmi Kar, and Ihab](#). In *Advances in Neural Information Processing Systems 30: Annual Conference on Neural Information Processing Systems 2017, December 4-9, 2017, Long Beach, CA, USA*, pages 5998-6008.

Yan Wang, Xiaojin Li, and Shihong. 2017. [Wang, Yan, Xiaojin Li, and Shihong](#). In *Proceedings of the 2017 Conference on Empirical Methods in Natural Language Processing, EMNLP 2017, Copenhagen, Denmark, September 9-11, 2017*, pages 845-854. Association for Computational Linguistics.

Jianwei Xu, Wang Da, Shao Ma, and Ben Ed H. Chao. 2022. [Xu, Jianwei, Wang Da, Shao Ma, and Ben Ed H. Chao](#). *CoRR*, abs/2201.11903.

Zhenxiang and Shao. 2019. [Zhenxiang and Shao](#). In *Proceedings of the Twenty-Eighth International Joint Conference on Artificial Intelligence, IJCAI 2019, Macao, China, August 10-16, 2019*, pages 5299-5305. IJCAI.

Jinghui Lei, Wang Rui, Ka-Wei Lee, Yibin Yan, and Wang Jie. 2020. [Lei, Jinghui, Wang Rui, Ka-Wei Lee, Yibin Yan, and Wang Jie](#). In *Proceedings of the 58th Annual Meeting of the Association for Computational Linguistics, ACL 2020*,

A Implementation Details

	MWP Single Rea	
BatchSize	32	12
LeaRate	2e-5	5e-6
LeaRate WarmUp	500	0

Table 11: Hyperparameters of CANTOR.

We used CANTOR for 100k steps in MWP and 120 epochs in discrete real. We used 100 GPUs.

B Training Methods

B.1 Hard EM

The objective of EM is to find

$$\mathcal{L} = -\log P_\theta(Z^*|X), \quad Z^* = \arg \max_{Z \in \Gamma} P_\theta(Z|X)$$

where $\Gamma = \{Z | P_\theta(Y|Z, X) = 1\}$. From $Z \in \Gamma$, we have $|Z| = |Y|$, that is

$$\begin{aligned} Z &= \{z_1, z_2, \dots, z_{|Y|}\}, \quad z_i = \langle p_i, z_i^f, z_i^a, z_i^b \rangle \\ \text{s.t. } &1 \leq p_1 < p_2 < \dots < p_{|Y|} \leq L \\ &z_i^f = y_i^f \end{aligned}$$

where z_i is partitioned into three parts: p_i , z_i^f , and z_i^a, z_i^b .

As $\{p_1, \dots, p_{|Y|}\}$ defines a permutation on Z , finding Z^* is equivalent to finding $\{p_1, \dots, p_{|Y|}\}$, where each permutation bears a chance to be the best.

For each p_i , we define a set Y as the set of nodes in the DAG rooted at p_i .

Let D_l be the set of nodes at level l . From $Z \in \Gamma$, $P_\theta(Z|X)$ can be written as

$$P_\theta(Z|X) = P_r(p_{|Y|}|X) \prod_{l=1}^{|Y|} \prod_{i \in D_l} P_z(z_i|p_i, X)$$

The above can be written as

where $\mathcal{M}_{i,j}$ is the matrix of the DAG rooted at p_i .

$$\forall i \in D_l, \max\{p_j | j \in D_{l-1}\} < p_i \leq L - \sum_{s>l} |D_s|$$

To find the B -best permutation D_l according to $\prod_{i \in D_l} P_z(z_i|p_i, X)$, we propose

Algorithm 1 (Misra and Metal, 1997), which can be written as

$$O(B|D_l|^3).$$

⁹https://arxiv.org/abs/1903.08238

B.2 MML

The objective of MML is to find

$$\mathcal{L} = -\log \sum_{Z \in \Gamma} P_\theta(Z|X)$$

We adapt the above to

where Γ is the set of DAGs

with $P_\theta(Z|X)$ in the form

Specifically, we assume that

the nodes y_i and y_i^a, y_i^b are independent

of each other. Let $\{v_1, v_2, \dots, v_L\}$ be a set of

latent variables. Let $M_{i,j}$ be the matrix

of the DAG rooted at y_i and y_i^a, y_i^b

are independent of each other.

Let $G(y_i)$ be the set of

nodes in the DAG rooted at y_i .

$$M_{i,j} = \sum_{\{p_k | k \in G(y_i)\}} \prod_{p_i=j} P_z(z_k|p_k)$$

$$P_z(z_k|p_k) = P_f(y_k^f|p_k) P_a(z_k^a|p_k) P_b(z_k^b|p_k)$$

Based on the above, we have $y_i^a = y_u \in Y$ and $y_i^b = y_v \in Y$, where

$$M_{i,j} = P_f(y_i^f|j) \sum_{p_u=1}^{j-1} M_{u,p_u} P_a(z_u|j) \sum_{p_v=1}^{j-1} M_{v,p_v} P_b(z_v|j)$$

where

$$y_i^a \in \mathcal{C} \cup \mathcal{N}, y_i^b = y_v \in Y :$$

$$M_{i,j} = P_f(y_i^f|j) P_a(y_i^a|j) \sum_{p_v=1}^{j-1} M_{v,p_v} P_b(z_v|j)$$

$$y_i^a = y_u \in Y, y_i^b \in \mathcal{C} \cup \mathcal{N} :$$

$$M_{i,j} = P_f(y_i^f|j) P_b(y_i^b|j) \sum_{p_u=1}^{j-1} M_{u,p_u} P_a(z_u|j)$$

$$y_i^a, y_i^b \in \mathcal{C} \cup \mathcal{N} :$$

$$M_{i,j} = P_f(y_i^f|j) P_a(y_i^a|j) P_b(y_i^b|j)$$

The objective can be written as

$$\mathcal{L} = -\log \sum_{j=1}^L P_r(j) M_{|Y|,j}$$

where $O(|Y|)$ permutations

C Limitations of Our MML

For MML, we need to

find the best permutation

of the DAG rooted at p_i .

Specifically, we assume that

the nodes y_i and y_i^a, y_i^b

are independent of each other.

Let $G(y_i)$ be the set of nodes in the DAG rooted at y_i .

# Branch	AI			# Opab			# Opab		
	MML	Naï	Had EM	MML	Naï	Had EM	MML	Naï	Had EM
0	83.8	82.5	82.9	84.7	83.4	83.4	79.5	78.0	80.3
1	69.2	83.0	85.2	82.3	82.3	87.1	65.6	83.2	84.7
≥ 2	35.0	73.1	73.5	-	-	-	35.0	73.1	73.5

Table 12: Val accuracy on the test set for MathQA with different branches (# Branch) and different operations (# Operation) using the Naïve and the proposed methods.

When does Our MML Conduct Exact Marginalization? And What are the Effects on Model Performance?

On MML, we observe that the model performs exactly as expected when the number of branches is 0 or 1. However, as the number of branches increases, the performance drops significantly. This is due to the fact that the model is unable to handle the increased complexity of the problem. The performance drops from 83.8% at # Branch=0 to 35.0% at # Branch=2. This is a significant drop in performance, indicating that the model is unable to handle the increased complexity of the problem. The performance drops from 83.8% at # Branch=0 to 35.0% at # Branch=2. This is a significant drop in performance, indicating that the model is unable to handle the increased complexity of the problem.

Equally, MML performs well on other datasets (e.g. SVAMP and DROP). When using the proposed EM, it is able to benefit from MML.

D Ablation Study

D.1 Effect of Beam Size B on Hard EM

TriMethod	Dev		Tes	
	Eq	Val	Eq	Val
Random Mapping	18.08	19.20	17.76	18.44
Had EM				
$B = 1$	77.93	81.13	78.75	82.24
$B = 10$	77.64	81.17	78.38	81.99
$B = 20$	78.43	81.29	78.63	82.06

Table 13: Val accuracy on the test set for Hard EM using different beam sizes B and different random mappings $Z \in \Gamma$.

As shown in Table 13, the proposed method performs well on Hard EM on MathQA. To further investigate the effect of beam size B and random mapping, we conducted an ablation study.

random mapping $Z \in \Gamma$. We observed that EM is significantly outperformed by the proposed method.

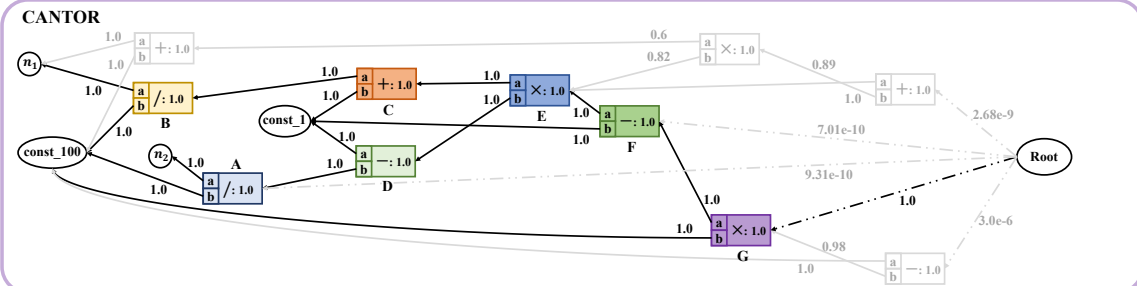
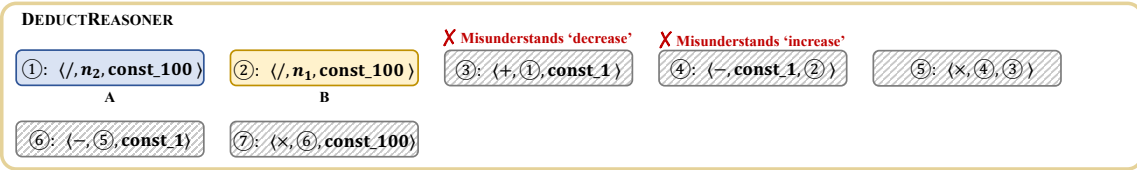
E Inference Efficiency

Due to the large number of branches, the inference time of CANTOR is significantly higher than that of the proposed method. On a V100 32G GPU, CANTOR takes 7.5x more time to solve a MathQA problem than the proposed method.

F Case Study on MathQA

Figure 4 shows a case study on MathQA. In this case, the proposed method correctly identifies the correct answer, while CANTOR fails to do so. This is due to the fact that the proposed method is able to handle the increased complexity of the problem, while CANTOR is not. The proposed method is able to handle the increased complexity of the problem, while CANTOR is not.

Problem: The price of stock increased by n_1 % last year and decreased by n_2 % this year. What is the net percentage change in the price of the stock?



Problem: Fox jeans regularly sell for \$ n_1 a pair and pony jeans regularly sell for \$ n_2 a pair. During a sale these regular unit prices are discounted at different rates so that a total of \$ n_3 is saved by purchasing n_4 pairs of jeans: n_5 pairs of fox jeans and n_6 pairs of pony jeans. If the sum of the two discount rates is n_7 percent, what is the discount rate on pony jeans?

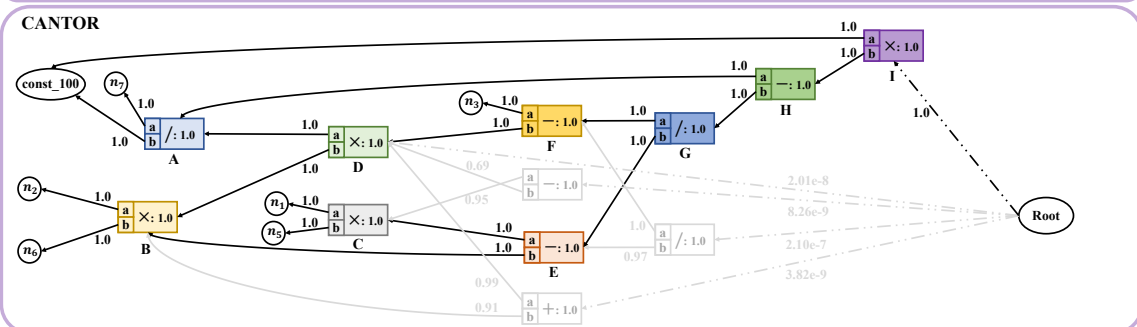
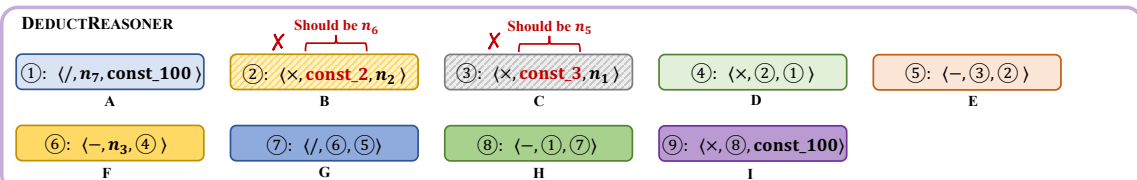


Fig 4: Two cases of MAQA. Open nodes are not in search tree (e.g. A, B, etc.). Paths are highlighted in red. For comparison DAG, which is not a search tree. We also provided paths and trees from which paths were extracted back to nodes

EDUCTREASONER, with decoder