

Hidden dependencies in model independent tests of DAMA


Madeleine J. Zurowski^{1,2*}

¹ School of Physics, The University of Melbourne, Melbourne, VIC 3010, Australia

² ARC Centre of Excellence for Dark Matter Particle Physics, Australia

* madeleine.zurowski@unimelb.edu.au

December 1, 2022



14th International Conference on Identification of Dark Matter
Vienna, Austria, 18-22 July 2022
doi:[10.21468/SciPostPhysProc.7](https://doi.org/10.21468/SciPostPhysProc.7)

Abstract

For nearly two decades the DAMA Collaboration has been observing a modulating signal compatible with that expected from a dark matter presence in our galaxy. However, interpretations of this with the standard assumptions for dark matter particles are strongly ruled out by a large number of other experiments. This tension can be relaxed somewhat by making more tailored choices for the dark matter model and properties of interest, but expanding the models of interest in such a way makes it impossible to test the DAMA modulation conclusively. In order to understand the exact nature of this signal, we need to use a detector based on the same target (NaI(Tl)), which would be sensitive to exactly the same particle interaction models as DAMA. There are a number of such experiments in the data taking or commissioning stages designed to do just this, two of which (ANAIS and COSINE) recently released their results after 3 years of data taking. Interestingly, the modulation observed by the two experiments deviate from each other by 2σ , while being within 3σ of the DAMA result. This paper addresses potential differences between NaI(Tl) based detectors that could lead to the differing results to date, with a particular focus on the quenching factor

1 Introduction

Dark matter (DM) has long been postulated as a solution to a number of astrophysical observations on a large range of scales [1]. While a variety of different detection methods have been pursued across direct, indirect, and collider searches, to date there is no clear signal that the community can reach a consensus on having a DM origin. Despite this, there have been a number of observations, or anomalies, that at face value seem compatible with DM. One that has received significant attention over the past decade are the results from the DAMA collaboration, which report a signal that modulates over the year with a significance of 12.9σ [2]. For DM, such a signal is due to the relative motion of the Earth through the distribution of DM within the galaxy. This

is expected to produce a modulation with a period of 1 year and a peak in June, which matches the DAMA observation. However, this result is incompatible with null results from almost every other DM direct detection experiment under typically assumed interaction models [3]. Although this tension suggests that this modulation is from something other than DM, a truly conclusive test requires an experiment that uses the same target as DAMA, NaI(Tl), to be sensitive to exactly the same interactions. A number of such experiments are planned, with two already taking data, and initial results have yet to completely rule out the DAMA modulation.

In the past year, both ANAIS and COSINE have released three years of data analysis for their modulation searches [4, 5]. Although error bars are at present still large, there appears to be a discrepancy between the three experiments, despite the fact that they use the same target. It is possible that differences between these detectors, despite the fact that they use the same target, can introduce a ‘hidden’ model dependence - that is that changes may appear more extreme for different models or mass of DM. One possible difference between the setups that could explain this is the quenching factor.

2 Quenching factor

The purpose of a quenching factor (QF) in NaI(Tl) experiments is to convert the nuclear recoil energy E_{NR} (the signal of interest) into electron equivalent energy E_{ee} (the units of the detector)

$$E_{ee} = Q(E_{NR})E_{NR}. \quad (1)$$

This is required because not all of the energy imparted into the recoiling nucleus is transformed into a detectable signal. It is possible that this effect depends strongly on the optical properties of the crystal, and if so then different growth methods can impact results. A variable QF is interesting to consider as there have been a number of different measurements across various groups, shown in Fig. 1, and because it would mean that both the amplitude and energy of any signal would be expected to change. As NaI(Tl) is a composite target, it will effect different DM masses in different ways. For example, DM will interact preferentially with targets of a similar mass, so if it is low mass and interacts with Na, a varying the I QF will have very little impact, and vice versa. Because of this, correcting for different QFs cannot take the form of a simple scale factor.

Crystals that follow different QF models will have a region of interest (defined for NaI(Tl) detectors at 1-6 keV_{ee}) that accesses different parts of the recoil energy spectrum. An example of this for a typical DM recoil energy spectrum is given in Fig. 2, where a DAMA-like QF model will have a clear peak occurring in the region of interest, while a Stiegler-like QF model will only observe the exponential tail. This effect will impact any nuclear recoil signal in a NaI(Tl) detector, not just DM, where the extremity of the impact is dictated by the overall shape and features of the nuclear recoil energy spectrum.

The consideration that different NaI(Tl) crystals have different QFs can help to reduce the apparent tension between the results reported by various NaI(Tl) detectors. As an example, the expected modulation that would be observed for a DM with a mass of 10 GeV/c² assuming a spin independent interaction is compared with the reported results under various combinations of Na and I QFs in Fig. 3. Each of the experimental results shown here are within 1σ of at least one viable QF combination: if ANAIS crystals have a Na QF given by the Stiegler model, and an I QF of 0.05, while COSINE crystals have a Xu Na QF and an I QF of 0.09, and DAMA crystals are well

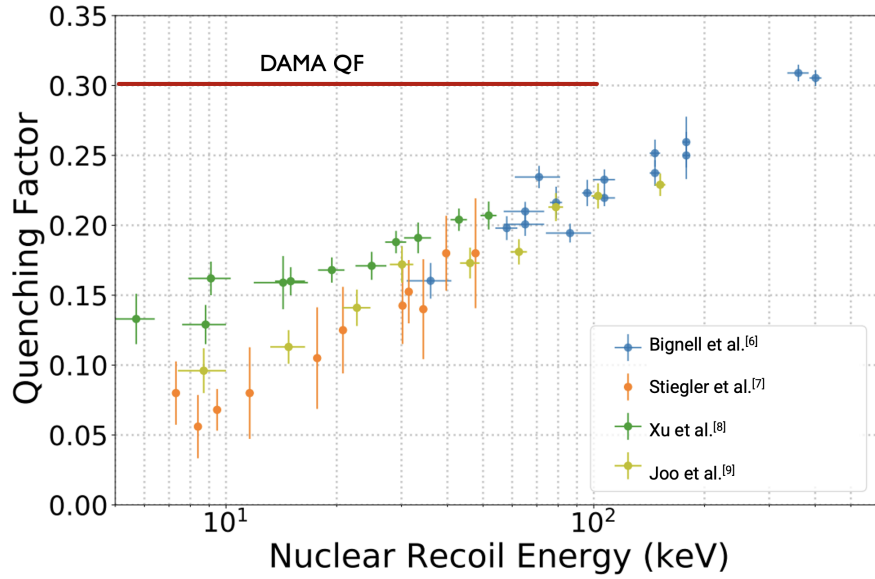


Figure 1: Na QF measured by different groups, adapted from Ref. [6], and including results from Refs. [7–9].

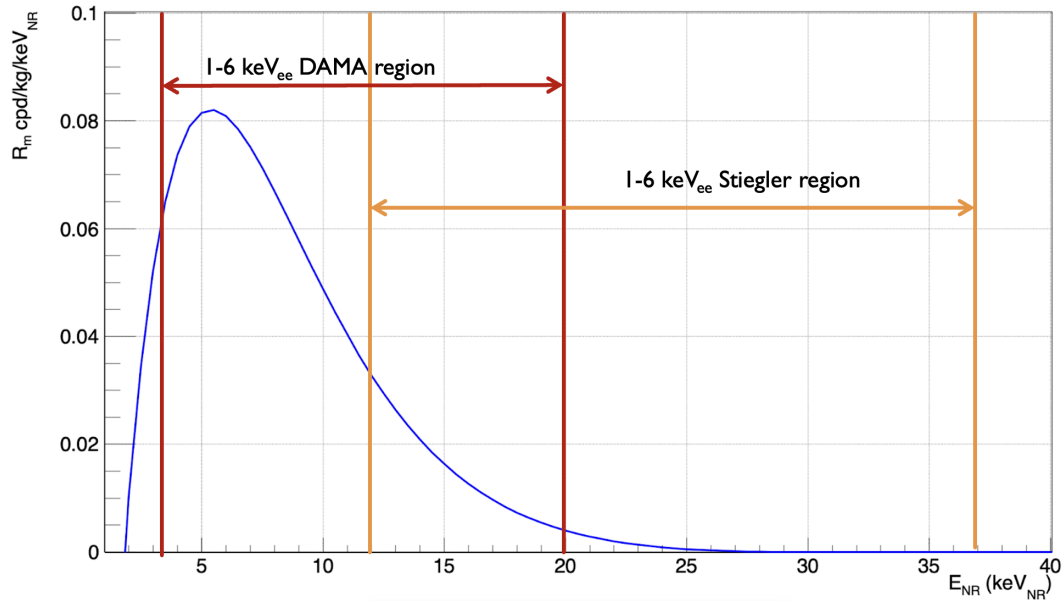


Figure 2: Recoil energy spectrum of an illustrative DM model. Superimposed in red and orange are the regions that correspond to 1-6 keV_{ee} after the application of either the DAMA (red) or Stiegler (orange) QFs.

modelled by the DAMA QF and I QF of 0.09, then all three experiments are observing a modulation consistent with expectations from this particular DM case.

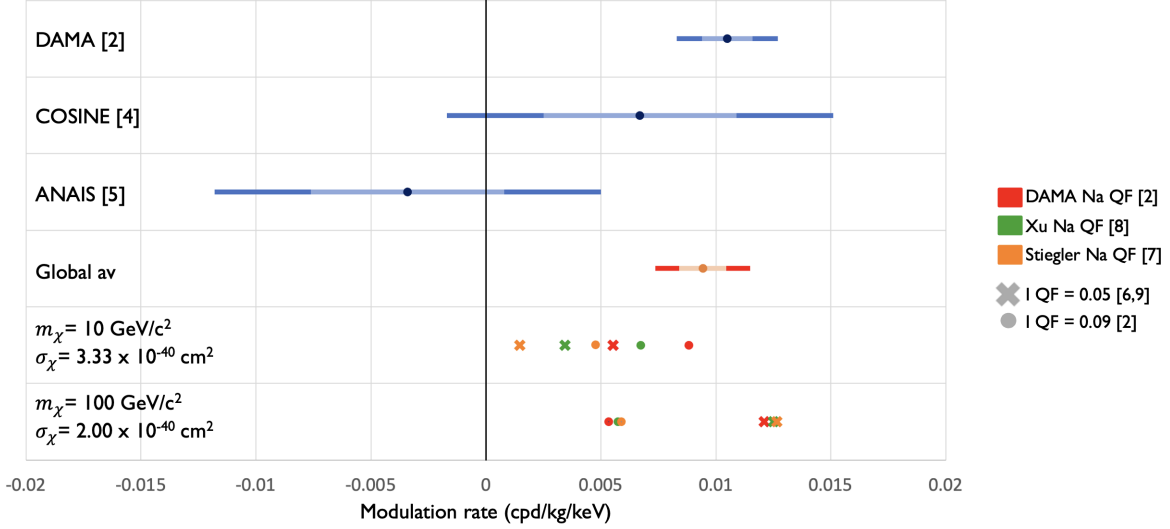


Figure 3: The modulation rate observed in the 1-6 keV region for the various operational experiment compared with the expected modulation for a 10 or 100 GeV/c² WIMP under the assumption of various QFs.

3 Impact on model independence

For a single target (e.g., Ge or Xe), if the QF (or equivalent transformation) is well known and modelled, it can easily be accounted for in comparisons by rescaling the observed rate, and reporting results in nuclear recoil energy rather than electron equivalent. For composite targets like NaI(Tl), however, there is no way of knowing whether an observed event came from the recoil of an I or Na nucleus. The interaction of interest must first be modelled to understand the expected ratio of Na vs I recoil events at various energies, and the appropriate QF applied accordingly. For DM, this requires the assumption of some DM mass and interaction model, and depending on this choice, the effects on the expected rate variance between crystals with different QFs will change. For example, Fig. 3 compares the impact of different QF assumptions for two different DM masses, assuming a standard spin independent interaction. While the expected rate of the 10 GeV/c² DM is very sensitive to changes in Na QF, the 100 GeV/c² sees almost no change. Because this effect is so dependent on mass, if QF is a crystal-dependent factor, model independent tests become impossible.

4 Conclusion

A number of NaI(Tl) detectors designed to provide a model independent test of DAMA are at present observing different modulation rates. Crystal dependent QFs offer an explanation for this, but in doing so introduce a degree of model dependent. If this is the cause for the observed results, truly model independent tests of DAMA become almost impossible. Further studies are required to carefully understand the QFs for the currently operating and planned NaI(Tl) experiments to fully understand this impact.

Acknowledgements

MJZ is funded by an Australian Government Research Training Program Scholarship the Australian Government, and through the Australian Research Council grant CE200100008. The presentation of this work was partially funded by the Laby Foundation.

References

- [1] G. Bertone and D. Hooper, *History of dark matter*, Rev. Mod. Phys **90**(045002) (2018).
- [2] R. Bernabei *et al.*, *The DAMA project: Achievements, implications and perspectives*, PPNP **114**, 103810 (2020), doi:<https://doi.org/10.1016/j.pnp.2020.103810>.
- [3] C. Patrignani *et al.*, *Review of Particle Physics*, Chin. Phys. **C40**(10), 100001 (2016), doi:[10.1088/1674-1137/40/10/100001](https://doi.org/10.1088/1674-1137/40/10/100001).
- [4] G. Adhikari *et al.*, *Three-year annual modulation search with COSINE-100* (2021), [2111.08863](https://arxiv.org/abs/2111.08863).
- [5] J. Amaré *et al.*, *Annual modulation results from three-year exposure of ANAIS-112*, Phys. Rev. D **103**, 102005 (2021), doi:[10.1103/PhysRevD.103.102005](https://doi.org/10.1103/PhysRevD.103.102005).
- [6] L. J. Bignell, I. Mahmood *et al.*, *Quenching factor measurements of sodium nuclear recoils in NaI:Tl determined by spectrum fitting*, preprint (2021), [2102.02833](https://arxiv.org/abs/2102.02833).
- [7] T. Stiegler *et al.*, *A study of the NaI(Tl) detector response to low energy nuclear recoils and a measurement of the quenching factor in NaI(Tl)*, preprint (2017), [1706.07494](https://arxiv.org/abs/1706.07494).
- [8] J. Xu *et al.*, *Scintillation efficiency measurement of na recoils in NaI(Tl) below the dama/libra energy threshold*, Physical Review C **92**(1) (2015), doi:[10.1103/physrevc.92.015807](https://doi.org/10.1103/physrevc.92.015807).
- [9] H. Joo, H. Park, J. Kim, J. Lee, S. Kim, Y. Kim, H. Lee and S. Kim, *Quenching factor measurement for NaI(Tl) scintillation crystal*, Astroparticle Physics **108**, 50 (2019), doi:<https://doi.org/10.1016/j.astropartphys.2019.01.001>.