

Entangled atomic ensemble and YIG sphere in coupled microwave cavities

Dilawaiz,¹ Shahid Qamar,^{1,2} and Muhammad Irfan^{1,2}

¹*Department of Physics and Applied Mathematics,*

Pakistan Institute of Engineering and Applied Sciences (PIEAS), Nilore 45650, Islamabad, Pakistan.

²*Center for Mathematical Sciences, PIEAS, Nilore, Islamabad 45650, Pakistan.*

(Dated: November 29, 2022)

We present a scheme to generate distant bipartite and tripartite entanglement between an atomic ensemble and a yttrium iron garnet (YIG) sphere in coupled microwave cavities. The system we consider has five excitation modes namely cavity-1 photons, atomic ensemble, cavity-2 photons, magnon and phonon modes in YIG sphere. We show that significant bipartite entanglement exists between indirectly coupled subsystems in the cavities, which is robust against temperature. Moreover, we present suitable detuning parameters for a significant tripartite entanglement of ensemble, magnon, and phonon modes. We also demonstrate the existence of tripartite entanglement between magnon and phonon modes of YIG sphere with indirectly coupled cavity photons. Further, we show that cavity-cavity coupling strength affects both the degree and transfer of quantum entanglement between various subsystems. It follows that an appropriate cavity-cavity coupling optimizes the distant entanglement by increasing the entanglement strength and critical temperature for its existence.

I. INTRODUCTION

Quantum entanglement is recognized as the most fascinating aspect of quantum formalism [1]. It has applications in quantum information processing, quantum networking, quantum dense coding, quantum-enhanced metrology, and so on [2–5]. Therefore, its realization through physical resources used in information processing and communication protocols necessitates a scale above subatomic level for the ease of experimental implementation [6]. That is why there is a growing attention towards the exploration of quantum mechanical effects at macroscopic level. The advancement in micro and nanofabrication in recent years provided novel platforms to study macroscopic entanglement. Cavity optomechanics is one such system which received a lot of attention during the past decade [7, 8]. Among other applications [9, 10], cavity optomechanics enables quantum state transfer between different modes of electromagnetic fields [11, 12] which has central role in quantum information processing networks. Moreover, a possible platform for quantum information processing is offered by atomic ensembles. They can serve as valuable memory nodes for quantum communication networks due to their longer coherence duration and collective amplification effect for their nonlinear interaction with photons [13]. Another promising physical platform is yttrium iron garnet (YIG), a ferrimagnetic material, due to its high spin density and low decay rates of collective spin excitations (i.e., Kittel mode [14]) resulting in the strong coupling between Kittel mode and cavity photons [15–18].

Since the initial experiments, many hybrid quantum systems based on quantum magnonics have been studied for their possible applications in quantum technologies [19–22]. Magnon Cavity QED is a relatively newer field and a potential candidate for studying new features of strong-coupling QED. The observation of bistability and the single superconducting qubit coupling

to the Kittel mode are interesting developments in this field [23, 24]. Li *et al.* illustrated how to create tripartite entanglement in a system of microwave cavity photons entangled to the magnon and phonon modes of a YIG sphere in a magnomechanical cavity [25]. It was followed by an investigation of magnon-magnon entanglement between two YIG spheres in cavity magnomechanics [26]. Later, Wu *et al.* investigated magnon-magnon entanglement between two YIG spheres in cavity optomagnonics [27]. Likewise, Ning and Yin theoretically demonstrated the entanglement of magnon and superconducting qubit utilizing a two-mode squeezed-vacuum microwave field in coupled cavities [28]. Yang *et al.* explored nonreciprocal transmission and entanglement in two-cavity magnomechanical system [29]. It was succeeded by the study of long-range generation of magnon-magnon entangled states via qubits [30].

Potential schemes for distant entanglement between disparate systems are increasingly considered for testing fundamental limits to quantum theory and possible applications in quantum networks [31]. In an interesting study, Joshi *et al.* theoretically examined whether two spatially distant cavities connected by an optical fiber may produce quantum entanglement between mechanical and optical modes [32]. Likewise, many researchers theoretically explored other schemes for transferring entanglement at a distance which includes an array of three optomechanical cavities for the study of the entanglement between different mechanical and optical modes [33] and a doubly resonant cavity with a gain medium of cascading three-level atoms placed in it to investigate entanglement transfer from two-mode fields to the two movable mirrors [34]. In double cavity optomechanical system, Liao *et al.* quantified entanglement of macroscopic mechanical resonators by the concurrence [35]. It was followed by a study of entanglement transfer from the inter cavity photon-photon entanglement to an intracavity photon-phonon via two macroscopic mechanical resonators. Af-

terwards, Bai *et al.* proposed a scheme of two-cavity coupled optomechanical system with atomic ensemble and a movable mirror in distinct cavities through which they showed ensemble-mirror entanglement and entanglement transfer between different subsystems [36].

In the past, several cavity optomechanical systems have been studied for entanglement with atomic medium [36–39]. However, to the best of our knowledge, distant entanglement of atomic ensemble and YIG sphere in microwave cavities has not been reported yet. In this paper, we present a method for entangling atomic ensemble to mechanical and Kittel modes in YIG sphere placed within coupled microwave cavities. In our study, we have considered an atomic ensemble containing $N \sim 10^7$ [40, 41] atoms and YIG sphere with a typical diameter of $250 \mu\text{m}$ [42], a promising platform to study distant macroscopic entanglement. We show that significant bipartite and tripartite entanglement exists between the magnon and phonon modes of YIG sphere placed in cavity-2 with the atomic ensemble and cavity-1 photons. It is interesting to find that YIG sphere can be entangled to indirectly coupled cavity field. We illustrate that this distant entanglement can be controlled by varying cavity-cavity coupling strength.

II. SYSTEM MODEL AND HAMILTONIAN

We consider a hybrid coupled-cavity magnomechanical system which consists of two single-mode cavities with resonance frequency ω_k ($k = 1, 2$) encasing an atomic ensemble and a YIG sphere as shown in Fig. 1. Our coupled system has five excitation modes namely microwave electromagnetic modes in cavity 1 and cavity 2, magnon and phonon modes in YIG sphere, and atomic excitation in cavity 1.

In cavity 2, a YIG sphere is placed close to the maximum magnetic field of cavity mode and is simultaneously acted upon by a bias magnetic field, thus establishing the photon-magnon coupling. The external bias magnetic field excites the magnon modes. The magnetic field of the cavity mode interacts with Kittel mode via magnetic dipole interaction, in which spins evenly precess in the ferrimagnetic sphere. The bias field \mathbf{B} and the gyromagnetic ratio Γ control the magnon frequency, i.e., $\omega_n = \Gamma\mathbf{B}$. Varying magnetization in the YIG sphere results in magnetostriction leading to the interplay of energy between magnon and phonon modes in it.

In cavity 1, an ensemble of N two-level atoms with transition frequency ω_e interacts with the cavity field. The atoms constituting the ensemble are individually characterized by the spin-1/2 Pauli matrices σ_+ , σ_- , and σ_z . Collective spin operators of atomic polarization for the atomic ensemble are described as $S_{+, -, z} = \sum_{i=1}^N \sigma_{+, -, z}^{(i)}$, and they follow the commutation relations $[S_+, S_-] = S_z$ and $[S_z, S_{\pm}] = \pm 2S_{\pm}$ [36]. The operators S_{\pm} and S_z may be represented in terms of the bosonic annihilation and creation operators e and e^\dagger

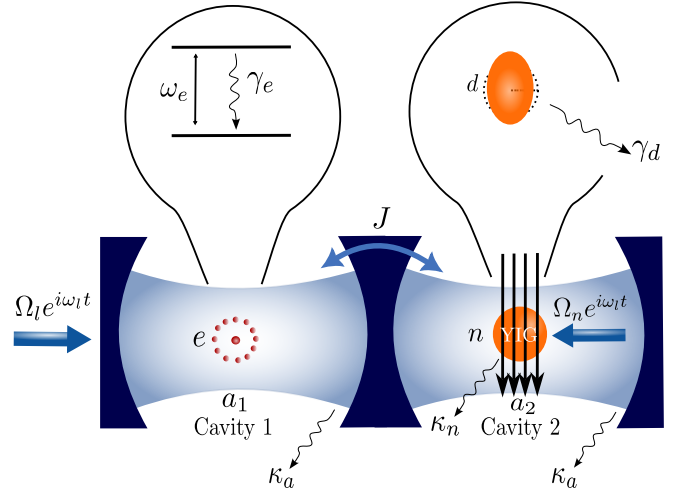


FIG. 1. Schematic representation of two single-mode cavities coupled to each other with coupling strength J incorporating an atomic ensemble of N two-level atoms characterized by intrinsic frequency ω_e placed in cavity 1 and a YIG sphere placed in cavity 2. An external laser field drives cavity at frequency ω_l with strength Ω_l . Correspondingly, a microwave magnetic field at frequency ω_l with strength Ω_n drives the magnon modes of YIG sphere enhancing the magnomechanical coupling. YIG sphere is concurrently influenced by the cavity's magnetic field, bias magnetic field and the drive magnetic field, all orthogonal to each other at the site of YIG sphere. The decay rate of cavity modes (a_1 and a_2), atomic ensemble (e), magnon mode (n) and phonon mode (d) associated with the YIG sphere are given by κ_a , γ_e , κ_n , and γ_d , respectively.

by using the Holstein-Primakoff transformation [43–45]: $S_+ = e^\dagger \sqrt{N - e^\dagger e} \simeq \sqrt{N} e^\dagger$, $S_- = \sqrt{N - e^\dagger e} e \simeq \sqrt{N} e$, $S_z = e^\dagger e - N/2$, where e and e^\dagger follow commutation relation $[e, e^\dagger] = 1$. This transformation is valid only when the population of atoms in the ground state is large compared to the atoms in the excited state so that $S_z \simeq \langle S_z \rangle \simeq -N$ [40].

To simplify our analysis, we have considered both the frequency of drive laser field and drive magnetic field to be ω_l . The Hamiltonian describing the system under rotating-wave approximation in a frame rotating with the frequency of the drive fields (ω_l) is given by:

$$\begin{aligned}
 H/\hbar = & \sum_{k=1}^2 \Delta_k a_k^\dagger a_k + \Delta_e e^\dagger e + \Delta_n n^\dagger n + \frac{\omega_d}{2} (x^2 + y^2) \\
 & + g_{nd} n^\dagger n x + J (a_1^\dagger a_2 + a_1 a_2^\dagger) + G_{ae} (e a_1^\dagger + e^\dagger a_1) \\
 & + g_{na} (a_2 n^\dagger + a_2^\dagger n) + i\Omega_l (a_1^\dagger - a_1) \\
 & + i\Omega_n (n^\dagger - n). \tag{1}
 \end{aligned}$$

In Eq. (1), the energy associated with cavity (1 and 2), atomic excitation, and magnon modes is represented in the first four terms where a_k (a_k^\dagger), e (e^\dagger), and n (n^\dagger) are

the annihilation (creation) operators of cavity, collective atomic excitation, and magnon mode, respectively. Here, Δ_k ($k = 1, 2$), Δ_e , and Δ_n are the detunings of cavity mode's frequency ω_k ($k = 1, 2$), the intrinsic frequency of two-level atoms in the atomic ensemble ω_e , and magnon mode's frequency ω_n with respect to the drive field's frequency ω_l , i.e., $\Delta_k = \omega_k - \omega_l$ ($k = 1, 2$), $\Delta_e = \omega_e - \omega_l$, and $\Delta_n = \omega_n - \omega_l$. Rotating-wave approximation holds when ω_k ($k = 1, 2$), $\omega_n, \omega_e \gg g_{na}, \kappa_a, \kappa_n, \gamma_e$ (which is satisfied in cavity magnomechanics by experimentally feasible parameters) [46]. The fifth term in Eq. (1) is the energy of the mechanical mode (phonon mode) of frequency ω_d with dimensionless position x and momentum y operators satisfying $[x, y] = i$. The next four terms describe the interaction of all coupled subsystems in the cavity system encompassing coupling of magnon and phonon, cavity 1 and cavity 2, collective atomic excitation and cavity 1, cavity 2 and magnon modes with strength g_{nd} , J , G_{ae} , and g_{na} , respectively. The magnomechanical coupling strength g_{nd} , resulting from magnetostrictive interaction, is typically weak, but it is enhanced by the drive microwave field with frequency ω_l applied at the site of YIG. The coupling rate of collective atomic excitation with cavity mode $G_{ae} = g\sqrt{N}$ where g is the atom-cavity coupling strength defined as $g = \nu\sqrt{\omega_l/2\hbar\epsilon_0V}$, with ν the dipole moment of atomic transition, V the volume of the cavity, and ϵ_0 the permittivity of free space. With reference to the eighth term, when the coherent energy exchange rate between light and matter is faster than their decay rates, the coupling strength between magnon and photon reaches the strong coupling regime, i.e., $g_{na} > \kappa_a, \kappa_n$ [14, 15, 17, 18, 46]. The second-last term describes a microwave field driving cavity 1 with Rabi frequency, $\Omega_l = \sqrt{2P\kappa_a}/\hbar\omega_l$ which depends on the input power P of the drive field and the decay rate κ_a of the cavity. Similarly, we also consider a magnon-mode drive field (last term in Eq. (1)) with Rabi frequency $\Omega_n = \frac{\sqrt{5}}{4}\Gamma\sqrt{N_s}B_0$ with Γ the gyromagnetic ratio, N_s the total number of

spins, and B_0 the applied field's amplitude. In case of YIG sphere, $\Gamma/2\pi = 28$ GHz/T, and $N_s = \rho V_s$ with volume V_s and spin density $\rho = 4.22 \times 10^{27} \text{ m}^{-3}$ of the sphere [25]. We assume low-lying excitations while deriving Ω_n , i.e., $\langle n^\dagger n \rangle \ll 2N_s\zeta$, where $\zeta = \frac{5}{2}$ is the spin number of the ground state Fe^{3+} ion in YIG [25]. At a temperature T , the equilibrium mean thermal photon $[a_k$ ($k = 1, 2$)], magnon (n), and phonon (d) number is given by $Z_h(\omega_h) = [\exp[(\hbar\omega_h/k_B T)] - 1]^{-1}$ ($h = a_k, n, d$), where k_B is the Boltzmann constant.

To investigate the dynamics of the coupled magnomechanical cavity system, we formulate a set of non-linear quantum Langevin equations (QLEs) by adding corresponding dissipation and fluctuation terms to the Heisenberg equations of motion given by:

$$\begin{aligned} \dot{a}_1 &= -(\kappa_a + i\Delta_1)a_1 - iG_{ae}e - iJa_2 + \sqrt{2\kappa_a}a_1^{in} + \Omega_l, \\ \dot{a}_2 &= -(\kappa_a + i\Delta_2)a_2 - iJa_1 - ig_{na}n + \sqrt{2\kappa_a}a_2^{in}, \\ \dot{e} &= -(\gamma_e + i\Delta_e)e - iG_{ae}a_1 + \sqrt{2\gamma_e}e^{in}, \\ \dot{n} &= -(i\Delta_n + \kappa_n)n - ig_{na}a_2 - ig_{nd}nx + \Omega_n + \sqrt{2\kappa_n}n^{in}, \\ \dot{x} &= \omega_d y, \quad \dot{y} = -\omega_d x - \gamma_d y - g_{nd}n^\dagger n + \xi \end{aligned} \quad (2)$$

with zero-mean input noise operators a_k^{in} , e^{in} , n^{in} and ξ for k^{th} cavity, atomic-excitation, magnon, and phonon modes, respectively. The parameters γ_e and γ_d are the atomic decay rate and the mechanical damping rate, respectively. The input noise operators under Markovian approximation, which is valid for large mechanical quality factor, $Q = \omega_d/\gamma_d \gg 1$ are characterized by the following non-vanishing correlation functions that are delta-correlated in time domain [47]: $\langle a_1^{in}(\tau)a_1^{in\dagger}(\tau') \rangle = [Z_{a_1}(\omega_{a_1}) + 1]\delta(\tau - \tau')$, $\langle a_2^{in}(\tau)a_2^{in\dagger}(\tau') \rangle = [Z_{a_2}(\omega_{a_2}) + 1]\delta(\tau - \tau')$, $\langle e^{in}(\tau)e^{in\dagger}(\tau') \rangle = \delta(\tau - \tau')$, $\langle n^{in}(\tau)n^{in\dagger}(\tau') \rangle = [Z_n(\omega_n + 1)]\delta(\tau - \tau')$, $\langle n^{in\dagger}(\tau)n^{in}(\tau') \rangle = Z_n(\omega_n)\delta(\tau - \tau')$, and $\langle \xi(\tau)\xi(\tau') + \xi(\tau')\xi(\tau) \rangle / 2 \simeq \gamma_d [2Z_d(\omega_d) + 1]\delta(\tau - \tau')$, where τ and τ' denote two distinct times.

From the quantum Langevin Eq. (2), we obtain the expressions for the steady state values of cavities, ensemble, magnon, and phonon mode operators given by:

$$\begin{aligned} \langle a_1 \rangle &= \frac{\Omega_l (\kappa_a + i\Delta_2) (\kappa_n + i\tilde{\Delta}_n) (\gamma_e + i\Delta_e) + g_{na}^2 \Omega_l (\gamma_e + i\Delta_e) - g_{na} \Omega_n J (\gamma_e + i\Delta_e)}{S}, \\ \langle a_2 \rangle &= \frac{-iJ (\kappa_n + i\tilde{\Delta}_n) \langle a_1 \rangle - ig_{na} \Omega_n}{(\kappa_a + i\Delta_2) (\kappa_n + i\tilde{\Delta}_n) + g_{na}^2}, \quad \langle e \rangle = \frac{-iG_{ae} \langle a_1 \rangle}{(\gamma_e + i\Delta_e)}, \quad \langle n \rangle = \frac{\Omega_n - ig_{na} \langle a_2 \rangle}{i\tilde{\Delta}_n + \kappa_n}, \\ \langle x \rangle &= -\left(\frac{g_{nd}}{\omega_d}\right) |\langle n \rangle|^2, \quad \langle y \rangle = 0, \end{aligned} \quad (3)$$

where

$$S = (\kappa_a + i\Delta_1)(\gamma_e + i\Delta_e)[(\kappa_a + i\Delta_2)(\kappa_n + i\tilde{\Delta}_n) + g_{na}^2] - G_{ae}^2[(\kappa_a + i\Delta_2)(\kappa_n + i\tilde{\Delta}_n) + g_{na}^2] + J^2(\gamma_e + i\Delta_e)(\kappa_n + i\tilde{\Delta}_n),$$

and the effective magnon detuning $\tilde{\Delta}_n = \Delta_n + g_{nd}\langle x \rangle$.

To analyze the steady-state entanglement of the sys-

tem, we linearize the dynamics of coupled cavity sys-

tem. We assume that the cavity is intensely driven with a very high input power, resulting in significant steady state amplitudes for the intracavity fields and magnon modes, respectively, i.e., $|\langle a_k \rangle| \gg 1$ ($k = 1, 2$) [48] and $|\langle n \rangle| \gg 1$ [25]. For a proper choice of drive field's reference phase, $\langle a_k \rangle$ may be treated real [48]. Moreover, the bosonic description of atomic polarization may only be used when the single-atom excitation probability is noticeably below 1. The conditions of large amplitudes of intracavity fields at steady state and low excitation limit of atoms in the ensemble are simultaneously satisfied only when $g^2/(\Delta_e^2 + \gamma_e^2) \ll |\langle a_1 \rangle|^{-2} \ll 1$. This necessitates a weak atom-cavity coupling [40]. Hence, in the strong driving limit, we can neglect the second order fluctuation terms, so the operator P ($P = a_k, e, n, x, y$) can be written as $P = \langle P \rangle + \delta P$ where $\langle P \rangle$ represents the steady state part while δP represents the zero-mean fluctuation associated with P . Further, we define quadrature fluctuations

$(\delta U_1(t), \delta W_1(t), \delta U_2(t), \delta W_2(t), \delta u_1(t), \delta w_1(t), \delta x(t), \delta y(t), \delta u_2(t), \delta w_2(t))$, with $\delta U_1 = (\delta a_1 + \delta a_1^\dagger)/\sqrt{2}$, $\delta W_1 = i(\delta a_1^\dagger - \delta a_1)/\sqrt{2}$, $\delta U_2 = (\delta a_2 + \delta a_2^\dagger)/\sqrt{2}$, $\delta W_2 = i(\delta a_2^\dagger - \delta a_2)/\sqrt{2}$, $\delta u_1 = (\delta n + \delta n^\dagger)/\sqrt{2}$, $\delta w_1 = i(\delta n^\dagger - \delta n)/\sqrt{2}$, $\delta u_2 = (\delta e + \delta e^\dagger)/\sqrt{2}$ and $\delta w_2 = i(\delta e^\dagger - \delta e)/\sqrt{2}$, to work out a set of linearized quantum Langevin equations

$$\dot{r}(t) = Ar(t) + o(t); \quad (4)$$

$r(t)$ represents the fluctuation operator in the form of quadrature fluctuations: $r(t)^T = [\delta U_1(t), \delta W_1(t), \delta U_2(t), \delta W_2(t), \delta u_1(t), \delta w_1(t), \delta x(t), \delta y(t), \delta u_2(t), \delta w_2(t)]$, $o(t)$ denotes the noise operators represented as: $o(t)^T = [\sqrt{2\kappa_a} U_1^{in}(t), \sqrt{2\kappa_a} W_1^{in}(t), \sqrt{2\kappa_a} U_2^{in}(t), \sqrt{2\kappa_a} W_2^{in}(t), \sqrt{2\kappa_n} u_1^{in}(t), \sqrt{2\kappa_n} w_1^{in}(t), 0, \xi(t), \sqrt{2\gamma_e} u_2^{in}(t), \sqrt{2\gamma_e} w_2^{in}(t)]$, and A is the drift matrix:

$$A = \begin{pmatrix} -\kappa_a & \Delta_1 & 0 & J & 0 & 0 & 0 & 0 & 0 & 0 & G_{ae} \\ -\Delta_1 & -\kappa_a & -J & 0 & 0 & 0 & 0 & 0 & -G_{ae} & 0 & 0 \\ 0 & J & -\kappa_a & \Delta_2 & 0 & g_{na} & 0 & 0 & 0 & 0 & 0 \\ -J & 0 & -\Delta_2 & -\kappa_a & -g_{na} & 0 & 0 & 0 & 0 & 0 & 0 \\ 0 & 0 & 0 & g_{na} & -\kappa_n & \tilde{\Delta}_n & -G_{nd} & 0 & 0 & 0 & 0 \\ 0 & 0 & -g_{na} & 0 & -\tilde{\Delta}_n & -\kappa_n & 0 & 0 & 0 & 0 & 0 \\ 0 & 0 & 0 & 0 & 0 & 0 & 0 & \omega_d & 0 & 0 & 0 \\ 0 & 0 & 0 & 0 & 0 & 0 & 0 & 0 & -\gamma_d & 0 & 0 \\ 0 & G_{ae} & 0 & 0 & 0 & 0 & 0 & 0 & 0 & -\gamma_e & \Delta_e \\ -G_{ae} & 0 & 0 & 0 & 0 & 0 & 0 & 0 & 0 & -\Delta_e & -\gamma_e \end{pmatrix}. \quad (5)$$

The linearized quantum Langevin equations [see Eq. (4)] correspond to an effective linearized Hamiltonian, which ensures the Gaussian state of the system when it is stable. Thus, the linearized dynamics of the system along with the Gaussian nature of the noises leads to the continuous-variable five-mode Gaussian state of the steady states corresponding to its quantum fluctuations. Routh-Hurwitz criterion is used to work out the stability conditions for our linearized system [49]. The system becomes stable and attain its steady state only when real parts of all eigenvalues of the drift matrix (A) are negative. The steady state Covariance Matrix (CM), which describes the variance within each subsystem and the covariance across several subsystems, is generated from the following Lyapunov equation when the stability requirements are met [50]:

$$AV + \mathcal{V}A^T = -D, \quad (6)$$

where $D = \text{diag}[\kappa_a(2Z_a + 1), \kappa_a(2Z_a + 1), \kappa_a(2Z_a + 1), \kappa_a(2Z_a + 1), \kappa_n(2Z_n + 1), \kappa_n(2Z_n + 1), 0, \gamma_d(2Z_d + 1), \gamma_e, \gamma_e]^T$ is the diffusion matrix, for the corresponding decays originating from the noise correlations. To quantify bipartite entanglement among different subsystems

of the coupled two-cavity system, we use logarithmic negativity (E_N) [51, 52]. We have five mode Gaussian state characterized by covariance matrix \mathcal{V} which can be expressed in the form of block matrix:

$$\mathcal{V} = \begin{pmatrix} \mathcal{V}_{a_1} & \mathcal{V}_{a_1 a_2} & \mathcal{V}_{a_1 n} & \mathcal{V}_{a_1 d} & \mathcal{V}_{a_1 e} \\ \mathcal{V}_{a_1 a_2}^T & \mathcal{V}_{a_2} & \mathcal{V}_{a_2 n} & \mathcal{V}_{a_2 d} & \mathcal{V}_{a_2 e} \\ \mathcal{V}_{a_1 n}^T & \mathcal{V}_{a_2 n}^T & \mathcal{V}_n & \mathcal{V}_{nd} & \mathcal{V}_{ne} \\ \mathcal{V}_{a_1 d}^T & \mathcal{V}_{a_2 d}^T & \mathcal{V}_{nd}^T & \mathcal{V}_d & \mathcal{V}_{de} \\ \mathcal{V}_{a_1 e}^T & \mathcal{V}_{a_2 e}^T & \mathcal{V}_{ne}^T & \mathcal{V}_{de}^T & \mathcal{V}_e \end{pmatrix}, \quad (7)$$

where each block is a 2×2 matrix. Here, diagonal blocks represent the variance within each subsystem [(cavity 1) photon, (cavity 2) photon, magnon, phonon, and ensemble]. The correlations between any two distinct degrees of freedom of the entire magnomechanical system are represented by the off-diagonal blocks, which are covariances across distinct subsystems [36]. Following the Simon's criterion [53] to judge non-separability of the transposed modes in the transposed submatrix derived from the covariance matrix \mathcal{V} , we compute logarithmic negativity numerically. The covariance matrix (10×10) \mathcal{V} is reduced to a submatrix \mathcal{V}_l (4×4) in order to evaluate the covariance between the subsystems. For instance, the

submatrix representing the covariance of cavity 1 and cavity 2 subsystem is determined by the first four rows and columns of \mathcal{V} . We can represent \mathcal{V}_l of cavity 1-cavity 2 subsystems in the following way [36]:

$$\mathcal{V}_l = \begin{pmatrix} \mathcal{V}_{a_1} & \mathcal{V}_{a_1 a_2} \\ \mathcal{V}_{a_1 a_2}^T & \mathcal{V}_{a_2} \end{pmatrix}, \quad (8)$$

where a_1 index the cavity 1 subsystem and a_2 index the cavity 2 subsystem. Similarly, the covariance of other subsystems can be determined by considering their corresponding rows and columns in \mathcal{V} . Then, transposed covariance sub-matrix $\tilde{\mathcal{V}}_l$ is obtained by partial transposition of \mathcal{V}_l employing $\tilde{\mathcal{V}}_l = \mathcal{T}_{1|2} \mathcal{V}_l \mathcal{T}_{1|2}$, where $\mathcal{T}_{1|2} = \text{diag}(1, -1, 1, 1)$ realizes partial transposition at the level of covariance matrices [53]. Then, we compute the minimum symplectic eigenvalue \tilde{f}_- of the transposed CM $\tilde{\mathcal{V}}_l$ using $\tilde{f}_- = \min \text{eig} \left[i \Theta_2 \tilde{\mathcal{V}}_l \right]$ with $\Theta_2 = \oplus_{j=1}^2 i \sigma_y$ and σ_y the y -Pauli matrix [25]. If the smallest eigenvalue is less than $1/2$, the inseparability of the transposed modes is ensured, i.e., the modes are entangled. E_N is evaluated as [52]:

$$E_N \equiv \max \left[0, -\ln 2 \tilde{f}_- \right]. \quad (9)$$

Similarly, residual contangle $\mathcal{R}_\tau^{\text{min}}$ [54], which is a continuous variable analogue of tangle for discrete variable tripartite entanglement [55], is used for the quantification of tripartite entanglement, which is defined as [54]:

$$\mathcal{R}_\tau^{\text{min}} \equiv \min \left[\mathcal{R}_\tau^{o|nd}, \mathcal{R}_\tau^{n|od}, \mathcal{R}_\tau^{d|on} \right], \quad (10)$$

where n stands for magnon whereas d stands for phonon mode, $o = a_1$ for cavity-magnon-phonon tripartite entanglement, and $o = e$ for magnon-phonon-ensemble tripartite entanglement. In Eq. (10) $\mathcal{R}_\tau^{k|lm}$ is evaluated using $\mathcal{R}_\tau^{k|lm} \equiv C_{k|lm} - C_{k|l} - C_{k|m}$ ($k, l, m = o, n, d$), $C_{k|lm}$ is the squared one-mode-vs-two-modes logarithmic negativity $E_{k|lm}$ and $C_{k|l}$ is the contangle of subsystems of k and l [25], defined as the squared logarithmic negativity $E_{k|l}$ [52]. To compute $E_{k|lm}$ following the definition of logarithmic negativity given in Eq.(9), $\Theta_2 = \oplus_{j=1}^2 i \sigma_y$ is replaced by $\Theta_3 = \oplus_{j=1}^3 i \sigma_y$ and the transposed covariance matrix $\tilde{\mathcal{V}}$ is obtained by carrying out the partial transposition of covariance matrix \mathcal{V} , i.e., $\tilde{\mathcal{V}} = \mathcal{T}_{k|lm} \mathcal{V} \mathcal{T}_{k|lm}$, where the partial transposition matrices [25] are: $\mathcal{T}_{1|23} = \text{diag}(1, -1, 1, 1, 1, 1)$, $\mathcal{T}_{2|13} = \text{diag}(1, 1, 1, -1, 1, 1)$, and $\mathcal{T}_{3|12} = \text{diag}(1, 1, 1, 1, 1, -1)$.

III. RESULTS AND DISCUSSION

In this section, we present the results of our numerical simulations. We have adopted the following experimentally feasible parameters for the system involving microwave cavities and YIG sphere in our simulations [25]: $\omega_k/2\pi = \omega_n/2\pi = 10$ GHz ($k = 1, 2$), $\omega_d/2\pi =$

10 MHz, $\gamma_d/2\pi = 10^2$ Hz, $\kappa_a/2\pi = \kappa_n/2\pi = 1$ MHz, $g_{na}/2\pi = 3.2$ MHz, $G_{nd}/2\pi = 4.8$ MHz, and temperature $T = 10$ mK. Correspondingly, the atom-cavity coupling and atomic decay rate are considered of the order of megahertz, i.e, $G_{ae}/2\pi = 6$ MHz and $\gamma_e/2\pi = 1$ MHz. Further, the hopping rate J between the cavities is also of the order of megahertz.

Bipartite Subsystems	Symbol for Entanglement
cavity 1-cavity 2	$E_N^{a_1 a_2}$
cavity 1-ensemble	$E_N^{a_1 e}$
cavity 1-magnon	$E_N^{a_1 n}$
cavity 1-phonon	$E_N^{a_1 d}$
cavity 2-ensemble	$E_N^{a_2 e}$
cavity 2-magnon	$E_N^{a_2 n}$
cavity 2-phonon	$E_N^{a_2 d}$
magnon-ensemble	E_N^{ne}
phonon-ensemble	E_N^{de}

TABLE I. Notation adopted for the representation of bipartite entanglement.

First, we discuss the results of bipartite entanglement. We have five different modes in coupled-cavity system, therefore entanglement can exist in any combination of two modes. However, the most significant entanglement is the entanglement of spatially distant subsystems, i.e., the entanglement of atomic ensemble and cavity 1 photons with phonon and magnon modes of YIG sphere placed in cavity 2. Interestingly, we observe promising results of macroscopic distant entanglement. We also illustrate entanglement transfer from phonon-ensemble (de) and magnon-ensemble (ne) subsystems to cavity 1 photons-phonon ($a_1 d$) and cavity 1 photon-magnon subsystems ($a_1 n$) when detuning parameters and cavity-cavity coupling strength are changed. In Table I, we have summarized the symbols that we have adopted in our simulations to represent bipartite entanglement of different combinations of subsystems.

In Fig. 2, we present four different distant bipartite entanglements as a function of dimensionless detuning of cavity 1 (Δ_1/ω_d) and cavity 2 (Δ_2/ω_d). We have considered magnon detuning $\tilde{\Delta}_n$ to be $0.9\omega_d$ (near resonant with blue sideband) while coupling between two cavities is $J = 0.8\omega_d$. Fig. 2(a)-(b) illustrates ensemble-phonon (E_N^{de}) and ensemble-magnon (E_N^{ne}) entanglement for ensemble detuning Δ_e to be $-\omega_d$ (resonant with red sideband). Although ensemble and YIG sphere are placed in separate cavities, we find strong entanglement for both E_N^{de} and E_N^{ne} . E_N^{de} attains maximum value around $\Delta_2 \approx -2\omega_d$ and $\Delta_2 \approx 0$ corresponding to $\Delta_1 \approx -2\omega_d$ and $\Delta_1 \approx 0$. It can be seen that E_N^{ne} is manifested primarily around $\Delta_2 \approx -\omega_d$ in the entire range of Δ_1/ω_d . However, maximum E_N^{ne} exists around $\Delta_1 \approx -2.5\omega_d$. Similarly, we present cavity-1 photon-phonon ($E_N^{a_1 d}$) and cavity-1 photon-magnon ($E_N^{a_1 n}$) entanglement in Fig. 2(c)-(d) for $\Delta_e = -\omega_d$. Both systems exhibit strong entanglement around $\Delta_1 \approx -\omega_d$ and $\Delta_1 \approx 0$. If we follow $\Delta_1 = \Delta_2$ line on the plane formed

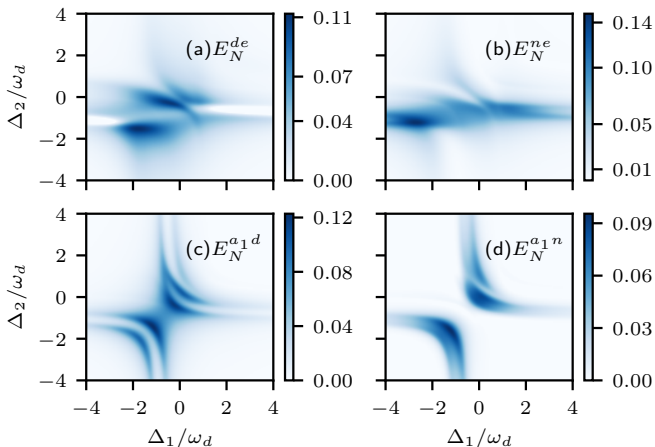


FIG. 2. Density plot of bipartite (a) E_N^{de} , (b) E_N^{ne} , (c) E_N^{a1d} , and (d) E_N^{a1n} versus normalized cavity 1 detuning Δ_1/ω_d and cavity 2 detuning Δ_2/ω_d . In (a)-(b) $\Delta_e = -\omega_d$ whereas in (c)-(d) $\Delta_e = \omega_d$. In all cases, $\tilde{\Delta}_n = 0.9\omega_d$ and $J = 0.8\omega_d$.

by Δ_1 and Δ_2 , we observe that there are two distinct detuning regions for maximal E_N on the density plots showing E_N^{a1d} and E_N^{a1n} compared to a single joint region along the $\Delta_1 = -\Delta_2$ line.

For further analysis, we consider two cases. In the first case, cavity 1 and cavity 2 have the same detuning frequency with respect to the drive fields' frequency, i.e., $\Delta_1 = \Delta_2 = \Delta_a$, (symmetric detuning). If the first cavity is red-detuned or blue-detuned, the second cavity is also red-detuned or blue-detuned, correspondingly. In the second case, cavity 1 and cavity 2 have opposite detuning frequency with respect to the drive fields' frequency, i.e., $\Delta_1 = -\Delta_2 = -\Delta_a$, (non-symmetric detuning). If the first cavity is red-detuned, the second is blue-detuned and vice versa.

Next, we present phonon-ensemble entanglement (E_N^{de}) as a function of normalized cavity detuning (Δ_a/ω_d) against dimensionless magnon detuning $\tilde{\Delta}_n/\omega_d$ in Fig. 3(a)-(b) and ensemble detuning Δ_e/ω_d in Fig. 3(c)-(d). For given parameters, effective magnon detuning $\tilde{\Delta}_n$ includes magnon detuning with respect to the drive field and frequency shift of almost 3 MHz due to magnomechanical interaction. In the left panel, we have symmetric cavity field detuning while in the right panel, the detuning is non-symmetric. It can be seen in Fig. 3 (a)-(b) that significant entanglement is present for the complete range of effective magnon detuning. We note that the system remains stable for $\tilde{\Delta}_n$ from $0.4\omega_d$ to $2\omega_d$, however, we consider $0.6 \leq \tilde{\Delta}_n/\omega_d \leq 1.4$, where we get stronger entanglement. While E_N^{de} is significant for the chosen range of $\tilde{\Delta}_n$, it strongly depends on the choice of cavity field detuning. There are two distinct regions of cavity detuning where we find maximum entanglement. One region is around cavity resonance for both the symmetric and non-symmetric choices of detuning, while the other region depends on the choice. For the symmetric case, strong en-

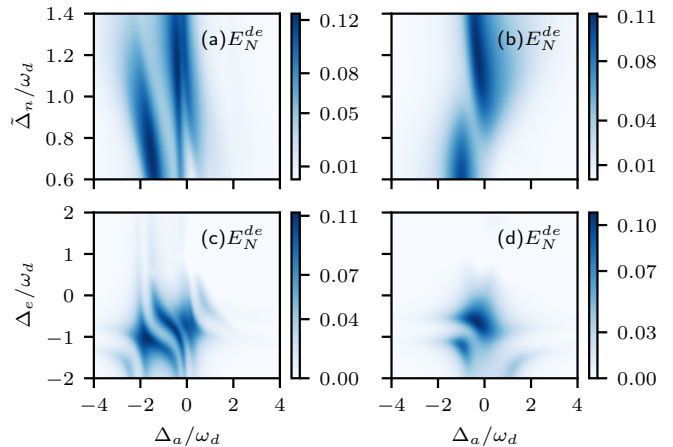


FIG. 3. Density plot of E_N^{de} versus normalized cavity detuning Δ_a/ω_d and (a)-(b) magnon detuning $\tilde{\Delta}_n/\omega_d$ at $\Delta_e = -\omega_d$, and (c)-(d) ensemble detuning Δ_e/ω_d at $\tilde{\Delta}_n = 0.9\omega_d$. In (a) and (c) $\Delta_a/\omega_d = \Delta_1/\omega_d = \Delta_2/\omega_d$. However, $\Delta_a/\omega_d = -\Delta_1/\omega_d = \Delta_2/\omega_d$ in (b) and (d). The cavity-cavity coupling strength is taken to be $J = \omega_d$.

tanglement is also present around $\Delta_a \approx -1.75\omega_d$. However, for the non-symmetric case, this second region is around $\Delta_a \approx -\omega_d$. The lower panel in Fig. 3 shows that E_N^{de} is maximum around $\Delta_e \approx -\omega_d$, while the choices of cavity detuning are approximately the same as discussed above in the previous case.

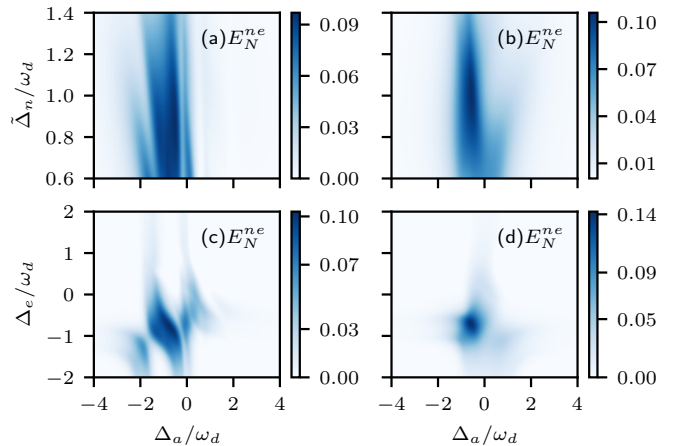


FIG. 4. Density plot of E_N^{ne} versus normalized cavity detuning Δ_a/ω_d and (a)-(b) magnon detuning $\tilde{\Delta}_n/\omega_d$ at $\Delta_e = -\omega_d$, and (c)-(d) ensemble detuning Δ_e/ω_d at $\tilde{\Delta}_n = 0.9\omega_d$. In (a) and (c) $\Delta_a/\omega_d = \Delta_1/\omega_d = \Delta_2/\omega_d$. However, $\Delta_a/\omega_d = -\Delta_1/\omega_d = \Delta_2/\omega_d$ in (b) and (d). The cavity-cavity coupling strength is taken to be $J = 0.8\omega_d$.

Fig. 4 shows magnon-ensemble entanglement (E_N^{ne}) as a function of normalized cavity detuning against dimensionless magnon detuning (upper panel) and ensemble detuning (lower panel). E_N^{ne} is optimal around $\Delta_a \approx 0.5\omega_d$. Fig. 4(a)-(b) shows that E_N^{ne} is significant for the whole range of $\tilde{\Delta}_n$ while it is maximum around $\Delta_e \approx -\omega_d$

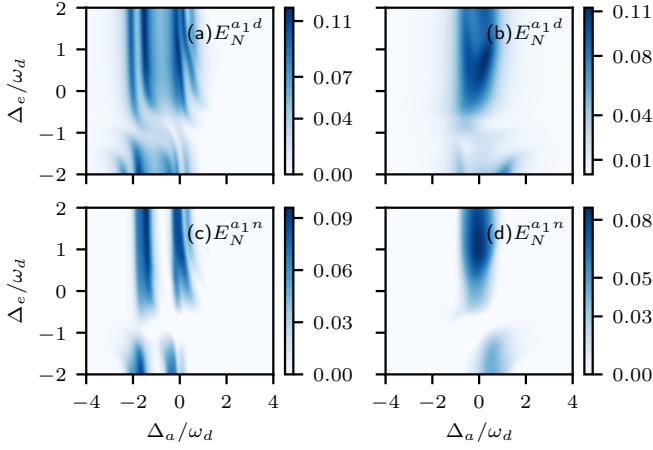


FIG. 5. Density plot of E_N^{a1d} and E_N^{a1n} versus normalized cavity detuning Δ_a/ω_d and ensemble detuning Δ_e/ω_d at $J = 0.8\omega_d$ and $\tilde{\Delta}_n = 0.9\omega_d$. In (a) and (c) $\Delta_a/\omega_d = \Delta_1/\omega_d = \Delta_2/\omega_d$. However, $\Delta_a/\omega_d = -\Delta_1/\omega_d = \Delta_2/\omega_d$ in (b) and (d).

as shown in Fig. 4(c)-(d). In both cases, we note that entanglement exists for a wider parameter space in symmetric detuning as compared to the non-symmetric detuning choice. Similar to E_N^{de} , E_N^{ne} is also significant around $\Delta_e \approx -\omega_d$ and $\tilde{\Delta}_n \approx 0.9\omega_d$. As a consequence, we can say that bipartite entanglement of modes involving atomic ensemble and YIG sphere is most remarkable when magnon is resonant with stokes band while ensemble is resonant with anti-stokes band.

Fig. 5 shows E_N^{a1d} and E_N^{a1n} as a function of normalized cavity detuning and ensemble detuning. For the first case [see Fig. 5(a)-(c)], E_N^{a1d} and E_N^{a1n} exists both around $\Delta_a \approx -2\omega_d$ and $\Delta_a \approx 0$. For the second case [see Fig. 5(b)-(d)], E_N^{a1d} and E_N^{a1n} are observable only near resonance frequency of both cavities. In contrast to E_N^{de} and E_N^{ne} , E_N^{a1d} and E_N^{a1n} are prominent when atomic ensemble is resonant with the anti-strokes band, i.e. at $\Delta_e \approx \omega_d$ and almost negligible at $\Delta_e = -\omega_d$ as depicted in Fig. 5.

Fig. 6 illustrates the dependence of cavity-1 photon-phonon entanglement (E_N^{a1d}) and cavity-1 photon-magnon entanglement (E_N^{a1n}) on cavity-cavity coupling strength J and cavity detuning Δ_a . We chose $\tilde{\Delta}_n = 0.9\omega_d$ and $\Delta_e = \omega_d$. As expected, the bipartite entanglement of these subsystems is non-existent in the absence of cavity-cavity coupling. For the symmetric cavity detuning [see Fig. 6(a)-(c)], entanglement first increases with increasing J around $\Delta_a \approx 0.5\omega_d$, but beyond a certain value of J further increase shifts the detuning region for optimal entanglement to the right and left of $\Delta_a \approx 0.5\omega_d$. However, for the non-symmetric detuning [see Fig. 6(b)-(d)] the trend is quite different. E_N^{a1d} and E_N^{a1n} increases with increasing coupling strength till a particular value of J . We note that the dependence on J varies when a different value of Δ_e and $\tilde{\Delta}_n$ is considered. For the given parameters, E_N^{a1d} first increases

as a function of J and then decreases, reaching a minimum at $J \approx 0.8\omega_d$ followed by an increasing trend up to $J \approx 1.5\omega_d$ and decreases afterwards, whereas E_N^{a1n} increases up to $J \approx \omega_d$ and gradually dies out thereafter. It is important to note that when E_N^{a1d} reaches the minimum around $J = 0.8\omega_d$, E_N^{a1n} has maximum value. The reason lies in the entanglement transfer between different subsystems, which is further elaborated in the following analysis.

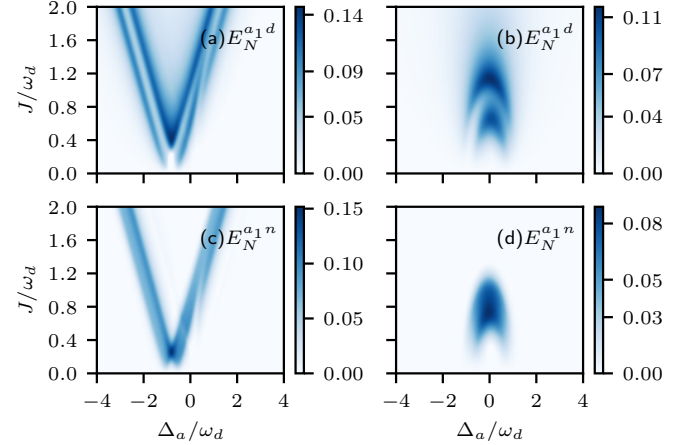


FIG. 6. Density plot of E_N^{a1d} and E_N^{a1n} versus normalized cavity detuning Δ_a/ω_d and coupling strength J/ω_d at $\tilde{\Delta}_n = 0.9\omega_d$ and $\Delta_e = \omega_d$. In (a) and (c) $\Delta_a/\omega_d = \Delta_1/\omega_d = \Delta_2/\omega_d$. However, $\Delta_a/\omega_d = -\Delta_1/\omega_d = \Delta_2/\omega_d$ in (b) and (d).

Henceforth, we set $-\Delta_1 = \Delta_2 = \Delta_a$ in our simulations. The role of J in the degree and dynamics of entanglement transfer between different subsystem is further elaborated in Fig. 7. At smaller J , there is a significant transfer of entanglement from E_N^{nd} to E_N^{a2d} and E_N^{a2n} around $\Delta_2 = -\omega_d$. This transfer not only decreases with increasing J , but there is also a corresponding decrease in the strength of E_N^{a2d} and E_N^{a2n} . This decrease accounts for the corresponding increase in E_N^{de} and E_N^{ne} . Another interesting feature is that at smaller J , maximum entanglement of E_N^{a2d} , E_N^{a2n} , E_N^{de} , and E_N^{ne} subsystems lie in the detuning region when cavity 1 is resonant with the blue sideband while cavity 2 is resonant with the red sideband. However, the peaks of E_N curves representing their entanglement gradually shifts from $\Delta_a \approx -\omega_d$ to $\Delta_a \approx 0$ as we move from $J = 0.4\omega_d$ to $J = 1.4\omega_d$ and the region for the existence of entanglement also broadens. Since we have considered $\Delta_e = -\omega_d$ in Fig. 7, E_N^{a1d} and E_N^{a1n} entanglement is quite weak in this parametric domain. Nonetheless, it is apparent that E_N^{a1d} and E_N^{a1n} entanglement also increases with increasing J .

Next, we present the results of our numerical simulations demonstrating the critical temperature (T_c) for E_N^{de} , E_N^{ne} , E_N^{a1d} , and E_N^{a1n} in Fig. 8. Entangled subsystems magnon-ensemble and phonon-ensemble exhibit the most robust entanglement against temperature, which can last up to 200 mK. On the other hand, cavity 1

photon-magnon entanglement can survive temperatures up to 170 mK. However, cavity 1 photon-phonon subsystem can sustain their entanglement at as high temperature as 180 mK. Each curve in Fig. 8 is plotted for an optimized set of parameter values given in Table II.

Subsystems	Δ_1	Δ_2	$\tilde{\Delta}_n$	Δ_e	J
$E_N^{a_1n}$	$-1.41 \omega_d$	$-0.68 \omega_d$	$-0.65 \omega_d$	$-1.63 \omega_d$	$0.35 \omega_d$
$E_N^{a_1d}$	$-0.04 \omega_d$	$0.85 \omega_d$	$0.77 \omega_d$	$0.99 \omega_d$	$1.28 \omega_d$
E_N^{ne}	$0.76 \omega_d$	$-0.52 \omega_d$	$0.77 \omega_d$	$-0.63 \omega_d$	$0.8 \omega_d$
E_N^{de}	$0.28 \omega_d$	$-0.84 \omega_d$	$0.6 \omega_d$	$-1.07 \omega_d$	$1.06 \omega_d$

TABLE II. Optimized parameters for $E_N^{a_1n}$, $E_N^{a_1d}$, E_N^{ne} , and E_N^{de} used in Fig. 8.

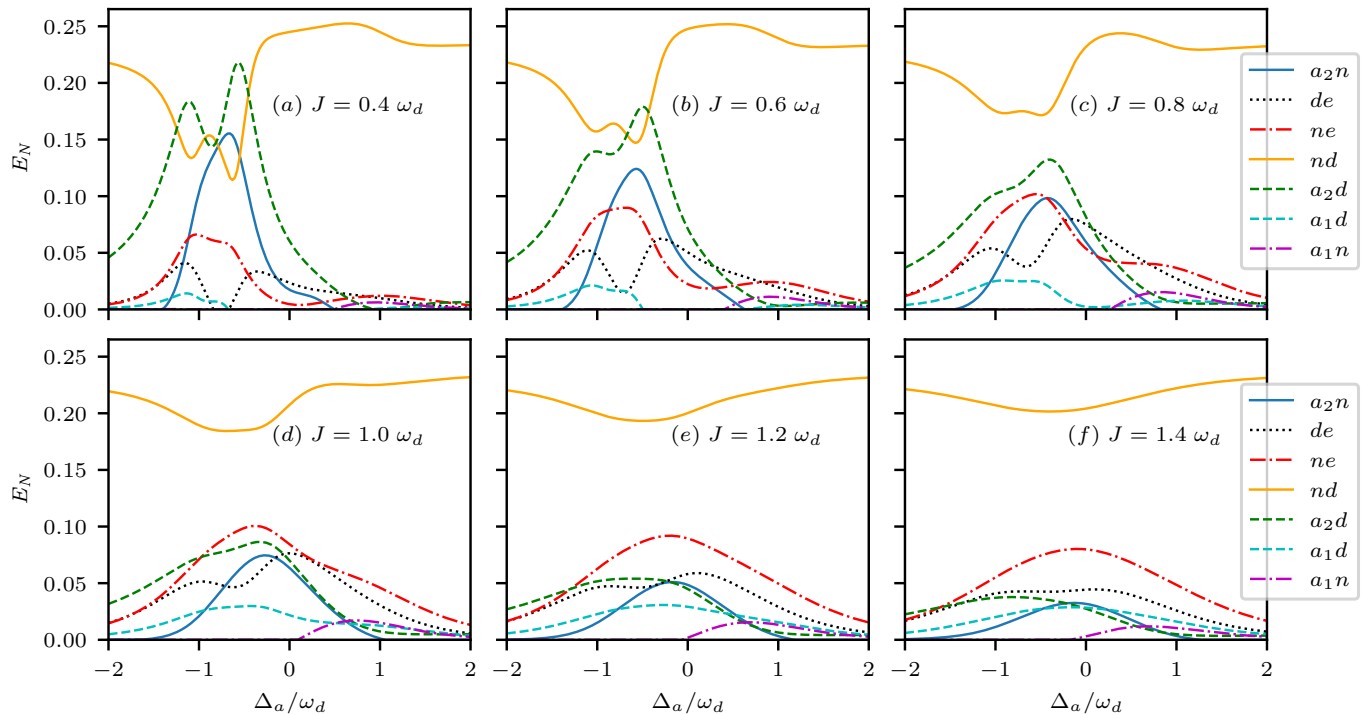


FIG. 7. Line plot illustrating the effect of cavity-cavity coupling rate J against cavity detuning $\Delta_a/\omega_d = -\Delta_1/\omega_d = \Delta_2/\omega_d$ on bipartite entanglement of cavity 2 photon-magnon (a_2n), phonon-ensemble (de), magnon-ensemble (ne), magnon-phonon (nd), cavity 2 photon-phonon (a_2d), cavity 1 photon-phonon (a_1d), and cavity 1 photon-magnon (a_1n) varied in regular intervals from $J = 0.4 \omega_d$ to $J = 1.4 \omega_d$ in (a)-(f) at $\tilde{\Delta}_n = 0.9 \omega_d$ and $\Delta_e = -\omega_d$.

It is important to find how the strength of cavity-cavity coupling J impacts the robustness of distant entanglement against temperature. In Fig. 9, we present density plots of E_N^{de} , E_N^{ne} , $E_N^{a_1d}$, and $E_N^{a_1n}$ as a function of temperature T and cavity-cavity coupling J . We infer from Fig. 9 that T_c for the existence of entanglement varies with J . The maximum value of J corresponding to maximal E_N^{de} [see Fig. 9(a)], E_N^{ne} [see Fig. 9(b)], $E_N^{a_1d}$ [see Fig. 9(c)], and $E_N^{a_1n}$ [see Fig. 9(d)] is $1.2 \omega_d$, $0.8 \omega_d$, $1.28 \omega_d$, and $0.35 \omega_d$, respectively. We observe that T_c is maximum corresponding to J for which the degree of entanglement is maximal. Hence, we can say T_c can be increased through a proper choice of parameters.

Apart from bipartite entanglement of different subsystems in coupled magnomechanical system, we show that genuine tripartite entanglement can also be real-

ized for indirectly coupled subsystems. The same micromechanical system without cavity 1 was recently considered by Jie Li *et al.* [25] in which they showed that the tripartite magnon-phonon-photon entanglement exists when $\tilde{\Delta}_n \simeq 0.9 \omega_d$ (stokes sideband) and $\Delta_a \simeq \omega_d$ (anti-stokes sideband). In the coupled magnomechanical system, we consider magnon-phonon-ensemble (nde) and cavity-1 photon-phonon-magnon (a_1dn) tripartite subsystems and plot the minimum of the residual contangle in Fig. 10 as a function of normalized detuning Δ_a/ω_d . Both these entanglements nde and a_1dn exist for a significant range of cavity field detuning with maximum values near resonant frequency. Interestingly, cavity-1 photon-phonon-magnon entanglement has approximately the same degree of entanglement as found in single cavity case [25].

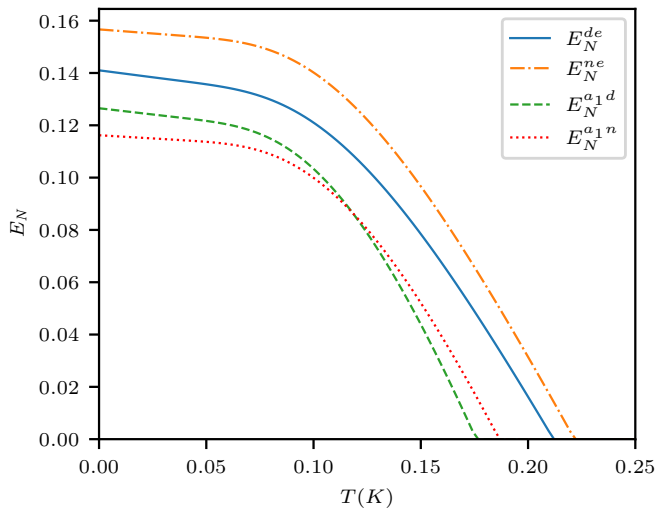


FIG. 8. Line plots for E_N^{de} , E_N^{ne} , $E_N^{a_1 d}$, and $E_N^{a_1 n}$ as a function of temperature each considered at the optimized value of cavity detuning Δ_a , effective magnon detuning $\tilde{\Delta}_n$, ensemble detuning Δ_e , and cavity-cavity coupling rate J as shown in Table II.

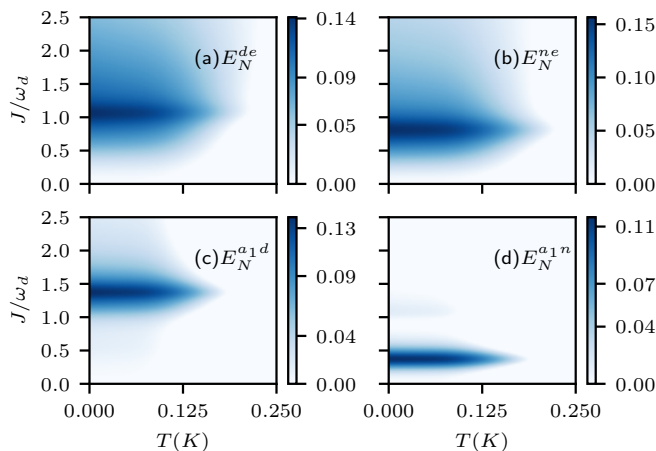


FIG. 9. Density plot of (a) E_N^{de} , (b) E_N^{ne} (c) $E_N^{a_1 d}$, and (d) $E_N^{a_1 n}$ as a function of temperature T and normalized coupling rate J/ω_d . Other parameters are optimized as shown in Table II.

In the coupled cavity scheme, further investigations may incorporate the inclusion of cross-Kerr non-linearity [56], exploration of entanglement dynamics in ultra-strong coupling regime [57], study of Einstein-Podolsky-Rosen (EPR) steering [58], and the introduction of optical parametric amplifier(OPA) to widen the parametric regime for entanglement [59]. Furthermore, the noise induced decoherence can be curtailed by purification and entan-

glement concentration in a practical long-distance quantum communication network [60, 61].

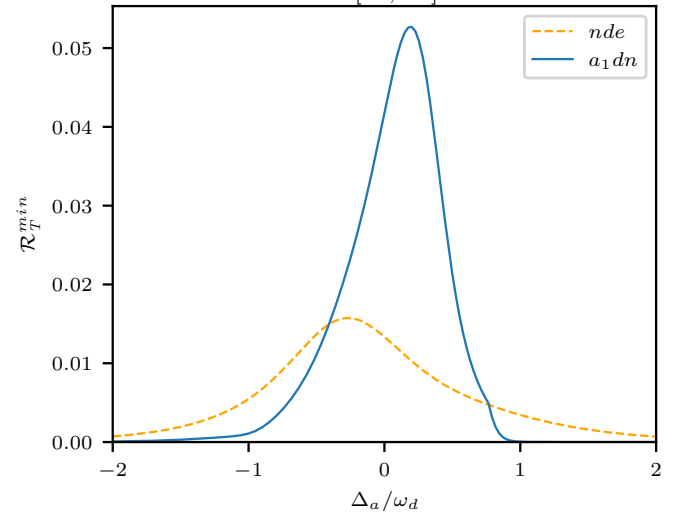


FIG. 10. Tripartite entanglement of cavity 1 photon-magnon-phonon ($a_1 dn$) and ensemble-magnon-phonon (nde) modes as a function of $\Delta_a/\omega_d = -\Delta_1/\omega_d = \Delta_2/\omega_d$ at $\Delta_e = 2\omega_d$, $\tilde{\Delta}_n = 0.25\omega_d$ for $a_1 dn$ and $\Delta_e = -0.5\omega_d$, $\tilde{\Delta}_n = 0.65\omega_d$ for nde tripartite subsystems. Cavity-cavity coupling strength is $J = \omega_d$.

IV. CONCLUSION

We have suggested a potential scheme consisting of two microwave cavities coupled to each other housing an atomic ensemble and a YIG sphere. We have investigated continuous variable entanglement between disparate physical systems. We have shown that bipartite entanglement between ensemble, phonon, and magnon modes not only exists, but it can sustain itself up to 200 mK temperature, corresponding to a proper choice of experimentally feasible parameters. In addition, photon and magnon modes can also be entangled with cavity-1 photons and their entanglement is robust against temperature of about 170 mK. Furthermore, we have demonstrated parameters for which significant tripartite entanglement of magnon-phonon-ensemble and cavity-1 photon-phonon-magnon subsystems exist. Hence, we conclude that both the bipartite and tripartite entanglement between indirectly coupled systems are found to be substantial in our proposed setup. Moreover, cavity-cavity coupling strength plays a key role in the degree of entanglement as well as the range of parameters in which it subsists. This scheme may prove to be significant for processing continuous variable quantum information in quantum memory protocols.

[1] R. Horodecki, P. Horodecki, M. Horodecki, and K. Horodecki, Quantum entanglement, *Reviews of Modern Physics* **81**, 865 (2009).

ern Physics **81**, 865 (2009).

- [2] F. Fröwis, P. Sekatski, W. Dür, N. Gisin, and N. Sangouard, Macroscopic quantum states: Measures, fragility, and implementations, *Rev. Mod. Phys.* **90**, 025004 (2018).
- [3] H. J. Kimble, The quantum internet, *Nature* **453**, 1023 (2008).
- [4] C. Simon, Towards a global quantum network, *Nature Photon* **11**, 678 (2017).
- [5] C. B. Møller, R. A. Thomas, G. Vasilakis, E. Zeuthen, Y. Tsaturyan, M. Balabas, K. Jensen, A. Schliesser, K. Hammerer, and E. S. Polzik, Quantum back-action-evading measurement of motion in a negative mass reference frame, *Nature* **547**, 191 (2017).
- [6] M. Lukin, M. Fleischhauer, and A. Imamoglu, Quantum Information Processing Based on Cavity QED with Mesoscopic Systems, in *Directions in Quantum Optics*, edited by H. J. Carmichael, R. J. Glauber, and M. O. Scully (Springer Berlin Heidelberg, Berlin, Heidelberg, 2001).
- [7] M. Aspelmeyer, T. J. Kippenberg, and F. Marquardt, Cavity optomechanics, *Rev. Mod. Phys.* **86**, 1391 (2014).
- [8] I. Favero and F. Marquardt, Focus on optomechanics, *New Journal of Physics* **16**, 085006 (2014).
- [9] I. Favero and K. Karrai, Optomechanics of deformable optical cavities, *Nature Photonics* **3**, 201 (2009).
- [10] P. Meystre, A short walk through quantum optomechanics, *Annalen der Physik* **525**, 215 (2013).
- [11] Y.-D. Wang and A. A. Clerk, Using dark modes for high-fidelity optomechanical quantum state transfer, *New Journal of Physics* **14**, 105010 (2012).
- [12] A. Mari and J. Eisert, Opto- and electro-mechanical entanglement improved by modulation, *New Journal of Physics* **14**, 075014 (2012).
- [13] N. Sangouard, C. Simon, H. de Riedmatten, and N. Gisin, Quantum repeaters based on atomic ensembles and linear optics, *Rev. Mod. Phys.* **83**, 33 (2011).
- [14] Y. Tabuchi, S. Ishino, T. Ishikawa, R. Yamazaki, K. Usami, and Y. Nakamura, Hybridizing Ferromagnetic Magnons and Microwave Photons in the Quantum Limit, *Phys. Rev. Lett.* **113**, 083603 (2014).
- [15] H. Huebl, C. W. Zollitsch, J. Lotze, F. Hocke, M. Greifenstein, A. Marx, R. Gross, and S. T. B. Goennenwein, High Cooperativity in Coupled Microwave Resonator Ferrimagnetic Insulator Hybrids, *Phys. Rev. Lett.* **111**, 127003 (2013).
- [16] L. Wang, Z. Lu, X. Zhao, W. Zhang, Y. Chen, Y. Tian, S. Yan, L. Bai, and M. Harder, Magnetization coupling in a YIG/GGG structure, *Phys. Rev. B* **102**, 144428 (2020).
- [17] M. Goryachev, W. G. Farr, D. L. Creedon, Y. Fan, M. Kostylev, and M. E. Tobar, High-Cooperativity Cavity QED with Magnons at Microwave Frequencies, *Phys. Rev. Applied* **2**, 054002 (2014).
- [18] L. Bai, M. Harder, Y. Chen, X. Fan, J. Xiao, and C.-M. Hu, Spin Pumping in Electrodynamically Coupled Magnon-Photon Systems, *Phys. Rev. Lett.* **114**, 227201 (2015).
- [19] R. Hisatomi, A. Osada, Y. Tabuchi, T. Ishikawa, A. Noguchi, R. Yamazaki, K. Usami, and Y. Nakamura, Bidirectional conversion between microwave and light via ferromagnetic magnons, *Phys. Rev. B* **93**, 174427 (2016).
- [20] A. Osada, R. Hisatomi, A. Noguchi, Y. Tabuchi, R. Yamazaki, K. Usami, M. Sadgrove, R. Yalla, M. Nomura, and Y. Nakamura, Cavity Optomagnonics with Spin-Orbit Coupled Photons, *Phys. Rev. Lett.* **116**, 223601 (2016).
- [21] J. Haigh, A. Nunnenkamp, A. Ramsay, and A. Ferguson, Triple-Resonant Brillouin Light Scattering in Magneto-Optical Cavities, *Phys. Rev. Lett.* **117**, 133602 (2016).
- [22] D. Lachance-Quirion, Y. Tabuchi, S. Ishino, A. Noguchi, T. Ishikawa, R. Yamazaki, and Y. Nakamura, Resolving quanta of collective spin excitations in a millimeter-sized ferromagnet, *Science Advances* **3**, e1603150 (2017).
- [23] Y.-P. Wang, G.-Q. Zhang, D. Zhang, T.-F. Li, C.-M. Hu, and J. You, Bistability of Cavity Magnon Polaritons, *Phys. Rev. Lett.* **120**, 057202 (2018).
- [24] Y. Tabuchi, S. Ishino, A. Noguchi, T. Ishikawa, R. Yamazaki, K. Usami, and Y. Nakamura, Coherent coupling between a ferromagnetic magnon and a superconducting qubit, *Science* **349**, 405 (2015).
- [25] J. Li, S.-Y. Zhu, and G. Agarwal, Magnon-Photon-Phonon Entanglement in Cavity Magnomechanics, *Phys. Rev. Lett.* **121**, 203601 (2018).
- [26] J. Li and S.-Y. Zhu, Entangling two magnon modes via magnetostrictive interaction, *New J. Phys.* **21**, 085001 (2019).
- [27] W.-J. Wu, Y.-P. Wang, J.-Z. Wu, J. Li, and J. Q. You, Remote magnon entanglement between two massive ferrimagnetic spheres via cavity optomagnonics, *Phys. Rev. A* **104**, 023711 (2021).
- [28] C.-X. Ning and M. Yin, Entangling magnon and superconducting qubit by using a two-mode squeezed-vacuum microwave field, *J. Opt. Soc. Am. B, JOSAB* **38**, 3020 (2021).
- [29] N. Wang, Z.-B. Yang, S.-Y. li, Y.-L. Tong, and A.-D. Zhu, Nonreciprocal transmission and asymmetric entanglement induced by magnetostriction in a cavity magnomechanical system, *Eur. Phys. J. Plus* **137**, 422 (2022).
- [30] Y.-l. Ren, J.-k. Xie, X.-k. Li, S.-l. Ma, and F.-l. Li, Long-range generation of a magnon-magnon entangled state, *Phys. Rev. B* **105**, 094422 (2022).
- [31] Y. Chen, Macroscopic quantum mechanics: theory and experimental concepts of optomechanics, *J. Phys. B: At. Mol. Opt. Phys.* **46**, 104001 (2013).
- [32] C. Joshi, J. Larson, M. Jonson, E. Andersson, and P. Öhberg, Entanglement of distant optomechanical systems, *Phys. Rev. A* **85**, 033805 (2012).
- [33] U. Akram, W. Munro, K. Nemoto, and G. J. Milburn, Photon-phonon entanglement in coupled optomechanical arrays, *Phys. Rev. A* **86**, 042306 (2012).
- [34] W. Ge, M. Al-Amri, H. Nha, and M. S. Zubairy, Entanglement of movable mirrors in a correlated-emission laser, *Phys. Rev. A* **88**, 022338 (2013).
- [35] J.-Q. Liao, Q.-Q. Wu, and F. Nori, Entangling two macroscopic mechanical mirrors in a two-cavity optomechanical system, *Phys. Rev. A* **89**, 014302 (2014).
- [36] C.-H. Bai, D.-Y. Wang, H.-F. Wang, A.-D. Zhu, and S. Zhang, Robust entanglement between a movable mirror and atomic ensemble and entanglement transfer in coupled optomechanical system, *Scientific Reports* **6**, 33404 (2016).
- [37] G. Li, W. Nie, Y. Wu, Q. Liao, A. Chen, and Y. Lan, Manipulating the steady-state entanglement via three-level atoms in a hybrid levitated optomechanical system, *Physical Review A* **102**, 063501 (2020).
- [38] H. Ian, Z. R. Gong, Y.-x. Liu, C. P. Sun, and F. Nori, Cavity optomechanical coupling assisted by an atomic gas, *Physical Review A* **78**, 013824 (2008).

- [39] L. Zhou, Y. Han, J. Jing, and W. Zhang, Entanglement of nanomechanical oscillators and two-mode fields induced by atomic coherence, *Physical Review A* **83**, 052117 (2011).
- [40] C. Genes, D. Vitali, and P. Tombesi, Emergence of atom-light-mirror entanglement inside an optical cavity, *Phys. Rev. A* **77**, 050307 (2008).
- [41] J. Hald, J. L. Sørensen, C. Schori, and E. S. Polzik, Spin Squeezed Atoms: A Macroscopic Entangled Ensemble Created by Light, *Phys. Rev. Lett.* **83**, 1319 (1999).
- [42] X. Zhang, C.-L. Zou, L. Jiang, and H. X. Tang, Cavity magnomechanics, *Science Advances* **2**, e1501286 (2016).
- [43] S.-B. Zheng, Generation of atomic and field squeezing by adiabatic passage and symmetry breaking, *Phys. Rev. A* **86**, 013828 (2012).
- [44] T. Holstein and H. Primakoff, Field Dependence of the Intrinsic Domain Magnetization of a Ferromagnet, *Phys. Rev.* **58**, 1098 (1940).
- [45] K. Hammerer, A. S. Sørensen, and E. S. Polzik, Quantum interface between light and atomic ensembles, *Rev. Mod. Phys.* **82**, 1041 (2010).
- [46] X. Zhang, C.-L. Zou, L. Jiang, and H. X. Tang, Strongly Coupled Magnons and Cavity Microwave Photons, *Phys. Rev. Lett.* **113**, 156401 (2014).
- [47] A. A. Clerk, M. H. Devoret, S. M. Girvin, F. Marquardt, and R. J. Schoelkopf, Introduction to quantum noise, measurement, and amplification, *Rev. Mod. Phys.* **82**, 1155 (2010).
- [48] C. Genes, A. Mari, P. Tombesi, and D. Vitali, Robust entanglement of a micromechanical resonator with output optical fields, *Phys. Rev. A* **78**, 032316 (2008), publisher: American Physical Society.
- [49] E. X. DeJesus and C. Kaufman, Routh-Hurwitz criterion in the examination of eigenvalues of a system of nonlinear ordinary differential equations, *Phys. Rev. A* **35**, 5288 (1987).
- [50] H. D. Unbehauen, *Control Systems, Robotics and Automation - Volume XII: Nonlinear, Distributed, and Time Delay Systems-I* (EOLSS Publications, 2009).
- [51] M. B. Plenio, Logarithmic Negativity: A Full Entanglement Monotone That is not Convex, *Physical Review Letters* **95**, 090503 (2005).
- [52] G. Vidal and R. F. Werner, Computable measure of entanglement, *Phys. Rev. A* **65**, 032314 (2002).
- [53] R. Simon and P. Horodecki, Separability Criterion for Continuous Variable Systems, *Phys. Rev. Lett.* **84**, 2726 (2000).
- [54] G. Adesso and F. Illuminati, Continuous variable tangle, monogamy inequality, and entanglement sharing in Gaussian states of continuous variable systems, *New J. Phys.* **8**, 15 (2006).
- [55] V. Coffman, J. Kundu, and W. K. Wootters, Distributed entanglement, *Physical Review A* **61**, 052306 (2000).
- [56] Y.-B. Sheng, F.-G. Deng, and H.-Y. Zhou, Efficient polarization-entanglement purification based on parametric down-conversion sources with cross-Kerr nonlinearity, *Phys. Rev. A* **77**, 042308 (2008).
- [57] Y. S. Teo and J. Gong, Double Rabi model in the ultra-strong coupling regime: entanglement and chaos beyond the rotating wave approximation, *J. Phys. B: At. Mol. Opt. Phys.* **46**, 235504 (2013).
- [58] H. Tan and J. Li, Einstein-Podolsky-Rosen entanglement and asymmetric steering between distant macroscopic mechanical and magnonic systems, *Phys. Rev. Research* **3**, 013192 (2021).
- [59] B. Hussain, S. Qamar, and M. Irfan, Entanglement enhancement in cavity magnomechanics by an optical parametric amplifier, *Phys. Rev. A* **105**, 063704 (2022).
- [60] C. H. Bennett, G. Brassard, S. Popescu, B. Schumacher, J. A. Smolin, and W. K. Wootters, Purification of Noisy Entanglement and Faithful Teleportation via Noisy Channels, *Phys. Rev. Lett.* **76**, 722 (1996).
- [61] T. Yamamoto, M. Koashi, and N. Imoto, Concentration and purification scheme for two partially entangled photon pairs, *Phys. Rev. A* **64**, 012304 (2001).