

Comparing Singlet Testing Schemes

George Cowperthwaite¹ and Adrian Kent^{1,2}

¹*Centre for Quantum Information and Foundations, DAMTP,
Centre for Mathematical Sciences, University of Cambridge,
Wilberforce Road, Cambridge, CB3 0WA, United Kingdom*

²*Perimeter Institute for Theoretical Physics, 31 Caroline Street North, Waterloo, ON N2L 2Y5, Canada.*

We compare schemes for testing whether two parties share a two-qubit singlet state. The first, standard, scheme tests Braunstein-Caves (or CHSH) inequalities, comparing the correlations of local measurements drawn from a fixed finite set against the quantum predictions for a singlet. The second, alternative, scheme tests the correlations of local measurements, drawn randomly from the set of those that are θ -separated on the Bloch sphere, against the quantum predictions. We formulate each scheme as a hypothesis test and then evaluate the test power in a number of adversarial scenarios involving an eavesdropper altering or replacing the singlet qubits. We find the ‘random measurement’ test to be superior in most natural scenarios.

I. INTRODUCTION

Many quantum information protocols require two parties (Alice and Bob) to share a two-qubit singlet state

$$|\Psi^-\rangle = \frac{1}{\sqrt{2}}(|01\rangle - |10\rangle), \quad (1)$$

where Alice holds the first qubit and Bob the second. We assume that Alice and Bob are separated and the singlet is created either by Alice or by a source separated from both, before each qubit is transmitted to the respective party. An adversarial third party (Eve) may intercept the qubits during transmission and alter them, either to obtain information or to disrupt the protocol.

In this paper, we consider four different scenarios:

1. Single qubit intercept-resend attack: Eve intercepts Bob’s qubit, performs a local projective measurement, notes the outcome and sends the post-measurement state on to Bob. This could occur in a setting where Alice creates the singlet and transmits a qubit to Bob.
2. Bipartite state transformation: Eve intercepts both qubits and performs some quantum operation on them, replacing the singlet by some other two-qubit state that is sent to Alice and Bob.
3. LHV replacement: Eve replaces the singlet with some non-quantum system chosen so that Alice’s and Bob’s measurement outcomes are determined by local hidden variables instead of quantum entanglement.
4. Noisy quantum channel: described by a physically natural noise model (hence a special case of scenario 2, if we consider the noise as due to Eve). This alters the singlet state as it is transmitted to Alice and Bob.

Eve’s attacks may give her some advantages in disrupting or obtaining information from the protocol, but we

do not discuss these. Rather, we focus on the extent to which Alice and Bob can detect these attacks.

We consider two different types of scheme which Alice and Bob may use to test the purported singlet:

- Braunstein-Caves test: testing the Braunstein-Caves inequality [1] with a specific set of N measurement choices for which the singlet uniquely induces the maximum violation [2]. We often focus in particular on the $N = 2$ case, the CHSH inequality [3], for which self-testing schemes have been extensively studied (e.g. [4–7]).
- Random measurement test: Alice and Bob choose random local projective measurements constrained to have a fixed separation angle on the Bloch sphere [8] and calculate the anti-correlation of their measurement outcomes. For a wide range of angles, this is uniquely maximized by the singlet.

II. BRAUNSTEIN-CAVES SINGLET TEST

A. Preliminaries

Alice and Bob wish to test whether they share a two-qubit singlet. It is possible that they instead share a non-quantum system governed by a local hidden variable theory (see Section IV/C) or a more complex quantum system with further degrees of freedom. However we start by assuming the parties are confident they share a (potentially mixed) two-qubit state ρ_{AB} . To start the test, Alice and Bob use an authenticated channel to fix a parameter $N \geq 2$ and uniformly randomly generate a projective measurement pair (A, B) from the set

$$\{(a_k, b_k)\}_{k=0}^{N-1} \cup \{(a_{k+1}, b_k)\}_{k=0}^{N-2} \cup \{(a_0, b_{N-1})\}, \quad (2)$$

where

$$a_k = \{|m_{k\pi/2N}\rangle, |m_{k\pi/2N+\pi/2}\rangle\}, \quad (3)$$

$$b_k = \{|m_{(2k+1)\pi/4N}\rangle, |m_{(2k+1)\pi/4N+\pi/2}\rangle\}, \quad (4)$$

with $|m_\theta\rangle = \cos\theta|0\rangle + \sin\theta|1\rangle$ and outcomes are labelled $\{1, -1\}$ respectively.

Next, Alice and Bob perform measurements A and B respectively on their qubit and store their outcomes as O_A and O_B respectively. They compute the quantity

$$\hat{C} = \begin{cases} -O_A O_B & \text{when } \{A, B\} = \{(a_0, b_{N-1})\} \\ O_A O_B & \text{otherwise} \end{cases} \quad (5)$$

through an authenticated classical channel. We call \hat{C} the ‘Braunstein-Caves sample’, as it possesses properties derived from the Braunstein-Caves inequality [1].

\hat{C} takes outcomes $\{1, -1\}$, so it follows a shifted Bernoulli distribution. The expected value of \hat{C} resulting from a uniformly random choice of measurement bases (A, B) and application of those measurements is

$$E[\hat{C}] = \frac{1}{2N} \left(\sum_{k=0}^{N-1} E[a_k, b_k] + \sum_{k=0}^{N-2} E[a_{k+1}, b_k] - E[a_0, b_{N-1}] \right), \quad (6)$$

with $E[x, y]$ defined as the expected correlation between Alice and Bob’s measurement outcomes for choices $(A, B) = (x, y)$. The expectation is bounded [2] for quantum states by

$$|E[\hat{C}]| \leq \cos\left(\frac{\pi}{2N}\right) \quad (7)$$

and it is known [2] that the singlet achieves this bound.

As we review below, for the measurement choices defined in (3) and (4), the singlet *uniquely* achieves the minimum expectation $-\cos(\pi/2N)$. Any other state thus produces a detectable deviation in the sample mean of \hat{C} , given a large enough sample size, assuming perfect measurements.

B. Calculating $E[\hat{C}]$ for ρ_{AB}

If Alice and Bob each utilise local projective measurements, a general combined measurement basis can be described by

$$\begin{aligned} & \{|m_\theta\rangle|m_\phi\rangle, |m_{\theta+\frac{\pi}{2}}\rangle|m_{\phi+\frac{\pi}{2}}\rangle, \\ & |m_\theta\rangle|m_{\phi+\frac{\pi}{2}}\rangle, |m_{\theta+\frac{\pi}{2}}\rangle|m_\phi\rangle\} \end{aligned} \quad (8)$$

where $|m_\theta\rangle = \cos\theta|0\rangle + \sin\theta|1\rangle$, with the first two results corresponding to correlated outcomes and the final two results corresponding to anticorrelated outcomes.

Define $a_{ijpq} = \langle ij|\rho_{AB}|pq\rangle$ for $i, j, p, q \in \{0, 1\}$. The expected correlation between outcomes of measurement $\{|m_\theta\rangle, |m_{\theta+\frac{\pi}{2}}\rangle\}$ on Alice’s qubit and $\{|m_\phi\rangle, |m_{\phi+\frac{\pi}{2}}\rangle\}$ on

Bob’s qubit is given by

$$\begin{aligned} & E[\{|m_\theta\rangle, |m_{\theta+\frac{\pi}{2}}\rangle, \{|m_\phi\rangle, |m_{\phi+\frac{\pi}{2}}\rangle\}] \\ & = P(\text{outcomes same}) - P(\text{outcomes differ}) \\ & = 2P(\text{outcomes same}) - 1 \\ & = 2\langle m_\phi|\langle m_\theta|\rho_{AB}|m_\theta\rangle|m_\phi\rangle|^2 \\ & \quad + 2\langle m_{\phi+\frac{\pi}{2}}|\langle m_{\theta+\frac{\pi}{2}}|\rho_{AB}|m_{\theta+\frac{\pi}{2}}\rangle|m_{\phi+\frac{\pi}{2}}\rangle|^2 - 1 \quad (9) \\ & = \cos 2\theta \cos 2\phi (a_{0000} + a_{1111} - a_{0101} - a_{1010}) \\ & \quad + 2\cos 2\theta \sin 2\phi \cdot \text{Re}(a_{0001} - a_{1011}) \\ & \quad + 2\sin 2\theta \cos 2\phi \cdot \text{Re}(a_{0010} - a_{0111}) \\ & \quad + 2\sin 2\theta \sin 2\phi \cdot \text{Re}(a_{0011} + a_{0110}). \end{aligned}$$

Thus by utilising values of θ, ϕ corresponding to the measurements in (3) and (4), quantity (6) evaluates as

$$\begin{aligned} E[\hat{C}] & = \frac{1}{2N} \left(\sum_{k=0}^{N-1} E[a_k, b_k] + \sum_{k=0}^{N-2} E[a_{k+1}, b_k] - E[a_0, b_{N-1}] \right) \\ & = \frac{1}{2} \cos\left(\frac{\pi}{2N}\right) (a_{0000} + a_{1111} - a_{0101} - a_{1010}) \\ & \quad + \cos\left(\frac{\pi}{2N}\right) \text{Re}(a_{0011} + a_{0110}) \\ & = \cos\left(\frac{\pi}{2N}\right) (\langle \Phi^+|\rho_{AB}|\Phi^+\rangle - \langle \Psi^-|\rho_{AB}|\Psi^-\rangle), \end{aligned} \quad (10)$$

where $|\Phi^+\rangle = \frac{1}{\sqrt{2}}(|00\rangle + |11\rangle)$ and $|\Psi^-\rangle = \frac{1}{\sqrt{2}}(|01\rangle - |10\rangle)$.

Clearly, the minimum of $E[\hat{C}]$ is uniquely attained by the singlet.

III. RANDOM MEASUREMENT SINGLET TEST

A. Preliminaries

Alice and Bob wish to test whether they share a two-qubit singlet. Again, we start by assuming the parties are confident they share a (potentially mixed) two-qubit state ρ_{AB} . Alice uniformly randomly generates a projective qubit measurement

$$\{|\psi_A\rangle, |\psi_A^\perp\rangle\}, \quad (11)$$

corresponding to outcomes $\{1, -1\}$ and, likewise, Bob uniformly randomly generates a projective qubit measurement

$$\{|\psi_B\rangle, |\psi_B^\perp\rangle\}, \quad (12)$$

from a set with the defining restriction that $|\psi_A\rangle$ and $|\psi_B\rangle$ must be separated by angle θ on the Bloch sphere, such that $|\langle \psi_A|\psi_B\rangle| = \cos\theta$ with $\theta \in [0, \pi/2]$. This separation can be achieved in many ways: for example, Alice and Bob could share a list of pre-agreed measurements or Bob could delay his measurement choice until Alice has made and communicated hers. The optimal method of achieving this depends on the parent protocol within

which the shared singlet is required. For example, pre-sharing of measurement choices may not be motivated in a key generation scheme, as a one-time pad could be pre-shared instead with similar resources.

Next, Alice and Bob perform their chosen measurements on their qubit and compute the product of their outcomes through an authenticated classical channel to obtain

$$\hat{O} = O_A O_B, \quad (13)$$

where O_A and O_B are the outcomes of Alice and Bob's measurements respectively. We call \hat{O} the 'random measurement sample'.

\hat{O} takes outcomes $\{1, -1\}$, so it follows a shifted Bernoulli distribution. The expected value of \hat{O} resulting from a uniformly random choice of θ separated measurement bases on the Bloch sphere and application of those measurements is denoted by $E[\hat{O}]$.

It will be shown that, for this test, the singlet uniquely attains the minimum expectation $-\cos\theta$. Any other state would produce a significant deviation in the sample mean of \hat{O} , given a large enough sample size.

B. Relation between $|\psi_A\rangle$ and $|\psi_B\rangle$

If $|\psi_A\rangle$ and $|\psi_B\rangle$ are separated by angle θ on the Bloch sphere, they are related by

$$\begin{aligned} |\psi_B\rangle &= U_{|\psi_A\rangle} P(\alpha) R(\theta/2) |0\rangle, \\ |\psi_B^\perp\rangle &= U_{|\psi_A\rangle} P(\alpha) R(\theta/2) |1\rangle, \end{aligned} \quad (14)$$

for some $\alpha \in [0, 2\pi)$, where $U_{|\psi_A\rangle} = |\psi_A\rangle\langle 0| + |\psi_A^\perp\rangle\langle 1|$ is a unitary transformation and

$$P(\alpha) = \begin{pmatrix} 1 & 0 \\ 0 & e^{i\alpha} \end{pmatrix}, \quad R(\theta/2) = \begin{pmatrix} \cos(\theta/2) & -\sin(\theta/2) \\ \sin(\theta/2) & \cos(\theta/2) \end{pmatrix}, \quad (15)$$

in the computational basis. Thus

$$\begin{aligned} |\psi_B\rangle &= \langle 0|P(\alpha)R(\theta/2)|0\rangle|\psi_A\rangle + \langle 1|P(\alpha)R(\theta/2)|0\rangle|\psi_A^\perp\rangle, \\ |\psi_B^\perp\rangle &= \langle 0|P(\alpha)R(\theta/2)|1\rangle|\psi_A\rangle + \langle 1|P(\alpha)R(\theta/2)|1\rangle|\psi_A^\perp\rangle. \end{aligned} \quad (16)$$

C. $E_{AB}[\hat{O}]$ for fixed pair of measurements

For ease of notation, define the following product states

$$\begin{aligned} |\psi_{AA}\rangle &= |\psi_A\rangle|\psi_A\rangle & |\psi_{AA}^\perp\rangle &= |\psi_A^\perp\rangle|\psi_A^\perp\rangle, \\ |\psi_{A^+A}\rangle &= |\psi_A^\perp\rangle|\psi_A\rangle & |\psi_{AA^+}\rangle &= |\psi_A\rangle|\psi_A^\perp\rangle, \\ |\psi_{AB}\rangle &= |\psi_A\rangle|\psi_B\rangle & |\psi_{AB}^\perp\rangle &= |\psi_A^\perp\rangle|\psi_B^\perp\rangle. \end{aligned} \quad (17)$$

Let $E_{AB}[\hat{O}]$ be the expected measurement correlation

for a fixed choice of $|\psi_A\rangle$ and $|\psi_B\rangle$. Then

$$\begin{aligned} E_{AB}[\hat{O}] &= P[\hat{O} = 1] - P[\hat{O} = -1] \\ &= 2P[\hat{O} = 1] - 1 \\ &= 2\langle\psi_{AB}|\rho_{AB}|\psi_{AB}\rangle + 2\langle\psi_{AB}^\perp|\rho_{AB}|\psi_{AB}^\perp\rangle - 1. \end{aligned} \quad (18)$$

Using the expressions for $|\psi_B\rangle$ in (16) to evaluate each term individually

$$\begin{aligned} E_{AB}[\hat{O}] &= 2\cos^2(\theta/2)\langle\psi_{AA}|\rho_{AB}|\psi_{AA}\rangle \\ &\quad + 2\sin^2(\theta/2)\langle\psi_{AA^+}|\rho_{AB}|\psi_{AA^+}\rangle \\ &\quad + 2\text{Re}[e^{i\alpha}\sin(\theta)\langle\psi_{AA}|\rho_{AB}|\psi_{AA^+}\rangle] \\ &\quad + 2\cos^2(\theta/2)\langle\psi_{AA}^\perp|\rho_{AB}|\psi_{AA}^\perp\rangle \\ &\quad + 2\sin^2(\theta/2)\langle\psi_{A^+A}|\rho_{AB}|\psi_{A^+A}\rangle \\ &\quad - 2\text{Re}[e^{i\alpha}\sin(\theta)\langle\psi_{AA}^\perp|\rho_{AB}|\psi_{A^+A}\rangle] - 1. \end{aligned} \quad (19)$$

D. $E_A[\hat{O}]$ for a fixed Alice measurement

For a fixed measurement choice for Alice, the expected correlation $E_A[\hat{O}]$ over all Bob's possible measurement choices is found by integrating over α in $[0, \pi]$. The integrals of $e^{i\alpha}$ and $e^{-i\alpha}$ vanish over this interval, hence

$$\begin{aligned} E_A[\hat{O}] &= \frac{1}{\pi} \int_0^\pi E_{AB}[\hat{O}] d\alpha \\ &= 2\cos^2(\theta/2)[\langle\psi_{AA}|\rho_{AB}|\psi_{AA}\rangle + \langle\psi_{AA}^\perp|\rho_{AB}|\psi_{AA}^\perp\rangle] - 1 \\ &\quad + 2\sin^2(\theta/2)[\langle\psi_{AA^+}|\rho_{AB}|\psi_{AA^+}\rangle + \langle\psi_{A^+A}|\rho_{AB}|\psi_{A^+A}\rangle] \\ &= \cos\theta[2\langle\psi_{AA}|\rho_{AB}|\psi_{AA}\rangle + 2\langle\psi_{AA}^\perp|\rho_{AB}|\psi_{AA}^\perp\rangle - 1]. \end{aligned} \quad (20)$$

Note that $|\psi_A\rangle$ can be written as

$$\begin{aligned} |\psi_A\rangle &= \cos(\omega/2)|0\rangle + e^{i\beta}\sin(\omega/2)|1\rangle, \\ |\psi_A^\perp\rangle &= \sin(\omega/2)|0\rangle - e^{i\beta}\cos(\omega/2)|1\rangle, \end{aligned} \quad (21)$$

for some $\omega \in [0, \pi]$ and $\beta \in [0, 2\pi)$, so that

$$\begin{aligned} |\psi_{AA}\rangle &= \frac{1}{2}(1 + \cos\omega)|00\rangle + \frac{1}{2}e^{i\beta}\sin\omega|01\rangle \\ &\quad + \frac{1}{2}e^{i\beta}\sin\omega|10\rangle + \frac{1}{2}e^{2i\beta}(1 - \cos\omega)|11\rangle, \\ |\psi_{AA}^\perp\rangle &= \frac{1}{2}(1 - \cos\omega)|00\rangle - \frac{1}{2}e^{i\beta}\sin\omega|01\rangle \\ &\quad - \frac{1}{2}e^{i\beta}\sin\omega|10\rangle + \frac{1}{2}e^{2i\beta}(1 + \cos\omega)|11\rangle. \end{aligned} \quad (22)$$

For ease of notation, define the quantities

$$a_{ijpq} = \langle ij|\rho_{AB}|pq\rangle, \quad (23)$$

for $i, j, p, q \in \{0, 1\}$. Using these quantities, equation

(20) gives

$$\begin{aligned}
E_A[\hat{O}] &= \cos\theta [2\langle\psi_{AA}|\rho_{AB}|\psi_{AA}\rangle + 2\langle\psi_{AA}^{\perp\perp}|\rho_{AB}|\psi_{AA}^{\perp\perp}\rangle - 1] \\
&= \cos\theta \left[\frac{1}{2}(1 + \cos\omega)^2 a_{0000} + \frac{1}{2}(1 - \cos\omega)^2 a_{1111} \right. \\
&\quad + \frac{1}{2}(1 - \cos\omega)^2 a_{0000} + \frac{1}{2}(1 + \cos\omega)^2 a_{1111} \\
&\quad + \sin^2\omega \cdot a_{0101} + \sin^2\omega \cdot a_{1010} \\
&\quad + 2\sin^2\omega \cdot \text{Re}[a_{0110}] - 1 \\
&\quad \left. + \{\text{linear comb of } e^{i\beta}, e^{2i\beta}, e^{-i\beta}, e^{-2i\beta}\} \right] \\
&= \cos\theta \left[\cos^2\omega - (\cos 2\omega + 1)(a_{0101} + a_{1010}) \right. \\
&\quad + 2\sin^2\omega \cdot \text{Re}[a_{0110}] \\
&\quad \left. + \{\text{linear comb of } e^{i\beta}, e^{2i\beta}, e^{-i\beta}, e^{-2i\beta}\} \right]. \tag{24}
\end{aligned}$$

E. Calculating $E[\hat{O}]$

The expected correlation over all of Alice's possible measurement choices is found by integrating (24) over β in $[0, 2\pi]$ and over ω in $[0, \pi]$, with the Jacobian $\sin\omega$ appropriate for integration over a sphere surface. The integral of $e^{in\beta}$ vanishes over the interval $[0, 2\pi]$, hence

$$\begin{aligned}
E[\hat{O}] &= \frac{1}{4\pi} \int_0^{2\pi} \int_0^\pi E_A[\hat{O}] \sin\omega \, d\omega d\beta \\
&= \frac{1}{2} \cos\theta \int_0^\pi \left[\cos^2\omega - (\cos 2\omega + 1)(a_{0101} + a_{1010}) \right. \\
&\quad \left. + 2\sin^2\omega \cdot \text{Re}[a_{0110}] \right] \sin\omega \, d\omega \\
&= \cos\theta \left(\frac{1}{3} - \frac{2}{3}(a_{0101} + a_{1010}) + \frac{4}{3}\text{Re}[a_{0110}] \right) \\
&= \cos\theta \left(\frac{1}{3} - \frac{4}{3}\langle\Psi^-|\rho_{AB}|\Psi^- \rangle \right), \tag{25}
\end{aligned}$$

where $\langle\Psi^-|\rho_{AB}|\Psi^- \rangle$ is the fidelity between ρ_{AB} and the singlet state.

Clearly, the minimum of $E[\hat{O}]$ is uniquely attained by the singlet.

IV. COMPARISON OF TEST EFFICIENCY

We will now describe and compare hypothesis tests for the singlet using (i) Braunstein-Caves samples with parameter N or (ii) random measurement samples with $\theta = \pi/2N$. We recall that the test samples both follow shifted Bernoulli distributions

$$\begin{aligned}
\text{BC sample } \hat{C} &\sim 2 \cdot \text{Bernoulli}(p) - 1, \\
\text{RM sample } \hat{O} &\sim 2 \cdot \text{Bernoulli}(q) - 1, \tag{26}
\end{aligned}$$

with parameters defined through the expectation values in (10) and (25) as

$$\begin{aligned}
p &= \frac{1}{2} + \frac{1}{2} \cos\left(\frac{\pi}{2N}\right) \left(\langle\Phi^+|\rho_{AB}|\Phi^+ \rangle - \langle\Psi^-|\rho_{AB}|\Psi^- \rangle \right), \\
q &= \frac{1}{2} + \frac{1}{2} \cos\left(\frac{\pi}{2N}\right) \left(\frac{1}{3} - \frac{4}{3}\langle\Psi^-|\rho_{AB}|\Psi^- \rangle \right). \tag{27}
\end{aligned}$$

If we denote the sample mean of n Braunstein-Caves samples as \bar{C} and the sample mean of n random measurement samples as \bar{O} , then they both follow shifted binomial distributions

$$\begin{aligned}
\text{BC sample mean } \bar{C} &\sim \frac{2}{n} B(n, p) - 1, \\
\text{RM sample mean } \bar{O} &\sim \frac{2}{n} B(n, q) - 1. \tag{28}
\end{aligned}$$

A. Description of hypothesis tests

We aim to test the hypotheses

$$H_0 : \rho_{AB} = |\Psi^- \rangle \langle\Psi^-| \quad \text{v} \quad H_1 : \rho_{AB} \neq |\Psi^- \rangle \langle\Psi^-|. \tag{29}$$

If we wish to conduct the test using Braunstein-Caves samples, we generate n samples of \hat{C} (as in section II.A) and let the test statistic be \bar{C} .

If we wish to conduct the test using random measurement samples, we generate n samples of \hat{O} (as in section III.A) and let the test statistic be \bar{O} .

Let α be the desired size of the test, defined as the probability the null hypothesis is erroneously rejected when Alice and Bob do in fact share a singlet. The critical region R is a set of values for the test statistic for which the null hypothesis is rejected. For both tests, R is defined as

$$R = \left\{ x : x > \frac{2z_{\alpha,n}}{n} - 1 \right\}, \tag{30}$$

where $z_{\alpha,n}$ is defined as the upper α -quantile of a $B(n, \frac{1}{2} - \frac{1}{2} \cos(\frac{\pi}{2N}))$ distribution. Through (28), it follows that $P(\bar{C} \in R|H_0) = P(\bar{O} \in R|H_0) = \alpha$, as \bar{C} and \bar{O} are identically distributed under the null hypothesis.

The power functions π_{BC} and π_{RM} for each test describe the probability the null hypothesis is rejected given the density matrix of the state being tested, and are defined using (27), (28) and (30) as

$$\begin{aligned}
\pi_{BC}(\rho_{AB}) &= P(X > z_{\alpha,n} | X \sim B(n, p)), \\
\pi_{RM}(\rho_{AB}) &= P(X > z_{\alpha,n} | X \sim B(n, q)). \tag{31}
\end{aligned}$$

It is clear that

$$\begin{aligned}
\pi_{BC}(\rho_{AB}) > \pi_{RM}(\rho_{AB}) &\iff p > q \\
&\iff E[\hat{C}] > E[\hat{O}], \tag{32}
\end{aligned}$$

so the most powerful test out of (i) and (ii) for detecting non-singlet states in a given scenario can be determined

by comparing the values of $E[\hat{C}]$ and $E[\hat{O}]$ associated with testing typical states arising from that scenario.

For large n , the asymptotics of each power function are described by the central limit theorem. If Φ is the cumulative distribution function of a standard normal distribution, then as $n \rightarrow \infty$

$$\begin{aligned}\pi_{BC}(\rho_{AB}) &\sim 1 - \Phi\left(\frac{z_{\alpha,n} - np}{\sqrt{np(1-p)}}\right), \\ \pi_{RM}(\rho_{AB}) &\sim 1 - \Phi\left(\frac{z_{\alpha,n} - nq}{\sqrt{nq(1-q)}}\right).\end{aligned}\quad (33)$$

B. Comparison for simple intercept-resend attack

Consider the scenario in which Eve performs a simple intercept-resend attack, in which she intercepts Bob's qubit and performs a measurement in basis

$$\{|\alpha\rangle = \cos\psi|0\rangle + e^{i\beta}\sin\psi|1\rangle, |\alpha^\perp\rangle\}, \quad (34)$$

before sending the post-measurement qubit on to Bob. As the singlet can be expressed as

$$|\Psi^-\rangle = \frac{1}{\sqrt{2}}|\alpha\rangle|\alpha^\perp\rangle - \frac{1}{\sqrt{2}}|\alpha^\perp\rangle|\alpha\rangle, \quad (35)$$

it is clear that the post-measurement state will be

$$\rho_{AB} = \begin{cases} |\alpha\rangle\langle\alpha| \otimes |\alpha^\perp\rangle\langle\alpha^\perp| & \text{with probability } 1/2 \\ |\alpha^\perp\rangle\langle\alpha^\perp| \otimes |\alpha\rangle\langle\alpha| & \text{with probability } 1/2. \end{cases} \quad (36)$$

The expected test samples are independent of Eve's measurement outcome and are calculated in Table I using (10) and (25).

	ρ_{AB}	$ \Psi^-\rangle$
$E[\hat{C}]$	$(-\frac{1}{2} + \frac{1}{4}\sin^2(2\psi)\sin^2(2\beta))\cos(\frac{\pi}{2N})$	$-\cos(\frac{\pi}{2N})$
$E[\hat{O}]$	$-\frac{1}{3}\cos(\frac{\pi}{2N})$	$-\cos(\frac{\pi}{2N})$

TABLE I. Comparison of expectation values for post measurement state and singlet, with the BC test using parameter N and the RM test using $\theta = \pi/2N$.

These results show that a single qubit intercept-resend attack reduces $E[\hat{O}]$ to 1/3 of its singlet value, and reduces $E[\hat{C}]$ to between 1/4 and 1/2 of its singlet value, depending on the measurement made by Eve.

Eve will choose (ψ, β) to achieve a desired balance of minimal disruption and maximal information gain, hence her choice will depend on the parent protocol within which Alice and Bob intended to use the singlet. For example, if BB84 is the parent protocol, it is known [9] that the Breidbart basis ($\beta = 0, \psi = \pi/8$) is optimal for Eve, hence $E[\hat{O}] > E[\hat{C}]$ and the random measurement test has greatest power. More generally, if Eve's priority is to choose a basis which minimises disruption, the random measurement test will be most powerful.

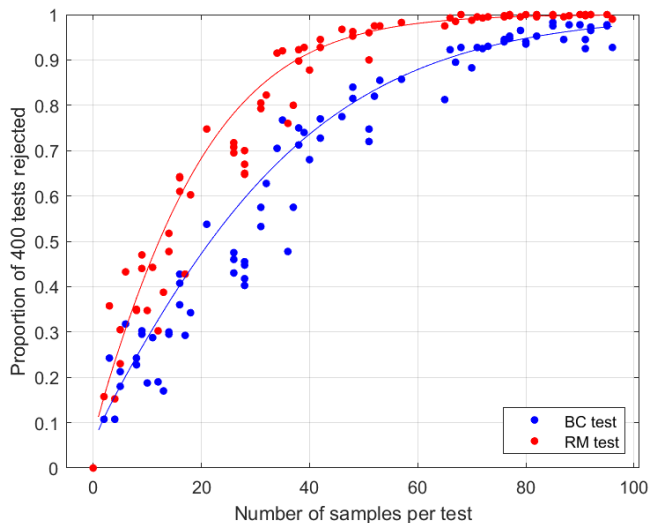


FIG. 1. Results when Eve measures in the computational basis. Test parameters $N = 2$ and $\theta = \pi/4$. Curves are theoretical asymptotic power functions (33). Dots are empirical data, representing the proportion of 400 simulated tests leading to a rejection of the null hypothesis at the 1% level.

It is clear that choosing N to be as large as possible will maximise the difference between the expected correlations under the null and alternative hypotheses, leading to the most powerful test for both schemes. This implies choosing $\theta = 0$ is optimal for the random measurement test in this scenario, hence it is optimal for Alice and Bob to use the same randomly chosen measurements if they know they are testing between a singlet and a post-measurement state. However, it is well known [10] (see Section D) that for $\theta = 0$, the test does not distinguish the singlet from a class of simple LHV models.

C. Comparison for bipartite state transformation attack

Consider the scenario in which Eve intercepts both qubits and manipulates them, so that the singlet is transformed into some other state ρ_{AB} , with singlet fidelity

$$\langle\Psi^-|\rho_{AB}|\Psi^-\rangle = 1 - \epsilon. \quad (37)$$

While we permit any $\epsilon \in [0, 1]$, we are particularly interested in small values. The expected test samples are calculated in Table II using (10) and (25).

	ρ_{AB}	$ \Psi^-\rangle\langle\Psi^- $
$E[\hat{C}]$	$(-1 + \epsilon + \langle\Phi^+ \rho_{AB} \Phi^+\rangle)\cos(\frac{\pi}{2N})$	$-\cos(\frac{\pi}{2N})$
$E[\hat{O}]$	$(-1 + \frac{4}{3}\epsilon)\cos(\frac{\pi}{2N})$	$-\cos(\frac{\pi}{2N})$

TABLE II. Comparison of expectation values for post transformation state and singlet, with the BC test using parameter N and the RM test using $\theta = \pi/2N$.

The results show that $E[\hat{O}]$ increases with ϵ at linear rate $4\cos(\pi/2N)/3$, while $E[\hat{C}]$ increases with $(\epsilon + \langle \Phi^+ | \rho_{AB} | \Phi^+ \rangle)$ at linear rate $\cos(\pi/2N)$, thus the test of greatest power can be decided by comparing the values of $\langle \Phi^+ | \rho_{AB} | \Phi^+ \rangle$ and ϵ . Note that the orthogonality of Bell states imposes the constraint $0 \leq \langle \Phi^+ | \rho_{AB} | \Phi^+ \rangle \leq \epsilon$.

When $0 \leq \langle \Phi^+ | \rho_{AB} | \Phi^+ \rangle < \epsilon/3$, we have $E[\hat{O}] > E[\hat{C}]$, and when $\epsilon/3 < \langle \Phi^+ | \rho_{AB} | \Phi^+ \rangle \leq \epsilon$, we have $E[\hat{C}] > E[\hat{O}]$, while for $\langle \Phi^+ | \rho_{AB} | \Phi^+ \rangle = \epsilon/3$, both tests are equally strong.

As an example, in a scenario where Eve prioritises being as undetectable as possible for a given ϵ , she would choose a transformation with $\langle \Phi^+ | \rho_{AB} | \Phi^+ \rangle = 0$, so the random measurement test would be superior in this case.

One way to overcome the uncertainty in the value of $\langle \Phi^+ | \rho_{AB} | \Phi^+ \rangle$ is to require Alice and Bob to apply the same randomly chosen unitary operation U to both of their qubits before measurement, without remembering the identity of U . This effectively transforms their shared system to a mixed state of form

$$(1 - \epsilon)|\Psi^-\rangle\langle\Psi^-| + \frac{\epsilon}{3}(\mathbb{I} - |\Psi^-\rangle\langle\Psi^-|) \quad (38)$$

as the singlet component remains invariant under a $U \otimes U$ transformation, while the complement becomes maximally mixed. This ensures that both tests are equivalently strong when testing the resulting state, as $\langle \Phi^+ | \rho_{AB} | \Phi^+ \rangle = \epsilon/3$.

The largest possible choice of parameter N leads to the test of greatest power for each type of scheme, much as it did in Section B.

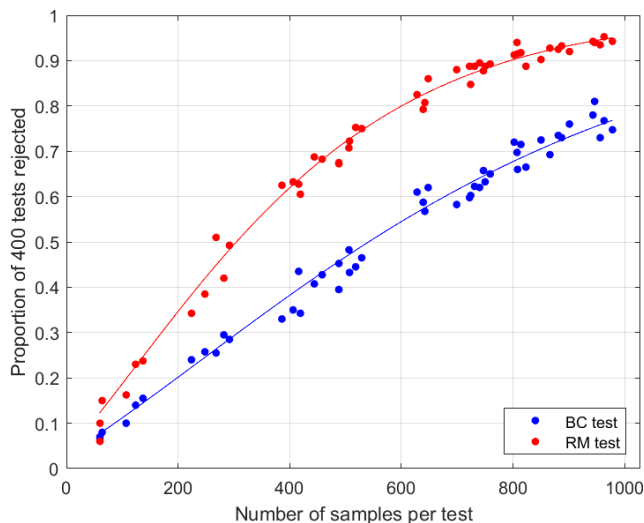


FIG. 2. Results when Eve transforms singlets to states with $\langle \Psi^- | \rho_{AB} | \Psi^- \rangle = 0.9$ and $\langle \Phi^+ | \rho_{AB} | \Phi^+ \rangle = 0$. Test parameters $N = 2$ and $\theta = \pi/4$. Curves are theoretical asymptotic power functions (33). Dots are empirical data, representing the proportion of 400 simulated tests leading to a rejection of the null hypothesis at the 1% level.

D. Comparison for LHV replacement attack

Consider the scenario in which Eve intercepts both qubits and replaces them with some non-quantum system, so that the correlation between Alice and Bob is governed by a local hidden variable theory. Using the Braunstein-Caves inequality [1], the expected value of the Braunstein-Caves sample is bounded for integers $N \geq 2$ as

$$|E[\hat{C}]| \leq 1 - \frac{1}{N} < \cos\left(\frac{\pi}{2N}\right), \quad (39)$$

for measurements of a non-quantum state. It is also known (Theorem 1 in [8]) that the expected value of the random measurement sample for $\theta = \pi/2N$ is bounded for integers $N \geq 2$ as

$$|E[\hat{O}]| \leq 1 - \frac{1}{N} < \cos\left(\frac{\pi}{2N}\right), \quad (40)$$

for measurements of a non-quantum state. The strictly positive difference between correlations resulting from LHV models and singlets implies that both tests can detect when the correlation between Alice and Bob's measurement outcomes is caused by a local hidden variable theory, with a power uniformly bounded for all possible LHV theories.

For $N \geq 2$, the optimal parameters for both types of scheme are found by selecting the value of N that maximises the difference between expected singlet correlations and the bound on LHV correlations. This difference is defined in (39) and (40) as

$$D(N) = \cos\left(\frac{\pi}{2N}\right) + \frac{1}{N} - 1. \quad (41)$$

As $D(2) \approx 0.207$, $D(3) \approx 0.199$ and $D'(N) < 0$ for $N \geq 3$, it follows that $D(N)$ is maximised by $N = 2$ over integer inputs greater than 1, providing an optimal minimum bound on test power for both schemes.

This result does not identify which value of θ leads to the random measurement test of greatest power for detecting LHV models, as it is possible to use any $\theta \in [0, \pi/2]$, not just the discrete selection considered above, and the gap is not generally given by (41). This question is explored further in [11] and numerically in unpublished work [12].

However, it is possible to calculate the optimal value of θ for detecting certain specified classes of LHV models, such as Bell's original model [10]. A model in this class is defined such that Alice's measurement on one hemisphere of the Bloch sphere gives outcome +1 and the other gives -1, with Bob's measurement giving opposite values on the same hemispheres. For this model, it is easy to verify that

$$E[\hat{O}] = -1 + \frac{2\theta}{\pi}, \quad (42)$$

with the difference between this expected correlation and that for the singlet being

$$\tilde{D}(\theta) = \cos\theta + \frac{2\theta}{\pi} - 1. \quad (43)$$

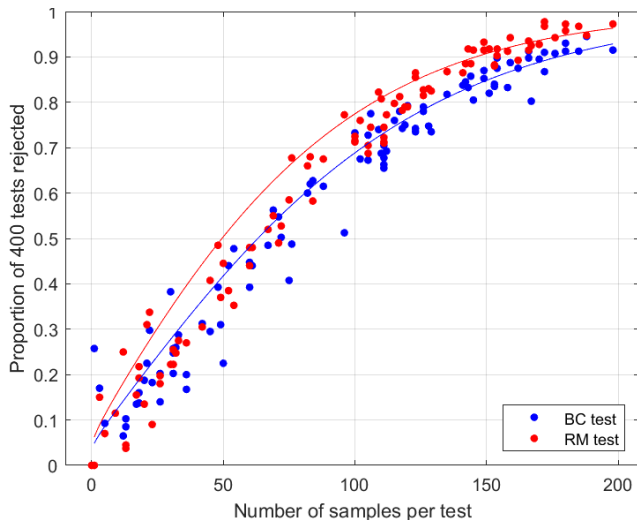


FIG. 3. Results when Eve replaces singlets with Bell’s LHV model. Test parameters $N = 2$ and $\theta = \arcsin(2/\pi)$. Curves are theoretical asymptotic power functions (33). Dots are empirical data, representing the proportion of 400 simulated tests leading to a rejection of the null hypothesis at the 1% level.

This quantity is maximised by $\theta = \arcsin(2/\pi) \approx 0.6901$, giving $\tilde{D}(\arcsin(2/\pi)) \approx 0.2105$. Hence the random measurement test with this parameter has greatest power for detecting this class of LHV models. For comparison, $\tilde{D}(\pi/4) \approx 0.2071$.

Since $\tilde{D}(\theta) > 0$ for all $\theta \in (0, \pi/2)$, a test with any θ in this range would detect Bell’s LHV models with some efficiency.

E. Comments on LHV model testing with measurement errors

When Alice and Bob program their measurement devices during a test, there is a possibility they incur small calibration errors. These could be realised as small deviations in their measurement angles on the Bloch sphere. We fix $\delta > 0$ as a bound on the magnitude of a deviation in any single measurement for both Alice and Bob.

We examine the effect of such errors on the random measurement and Braunstein-Caves schemes.

1. Random measurement scheme

Theorem 1 of Ref [8] provides a bound on the expected value of a random measurement sample from an LHV model in this error regime. The theorem equivalently states that for any LHV model, any integer $N \geq 2$ and any $\theta \in [\pi/2N, \pi/2(N-1)]$, we have $-1 + 1/N \leq E[\hat{O}] \leq 1 - 1/N$.

For $\delta < \pi/8N(N-1)$, it follows that the expected value of a random measurement sample from any LHV

model with chosen angle $\theta = \pi/2N + 2\delta$ satisfies

$$|E[\hat{O}]| \leq 1 - \frac{1}{N}. \quad (44)$$

In this setting, the greatest assured difference between the expected correlation for a singlet and that for an LHV model over all possible δ -bounded errors is

$$D(N) = \cos\left(\frac{\pi}{2N} + 4\delta\right) - \left(1 - \frac{1}{N}\right). \quad (45)$$

$D(N)$ is positive when $\delta < (\arccos(1 - 1/N) - \pi/2N)/4$, implying that the random measurement test can distinguish between singlet and LHV models in the presence of δ -bounded measurement errors, when $\delta < \min\{\pi/8N(N-1), (\arccos(1 - 1/N) - \pi/2N)/4\}$.

For $N \geq 3$, this required bound on δ converges monotonically to 0 as N increases. This implies that the scheme can only reliably tolerate a smaller range of absolute measurement errors when N is large, suggesting that schemes with reasonably large θ may be more robust.

2. Braunstein-Caves scheme

The expected value of a Braunstein-Caves sample from an LHV model in this error regime is still bounded as

$$|E[\hat{C}]| \leq 1 - \frac{1}{N}, \quad (46)$$

as the Braunstein-Caves inequality holds independently of Alice and Bob’s measurement choices.

In this setting, the expected correlation for a singlet over all δ -bounded measurement errors can be calculated using (6) and (9), by shifting the usual Braunstein-Caves measurement angles for Alice by ϵ_A and likewise for Bob by ϵ_B , where both ϵ_A and ϵ_B represent δ -bounded errors, to give

$$E[\hat{C}] = -\cos\left(\frac{\pi}{2N}\right) \cos(2(\epsilon_A - \epsilon_B)). \quad (47)$$

This implies that the greatest assured difference between the expected correlation for a singlet and that for an LHV model over all possible δ -bounded errors is

$$D(N) = \cos\left(\frac{\pi}{2N}\right) \cos(4\delta) - \left(1 - \frac{1}{N}\right). \quad (48)$$

$D(N)$ is positive when $\delta < (\arccos(1 - 1/N) - \pi/2N)/4$, implying that under this condition, the Braunstein-Caves test can distinguish between singlet and LHV models in the presence of δ -bounded measurement errors.

For $N \geq 2$, this required bound on δ converges monotonically to 0 as N increases. This implies that the scheme can only reliably tolerate a smaller range of absolute measurement errors when N is large, again suggesting that schemes with small N may be more robust.

3. Conclusion

In summary, it is seen that both schemes are still able to distinguish between singlet and LHV models in the presence of small deviations in the intended measurement angle. As N becomes large, we become less sure of the robustness of each scheme, as the proven range of tolerable measurement errors decreases.

F. Comparison for noisy quantum channel

Consider the scenario in which Eve takes no action, however the quantum channel used for state transmission to Alice and Bob is affected by noise. Different quantum channels are afflicted with different types of noise, however, for a simple case analysis, we assume the noise is rotationally invariant. The effect of this noise on a singlet can be modelled by two-qubit Werner states, with these being the only set of states invariant under arbitrary unitary transformations acting equally on both qubits [13]. The two-qubit Werner state can be defined as

$$W_\delta = (1 - \delta)|\Phi^-\rangle\langle\Phi^-| + \frac{\delta}{4}\mathbb{I}, \quad (49)$$

where δ parametrises the strength of the noise, with $\delta = 0$ corresponding to a pure singlet state. The expected test samples are calculated in Table III using (10) and (25).

	W_δ	$ \Psi^-\rangle\langle\Psi^- $
$E[\hat{C}]$	$-(1 - \delta) \cos\left(\frac{\pi}{2N}\right)$	$-\cos\left(\frac{\pi}{2N}\right)$
$E[\hat{O}]$	$-(1 - \delta) \cos\left(\frac{\pi}{2N}\right)$	$-\cos\left(\frac{\pi}{2N}\right)$

TABLE III. Comparison of expectation values for Werner state and singlet, with the BC test using parameter N and the RM test using $\theta = \pi/2N$.

Hence, both tests are equally powerful in testing for rotationally invariant noise. Just as in sections B and C, a larger value of N leads to a test of greater power, so a choice of large N and $\theta = 0$ would be optimal if Alice and Bob knew they were testing for this type of noise.

V. DISCUSSION

While there is no universally superior choice of singlet test, we have seen that the random measurement test is theoretically superior or equal in many natural scenarios, including the detection of intercept-resend or transformation attacks where Eve prioritises minimising her chance of detection, distinguishing LHV models, and detecting rotationally invariant noise.

These results provide a rationale for considering the random measurement test for singlet verification over more conventional CHSH schemes (e.g. [4-7]). Whether

the random measurement test is clearly advantageous depends on the parent protocol and on the potential range of Eve's attacks.

Our discussion has focussed on the ideal case in which Alice and Bob can carry out perfectly precise measurements. Imprecisions affect the power of all the tests considered, but not equally. For example, the Braunstein-Caves test only requires the calibration of measurement devices in a finite number ($2N$) of orientations, while the random measurement test requires the ability to measure in all possible orientations. The Braunstein-Caves test may be a more desirable choice in circumstances where calibrating detectors is difficult.

The random measurement protocol can be implemented in various ways, each of which costs some resources. One option is for Alice and Bob to pre-coordinate the measurements. This requires secure communication and secure memory. While these may be reasonable assumptions in many cryptographic scenarios, relatively precise pre-coordinated measurements effectively define or consume large amounts of shared secret key, so that the advantage is at best unclear in protocols that aim to generate one time pads. Another option is for Alice and Bob to choose measurements randomly and independently, and then sort their results into approximately θ -separated pairs post-measurement, for some discrete set of θ in the range $0 \leq \theta \leq \pi/2$. This effectively means carrying out random measurement tests for each θ in the chosen set, each with some chosen finite precision. The Braunstein-Caves protocol can be adapted to avoid pre-coordination in a similar way, in that Alice and Bob could each choose measurements from set (2) independently before sorting their results into pairs which correspond to complete elements of (2), discarding those which do not. For a test with parameter N , they would on average retain a fraction $2/N$ of their samples, requiring them to multiply their initial sample size by $N/2$ to compensate. (Additionally, some of the discarded data could be used for further Braunstein-Caves tests if N is factorisable, or for other anti-correlation tests.) In the $N = 2$ (CHSH) case, there is no loss of efficiency, as all choices by Alice and Bob would correspond to an allowed pair.

Larger values of N give more powerful tests for detecting bipartite state transformation attacks and rotationally invariant noise, while the smallest possible N is optimal for detecting LHV correlations. Alice and Bob thus either choose N dependent on which type of attack is most likely or act against the potential use of any of the attacks by employing a strategy that mixes different values of N .

In the case $N = 2$, there is a natural sense in which the random measurement test is at least as good or better than the Braunstein-Caves test in every scenario. In section B, Eve's goal could be to carry out an intercept-resend with minimum probability of detection (i.e. $\psi = 0$ or $\beta = 0$), in which case the random measurement test is more powerful. In section C, Eve's goal could

be to carry out a state replacement that achieves fidelity $1 - \epsilon$ with minimum probability of detection (i.e. $\langle \Phi^+ | \rho_{AB} | \Phi^+ \rangle = 0$), in which case the random measurement test is again more powerful. In sections D and F, both tests are equally good for all variations. In section E, it is seen that both tests are still effective in the presence of small measurement calibration errors.

Our results thus make a clear case for considering ran-

dom measurement tests, and add motivation to ongoing work [11, 12] to identify their power for the full range of $\theta \in (0, \pi/3)$. More work is needed, though, to characterise their robustness in real world applications where finite precision is inevitable, with various plausible error models, and where there may be a wide range of plausible adversarial attacks, against which the optimal testing strategies are likely mixed.

-
- [1] S. L. Braunstein and C. M. Caves, *Annals of Physics* **202**, 22 (1990).
- [2] S. Wehner, *Phys. Rev. A* **73**, 022110 (2006).
- [3] J. F. Clauser, M. A. Horne, A. Shimony, and R. A. Holt, *Phys. Rev. Lett.* **23**, 880 (1969).
- [4] M. McKague, T. H. Yang, and V. Scarani, *J. Phys. A: Math. Theor.* **45**, 455304 (2012) 10.1088/1751-8113/45/45/455304 (2012), arXiv:1203.2976 [quant-ph].
- [5] X. Valcarce, P. Sekatski, D. Orsucci, E. Oudot, J.-D. Bancal, and N. Sangouard, *Quantum* **4**, 246 (2020) 10.22331/q-2020-03-23-246 (2019), arXiv:1910.04606 [quant-ph].
- [6] J.-D. Bancal, M. Navascués, V. Scarani, T. Vértesi, and T. H. Yang, *Phys. Rev. A* **91**, 022115 (2015).
- [7] T. H. Yang, T. Vértesi, J.-D. Bancal, V. Scarani, and M. Navascués, *Phys. Rev. Lett.* **113**, 040401 (2014).
- [8] A. Kent and D. Pitalúa-García, *Physical Review A* **90**, 062124 (2014) 10.1103/PhysRevA.90.062124 (2013), arXiv:1307.6839 [quant-ph].
- [9] L. Dan, P. Chang-xing, Q. Dong-xiao, H. Bao-bin, and Z. Nan, in *2009 Fourth International Conference on Communications and Networking in China* (2009).
- [10] J. S. Bell, *Physics Physique Fizika* **1**, 195 (1964).
- [11] D. Chistikov, O. Goulko, A. Kent, and M. Paterson, *Proc. R. Soc. A* **476**: 20200038 (2020) 10.1098/rspa.2020.0038 (2020), arXiv:2001.06442 [quant-ph].
- [12] O. Goulko, D. Llamas, N. Nguyen, and N. Tafari (N.D.), unpublished.
- [13] R. F. Werner, *Phys. Rev. A* **40**, 4277 (1989).