

Entanglement Routing and Bottlenecks in Grid Networks

Vaisakh Mannalath* and Anirban Pathak†

Department of Physics and Materials Science & Engineering,
Jaypee Institute of Information Technology, A-10, Sector 62, Noida, UP-201309, India

(Dated: November 24, 2022)

In a recent article, Hahn et al. (npj Quantum Inf. 5, 76 (2019)) proposed a protocol for establishing EPR pairs in quantum networks. They used graph theoretic tools like local complementation and showed that their protocol can reduce the number of measurements required compared to standard repeater-based schemes for the same task. They also showed how local complementation can solve bottleneck issues in network architectures like the butterfly network. Here we extend their work, increasing its efficiency and the domain of applicability. Specifically, we show how the original proof can be modified to incorporate a wider variety of scenarios and provide examples demonstrating the modified protocol's advantage. Furthermore, we provide a method to apply recent results on bottlenecks in ring graphs to illustrate how grid graphs are affected. Using this, we demonstrate how the butterfly and similar networks suffer from the same bottleneck issues as ring and line graphs.

In an article published in 2019 [1], Hahn et al. proposed a method for establishing EPR pairs in quantum networks. The authors considered the scenario where a graph state is already shared among the network users, with a single qubit memory per user. The protocol proposed by Hahn et al. relies on graph theoretic tools like local complementation and demonstrates how it can be leveraged to reduce the number of measurements required compared to standard repeater-based schemes [1]. They also show how local complementation can solve bottleneck issues in network architectures like the *butterfly network*. Here we extend the protocol introduced in [1], increasing its efficiency and the domain of applicability. Specifically, we show how the original proof can be modified to incorporate a wider variety of scenarios and provide examples demonstrating the modified protocol's advantage. Furthermore, we provide a method to apply recent results on bottlenecks in ring graphs [2] to illustrate how grid graphs are affected by it. Using this, we demonstrate how the butterfly and similar networks suffer from the same bottleneck issues as ring and line graphs.

Given a network state, there is a straightforward way to extract a Bell pair shared among network users. It is similar to the repeater-based approach of sharing entanglement between two distant parties and is hence called the *repeater protocol*. In repeater protocol, a path is first isolated between two given vertices a and b by performing Z measurements on the neighboring vertices. The vertices a and b are then connected via the X measurements of the intermediate vertices on the path. The total number of measurements can be optimized by choosing a path with the minimum combined neighborhood. The authors of *Ref.* [1] introduced the X protocol where the X measurement on the intermediate vertices along the path is carried out prior to the isolation step. The se-

quential X measurements on the intermediate vertices connect a and b . The two nodes are then disconnected from the rest of the graph via Z measurements of the neighboring vertices. The authors proved that along the shortest path connecting two vertices a, b , the X protocol requires at most as many measurements as the repeater protocol (cf. Theorem 1 of [1]).

An observation to be made at this point is that for the repeater protocol, it is enough that the path of choice should be one with the minimum combined neighborhood, which, when isolated, forms a *repeater line*. We define the repeater line to be a path for which the set of edges $E(V, V) = \{(v_1, v_2), \dots, (v_{n-1}, v_n)\}$ for vertices $V = \{v_1, \dots, v_n\}$. It does not matter whether such a repeater line is the shortest or not since the total number of measurements (for the repeater protocol) depends solely on the cardinality of the combined neighborhood of the path, which we have taken to be a minimum. Naturally, the question arises whether the X protocol holds the same advantage over the repeater protocol in this generalized case as well. We answer this in the positive and demonstrate examples where taking the “longer” path is more advantageous than the shorter one.

We first show how the X protocol works in a repeater line. Let v_1, v_n be the vertices to be connected. Consider $\{(v_1, v_2), \dots, (v_{n-1}, v_n)\}$ to be a repeater line connecting them. Now, we may examine how these edges change with X measurements along the repeater line. X measurement on a vertex is equivalent to locally complementing a neighbor, then locally complementing the actual node and deleting it, followed by final local complementation of the same neighbor [3]. For example, let us look at how X measurement on v_2 updates the edge set of the repeater line. Since v_2 is connected to v_1 , we choose it as a neighbor for the X measurement. It is easy to see that measuring v_2 connects v_1 and v_3 . We can proceed similarly to the X measurement of v_3 and the rest of the vertices, which ultimately connect v_1 to v_n . A crucial property of repeater lines that enables the application of X protocol is that given a vertex v_i its only neighbors that are part of the repeater line are v_{i-1}

* vaisakhmannalath@gmail.com

† anirban.pathak@jiit.ac.in

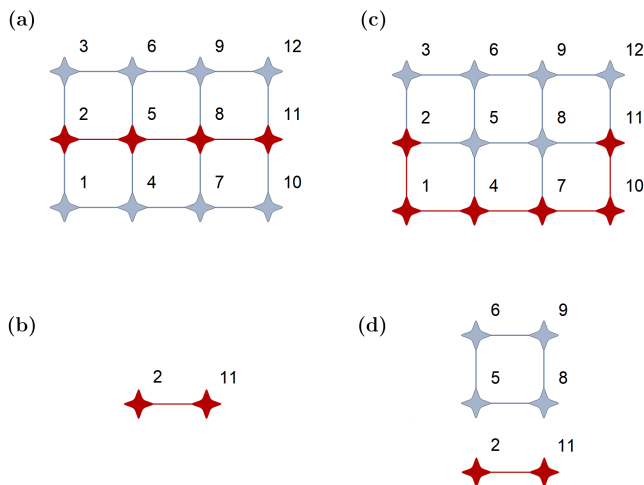


Figure 1: **(a)** Shortest path between 2, 11. **(b)** X protocol performed along the shortest path just leaves us with the Bell pair shared between 2 and 11. **(c)** A repeater line connecting 2, 11. **(d)** X protocol along this path leaves much more connections in the graph.

and v_{i+1} . Note that this property is also satisfied by the shortest path connecting v_1 to v_n , and it is exactly the one used in proving the X protocol in the original article (cf. Supplementary Information of Theorem 1 of *Ref.* [1]).

So far, we have only looked at how the edges among the repeater line vertices change with the X protocol. The edges connecting the neighborhood vertices to the vertices along the repeater line will also update with each measurement. We need not keep track of those edges since anything connected to v_1, v_n at the end will be deleted anyway. Since the X protocol consists solely of local complementations and vertex deletions along the repeater line, the vertices that remain connected to v_1 and v_n at the end of the protocol are a subset of the initial neighborhood of the repeater line. Hence, the total number of measurements required for the X protocol is, at most, the ones required by the repeater protocol. This is the same argument used in *Ref.* [1], where they derive an expression for the total number of measurements (Supplementary Information, Equation 16). The expression coincides with our case, the only difference being that they used the shortest path, whereas any repeater line would suffice in ours.

Figure 1 illustrates the X protocol applied to the shortest path and a repeater line connecting the vertices 2, 11. X protocol along the repeater line shown in Figure 1 (c) requires fewer measurements than along the shortest path shown in Figure 1 (a) and leaves more entanglement that can be utilized in subsequent communication rounds (compare Figure 1 (b) and (d)). Note that for the shortest path, there is no advantage in choosing the X protocol over the repeater protocol, as both give the same result. However, the X protocol

along the repeater line outperforms the repeater protocol. This highlights the importance of our extension in exploiting the full potential of X protocol and local complementation operations. Note that in this particular example, the neighborhood of the repeater line is smaller than that of the shortest path. In Figure 2, we illustrate an example of the two paths with an equal amount of neighborhood vertices. In this particular case, even with the same number of neighborhood nodes, the repeater line proves to be a better alternative. Thus, considering repeater lines for performing X protocol is generally better than restricting just to the shortest paths.

Such routing schemes for entangling network nodes invoke the problem of overlapping paths when considering simultaneous communication requests from more than two pairs of nodes. *Ref.* [1] shows how local complementation can help to solve such bottlenecks by demonstrating an example of the butterfly network, the smallest instance of the grid network. Recently, bottlenecks were also investigated in the context of nearest-neighbor architectures like ring and line networks [2]. In [2], it was concluded that ring and line networks have severe limitations in overcoming bottlenecks, unlike the grid. Here we point out that the butterfly network faces the same bottleneck issues as the other nearest-neighbor networks. Going beyond the butterfly, we also investigate bottlenecks in a similar grid network. We present an example of a butterfly-like network for which the same bottleneck problem cannot be overcome. The results demonstrate how even grid networks are not exempt from bottleneck concerns.

Before we discuss the results, it would be helpful to define an operation consisting of a set of local complementations on grid graphs. We denote this operation as $LC_{i,j} = LC_i LC_j LC_i$, where LC_i is the local complementation on vertex i . The effect of this operation is depicted in Figure 3. If a graph can be converted to another using just a sequence of local measurements, then

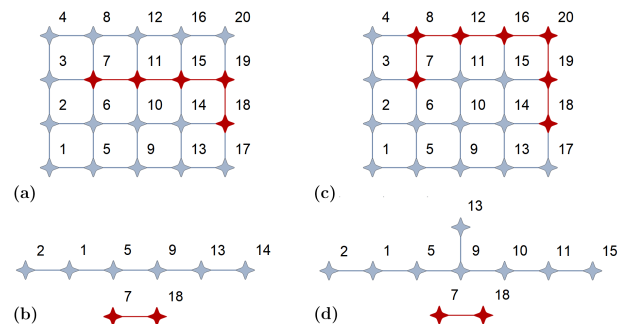


Figure 2: **(a)** Shortest path between 7, 18 with a combined neighborhood of 14 vertices. **(b)** X protocol along the shortest path. **(c)** A repeater line between 7, 18 with same amount of neighbourhood vertices. **(d)** X protocol along the repeater line.

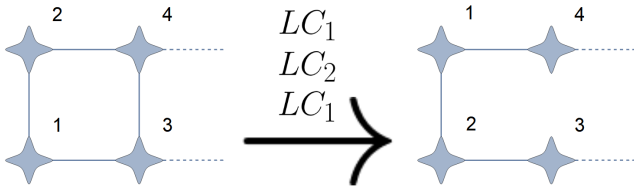


Figure 3: Transforming grid graphs to ring graphs via local complementations. Local complementation applied to vertices 1, then on 2, and then on 1 again yields the graph on the right. The transformation removes the edge between 3, 4 and swaps 1 and 2. The rest of the graph (denoted by the dashed lines) is unaffected.

the graphs are called *locally equivalent*. We will utilize this to demonstrate the bottlenecks in grid graphs.

The butterfly network is a special case of $2 \times n$ grid network with $n = 3$ (Figure 4(a)). Ref. [1] considered the bottleneck of simultaneous Bell pair generation between 1, 6 and 2, 5. They showed that the problem can be solved using local complementations and vertex deletion or equivalently with X measurements on vertices 3, 4. This leaves us with two desired Bell pairs (Figure 2 of [1]). However, this is only a particular example where local complementation helps with the bottleneck, and it is not possible in general. We use Theorem 1 of [2] to establish this. In essence, the theorem states that extracting two Bell pairs from a ring is impossible if the paths connecting the pairs cross each other. For example, consider the pairs of vertices 1, 3 and 2, 5 in Figure 4(b). One can easily see that the paths connecting 1 with 3 and 2 with 5 overlap. Thus, it is impossible to extract the two Bell pairs from Figure 4(b). However, this ring graph is locally equivalent to the butterfly network Figure 4(a). Applying $LC_{1,2}$ converts the graph to one another. This implies that its impossible to extract entangled pairs among 1, 3 and 2, 5 in the butterfly network as well. Note that the case of 1, 6 and 2, 5 is different. As the paths between them do not cross in the locally equivalent ring graph, it is possible to overcome this bottleneck.

A similar case for 2×4 grid graph is depicted in Figure 4(c). Figure 4(d) is its locally equivalent ring graph. Interestingly, the bottleneck between the two pairs of end nodes which were solvable in the butterfly network, is impossible to solve in this case. In Figure 4(d), any routing path connecting 1, 8 and 2, 7 will have a common edge, a bottleneck. Using the same arguments as above, we can say that the bottleneck in Figure 4(c) is impossible to solve. Note that this technique of converting grid graphs to ring graphs can also be utilized in other cases. If such a conversion is possible, the no-go results of ring graphs can be applied directly to grid graphs.

We have expanded upon the original X protocol of

Ref. [1] to incorporate more than the shortest paths. A general path's properties were defined to work with

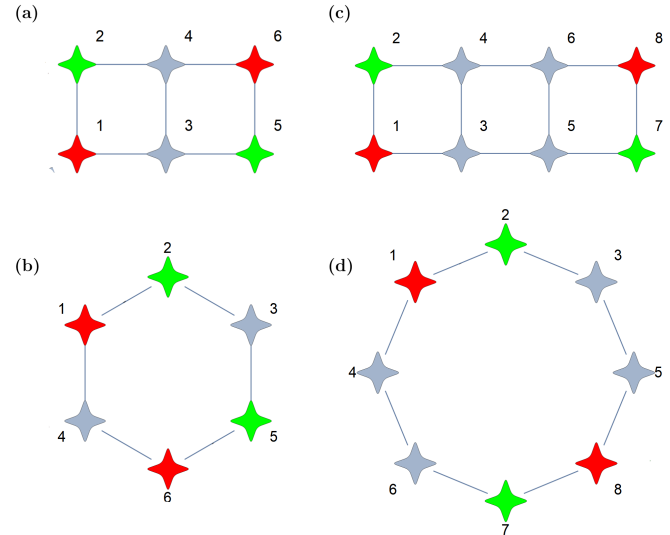


Figure 4: In the following, pairs of vertices with the same color (green/red) are to be connected. (a) The butterfly network. (b) The ring graph is locally equivalent to the butterfly network. Simultaneous pair generation is possible in this case using just local measurements. (c) 2×4 grid graph. (d) The ring graph locally equivalent to 2×4 grid graph. Solving the bottleneck, in this case, is impossible since the paths connecting red-red and green-green always cross.

the X protocol. We have provided examples where the shortest paths yielded sub-optimal results compared to our generalized version. We also discussed bottlenecks in grid graphs. Utilizing a graph transformation operation on grid graphs, we showed that grid graphs suffer from the same bottleneck issues as other nearest-neighbor networks, such as ring graphs. An interesting future research direction would be to explore the utility of the graph theoretic results of [2] in proving similar no-go results for grid graphs. It would also be interesting to explore bottlenecks in generating simultaneous multiparty entangled states [4]. Identifying a repeater line connecting the nodes is also a necessary step of this protocol. Hence it will face the same issues discussed here while dealing with simultaneous communication requests.

ACKNOWLEDGMENT

VM and AP acknowledge support from the QUEST scheme of the Interdisciplinary Cyber-Physical Systems (ICPS) program of the Department of Science and Technology (DST), India, Grant No.: DST/ICPS/QuST/Theme-1/2019/14 (Q80).

-
- [1] Hahn, F., Pappa, A. & Eisert, J. Quantum network routing and local complementation. *npj Quantum Inf.* **5**, 76 (2019). URL <https://doi.org/10.1038/s41534-019-0191-6>.
- [2] Hahn, F., Dahlberg, A., Eisert, J. *et al.* Limitations of nearest-neighbor quantum networks. *Phys. Rev. A* **106**, L010401 (2022). URL <https://link.aps.org/doi/10.1103/PhysRevA.106.L010401>.
- [3] Hein, M., Eisert, J. & Briegel, H. J. Multiparty entanglement in graph states. *Phys. Rev. A* **69**, 062311 (2004). URL <https://doi.org/10.1103/PhysRevA.69.062311>.
- [4] Mannalath, V. & Pathak, A. Multiparty Entanglement Routing in Quantum Networks. *ArXiv e-prints* (2022). URL <https://doi.org/10.48550/arXiv.2211.06690>. 2211.06690.