

Complexity of Simon's problem in classical sense

Hans Zantema

Eindhoven University of Technology, The Netherlands

email: h.zantema@tue.nl

Radboud University Nijmegen, The Netherlands

November 4, 2022

Abstract

Simon's problem is a standard example of a problem that is exponential in classical sense, while it admits a polynomial solution in quantum computing. It is about a function f for which it is given that a unique non-zero vector s exists for which $f(x) = f(x \oplus s)$ for all x , where \oplus is the exclusive or operator. The goal is to find s . The exponential lower bound for the classical sense assumes that f only admits black box access. In this paper we investigate classical complexity when f is given by a standard representation like a circuit. We focus on finding the vector space of all vectors s for which $f(x) = f(x \oplus s)$ for all x , for any given f . Two main results are: (1) if f is given by any circuit, then checking whether this vector space contains a non-zero element is NP-hard, and (2) if f is given by any ordered BDD, then a basis of this vector space can be computed in polynomial time.

1 Introduction

Simon's problem [7] is the following. A function $f : \{0, 1\}^n \rightarrow \{0, 1\}^n$ is given with the particular property that exactly one non-zero $s \in \{0, 1\}^n$ exists such that $f(x \oplus s) = f(x)$ for all $x \in \{0, 1\}^n$, where \oplus stands for the *exclusive or* operation on each of the n coordinates. The goal is to find s . Although the problem itself is purely artificial, it is of interest for the following reason. When f is a *black box* function, that is, the only access to f is by doing queries: apply f on a given input and observe the output, the worst case complexity to find s in the classical sense is exponential in n . A basic observation is that as soon as two distinct values x, y are found with $f(x) = f(y)$ then $s = x \oplus y$, but finding such x, y may take exponential time. On the other hand, a *quantum circuit* can be designed that solves the problem in linear time [7]. In this way Simon's problem has become a

standard example showing that quantum computing may be exponentially faster than classical computing.

For this exponential gap it is crucial that f is purely black box: nothing is known about how f is computed. In contrast, in this paper we assume that f is given by some standard representation, and we investigate the corresponding classical complexity of Simon's problem. Before discussing the particular representations we give a general observation on information content. For any non-zero $s \in \{0, 1\}^n$ we can construct $2^{2^{n-1}}$ distinct functions f having the required property as follows. Let $i \in \{1, \dots, n\}$ such that $s_i = 1$. Let $f_1 : \{x \in \{0, 1\}^n \mid x_i = 0\} \rightarrow \{0, 1\}^n$ be arbitrary, and define $f(x) = f_1(x)$ if $x_i = 0$ and $f(x) = f_1(x \oplus s)$ if $x_i = 1$, note that $(x \oplus s)_i = 0$ if both $s_i = 1$ and $x_i = 1$. Now f satisfies the required property. For every s there are $2^{2^{n-1}}$ distinct functions f_i all yielding distinct functions f with the required property. Hence in any representation an arbitrary instance of such f will require at least $\log(2^{2^{n-1}})$ bits on average, being of exponential size. It makes sense to consider cases for which an algorithm to compute f is given, and is of less than exponential size.

A standard way to implement any function $f : \{0, 1\}^n \rightarrow \{0, 1\}^m$ is by a *circuit*: an acyclic network starting by n input nodes, and in which values of internal nodes are computed by the standard boolean operators \neg, \vee, \wedge . Eventually, m resulting nodes serve as the output nodes, where $m = n$ in case of Simon's problem. A natural question now is: when f is given by such a circuit, how hard is it to solve Simon's problem? A standard measure for hardness is being NP-hard. However, that is about decision problems, that is, problems with a binary answer as output, and here the question is to find a vector s . A natural way to construct s by a series of decision queries is by first putting s_1 to 0, and then ask whether in the remaining problem on s_2, \dots, s_n admits an answer on Simon's problem. If it does, then s_1 is defined to be 0, otherwise s_1 is defined to be 1: from the fact that s exists and no s satisfies $s_1 = 0$ indeed $s_1 = 1$ may be concluded. This is repeated for s_2, s_3, \dots until the full vector s has been determined. So the key decision problem in this approach is: given any boolean function f , does there exist s such that $f(x \oplus s) = f(x)$ for all x ? One main result of this paper is that this decision problem is NP-hard. Note that NP-hardness of this natural building block does not prove NP-hardness of Simon's problem itself, since this approach does not exploit the given property that a corresponding non-zero s uniquely exists.

A special kind of circuit is a *reduced ordered binary decision diagram* (ROBDD). A key property is that every boolean function has a unique representation as an ROBDD, and that's one of the reasons that ROBDDs provide a standard data structure in symbolic model checking, VLSI design, and many other applications. A second main result of this paper is that if f is given by an ROBDD, then Simon's problem can be solved in polynomial time. In fact reducedness is not used here, so the results holds for any ordered BDD.

The paper is organized as follows. First in Section 2 we give some prelimi-

naries: we formulate Simon’s problem in terms of vector spaces over the Boolean domain. Next in Section 3 we present our NP-hardness result for f being presented by a circuit. Finally, in Section 4 we present our polynomial algorithm for f being presented as an ordered BDD.

2 Preliminaries

We write $\mathbf{B} = \{0, 1\}$ for the Booleans, where $0, 1$ are identified with false, true. The *exclusive or* operation (usually denoted by \oplus) we denote by $+$, as it coincides with addition modulo 2. So $0 + 0 = 1 + 1 = 0$, $0 + 1 = 1 + 0 = 1$. For any $x, y \in \mathbf{B}^n$ we write $x + y = (x_1 + y_1, x_2 + y_2, \dots, x_n + y_n)$ for $x = (x_1, \dots, x_n)$ and $y = (y_1, \dots, y_n)$.

For any function $f : \mathbf{B}^n \rightarrow \mathbf{B}^m$ we define

$$V(f) = \{s \in \mathbf{B}^n \mid \forall x \in \mathbf{B}^n : f(x + s) = f(x)\}.$$

With $+$ as addition and \wedge as multiplication, \mathbf{B} is a field. It is straightforward to check that for any function $f : \mathbf{B}^n \rightarrow \mathbf{B}^m$ the set $V(f)$ is a *vector space* over \mathbf{B} , that is, $\bar{0} = (0, 0, \dots, 0) \in V(f)$, and $a + b \in V(f)$ for all $a, b \in V(f)$. We recall some basic notions and properties of such a vector space [4]:

- The size of any vector space $V \subseteq \mathbf{B}^n$ is 2^k for some k satisfying $0 \leq k \leq n$; this number k is called the *dimension* of V .
- A set $A \subseteq \mathbf{B}^n$ is called *linearly independent* if no non-empty subset of A has sum $\bar{0}$.
- A set $A \subseteq V$ is called a *basis* of the vector space V if it is linearly independent and every element of V can be written as a sum of elements of A . Due to linear independence this representation is unique, in particular $\bar{0}$ is uniquely written as the empty sum.
- For a vector space of dimension k every basis has exactly k elements.
- A vector space V is of dimension 0 if and only if $V = \{\bar{0}\}$. A vector space V is of dimension 1 if and only if $V = \{\bar{0}, s\}$ for some $s \in \mathbf{B}^n \setminus \{\bar{0}\}$.

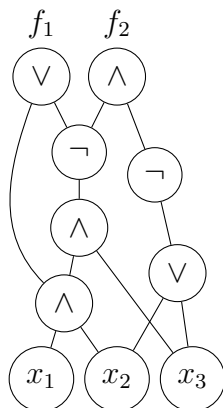
So Simon’s problem can be formulated as follows: given $f : \mathbf{B}^n \rightarrow \mathbf{B}^m$ for which $V(f)$ has dimension 1, find $s \neq \bar{0}$ such that $V(f) = \{\bar{0}, s\}$.

Such a function $f : \mathbf{B}^n \rightarrow \mathbf{B}^m$ can be seen as an m -tuple Boolean functions $f_1, \dots, f_m : \mathbf{B}^n \rightarrow \mathbf{B}$, where $f(x) = (f_1, \dots, f_m)$ for every $x \in \mathbf{B}^n$. From the definition of $V(f)$ it is clear that $V(f) = \bigcap_{i=1}^m V(f_i)$. So Simon’s problem can be reformulated as follows: given $f : \mathbf{B}^n \rightarrow \mathbf{B}^m$ for which $V(f)$ has dimension 1, find $s \neq \bar{0}$ such that $s \in \bigcap_{i=1}^m V(f_i)$.

3 Representing functions by circuits

A natural way to represent a function $f : \mathbf{B}^n \rightarrow \mathbf{B}^m$ is by a *circuit* with n input nodes and m output nodes, and several internal nodes of which the (boolean) values are computed by logical gates in an acyclic way. Conceptually this is the same as stating that every output is a logical formula composed from the operators \neg , \vee and \wedge and n variables representing the input nodes, while in computing the size of such a logical formula we allow equal subformulas to be shared. So we represent circuits as being formulas, one formula for every output node. For instance, the following circuit with three input nodes x_1, x_2, x_3 and two output nodes f_1, f_2 represents the function $f : \mathbf{B}^3 \rightarrow \mathbf{B}^2$ defined by

$$f(x_1, x_2, x_3) = ((x_1 \wedge x_2) \vee \neg((x_1 \wedge x_2) \wedge x_3), \neg((x_1 \wedge x_2) \wedge x_3) \wedge \neg(x_2 \vee x_3)).$$



The *exclusive or* operator $+$ may also be used in formulas, where $p+q$ may be seen as an abbreviation of $(p \wedge \neg q) \vee (\neg p \wedge q)$, in which in the circuit the instances of p are shared, and similarly for q .

A circuit with n input nodes and one output node is called *satisfiable* if it is possible to give Boolean values to the input nodes such that the output node yields true. It is well-known [3] that checking satisfiability of such a circuit is NP-complete, that is, the problem is in NP and it is NP-hard.

The goal of this section is to investigate the hardness of Simon's problem in case the function $f : \mathbf{B}^n \rightarrow \mathbf{B}^n$ is given by a circuit with n input nodes and n output nodes. Taking each of the n output nodes separately, this can be seen as n circuits for the functions f_1, \dots, f_n , each having one output node, and the goal is to find $s \in \bigcap_{i=1}^m V(f_i)$. One problem about stating NP-hardness is that Simon's problem is about finding this Boolean vector s , while the notion of NP-hardness is about decision problems: problems with only a yes/no answer. A natural approach to find the vector $s = (s_1, \dots, s_n)$ by a series of calls to a decision problem is as follows. First replace s_1 by 0, and then check whether $s = (0, s_2, \dots, s_n) \neq \bar{0}$ exists in $V(f)$. If so, we fix s_1 to 0, otherwise we know that by the assumption that $s \neq \bar{0}$ exists such that $s \in V(f)$ we may fix s_1 to

1. Next we do the same for s_2 , and continue until $s = (s_1, \dots, s_n)$ has been determined completely. In this approach we apply **SIMCIRC** consecutively for values $n - 1, n - 2, \dots$, for **SIMCIRC** defined as follows:

(**SIMCIRC**) Given a circuit with n input nodes and one output node, does there exist $s \neq \bar{0}$ such that $s \in V(f)$, for f being the function $f : \mathbf{B}^n \rightarrow \mathbf{B}$ defined by the circuit?

We will prove that **SIMCIRC** is NP-hard. The key idea is to define a circuit $F(C)$ for any arbitrary single output circuit C such that C is unsatisfiable if and only if this **SIMCIRC** question yields true for the circuit $F(C)$. Let n be the number of inputs of C , let p_1, \dots, p_n be the n variables corresponding to the n input nodes of C . In order to define the transformation F we introduce $n + 1$ fresh variables p, q_1, \dots, q_n . We define $h(C)$ to be a copy of C in which every variable p_i has been replaced by $p_i \wedge q_i$, and we define $D = (\bigwedge_{i=1}^n p_i) \wedge (\bigwedge_{i=1}^n \neg q_i)$. Now $F(C)$ is defined by

$$F(C) = (p \vee (h(C) + D)) \wedge (\neg p \vee D).$$

A main observation is that if C is unsatisfiable, then $F(C)$ does not depend on p , yielding some $s \neq \bar{0}$ such that $s \in V(f)$, being one direction of the desired key property of $F(C)$. The ingredients $h(C)$ and D of the definition of F are chosen in order to be able to prove the reverse direction.

Now NP-hardness of **SIMCIRC** is an immediate consequence of the following theorem, combined with the observation that F is polynomial.

Theorem 1 *Let C be an arbitrary circuit with n inputs and one output. Then C is unsatisfiable if and only if there exists $s \neq \bar{0}$ such that $s \in V(f)$, for f being the function $f : \mathbf{B}^{2n+1} \rightarrow \mathbf{B}$ defined by the circuit $F(C)$.*

Proof: First assume that C is unsatisfiable. Then both C and $h(C)$ are equivalent to false, and $h(C) + D$ is equivalent to D , and also $F(C)$ is equivalent to D . Let $s \neq \bar{0}$ be the input vector in which p is true and all other variables p_i, q_i are false. Then $x + s$ is a copy of x in which the value of p is swapped, while the values of all other variables are kept. As $F(C) \equiv D$ and p does not occur in D , we obtain $s \in V(f)$, proving the 'only if' part of the theorem.

Conversely, assume that $s \in V(f)$ for some $s \neq \bar{0}$, that is, $s \in \mathbf{B}^{2n+1}$ and $F(C)(x) = F(C)(x + s)$ for all $x \in \mathbf{B}^{2n+1}$. We have to prove that C is unsatisfiable, that is, equivalent to false. We consider two cases depending on the value of s_p , where s_p is the coordinate of $s \in \mathbf{B}^{2n+1}$ corresponding to the variable p .

(1) First assume that s_p is false. Choose an arbitrary $x \in \mathbf{B}^{2n+1}$ such that $x_p = 1$, hence also $x_p + s_p = 1$. Then $D(x) = F(C)(x) = F(C)(x + s) = D(x + s)$. Note that $D = (\bigwedge_{i=1}^n p_i) \wedge (\bigwedge_{i=1}^n \neg q_i)$, and $D(x + s) = D'(x)$ for D' obtained from D by replacing at least one of the variables p_i, q_i by its negation. As this holds

for every $x \in \mathbf{B}^{2n+1}$ for which x_p is true, we obtain that D and D' are equivalent, contradiction.

(2) Next assume the remaining case in which s_p is true. Choose an arbitrary $x \in \mathbf{B}^{2n+1}$ with x_p is false. Then $h(C)(x) + D(x) = F(C)(x) = F(C)(x + s) = D(x + s)$. So $h(C)(x) = D(x) + D(x + s)$. We consider $h(C)$ and D as circuits over $p_1, \dots, p_n, q_1, \dots, q_n$, and have to prove that $h(C)$ is unsatisfiable. If it is not, then we can choose x such that $h(C)(x) = D(x) + D(x + s) = 1$. That is, $D(x) = 1$ and $D(x + s) = 0$, or conversely. In the latter case we replace x by $x + s$. So without loss of generality we may assume that $D(x) = 1$ and $D(x + s) = 0$. From $D(x) = 1$ and the definition of D we conclude $x_{p_i} = 1$ and $x_{q_i} = 0$, for all $i = 1, \dots, n$. Now we modify x to x' and x'' as follows.

$$x'_{p_1} = 0, x'_{q_1} = 0, x''_{p_1} = 0, x''_{q_1} = 1, x'_{p_i} = x''_{p_i} = 1, x'_{q_i} = x''_{q_i} = 0 \text{ for } i > 1.$$

Since $h(C)$ only depends on $p_i \wedge q_i$, and the value of $p_i \wedge q_i$ does not change by replacing x by x', x'' , both $h(C)(x')$ and $h(C)(x'')$ yield true just like $h(C)(x)$. Since $h(C)(x') = D(x') + D(x' + s) = 1$ and $D(x') = 0$, we obtain $D(x' + s) = 1$. Similarly we obtain $D(x'' + s) = 1$. But now we have two distinct boolean vectors $x' + s$ and $x'' + s$ for which D both yield true, contradicting the definition of D .
□

In our version of SIMCIRC we considered functions of which the output is a single boolean. But this generalizes easily: the same result is obtained for functions $f : \mathbf{B}^n \rightarrow \mathbf{B}^m$ for a fixed m , or functions $f : \mathbf{B}^n \rightarrow \mathbf{B}^n$ as they occur in Simon's problem, simply by taking multiple output circuits in which all outputs are equal.

Although SIMCIRC seems to be a natural building block for solving Simon's problem, Theorem 1 does not prove that Simon's problem itself is NP-hard. A main observation is that in using SIMCIRC to solve Simon's problem, the given fact that $V(f)$ contains a unique $s \neq \bar{0}$ is not exploited. However, by using this unicity, the problem is in the class UP [8] (unambiguous polynomial) rather than in NP, and UP-complete problems are not known.

4 BDDs

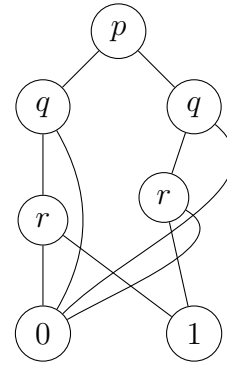
A standard data structure for representing boolean functions is given by *BDDs*: boolean decision diagrams. Introduced in [1], they have several applications in, e.g., symbolic model checking and VLSI design ([6, 2]). Surprisingly, they can be presented as a special instance of circuits by adding additional operators. For every variable p we introduce an additional binary operator, also denoted by p in a prefix notation to be used in circuits / formulas, in which the meaning of $p(A, B)$ is defined to be $(\neg p \vee A) \wedge (p \vee B)$. Intuitively, the meaning of $p(A, B)$ is: if p then A else B . It is straightforward to see that the notion of BDD as

introduced in [1, 6, 2] coincides with a circuit only composed from false, true, and the operators p for p running over all variables. Hence here we identify BDDs with such circuits. A BDD is called *reduced* if it is optimally shared, that is, no two distinct nodes represent the same boolean function. A BDD is called *ordered* with respect to a total order $<$ on the variables if for every node of the form $p(A, B)$, the nodes A, B are false, true, or of the form $q(-, -)$ with $p < q$. So for every node in an ordered BDD all nodes below are larger. The notion of reduced ordered BDD is abbreviated to ROBDD. A key property of ROBDDs is *unicity*, see e.g. [6], Cor 6.12:

For a fixed order $<$ on variables, every boolean function on these variables has a unique representation as ROBDD with respect to $<$.

For our result this uniqueness and being reduced does not play a role, but being ordered does. So we will focus on ordered BDDs.

An example of an ROBDD on the variables p, q, r with respect to the order $p < q < r$ is given on the right; later on we will use it to illustrate our main algorithm. The top node is the output. To compute the value of the corresponding boolean function we start at this top node. For every node we go to the left if the value of the corresponding variable is true, and to the right if this value is false, following the if-then-else meaning of the nodes. This is continued until one of the leaves 0 or 1 is reached. If it is 0, then the function result is false, if it is 1 then the function result is true.



We may also consider BDDs with multiple output nodes, representing functions $\mathbf{B}^n \rightarrow \mathbf{B}^m$, where n is the number of variables and m is the number of output nodes. Just like in any circuit, every node represents a function $\mathbf{B}^n \rightarrow \mathbf{B}$.

Any BDD corresponds to a classical circuit representing the same function, obtained by expanding every occurrence of $p(A, B)$ by $(\neg p \vee A) \wedge (p \vee B)$. In contrast to arbitrary circuits for which we showed that even the basic question whether $V(f)$ contains a non-zero vector is already NP-hard, for ordered BDDs this turns out to be feasible in polynomial time. Not only this decision question is feasible, even computing a full basis, not only for ordered BDDs with a single output node, but also for any number of output nodes. For doing so, we need some standard algorithms from linear algebra:

- When two vector spaces are given by a basis of each of them, a basis of the intersection of the vector spaces can be computed by the standard Zassenhaus algorithm in polynomial time, see [5].
- Exploiting this algorithm, if V, W are vector spaces and v, w are vectors, then it can be checked whether $v + V \cap w + W$ is empty, and if not, an

element in $v + V \cup w + W$ can be determined. All of this in polynomial time.

For presenting the algorithm we need the notion $V(T, U)$ for T, U being nodes in an ordered BDD, defined as follows:

$$V(T, U) = \{s \mid T(x) = U(x + s) \text{ for all } x\}.$$

It satisfies the following properties.

Lemma 2 *For every two nodes T, U in an ordered BDD we have*

1. $V(T, U) = V(U, T)$.
2. *If T, U are labeled by distinct variables, then $V(T, U) = \emptyset$.*
3. *If $s \in V(T, U)$ then $V(T) = V(U)$ and $V(T, U) = s + V(T)$.*

Proof: 1 and 3 directly follow from the definitions. For 2 let T and U be labeled by distinct variables, and assume $s \in V(T, U)$. Then one among T, U depends on the smaller of these two variables while the other does not, contradicting $T(x) = U(x + s)$ for all x . \square

Theorem 3 *For an ordered BDD with respect to any order $<$, representing a boolean function $f : \mathbf{B}^n \rightarrow \mathbf{B}^m$, there is an algorithm that computes a basis for the vector space $V(f)$ in time polynomial in the size of the BDD.*

Proof: Let $p_1 < p_2 < \dots < p_n$ be the n variables. We identify each node T of the BDD by the boolean function it represents. The algorithm runs over all nodes labeled by p_i , for i running down from n to 1, and controlled by Lemma 2 it computes

1. whether $V(T, U)$ is empty for every two nodes T, U labeled by p_i , and if not then it computes an element $s_{TU} \in V(T, U)$;
2. a basis of $V(T)$ for every node T labeled by p_i .

As T labeled by p_i only depends on p_i, p_{i+1}, \dots, p_n , $V(T)$ is considered as a subspace of the corresponding $n - i + 1$ -dimensional vector space.

As the computation is done for i running down from n to 1, during the process a node labeled by p_i is considered when a basis of $V(T)$ has been computed already for all nodes T with label p_j , $j > i$, and for all nodes with label $> p_i$ the corresponding vectors s_{TU} are known.

First for any two distinct nodes T, U labeled by p_i a vector $s_{TU} \in V(T, U)$ is computed if it exists. Let $T = p_i(T_1, T_2)$ and $U = p_i(U_1, U_2)$. For the new coordinate of s_{TU} corresponding to the variable p_i there are two options: either

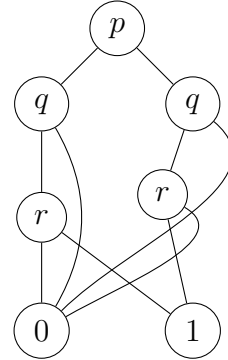
0 or 1. First consider adding 0. Then both $V(T_1, U_1)$ and $V(T_2, U_2)$ should be non-empty, and $s_{T_1U_1} \in V(T_1, U_1)$ and $s_{T_2U_2} \in V(T_2, U_2)$ have been computed already. In case the root of T_1 is p_{i+1} then $s_{T_1U_1}$ has the right dimension, if it is p_j for $j > i + 1$ then $j - i - 1$ zeros are added to the vector $s_{T_1U_1}$ before the new 0 for p_i is added, and similarly for T_2 .

Now the algorithm checks whether $s_{T_1U_1} + V(T_1) \cap s_{T_2U_2} + V(T_2)$ is empty. If it is not, then s_{TU} is defined to be an element of this intersection, extended by a 0 for the new position p_i . One checks that indeed $s_{TU} \in V(T, U)$. If this fails, then the other option is that the value for p_i is 1. Then both $s_{T_1U_2}$ and $s_{T_2U_1}$ should exist, and extended by zeros if necessary. In that case it is checked whether $s_{T_1U_2} + V(T_1) \cap s_{T_2U_1} + V(T_2)$ is empty. If it is not, then s_{TU} is defined to be an element of this intersection, extended by a 1 for the new position p_i . One checks that indeed $s_{TU} \in V(T, U)$. In all other cases $V(T, U)$ is empty.

Next a basis for $V(T)$ is computed for every T labeled by p_i , that is, $T = p_i(T_1, T_2)$. In case the root of T_1 is p_j with $j > i + 1$ then $j - i - 1$ zeros are added to all vectors in the basis of $V(T_1)$, and similarly for T_2 . Now a basis for $V(T_1) \cap V(T_2)$ is computed, and every vector in the basis is extended by an extra 0 for the new position p_i . In case $s_{T_1T_2}$ does not exist then this is a basis for $V(T)$. In case $s_{T_1T_2}$ exists then one more vector is added to the basis, namely $s_{T_1T_2}$ extended by an extra 1 for the new position p_i . In both cases a basis for $V(T)$ has been computed.

This is done for all i , running down from n to 1. Then finally a basis of $T(f)$ is obtained as a basis of the intersection of all $V(T)$, for T running over the m output nodes of the BDD. \square

To sketch what is going on in the algorithm we consider the same ROBDD with respect to $p < q < r$ that we saw before. First for the two nodes T_r, U_r labeled by r the one-dimensional vector $s_{T_rU_r}$ is computed, being equal to $s_{U_rT_r}$. The value 0 for the position r fails since s_{01} does not exist, but the value 1 for the position r succeeds since $s_{00} = s_{11} = \epsilon$. So $s_{T_rU_r} = (1)$: a vector of length 1 corresponding to the variable r , expressing that by swapping r , the two r -nodes transform to each other. Next bases of $V(T_r)$ and $V(U_r)$ are computed, both being empty. Let T_q, U_q be the two nodes labeled by q , the next step is to compute $s_{T_qU_q} = s_{U_qT_q}$.



The algorithm computes the intersection of $(1) + V(T_{q1})$ consisting of the single vector (1) and $s_{00} + V(T_{q2})$, which is the full one-dimensional space, so the intersection consists of (1) . Extended by a 0 in front of the new position for variable q this yields $s_{T_qU_q} = s_{U_qT_q} = (0, 1)$. Both $V(T_q)$ and $V(U_q)$ only consist of the zero vector $(0, 0)$, and have an empty basis.

Finally, a basis for $V(T_p)$ is computed, for T_p being the root node labeled by p . It starts by taking a basis for $V(T_q \cap V(U_q))$, and then it is checked whether

$s_{T_q U_q}$ exists. Indeed it exists and equals $(0, 1)$, to be extended by 1 in front. So the empty basis is extended by the vector $(1, 0, 1)$. So the resulting basis of $V(T_p)$ is $(1, 0, 1)$. Indeed, the effect of addition of $(1, 0, 1)$ is that both p and r are swapped, by which the BDD is transformed to itself, and according to the theorem apart from the identity this is the only operation doing so.

References

- [1] R.E. Bryant. Graph-based algorithms for boolean function manipulation. *IEEE Trans. Comput.*, 35(8):677—691, 1986.
- [2] E.M. Clarke, T.A. Henzinger, H. Veith, and R. Bloem. *Handbook of Model Checking*. Springer International Publishing, 2018.
- [3] J.E. Hopcroft, R. Motwani, and J.D. Ullman. *Introduction to Automata Theory, Languages and Computation*. Addison Wesley, 2007.
- [4] S. Lang. *Introduction to linear algebra*. Springer, 1997.
- [5] E. M. Luks, F. Rákóczi, and C. R. B. Wright. Some algorithms for nilpotent permutation groups. *Journal of Symbolic Computation*, 23(4):335—354, 1997.
- [6] C. Meinel and T. Theobald. *Algorithms and data structures in VLSI design*. Springer, 1998.
- [7] D.R. Simon. On the power of quantum computation. *SIAM Journal on Computing*, 26(5):1474—1483, 1997.
- [8] L. Valiant. The relative complexity of checking and evaluating. *Information Processing Letters*, 5(1):20–23, 1976.