

Current Noise of Hydrodynamic Electrons

Aaron Hui and Brian Skinner

Department of Physics, Ohio State University, Columbus, Ohio 43202, USA

(Dated: February 22, 2023)

A resistor at finite temperature produces white noise fluctuations of the current called Johnson-Nyquist noise. Measuring the amplitude of this noise provides a powerful primary thermometry technique to access the electron temperature. In practical situations, however, one needs to generalize the Johnson-Nyquist theorem to handle spatially inhomogeneous temperature profiles. Recent work provided such a generalization for ohmic devices obeying the Wiedemann-Franz law, but there is a need to provide a similar generalization for hydrodynamic electron systems, since hydrodynamic electrons provide unusual sensitivity for Johnson noise thermometry but they do not admit a local conductivity nor obey the Wiedemann-Franz law. Here we address this need by considering low-frequency Johnson noise in the hydrodynamic setting for a rectangular geometry. Unlike in the ohmic setting, we find that the Johnson noise is geometry-dependent due to non-local viscous gradients. Nonetheless, ignoring the geometric correction only leads to an error of at most 40% as compared to naively using the ohmic result.

Introduction – The measurement of heat flow has long been a pivotal tool for exploring many-body systems in condensed matter and materials physics. For example, measurements of thermal conductivity or heat capacity reflect the existence of whichever quasiparticles are present in the system, including those which are charge neutral. But such measurements require an accurate thermometer, and modern metrology schemes increasingly require nanoscale temperature resolution.

In the context of electron systems, one challenge of nanoscale thermometry is to disentangle electron and phonon contributions to heat transport; in settings with weak electron-phonon coupling, the electron and phonon temperatures may not even be the same. Johnson noise thermometry addresses the electronic half of this issue: it is a powerful primary thermometry technique that allows one direct and isolated access to the electronic degrees of freedom. For this technique’s simplest formulation, consider a resistor held at a uniform electronic temperature T_0 . The Johnson-Nyquist theorem (fluctuation-dissipation theorem) dictates that in a two-terminal setup

$$S(t-t') \equiv \langle \delta I(t) \delta I(t') \rangle = \frac{2k_B T_0}{R} \delta(t-t'), \quad (1)$$

where $\delta I(t) = I(t) - \langle I \rangle$ is the charge current fluctuation at time t and R is the resistance; $\langle \dots \rangle$ denotes an ensemble average (i.e. a time average if ergodicity is assumed) [1]. As seen in Eq. (1), the time-averaged current fluctuations provide a direct measure of the temperature of the electron bath in the resistor. The noise correlator $S(t-t')$ can be written in units of temperature, defining the so-called Johnson noise temperature

$$T_{\text{JN}} \equiv \lim_{\omega \rightarrow 0} \frac{R}{2k_B} S(\omega) \quad (2)$$

where $S(\omega) = \int_{-\infty}^{\infty} dt e^{-i\omega t} S(t)$ is the (two-sided) Fourier transform of the current noise correlator. Therefore,

in situations with uniform temperature the Johnson-Nyquist theorem tells us that $T_{\text{JN}} = T_0$; the Johnson noise temperature directly measures the electronic temperature T_0 without need for calibration. In other words, Johnson noise acts as a primary thermometer. This thermometry technique has recently been fruitfully utilized to make record-sensitive bolometers [2–6] and to make measurements of electronic thermal conductivity and heat capacity [7–9].

In many practical situations, such as those listed above, the fundamental Eq. (1) does not strictly apply since the electronic temperature is not spatially uniform. Generalizations of Eq. (1) have been previously studied [10, 11] for electronic systems that obey Ohm’s law, i.e. where a local proportionality $J(\mathbf{x}) = \sigma(\mathbf{x})E(\mathbf{x})$ between current density and electric field holds, as well as the Wiedemann-Franz (WF) law. These studies find that when current flows through a two-terminal device, Joule heating leads to an increase in the Johnson noise (in temperature units) by

$$\delta T_{\text{JN}} \equiv T_{\text{JN}} - T_0 = \frac{PR}{12L_0 T_0}. \quad (3)$$

Here $P = I^2 R$ is the Joule power, R is the resistance, and $L_0 = \kappa/(\sigma T_0) = (\pi^2/3)(k_B/e)^2$ is the Lorenz ratio. Equation (3) has been known for the special case of a rectangular geometry with a spatially uniform and diagonal conductivity tensor since at least 1992 [12], but in fact Eq. (3) is generic for any two-terminal geometry and any form of the conductivity tensor (even if it exhibits spatial variations), so long as Ohm’s law and the WF law are obeyed [11].

What has remained unknown is how Eq. (3) should be generalized for situations where the electrical current is not governed by Ohm’s law. Electronic systems that violate Ohm’s law have become increasingly prominent in recent years, with experimental works demonstrating a hydrodynamic regime of strongly-interacting electrons

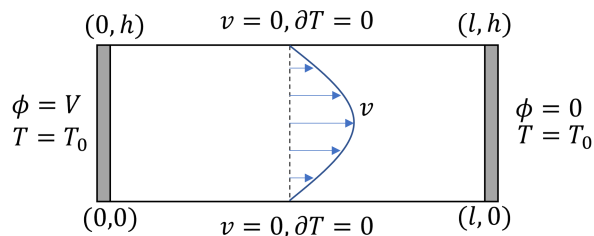


FIG. 1. The rectangular geometry that we consider and its boundary conditions. A voltage V is applied across the contacts, and we consider no-slip boundary conditions at the walls. We also fix the temperature on the x boundaries and enforce $\partial_y T = 0$ on the y boundaries.

in a number of materials [13–40]. In such systems there is no concept of a spatially local conductivity and WF is violated. Graphene in particular is a material of choice both for Johnson noise thermometry and electron hydrodynamics, due to its relatively weak electron-phonon coupling, low disorder, and strong electron-electron interactions. The advent of these hydrodynamic electron systems calls for an extension of Johnson noise theory to this new setting.

Moreover, a naïve application of Eq. (3) (as was used, for example, in the seminal measurements of WF violation in graphene [20]) suggests great practical utility of hydrodynamic electrons. Electrons in the hydrodynamic regime can display large WF violations [20, 34, 41–50], and deep in the hydrodynamic regime (with only a single type of carrier) the Lorenz ratio $\kappa/(\sigma T_0)$ becomes very small [41–43, 45, 49]. Naively inserting this small effective Lorenz ratio into Eq. (3) suggests a very large sensitivity for Johnson noise in the hydrodynamic regime. Such high sensitivity would imply that hydrodynamic electrons are ideal for bolometry and thermometry applications. Therefore, the key question of the fate of thermal noise in a hydrodynamic electron system and the validity of Eq. (3) has significant practical and theoretical importance for the development of electron thermometry.

In this paper, we explicitly study the Johnson noise of hydrodynamic electrons. We analytically solve for the low-frequency fluctuations of the Navier-Stokes equations in a rectangular geometry, depicted in Fig. 1. We find that the Johnson noise temperature is no longer geometry-independent due to non-local viscous gradients, as opposed to the ohmic case [11]. Despite this nonuniversality, Eq. (3) is of the correct functional form up to a multiplicative geometric correction. In fact, this geometric correction is no larger than 40% for any aspect ratio of the system or any value of the electron-electron scattering rate. Thus, Eq. (3) provides a generally correct description of the Johnson noise, even though the resistance R and Lorenz ratio L are strongly renormalized by hydrodynamic effects.

Mathematical Setup – Throughout this paper, we work with the rectangular geometry shown in Fig. 1. The full

equations of motion for incompressible flow are given by

$$\partial_t \mathbf{v} + \mathbf{v} \cdot \nabla \mathbf{v} = -\frac{1}{\rho} \nabla P - \frac{q}{m} \nabla \phi - \gamma \mathbf{v} + \nu \nabla^2 \mathbf{v} \quad (4)$$

$$\partial_t T + \mathbf{v} \cdot \nabla T = \frac{\kappa}{2c_p} \nabla^2 T + \frac{\nu}{2c_p} (\partial_k v^i + \partial_i v^k)^2 + \frac{\gamma}{c_p} v^2 \quad (5)$$

$$\nabla \cdot \mathbf{v} = 0. \quad (6)$$

The hydrodynamic fields are the velocity v , the temperature T , the pressure P , and the electric potential ϕ . The phenomenological constants in the equations of motion are the hydrodynamic mass m , the charge q , the mass density ρ , the momentum relaxation rate γ , the viscosity ν , the specific heat at constant pressure c_p , and the thermal conductivity κ . We have assumed a constant density and focus only on incompressible flows [51]; these assumptions are valid for flows with $v \ll c$ and $\tau \gg L/c$ where c is the speed of sound and τ and L are a characteristic time and length, respectively [52] [53]. We also neglect the pressure P since it can be subsumed into an effective electric potential $\phi' = \phi + mP/(\rho q)$. Finally, we will work at linear order, neglecting convection terms $\mathbf{v} \cdot \nabla \mathbf{v}$ and thermal advection $\mathbf{v} \cdot \nabla T$. Dropping convection is valid at low Reynolds numbers $\text{Re}_\nu \equiv vL/\nu \ll 1$ [54] or at low “momentum-relaxation Reynolds number” [55] $\text{Re}_\gamma \equiv v/L\gamma \ll 1$. Graphene experiments are typically deep within this low Reynolds number regime, with $\gamma \sim 650$ GHz, $\nu \sim 0.1 \text{ m}^2/\text{s}$, and $L \sim 5 \mu\text{m}$ [19] so that $\text{Re}_\gamma \sim I/(26 \text{ mA})$ and $\text{Re}_\nu \sim I/(160 \mu\text{A})$ [55]. Moreover, dropping thermal advection is valid for $\kappa/(c_p L) \gg v$ when thermal diffusion is fast compared to the fluid velocity. After these simplifications, the equations of motion become

$$\partial_t \mathbf{v} = -\frac{q}{m} \nabla \phi - (\gamma - \nu \nabla^2) \mathbf{v} \quad (7)$$

$$\partial_t T = \frac{\kappa}{2c_p} \nabla^2 T + \frac{\nu}{2c_p} (\partial_k v^i + \partial_i v^k)^2 + \frac{\gamma}{c_p} v^2 \quad (8)$$

$$\nabla \cdot \mathbf{v} = 0 \quad (9)$$

Eq. (7) is the momentum balance equation with an electric force, momentum relaxation, and viscous drag. Eq. (8) is the heat equation, with source terms from viscous heating and Joule heating. Supplemented by fixed-voltage, fixed-temperature, and no-slip/no-heat-flow boundary conditions (see Fig. 1), solving these equations provides the quasi-equilibrium solution about which we will study noise fluctuations.

Once the steady-state solution is known, we can study the thermal noise fluctuations. We are interested in low frequency solutions, $s \rightarrow 0$, where the velocity fluctuations δv_i are described by the Laplace transform of

Eq. (7) [56]

$$\begin{aligned} (s + \gamma - \nu \nabla_{\mathbf{r}}^2) \langle \delta v_i(\mathbf{r}, s) \delta v_j(\mathbf{r}', 0) \rangle &= \langle \delta v_i(\mathbf{r}, 0) \delta v_j(\mathbf{r}', 0) \rangle \\ &\equiv \frac{k_B T(\mathbf{r})}{\rho} \delta(\mathbf{r} - \mathbf{r}') \delta_{ij} \end{aligned} \quad (10)$$

where s is the Laplace parameter [57] and the initial condition on the RHS of Eq. (10) is given by the equipartition theorem. This equation is supplemented by the incompressibility condition on fluctuations $\partial_i \langle \delta v_i(\mathbf{r}, s) \delta v_j(\mathbf{r}', 0) \rangle = 0$. In writing Eq. (10) with the incompressibility condition, we have neglected the electric potential (pressure) and density fluctuations. This approximation is again valid when $\omega \ll c/L$, i.e. when the frequency is much smaller than the characteristic sound frequency of the sample. Finally, to obtain the current fluctuations from the velocity fluctuations, it is convenient to apply the relation $I = \frac{1}{\ell} \int dx dy J_x$ to the solution of Eq. (10); this relation arises from current conservation since $\int dy J_x$ is independent of x .

For simplicity, we ignore in this paper other forms of noise that may be present. Shot noise, in particular, is also present and for diffusive conductors it dominates whenever the source-drain voltage V is large enough that $eV \gg k_B T$ (see, e.g., Refs. [58, 59]). However, recent experiments measuring Johnson noise in hydrodynamic electrons tend to operate in a regime where Johnson noise is dominant over shot noise [7–9, 20] [60]. We leave an exploration of other noise mechanisms in the hydrodynamic regime to future work.

Solution – We begin by solving the steady-state equations of motion to determine the temperature profile. The steady-state velocity profile is given by the ohmic-Poiseuille solution (see, e.g., Ref. 17)

$$J_x(y) \equiv n v_x(y) = \sigma_D E_x \left[1 - \frac{\cosh\left(\frac{y-h/2}{\lambda}\right)}{\cosh\left(\frac{h}{2\lambda}\right)} \right], \quad (11)$$

where $\sigma_D \equiv ne^2/(m\gamma)$ is the Drude conductivity and the electric field $E_x = V/\ell$. The viscous length scale or Gurzhi length $\lambda \equiv \sqrt{\nu/\gamma}$ is a length scale below which viscous effects are important. For convenience, we can define an effective conductivity $\bar{\sigma} \equiv (\ell/h)/R = (1 - \frac{2\lambda}{h} \tanh \frac{h}{2\lambda}) \sigma_D$, where the two-terminal resistance $R = V/I$ was computed using Eq. (11). In the ohmic limit $\lambda \ll h$, the effective conductivity $\bar{\sigma} \rightarrow \sigma_D$ reduces to the usual Drude conductivity. We emphasize that a local conductivity is *not* well-defined in the presence of viscosity; the effective conductivity is useful as a measure of the heat dissipation, not of the local current-voltage relation. The solution for the velocity profile in Eq. (11) determines the dissipative heating terms in Eq. (8), which allows us to solve for the temperature profile.

We use Fourier techniques to obtain the temperature

profile analytically. The exact result can be written as

$$T(\mathbf{x}) = T_0 + \frac{\bar{\sigma} V^2}{\kappa} \left[\frac{1}{2} \tilde{x}(1 - \tilde{x}) - \frac{h^2}{\ell^2} F\left(\frac{h}{\ell}, \frac{\lambda}{h}; \mathbf{x}\right) \right] \quad (12)$$

where $\tilde{x} = x/\ell$ is the non-dimensionalized x -coordinate and F is a double Fourier sum (see Appendix for details). To obtain a qualitative understanding, we consider this result in various simplifying limits (see Fig. 2).

In the ohmic limit $\lambda \ll h$, the heating profile (i.e. the heat per unit area generated at each point) is spatially uniform; since $F \rightarrow 0$, this limit admits the simple parabolic temperature profile

$$T_{\text{ohm}}(x) = T_0 + \frac{\bar{\sigma} V^2}{\kappa} \frac{1}{2} \tilde{x}(1 - \tilde{x}) + \mathcal{O}(\lambda/h), \quad (13)$$

with $\bar{\sigma} \rightarrow \sigma_D$. This parabolic profile is the result of the thermal boundary conditions: heat is only allowed to flow at the contacts at $x = 0$ and $x = \ell$, so the temperature must be maximal in the center and minimal at the fixed-temperature boundaries.

In the opposite viscous limit, $\lambda \gg h$, viscous dissipation leads to a non-uniform dissipation of heat along the y direction (though heat is still generated uniformly in x , as in the ohmic case). The temperature profile then obtains a “geometric correction” to the ohmic result as a function of the aspect ratio h/ℓ . In the thin channel regime $h \ll \ell$, analyticity of F around $h/\ell = 0$ means that the temperature profile takes the simple form

$$T_{\text{thin}} = T_0 + \frac{\bar{\sigma} V^2}{\kappa} \frac{1}{2} \tilde{x}(1 - \tilde{x}) + \mathcal{O}(h^2/\ell^2) \quad (14)$$

This “ohmic-like” temperature profile arises due to the fact that in the thin channel limit, the problem becomes quasi-1D; heating inhomogeneities rapidly equilibrate along y as compared to along x , leading to small, $\mathcal{O}(h^2/\ell^2)$ corrections to the “ohmic-like” temperature profile that is independent of y . An example of an “ohmic-like” temperature profile in the thin channel limit is plotted in Fig. 2b.

As we will see below, the temperature profile determines the Johnson noise profile, so that correspondingly Eq. (3) is obeyed in both the ohmic limit and the thin channel limit (for the latter case, even in the limit of zero Drude resistivity, $\gamma \rightarrow 0$). Therefore, in order to observe any deviation from the ohmic result for the Johnson noise, one needs to be the regime $\ell \gtrsim h \gtrsim \lambda$, for which the temperature profile is nonuniform in the y direction. An example of such a profile is shown in Fig. 2a, where one can see that viscous dissipation leads to increased temperature at the boundaries due to the no-slip boundary friction.

Given the temperature profile, we can solve for the measured current noise via Eq. (10), again using Fourier techniques. The analytic result can be written as

$$S = \frac{2k_B}{R} \left[T_0 + \frac{\bar{\sigma} V^2}{12\kappa} f(h/\ell, \lambda/h) \right], \quad (15)$$

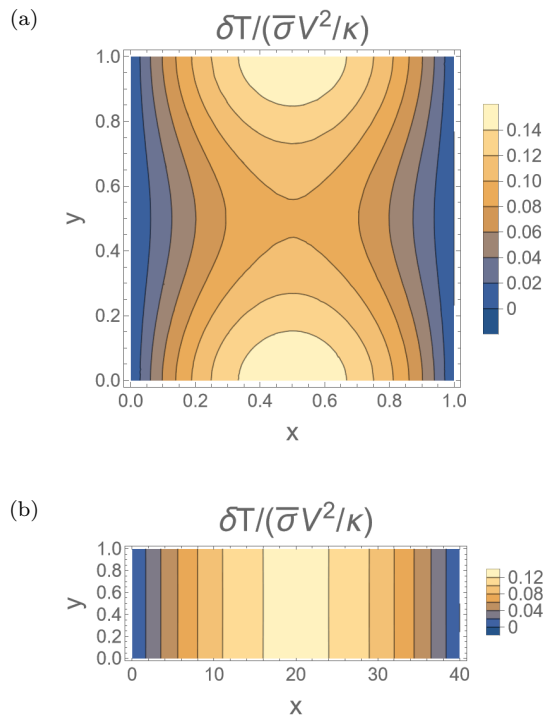


FIG. 2. A plot of the purely viscous ($\lambda \rightarrow \infty$) temperature profiles for (a) $h/\ell = 1$ and (b) $h/\ell = 1/40$. Notice that for (b), the profile is very similar to the ohmic profile, having negligible y variation.

where the function f is a Fourier series and is plotted in Fig. 3 (see Appendix for details). In the ohmic limit $\lambda \ll h$, we find that $f \rightarrow 1$, recovering the previous ohmic result for the Johnson noise [11] (see Eq. (3)).

$$S_{\text{ohm}} = \frac{2k_B}{R} \left[T_0 + \frac{\sigma_D V^2}{12\kappa} \right] \quad (16)$$

Therefore, we interpret f as a geometric correction to the ohmic Johnson noise result. For $h \ll \ell$ where the temperature profile is “ohmic-like”, we also obtain the ohmic result $f \rightarrow 1$. Around $\lambda/h \sim 0.2$, we find that $f - 1$ changes sign. This sign change is due to a crossover from the regime where Joule heating dominates to the regime where viscous heating dominates, which produces a corresponding change in the “topography” of the temperature profile. When Joule heating dominates ($\lambda/h \lesssim 0.2$) there is a single temperature peak in the center, while when viscous heating dominates ($\lambda/h \gtrsim 0.2$) there are two temperature peaks, one at each boundary.

In general, the dimensionless function f is a slow $\mathcal{O}(1)$ function of h/ℓ and λ/h and f never deviates from unity by more than 40%. Deep in the limit of viscous flow and large aspect ratio ($\lambda/h \gg 1$ and $h/\ell \gg 1$), i.e. the top-right corner of Fig. 3, the value of f approaches $3/5$. Despite this conclusion that the “ohmic” result of Eq. (3) is always “nearly correct,” we emphasize that the sensitivity of Johnson noise thermometry is generally strongly

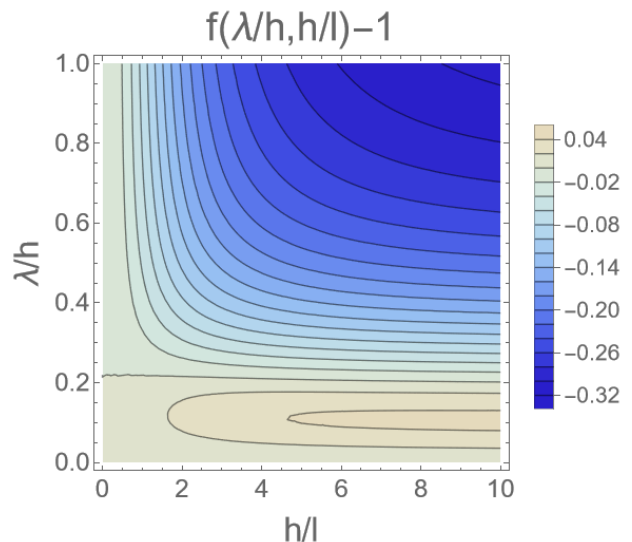


FIG. 3. A plot of $f(h/\ell, \lambda/h) - 1$, the deviation of the geometric correction to the Johnson noise from unity. In both the ohmic limit, $\lambda/h \ll 1$, and the thin channel limit, $h/\ell \ll 1$, the proportionality between the increase in Johnson noise and the Joule heating is equivalent to that of the Ohmic case and $f \rightarrow 1$. In the case $\lambda/h \gg 1$ and $h/\ell \gg 1$, where viscous effects are most prominent, $f \rightarrow 3/5$.

renormalized by hydrodynamic effects. Specifically, viscous effects tend to strongly renormalize the resistance R and the Lorenz ratio $L = \kappa/(\sigma T_0)$, thereby making a large quantitative change in the measured Johnson noise.

Conclusion – In this paper we have shown that the relation between Johnson noise and Joule heating, previously derived only for the case of ohmic devices that also obey the WF law [Eq. (3)], is, surprisingly, mostly valid even for hydrodynamic electrons [Eq. 10]. A geometric correction arises that is associated with the preferential heating of the system near its no-slip boundaries by viscous shear, but this correction is never more than 40%, regardless of the aspect ratio of the sample or the magnitude of the viscosity. Our result enables a range of fundamental and applied applications in thermometry and bolometry, and justifies applying existing Johnson noise thermometry techniques (those of Refs. 8 and 9, for example) directly in the hydrodynamic regime.

Our results, derived for a Galilean-invariant fluid, can be directly extended to the “Dirac fluid” limit, for which n-type and p-type carriers coexist (as in graphene near the charge neutral point) [61]. In general, when the electron chemical potential is sufficiently removed from the Dirac point, electron-hole scattering causes the majority carriers to drag the minority carriers, so that electrons and holes equilibrate to the same hydrodynamic drift velocity. Very near the Dirac point, however, there is a zero-momentum mode with disequibrated electron and hole drift velocities that can also carry current. This zero-momentum mode can relax cur-

rent via electron-hole scattering, increasing the current-relaxation rate and suppressing the viscous length λ . Therefore, when the chemical potential is sufficiently close to the Dirac point, the current noise should return to ohmic-like behavior. To estimate the window where the zero-momentum mode needs to be treated, we estimate the two modes' relative contribution to the effective conductivity. Using the Drude form $ne^2/(m\gamma)$ as a guide, we need to estimate the parameters n , m , and γ for the two modes. We first consider the finite-momentum (hydrodynamic) mode. The effective conductivity of this mode is $\sigma_F \sim \frac{n_- e^2}{W/(n_- v_F)^2} \frac{1}{\gamma_{\text{imp}} + \nu/L^2}$, where W is the enthalpy, $n_- = n_e - n_h$ is the charge density, v_F is the Dirac Fermi velocity, and L is a characteristic length. For the zero-momentum mode, we estimate the effective conductivity to be $\sigma_z \sim \frac{n_+ e^2}{k_B T/v_F^2} \frac{1}{\gamma_{ee}}$, where $n_+ = n_e + n_h$ is the particle density, γ_{ee} is the electron-electron collision rate, and we have estimated the mass with the thermal mass $k_B T/v_F^2$. Taking the ratio, we find that in the Dirac fluid limit $\mu \ll k_B T$,

$$\begin{aligned} \frac{\sigma_z}{\sigma_F} &\sim \frac{n_+}{n_-} \frac{W/(n_- v_F)^2}{k_B T/v_F^2} \frac{\gamma_{\text{imp}} + \nu/L^2}{\gamma_{ee}} \\ &\sim \frac{(k_B T)^2}{\mu^2} \left[\frac{l_{ee}^2}{L^2} + \frac{\gamma_{\text{imp}}}{\gamma_{ee}} \right], \end{aligned} \quad (17)$$

where we evaluate n_+ , n_- , W using the Fermi-Dirac distribution [62] and use $\nu \sim l_{ee}^2 \gamma_{ee}$, where the electron-electron scattering length $l_{ee} \sim v_F/\gamma_{ee}$. Therefore, even in the Dirac fluid limit, the zero-momentum mode can be neglected so long as $\mu^2/(k_B T)^2 \gg l_{ee}^2/L^2 + \gamma_{\text{imp}}/\gamma_{ee}$, where the RHS is small in the hydrodynamic limit. Where this inequality is satisfied, our main result, Eq. (10), applies directly; where it is violated, the ohmic result of Eq. (3) applies. We remark that it is possible to make more rigorous estimates using the explicit expressions from Boltzmann kinetic theory [26, 41, 63] which give the same functional form.

While for a rectangular geometry the geometric correction f to the Johnson noise does not deviate greatly from unity, one may wonder whether this conclusion is strongly geometry-dependent. More specifically, one can ask about the annular Corbino geometry, which has been shown to exhibit ‘‘paradoxical’’ behavior for hydrodynamic electron flow, with a near-vanishing of the bulk electric field even when a strong current is flowing [38–40, 64, 65]. If one thinks about Johnson noise via a naïve application of the Shockley-Ramo theorem [66–69], then this bulk electric field expulsion would seemingly imply that the Johnson noise is unmodified by current flow, even as this flow produces significant electron heating. However, the version of Shockley-Ramo appropriate for an electron fluid [69] relies on a well-defined local conductivity. We expect that the current noise for the Corbino geometry is qualitatively the same as for the rectangle; we do not expect any zeros or anomalies, only a quanti-

tative change in the geometric correction. In the ohmic limit (i.e. small λ), we expect a return to Eq. (3). Moreover, when the two annular radii $r_2 - r_1 \equiv \delta \ll r_1$ are very close, the temperature variations are suppressed by $\mathcal{O}(\delta^2)$ so we also expect the current noise to be ohmic-like in this 1D limit. We leave further exploration of the Corbino and of other geometries to future work.

Acknowledgements We thank Philip Kim, Jonah Waissman, Artem Talanov, Zhongying Yan, Alex Levchenko, Grisha Falkovich, D. E. Prober, and Justin C. W. Song for discussions. B. S. was partly supported by NSF Grant No. DMR-2045742.

-
- [1] The usual expression $\langle I^2 \rangle = 4k_B T_0 \Delta f/R$ can be obtained by convolving with the inverse Fourier transform of a rectangular function (band-pass filter) of width Δf (with low and high band edges set appropriately) and setting $t - t' = 0$. Since we are working with two-sided Fourier transforms, the negative frequencies will provide the additional factor of 2.
 - [2] B. S. Karasik, C. B. McKitterick, and D. E. Prober, Prospective performance of graphene hebb for ultrasensitive detection of sub-mm radiation, *Journal of Low Temperature Physics* **176**, 249 (2014).
 - [3] D. K. Efetov, R.-J. Shiue, Y. Gao, B. Skinner, E. D. Walsh, H. Choi, J. Zheng, C. Tan, G. Grosso, C. Peng, J. Hone, K. C. Fong, and D. Englund, Fast thermal relaxation in cavity-coupled graphene bolometers with a johnson noise read-out, *Nature Nanotechnology* **13**, 797 (2018).
 - [4] W. Miao, H. Gao, Z. Wang, W. Zhang, Y. Ren, K. M. Zhou, S. C. Shi, C. Yu, Z. Z. He, Q. B. Liu, and Z. H. Feng, A graphene-based terahertz hot electron bolometer with johnson noise readout, *Journal of Low Temperature Physics* **193**, 387 (2018).
 - [5] C. Liu, L. Du, W. Tang, D. Wei, J. Li, L. Wang, G. Chen, X. Chen, and W. Lu, Towards sensitive terahertz detection via thermoelectric manipulation using graphene transistors, *NPG Asia Materials* **10**, 318 (2018).
 - [6] W. Miao, F. M. Li, Z. Z. He, H. Gao, Z. Wang, W. Zhang, Y. Ren, K. M. Zhou, J. Q. Zhong, S. C. Shi, C. Yu, Q. B. Liu, and Z. H. Feng, Demonstration of a high-sensitivity and wide-dynamic-range terahertz graphene hot-electron bolometer with johnson noise thermometry, *Applied Physics Letters* **118**, 013104 (2021).
 - [7] K. C. Fong and K. C. Schwab, Ultrasensitive and wide-bandwidth thermal measurements of graphene at low temperatures, *Phys. Rev. X* **2**, 031006 (2012).
 - [8] J. Crossno, X. Liu, T. A. Ohki, P. Kim, and K. C. Fong, Development of high frequency and wide bandwidth johnson noise thermometry, *Applied Physics Letters* **106**, 023121 (2015).
 - [9] J. Waissman, L. E. Anderson, A. V. Talanov, Z. Yan, Y. J. Shin, D. H. Najafabadi, M. Rezaee, X. Feng, D. G. Nocera, T. Taniguchi, K. Watanabe, B. Skinner, K. A. Matveev, and P. Kim, Electronic thermal transport measurement in low-dimensional materials with graphene

- non-local noise thermometry, *Nature Nanotechnology* **17**, 166 (2022).
- [10] E. V. Sukhorukov and D. Loss, Noise in multiterminal diffusive conductors: Universality, nonlocality, and exchange effects, *Phys. Rev. B* **59**, 13054 (1999).
- [11] C. Pozderac and B. Skinner, Relation between johnson noise and heating power in a two-terminal conductor, *Phys. Rev. B* **104**, L161403 (2021).
- [12] D. E. Prober, Superconducting terahertz mixer using a transition-edge microbolometer, *Applied Physics Letters* **62**, 2119 (1993).
- [13] A. Lucas and K. C. Fong, Hydrodynamics of electrons in graphene, *Journal of Physics: Condensed Matter* **30**, 053001 (2018).
- [14] B. N. Narozhny, Hydrodynamic approach to two-dimensional electron systems, *La Rivista del Nuovo Cimento* **45**, 661 (2022).
- [15] M. J. M. de Jong and L. W. Molenkamp, Hydrodynamic electron flow in high-mobility wires, *Phys. Rev. B* **51**, 13389 (1995).
- [16] M. Müller, J. Schmalian, and L. Fritz, Graphene: A nearly perfect fluid, *Phys. Rev. Lett.* **103**, 025301 (2009).
- [17] I. Torre, A. Tomadin, A. K. Geim, and M. Polini, Non-local transport and the hydrodynamic shear viscosity in graphene, *Phys. Rev. B* **92**, 165433 (2015).
- [18] L. Levitov and G. Falkovich, Electron viscosity, current vortices and negative nonlocal resistance in graphene, *Nature Physics* **12**, 672 (2016).
- [19] D. A. Bandurin, I. Torre, R. K. Kumar, M. B. Shalom, A. Tomadin, A. Principi, G. H. Auton, E. Khestanova, K. S. Novoselov, I. V. Grigorieva, L. A. Ponomarenko, A. K. Geim, and M. Polini, Negative local resistance caused by viscous electron backflow in graphene, *Science* **351**, 1055 (2016), <https://www.science.org/doi/pdf/10.1126/science.aad0201>.
- [20] J. Crossno, J. K. Shi, K. Wang, X. Liu, A. Harzheim, A. Lucas, S. Sachdev, P. Kim, T. Taniguchi, K. Watanabe, T. A. Ohki, and K. C. Fong, Observation of the dirac fluid and the breakdown of the wiedemann-franz law in graphene, *Science* **351**, 1058 (2016), <https://www.science.org/doi/pdf/10.1126/science.aad0343>.
- [21] H. Guo, E. Ilseven, G. Falkovich, and L. S. Levitov, Higher-than-ballistic conduction of viscous electron flows, *Proceedings of the National Academy of Sciences* **114**, 3068 (2017).
- [22] R. Krishna Kumar, D. A. Bandurin, F. M. D. Pellegrino, Y. Cao, A. Principi, H. Guo, G. H. Auton, M. Ben Shalom, L. A. Ponomarenko, G. Falkovich, K. Watanabe, T. Taniguchi, I. V. Grigorieva, L. S. Levitov, M. Polini, and A. K. Geim, Superballistic flow of viscous electron fluid through graphene constrictions, *Nature Physics* **13**, 1182 (2017).
- [23] D. A. Bandurin, A. V. Shytov, L. S. Levitov, R. K. Kumar, A. I. Berdyugin, M. Ben Shalom, I. V. Grigorieva, A. K. Geim, and G. Falkovich, Fluidity onset in graphene, *Nature Communications* **9**, 4533 (2018).
- [24] B. A. Braem, F. M. D. Pellegrino, A. Principi, M. Rössli, C. Gold, S. Hennel, J. V. Koski, M. Berl, W. Dietsche, W. Wegscheider, M. Polini, T. Ihn, and K. Ensslin, Scanning gate microscopy in a viscous electron fluid, *Phys. Rev. B* **98**, 241304(R) (2018).
- [25] A. I. Berdyugin, S. G. Xu, F. M. D. Pellegrino, R. K. Kumar, A. Principi, I. Torre, M. B. Shalom, T. Taniguchi, K. Watanabe, I. V. Grigorieva, M. Polini, A. K. Geim, and D. A. Bandurin, Measuring hall viscosity of graphene's electron fluid, *Science* **364**, 162 (2019), <https://www.science.org/doi/pdf/10.1126/science.aau0685>.
- [26] P. Gallagher, C.-S. Yang, T. Lyu, F. Tian, R. Kou, H. Zhang, K. Watanabe, T. Taniguchi, and F. Wang, Quantum-critical conductivity of the dirac fluid in graphene, *Science* **364**, 158 (2019), <https://www.science.org/doi/pdf/10.1126/science.aat8687>.
- [27] J. A. Sulpizio, L. Ella, A. Rozen, J. Birkbeck, D. J. Perello, D. Dutta, M. Ben-Shalom, T. Taniguchi, K. Watanabe, T. Holder, R. Queiroz, A. Principi, A. Stern, T. Scaffidi, A. K. Geim, and S. Ilani, Visualizing poiseuille flow of hydrodynamic electrons, *Nature* **576**, 75 (2019).
- [28] A. Jenkins, S. Baumann, H. Zhou, S. A. Meynell, D. Yang, K. Watanabe, T. Taniguchi, A. Lucas, A. F. Young, and A. C. B. Jayich, Imaging the breakdown of ohmic transport in graphene (2020).
- [29] M. J. H. Ku, T. X. Zhou, Q. Li, Y. J. Shin, J. K. Shi, C. Burch, L. E. Anderson, A. T. Pierce, Y. Xie, A. Hamo, U. Vool, H. Zhang, F. Casola, T. Taniguchi, K. Watanabe, M. M. Fogler, P. Kim, A. Yacoby, and R. L. Walsworth, Imaging viscous flow of the dirac fluid in graphene, *Nature* **583**, 537 (2020).
- [30] U. Vool, A. Hamo, G. Varnavides, Y. Wang, T. X. Zhou, N. Kumar, Y. Dovzhenko, Z. Qiu, C. A. C. Garcia, A. T. Pierce, J. Gooth, P. Anikeeva, C. Felser, P. Narang, and A. Yacoby, Imaging phonon-mediated hydrodynamic flow in wte2, *Nature Physics* **17**, 1216 (2021).
- [31] A. Aharon-Steinberg, T. Völkl, A. Kaplan, A. K. Pariari, I. Roy, T. Holder, Y. Wolf, A. Y. Meltzer, Y. Myasov, M. E. Huber, B. Yan, G. Falkovich, L. S. Levitov, M. Hücker, and E. Zeldov, Direct observation of vortices in an electron fluid, *Nature* **607**, 74 (2022).
- [32] P. J. W. Moll, P. Kushwaha, N. Nandi, B. Schmidt, and A. P. Mackenzie, Evidence for hydrodynamic electron flow in pdcoo2, *Science* **351**, 1061 (2016).
- [33] M. D. Bachmann, A. L. Sharpe, G. Baker, A. W. Barnard, C. Putzke, T. Scaffidi, N. Nandi, P. H. McGuinness, E. Zhakina, M. Moravec, S. Khim, M. König, D. Goldhaber-Gordon, D. A. Bonn, A. P. Mackenzie, and P. J. W. Moll, Directional ballistic transport in the two-dimensional metal pdcoo2, *Nature Physics* **18**, 819 (2022).
- [34] J. Gooth, F. Menges, N. Kumar, V. Süb, C. Shekhar, Y. Sun, U. Drechsler, R. Zierold, C. Felser, and B. Gotsmann, Thermal and electrical signatures of a hydrodynamic electron fluid in tungsten diphosphide, *Nature Communications* **9**, 4093 (2018).
- [35] G. M. Gusev, A. D. Levin, E. V. Levinson, and A. K. Bakarov, Viscous electron flow in mesoscopic two-dimensional electron gas, *AIP Advances* **8**, 025318 (2018).
- [36] A. D. Levin, G. M. Gusev, E. V. Levinson, Z. D. Kvon, and A. K. Bakarov, Vorticity-induced negative nonlocal resistance in a viscous two-dimensional electron system, *Phys. Rev. B* **97**, 245308 (2018).
- [37] G. M. Gusev, A. S. Jaroshevich, A. D. Levin, Z. D. Kvon, and A. K. Bakarov, Stokes flow around an obstacle in viscous two-dimensional electron liquid, *Scientific Reports* **10**, 7860 (2020).
- [38] M. Shavit, A. Shytov, and G. Falkovich, Freely flowing currents and electric field expulsion in viscous electronics,

- Phys. Rev. Lett. **123**, 026801 (2019).
- [39] A. Stern, T. Scaffidi, O. Reuven, C. Kumar, J. Birkbeck, and S. Ilani, Spread and erase – how electron hydrodynamics can eliminate the landauer-sharvin resistance (2021).
- [40] C. Kumar, J. Birkbeck, J. A. Sulpizio, D. Perello, T. Taniguchi, K. Watanabe, O. Reuven, T. Scaffidi, A. Stern, A. K. Geim, and S. Ilani, Imaging hydrodynamic electrons flowing without landauer–sharvin resistance, *Nature* **609**, 276 (2022).
- [41] M. Müller, L. Fritz, and S. Sachdev, Quantum-critical relativistic magnetotransport in graphene, *Phys. Rev. B* **78**, 115406 (2008).
- [42] M. S. Foster and I. L. Aleiner, Slow imbalance relaxation and thermoelectric transport in graphene, *Phys. Rev. B* **79**, 085415 (2009).
- [43] A. Principi and G. Vignale, Violation of the wiedemann-franz law in hydrodynamic electron liquids, *Phys. Rev. Lett.* **115**, 056603 (2015).
- [44] A. Lucas, R. A. Davison, and S. Sachdev, Hydrodynamic theory of thermoelectric transport and negative magnetoresistance in weyl semimetals, *Proceedings of the National Academy of Sciences* **113**, 9463 (2016).
- [45] A. Lucas and S. Das Sarma, Electronic hydrodynamics and the breakdown of the wiedemann-franz and mott laws in interacting metals, *Phys. Rev. B* **97**, 245128 (2018).
- [46] M. Zarenia, T. B. Smith, A. Principi, and G. Vignale, Breakdown of the wiedemann-franz law in *ab*-stacked bilayer graphene, *Phys. Rev. B* **99**, 161407(R) (2019).
- [47] M. Zarenia, A. Principi, and G. Vignale, Thermal transport in compensated semimetals: Effect of electron-electron scattering on lorenz ratio, *Phys. Rev. B* **102**, 214304 (2020).
- [48] R. A. Robinson, L. Min, S. H. Lee, P. Li, Y. Wang, J. Li, and Z. Mao, Large violation of the wiedemann–franz law in heusler, ferromagnetic, weyl semimetal *co2mnal*, *Journal of Physics D: Applied Physics* **54**, 454001 (2021).
- [49] S. Ahn and S. Das Sarma, Hydrodynamics, viscous electron fluid, and wiedeman-franz law in two-dimensional semiconductors, *Phys. Rev. B* **106**, L081303 (2022).
- [50] S. Li, A. Levchenko, and A. V. Andreev, Hydrodynamic thermoelectric transport in corbino geometry, *Phys. Rev. B* **105**, 125302 (2022).
- [51] We remark that incompressibility of flow has a *different* meaning than that of the incompressibility of an electronic system. The former means only that $v \ll c$, while the latter is a statement about the thermodynamic compressibility $dn/d\mu$.
- [52] L. Landau and E. Lifshitz, *Fluid Mechanics: Landau and Lifshitz: Course of Theoretical Physics, Volume 6*, v. 6 (Elsevier Science, 2013).
- [53] For an unscreened Coloumb potential in 3D, obeying the constitutive relation $\nabla^2\delta\phi = \frac{\delta\rho e}{\epsilon}$, the incompressibility assumption is valid for $v \ll \omega_p L$, where $\omega_p = \sqrt{\frac{ne^2}{m\epsilon}}$ is the plasma frequency for n the number density and ϵ the electric permittivity. Similarly, for the unscreened 2D Coloumb potential, where $\omega \sim \sqrt{k}$, one should take c to be the smallest characteristic group velocity, i.e. $c \sim \left. \frac{d\omega}{dk} \right|_{k=1/L}$.
- [54] Here we invoke Reynolds numbers only to justify dropping convection terms from the hydrodynamic equations, and not to estimate the conditions for the onset of turbulence, which in general is suppressed by the presence of static disorder (as measured by the momentum-relaxing Reynolds number).
- [55] A. Hui, V. Oganessian, and E.-A. Kim, Beyond ohm’s law: Bernoulli effect and streaming in electron hydrodynamics, *Phys. Rev. B* **103**, 235152 (2021).
- [56] L. Landau, E. Lifshitz, and L. Pitaevskii, *Course of Theoretical Physics: Statistical Physics, Part 2 : by E.M. Lifshitz and L.P. Pitaevskii*, v. 9 (1980).
- [57] Since the correlation function is time-reversal even, from the Laplace transform we can obtain the Fourier transform via the replacement $s \rightarrow i\omega$. [56].
- [58] S. Kogan, *Electronic Noise and Fluctuations in Solids* (Cambridge University Press, Cambridge, 1996).
- [59] K. E. Nagaev, Influence of electron-electron scattering on shot noise in diffusive contacts, *Phys. Rev. B* **52**, 4740 (1995).
- [60] The dominance of Johnson noise is experimentally evidenced by the linear relationship between heating power and noise power. Theoretically, this arises in part because hydrodynamic electron behavior tends to appear at elevated temperatures ($\gtrsim 100$ K), but one may also expect that in the hydrodynamic limit electron-electron interactions decrease the Fano factor for shot noise due to strong positional correlations between electrons.
- [61] Additional contributions due to relativistic hydrodynamics are negligible in the limit $v \ll v_F$, where v_F is the “speed of light.” [13].
- [62] B. N. Narozhny, Electronic hydrodynamics in graphene, *Annals of Physics* **411**, 167979 (2019).
- [63] Z. Sun, D. N. Basov, and M. M. Fogler, Universal linear and nonlinear electrodynamic of a dirac fluid, *Proceedings of the National Academy of Sciences* **115**, 3285 (2018), <https://www.pnas.org/doi/pdf/10.1073/pnas.1717010115>.
- [64] A. Hui and B. Skinner, The corbino paradox for hydrodynamic electrons, *Journal Club for Condensed Matter Physics* 10.36471/JCCM_September_2022_01 (2022).
- [65] A. Levchenko, S. Li, and A. V. Andreev, Hydrodynamic magnetoresistance in graphene corbino devices (2022).
- [66] W. Shockley, Currents to conductors induced by a moving point charge, *Journal of Applied Physics* **9**, 635 (1938).
- [67] S. Ramo, Currents induced by electron motion, *Proceedings of the IRE* **27**, 584 (1939).
- [68] Z. He, Review of the shockley–ramo theorem and its application in semiconductor gamma-ray detectors, *Nuclear Instruments and Methods in Physics Research Section A: Accelerators, Spectrometers, Detectors and Associated Equipment* **463**, 250 (2001).
- [69] J. C. W. Song and L. S. Levitov, Shockley-ramo theorem and long-range photocurrent response in gapless materials, *Phys. Rev. B* **90**, 075415 (2014).