

# $\alpha_s$ from an improved $\tau$ vector isovector spectral function

Diogo Boito<sup>1</sup>, Maarten Golterman<sup>2</sup>, Kim Maltman<sup>3</sup>, Santiago Peris<sup>4,\*,\*\*</sup>, Marcus V. Rodrigues<sup>5</sup>, and Wilder Schaaf<sup>6</sup>

<sup>1</sup>Instituto de Física de São Carlos, Universidade de São Paulo,  
CP 369, 13570-970, São Carlos, SP, Brazil

<sup>2</sup>Department of Physics and Astronomy, San Francisco State University,  
San Francisco, CA 94132, USA

<sup>3</sup>Department of Mathematics and Statistics, York University  
Toronto, ON Canada M3J 1P3

<sup>4</sup>Department of Physics and IFAE-BIST, Universitat Autònoma de Barcelona  
E-08193 Bellaterra, Barcelona, Spain

<sup>5</sup>Deutsches Elektronen-Synchrotron (DESY), Notkestraße 85, 22607 Hamburg, Germany

<sup>6</sup>Department of Physics, University of Washington, Seattle, WA 98195-1560, USA

**Abstract.** After discussing difficulties in determining  $\alpha_s$  from tau decay due to the existence of Duality Violations and the associated asymptotic nature of the OPE, we describe a new determination based on an improved vector isovector spectral function, now based solely on experimental input, obtained by (i) combining ALEPH and OPAL results for  $2\pi + 4\pi$  and (ii) replacing  $K^-K^0$  and higher-multiplicity exclusive-mode contributions, both previously estimated using Monte Carlo, with new experimental BaBar results for  $K^-K^0$  and results implied by  $e^+e^-$  cross sections and CVC for the higher-multiplicity modes. We find  $\alpha_s(m_\tau) = 0.3077 \pm 0.0075$ , which corresponds to  $\alpha_s(m_Z) = 0.1171 \pm 0.0010$ . Finally, we comment on some of the shortcomings in the criticism of our approach by Pich and Rodriguez-Sanchez.

It has been clear since the pioneering work of Ref. [1] (see also Ref. [2] for other pre-1992 references and a then-up-to-date implementation of the approach) that Finite Energy Sum Rules (FESRs) provide a potentially useful tool for extracting  $\alpha_s$  from hadronic  $\tau$  decay data. Subsequent increases in the precision of both the experimental data [3, 4] and the order to which the dominant perturbative contribution is known [5] have significantly reduced the resulting uncertainty on  $\alpha_s$ , to the extent that assumptions/approximations which might have been reasonable in 1992 now need to be revisited.

In our context, the FESR consists of the identity

$$\underbrace{\int_{s_{th}}^{s_0} \frac{ds}{s_0} w\left(\frac{s}{s_0}\right) \frac{1}{\pi} \text{Im}\Pi(s)}_{I_w^{exp}(s_0)} = -\underbrace{\frac{1}{2i\pi} \oint_{|z|=s_0} \frac{dz}{s_0} \hat{w}\left(\frac{z}{s_0}\right) D(z)}_{I_w^{th}(s_0)}, \quad (1)$$

with  $\Pi(s)$  the correlator associated with the  $I = 1$  vector current  $\bar{u}\gamma^\mu d$ ,  $w$  and  $\hat{w}$  polynomials related by an integration by parts, and  $D(z)$  the Adler function,  $D(z) = -z \frac{d\Pi(z)}{dz}$ .<sup>1</sup>

\*peris@ifae.es

\*\*Speaker

<sup>1</sup>In general, the axial current can also be considered.

At large enough  $s_0$ , it is reasonable to approximate the RHS using the Operator Product Expansion (OPE)<sup>2</sup> and extract  $\alpha_s$  using experimental data for  $\text{Im}\Pi(z)$  as input on the LHS. The presence of a cut in  $\Pi(z)$ , however, ensures that the OPE is at best an asymptotic expansion in  $1/z$ .<sup>3</sup> The RHS must, then, in general, contain an additional, non-OPE ("duality violating", or DV) contribution to compensate for the lack of convergence on the circle  $|z| = s_0$  [6]. Explicitly,

$$-\frac{1}{2i\pi} \oint_{|z|=s_0} \frac{dz}{s_0} \hat{w}\left(\frac{z}{s_0}\right) D(z) = -\frac{1}{2i\pi} \oint_{|z|=s_0} \frac{dz}{s_0} \hat{w}\left(\frac{z}{s_0}\right) D_{OPE}(z) - \int_{s_0}^{\infty} \frac{ds}{s_0} w\left(\frac{s}{s_0}\right) \text{Im}\Pi_{DV}(s), \quad (2)$$

where the DV contribution,  $\text{Im}\Pi_{DV}(s)$ , accounts for the oscillatory behavior seen at lower  $s$  in the spectrum, before perturbative dominance sets in. This oscillatory behavior, which cannot be accounted for by any power behavior in the OPE, led Ref. [7] to conclude that the OPE should not be used "too close" to the cut. For a number of years this stricture was implemented by "pinching", i.e., by choosing for  $\hat{w}(s/s_0)$  polynomials having a higher order zero at  $s = s_0$ , thus suppressing contributions from near the cut. One, however, faces two potential problems. First, it is not known *a priori* how much pinching is needed for a determination of  $\alpha_s$  free from DV contamination. Second, a polynomial with a higher-degree zero is necessarily higher degree in  $s$ , and generates higher-dimension,  $D$ , OPE contributions on the RHS of Eq. (2). This is potentially problematic, not only because the relevant higher- $D$  condensates are not known, but also because an asymptotic expansion like the OPE ceases to be valid at high orders. This leads us to our first message:

*It is not possible to simultaneously suppress the contribution from DVs and high-order condensates. One should restrict oneself to low orders of the OPE, but in a consistent manner.*

Using a high-degree polynomial with strong pinching, but truncating the OPE at low  $D$ , when unsuppressed higher- $D$  contributions are, in principle, present, is thus a dangerous practice and leads, not surprisingly to inconsistencies [8]. We comment further on this practice, which we refer to as the "truncated OPE" (tOPE) approach [4, 9, 10], in Sec. 3.1.

The above discussion makes it clear it is not safe to ignore DV contributions without further investigation. While no first-principles derivation of the form of  $\text{Im}\Pi_{DV}(s)$  exists, some of its general properties are known. As for the asymptotic expansion in powers of the coupling  $g^2$ , where terms missed in the expansion are known to behave as  $e^{-\text{const}/g^2}$ ,<sup>4</sup> so terms missed in the OPE expansion of  $\text{Im}\Pi(s)$  are expected to behave as  $e^{-\text{const}\cdot s} \times$  (oscillation). This expectation was confirmed in Refs. [11, 12], where the combination of a Regge-like spectrum ( $M_n^2 \sim n$ ) asymptotically and a stringy relation ( $\Gamma_n \sim M_n/N_c$ ) between resonance masses and widths at large (but finite) number of colors,  $N_c$ , and large resonance excitation number,  $n$ ,<sup>5</sup> was shown to lead to the large- $s$  expectation

$$\frac{1}{\pi} \text{Im}\Pi_{DV}(s) = e^{-\delta-\gamma s} \sin\left(\alpha + \beta s + \mathcal{O}(\log s)\right) \left(1 + \mathcal{O}\left(\frac{1}{N_c}, \frac{1}{\log s}, \frac{1}{s}\right)\right). \quad (3)$$

We will use Eq. (3) in conjunction with Eq. (2), and comment on the impact of possible subleading corrections in Sec. 3.2.

<sup>2</sup>In what follows, we consider the perturbative series as the contribution from the identity operator.

<sup>3</sup>A convergent expansion in inverse powers of  $z$  must have a disc of convergence.

<sup>4</sup>Recall the case of renormalons and the perturbative series.

<sup>5</sup>These are properties of QCD in 2 dimensions in the large- $N_c$  limit and also born out phenomenologically in the real world [13–15]

# 1 Analysis

A determination of  $\alpha_s(m_\tau)$  requires one to specify (i) the treatment of the perturbative series; (ii) the choice of weight  $w(s)$  in (1) and whether the tOPE is used; (iii) whether or not DVs are included; and (iv) last, but not least, the experimental data to be used.

The perturbative series is currently known to order  $\alpha_s^4$  [5], with a generous guesstimate of the  $\alpha_s^5$  coefficient. The existence of the contour in Eq. (1), however, leaves open the possibility of playing with the dependence on the renormalization scale  $\mu$ . Two major choices have been most popular. In Contour Improved Perturbation Theory (CIPT) [16, 17], the perturbative scale  $\mu^2$  is set equal to the variable, complex, local value  $s_0 e^{i\phi}$  at each point on the contour. In Fixed Order Perturbation Theory (FOPT), in contrast, the same fixed-scale choice  $\mu^2 = s_0$  is used at all points on the contour. With  $s_0 > 0$  a euclidean quantity, the FOPT choice naturally matches the usual  $\overline{\text{MS}}$  scheme. For many years  $\alpha_s(m_\tau)$  has been obtained by averaging CIPT and FOPT results, with a systematic error component given by half their difference. Recently, however, Hoang and Regner [18] have shown that CIPT gives rise to a perturbative series incompatible with the OPE. Pending a complete analysis where this fundamental flaw is fixed [19, 20], all determinations of  $\alpha_s(m_\tau)$  employing CIPT to date should be discarded. In what follows, therefore, we use only FOPT. This leads us to our second message:

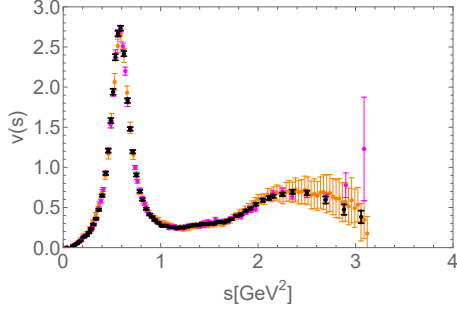
*Previous CIPT-based analyses should be discarded. Unless CIPT is properly mended, averaging CIPT and FOPT values for  $\alpha_s(m_\tau)$  should be avoided.*

We next turn to the choice of weights for use in Eq. (1). In Ref. [21] we chose a set of 4 linearly independent polynomials of degree  $\leq 4$  having no linear term:  $w_0(y) = 1$ ,  $w_2(y) = 1 - y^2$ ,  $w_3(y) = (1 - y)^2(1 + 2y)$ ,  $w_4(y) = (1 - y^2)^2$ . The linear term is avoided because renormalon model analyses show FESRs with such a term to be problematic [22]. This choice has the advantage of variable sensitivity to DVs:  $w_0$  has no pinching, while  $w_{2,3,4}$  are singly, doubly and doubly pinched, respectively. It also produces variable sensitivity to the OPE condensates: up to  $\alpha_s$ -suppressed logarithmic corrections, the  $w_0$  FESR is free of condensate contributions and sensitive only to perturbation theory while the  $w_{2,3,4}$  FESRs receive contributions also from the  $D = 6$  condensate, both  $D = 6$  and 8 condensates, and both  $D = 6$  and 10 condensates, respectively, with  $D = 6$  contributions in the ratios 1 : 3 : 2. The consistency (or lack thereof) of results for this condensate obtained from combined  $w_0$  and  $w_2$ , combined  $w_0$  and  $w_3$  and combined  $w_0$  and  $w_4$  analyses provides a non-trivial check on our analysis framework. Fits to Eq. (2) determine, in addition to  $\alpha_s$ , the relevant OPE condensates and the DV parameters  $\alpha, \beta, \gamma$  and  $\delta$ , also the value of  $s$ ,  $s_{min}$ , above which the parametrization (3) admits fits compatible with the underlying weighted spectral integrals.

We now turn to the experimental data. Two major compilations of  $\tau$  data have been used in previous  $\alpha_s(m_\tau)$  [3, 4] determinations. While this data is on average very precise, contributions from  $K\bar{K}$  and several of the multiparticle states relevant in the higher- $s$  region were based on Monte Carlo rather than experimental data. Fortunately, (i) BaBar results now exist for the  $\tau \rightarrow K^- K_s \nu_\tau$  distribution [23], and (ii)  $e^+e^-$  data<sup>6</sup> combined with the Conserved Vector Current relation allow the multiparticle-mode contributions to be replaced with experimental input.<sup>7</sup> Adding the contributions obtained using updated branching fractions and combining ALEPH and OPAL  $2\pi + 4\pi$  results following the algorithm of Ref. [24], used for the R-data analysis of the muon  $g - 2$ , we obtained the updated  $I = 1$  vector spectral function shown in Fig. 1 [21], which also shows the corresponding original ALEPH and OPAL results. The gain in precision near the end point of the spectrum is striking.

<sup>6</sup>See Ref. [21] for a full list of references.

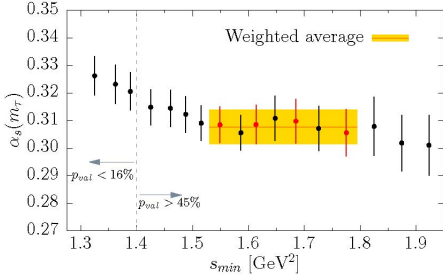
<sup>7</sup>Isospin-breaking corrections to the CVC relation are safely negligible for contributions from this part of the spectrum.



**Figure 1.** ALEPH (magenta) and OPAL (orange) vector spectral functions,  $v(s) = 2\pi\text{Im}\Pi(s)$ , together with the improved combined result of Ref. [21] described in the text (black).

## 2 Results

We have performed a set of single- and multi-polynomial fits with  $s_0 \in [s_{min}, s_{max}]$ , where  $s_{max} = 3.0574\text{GeV}^2$  is the maximum  $s$  of the new spectral function combination. Fig. 2 (left panel) shows the  $s_{min}$  dependence for the simplest fit, using  $w_0(x) = 1$ . We see that  $\alpha_s(m_\tau)$  drifts at low  $s_{min}$ , where the large- $s$  DV parametrization (3) no longer describes the data well for all  $s > s_{min}$ , but reaches a plateau (in the region of the yellow band) as  $s_{min}$  is increased, indicating that above such  $s_{min}$  the form (3) is compatible with the underlying data. The value of  $\alpha_s(m_\tau)$  remains stable at larger  $s_{min}$ , with an error that grows as the fit runs out of experimental data.



mom.	$\alpha_s$	$c_6 [\text{GeV}^6]$
$w_0$	0.3077(65)	--
$w_0 \& w_2$	0.3091(69)	-0.0059(13)
$w_0 \& w_3$	0.3080(70)	-0.0070(12)
$w_0 \& w_4$	0.3079(70)	-0.0068(12)

**Figure 2.** Left panel: Single-weight  $w_0 = 1$  fit results for  $\alpha_s(m_\tau)$  vs.  $s_{min}$ . P-values are  $< 16\%$  to the left of the dashed vertical line and  $> 45\%$  to the right. Right panel: results for  $\alpha_s(m_\tau)$  and the  $D = 6$  condensate,  $c_6$ , from fits using the weights shown in the first column.

The right panel of Fig. 2 shows results for  $\alpha_s(m_\tau)$  and the  $D = 6$  condensate,  $c_6$ , obtained from one- or two-weight fits using the weights listed in column 1. The values of both  $\alpha_s(m_\tau)$  and  $c_6$  are seen to be consistent across fits. Other fits were carried out, always showing consistent results for  $\alpha_s(m_\tau)$ , the condensates, and the DV parameters  $\alpha, \beta, \gamma$  and  $\delta$  [21]. Combining this information, we find, in FOPT,

$$\alpha_s(m_\tau) = 0.3077 \pm 0.0065_{stat} \pm 0.0038_{pert.th.+DV_s} \Leftrightarrow \alpha_s(M_Z) = 0.1171 \pm 0.0010 (\overline{M\overline{S}}_{n_f=5}). \quad (4)$$

where the first error is statistical and the second reflects perturbative and DV uncertainties [21]. The result is in excellent agreement with the PDG world average  $\alpha_s(M_Z) = 0.1179 \pm 0.0009$  [25].

### 3 The criticism of Pich and Rodriguez Sanchez

In a 25th-anniversary special issue of the JHEP journal, the authors of Ref. [26] took the opportunity to express what they consider to be the drawbacks of the approach presented here, while arguing for the alleged virtues of their own truncated OPE (tOPE) approach. Since the limited space available here precludes refuting and/or responding in full to all the claims made there, we restrict ourselves to a couple of important clarifying remarks.<sup>8</sup>

#### 3.1 Comparing theory with experiment: don't ignore correlations!

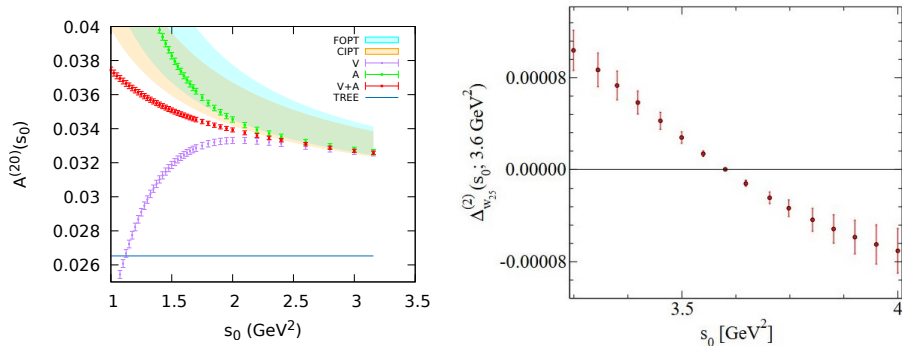
The approach followed in Ref. [26] fits  $\alpha_s$  and lower- $D$  OPE condensates using sets of higher-degree, at least doubly pinched, polynomial FESRs, neglecting DVs, and, more importantly, neglecting higher- $D$  OPE condensate contributions in principle present for the weights included in the analysis (cfr. our first message). The latter neglect is often argued to be justified by the expectation that OPE contributions will behave as  $\sim C_D (\Lambda_{QCD}^2/m_\tau^2)^D$ , where  $\Lambda_{QCD}$  is a typical QCD scale, of the order a few hundred MeV, and  $C_D \sim 1$ . This argument, however, tacitly treats the OPE as if it were convergent. In fact, the expansion is at best asymptotic, and the  $C_D$  are expected to eventually grow close to factorially with increasing  $D$ . Still, even if not justified, it might be that the tOPE assumption happens to work at the  $\tau$  scale.

Let us look at some results purporting to support this suggestion, obtained from analyses of  $V+A$   $\tau$  spectral data in Ref. [26]. Table 2 of that reference quotes the CIPT results  $\alpha_s(m_\tau) = 0.314_{-0.009}^{+0.013}$  and  $\alpha_s(m_\tau) = 0.348_{-0.012}^{+0.014}$ , obtained from the  $w(x) = 1 - 2x + x^2$  and  $w(x) = 1 - x^6$  FESRs, in both cases setting *all* non-perturbative (NP) OPE and DV contributions to zero, even though the former receives OPE contributions up to  $D = 6$  and the latter up to  $D = 14$ . These results (together with other entries in the table) are characterized by the authors as showing “amazing stability”. One should, however, bear in mind that these values are extracted from the same  $\tau$  data and are *very* strongly correlated. Declaring two results  $A$  and  $B$  for the same observable to be compatible based on the overlap of the two errors,  $\delta A$  and  $\delta B$ , is extremely misleading when the results are strongly correlated. A proper compatibility assessment requires determining whether the difference  $\Delta_{AB} = A - B$  is compatible with zero within error, taking all correlations into account. When  $A$  and  $B$  are essentially 100% correlated, the error on  $\Delta_{AB}$  is  $\delta_{AB} = |\delta A - \delta B|$  and, to claim compatibility, one should find  $\Delta_{AB} = 0$  to within this correlated error  $\delta_{AB}$ , not within the sum  $\delta A + \delta B$ , which determines whether the two errors overlap. The claimed compatibility of the two  $\alpha_s$  values above is thus highly questionable (at best).<sup>9</sup>

Similar comments pertain to conclusions drawn from some of the figures in Ref. [26], e.g., the left panel of Fig. 3, which shows the  $s_0$ -dependence of the LHSs of the  $w^{(2,0)}(x) = (1-x)^2$  FESRs, Eq. (1), for the  $V$  (purple),  $A$  (green) and  $\frac{1}{2}(V+A)$  (red) channels, together with predictions obtained including perturbative CIPT and FOPT contributions only, with fitted  $\alpha_s$  as input, once more setting all NP contributions to zero. The CIPT and FOPT results are shown, respectively, by the orange and light-blue bands. From these curves the authors conclude that this OPE truncation is confirmed by the data, since “above 2.2 GeV<sup>2</sup> all experimental curves remain within the  $1\sigma$  perturbative bands”. It is, however, clear that the “theory error”, represented by the orange and light-blue bands, results largely from the errors in the data also being shown. The declared agreement between theory and experimental integrals involves a dangerous double counting of errors which hides the impact of the very strong correlations between theory results at different  $s_0$ , experimental results at different  $s_0$ ,

<sup>8</sup>We will respond in full detail to all claims in a future regular publication.

<sup>9</sup>Assuming, e.g., a 90% correlation, the above two values for  $\alpha_s$  are 6 sigma apart.



**Figure 3.** Left panel:  $s_0$  dependence of the LHS of the  $w^{(2,0)}(x) = (1-x)^2$  FESR for the  $V$  (purple),  $A$  (green) and  $\frac{1}{2}(V+A)$  (red) channels. The orange and light-blue regions are the CIPT and FOPT perturbative predictions for  $\alpha_s(m_\tau) = 0.329^{+0.020}_{-0.018}$ . The blue horizontal line at the bottom indicates the parton-model prediction. Taken from Ref. [26]. Right panel: Double difference  $\Delta_w^{(2)}(s_0, s_0^*)$  using  $e^+e^-$  data (see text).

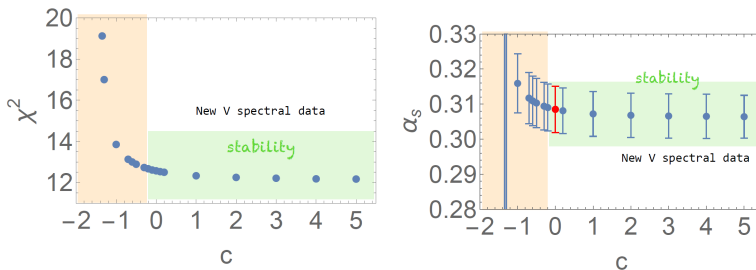
as well as between the theory curves and underlying experimental data. As in our previous example, the difference, in this case *theory* – *data*, employing an error assessment which takes into account all of these correlations, would provide a more reliable means of assessing the supposed compatibility. Regrettably, such checks are not shown in Ref. [26].

The authors of Ref. [26] have also argued that the existence of acceptable fits for 4 OPE parameters ( $\alpha_s$  and either the  $D = 4, 6$  and 8 or  $D = 6, 8$  and 10 condensates) using 5 independent  $s_0 = m_\tau^2$  FESRs with at-least-doubly-pinched weights of degree up to 7 (and hence, in principle, OPE contributions up to  $D = 16$ ) establishes the validity of the neglect of in-principle-present  $D = 10, 12, 14$  and 16 or  $D = 12, 14$  and 16 contributions. They have, moreover, argued against using the  $s_0$  dependence of the resulting fits at lower  $s_0$  to test this assumption, on the grounds that considering such lower- $s_0$  input enhances neglected DV contributions. While kinematic restrictions preclude carrying out  $\tau$ -based analyses at higher  $s_0$ , where this rationale for avoiding  $s_0$ -dependence tests would not apply, one can perform such higher- $s_0$ , tOPE assumption tests by shifting to analyses of  $e^+e^-$  data, where  $s_0$  is kinematically unrestricted. According to the arguments of Ref. [26], if a 5-weight, 4-OPE-parameter tOPE fit to  $e^+e^-$  hadroproduction data is successful at some sufficiently large  $s_0, s_0^*$ , then, since NP OPE condensate and DV contributions are supposedly negligible at  $s_0 = s_0^*$ , they will be even more negligible at even higher  $s_0$  and the tOPE fit results will continue to provide a good representation of the experimental spectral integrals of the analysis at  $s_0 > s_0^*$ . As noted above, to draw statistically meaningful conclusions, it is necessary to take all correlations into account, including those between data and the fitted OPE parameters. In Ref. [27] we carried out this test, first establishing that an acceptable 5-weight, 4-OPE-parameter tOPE fit indeed existed, for  $s_0^* = 3.6 \text{ GeV}^2$ , and then evaluating the double differences between the LHSs and RHSs of Eq. (1),  $\Delta_w^{(2)}(s_0, s_0^*) = [I_w^{th} - I_w^{exp}](s_0) - [I_w^{th} - I_w^{exp}](s_0^*)$ , produced by this fit at  $s_0 > s_0^*$ . The right panel in Fig. 3 shows an example of the results obtained, in this case for one of the weights,  $w_{25}(x) = 1 - 7x^6 + 6x^7$ , which forms part of the “optimal weight” set of Ref. [9]. It is clear that, away from  $s_0 = s_0^*$ ,  $\Delta_w^{(2)}(s_0, s_0^*)$  is nowhere near zero within errors. See Ref. [27] for more details and further examples. It is clear that the tOPE assumption fails badly, and this leads us to our third message:

To establish agreement between two strongly correlated observables  $A$  and  $B$ , the result for  $A - B$  should be shown to be 0 within errors obtained taking all correlations into account.

### 3.2 Duality Violations

Though the DV parametrization (3) is supposed to be valid up to corrections falling off at large  $s$ , the authors of Ref. [9] have performed analyses with this expression multiplied by a factor  $s^k$ , with  $k$  a *positive* integer as large as 8, and concluded that the result for  $\alpha_s(m_\tau)$  is very sensitive to  $k$  and hence to the form chosen for the DV contribution to the spectral function.<sup>10</sup> Interestingly, the same authors made no attempt to study the effect of adding such an  $s^k$  factor in a whole series of papers analyzing the  $V - A$  correlator using precisely the DV parametrization shown in Eq. (3) (see Ref. [28] and references therein). Such a factor, in any case, makes little sense given the functional dependence of the corrections to the large- $s$  limit indicated in Eq. (3).



**Figure 4.**  $\chi^2$  (left panel) and  $\alpha_s(m_\tau)$  (right panel) as functions of  $c$  (see text) from a fit to the new  $V$ -channel tau data. The red point is our result for  $w_0 = 1$  in the RHS panel of Fig. 2.

A variation which does make sense is obtained by multiplying the expression (3) by a correction  $(1 + c/s)$ , with  $c$  a constant [11], which the authors of Ref. [26] also explored, obtaining the results  $\alpha_s(m_\tau) = 0.319$  and  $\alpha_s(m_\tau) = 0.260$  for the choices  $c = -1.35$  and  $c = -2$   $\text{GeV}^2$ , in fits with  $s_{\min} = 1.55$   $\text{GeV}^2$  to the  $w_0 = 1$ , ALEPH  $V$ -spectral-function-based [4] FESR. Looking at the difference between the two central values, the authors of this reference concluded that the DV parametrization (3) induces a large systematic uncertainty in the determination of  $\alpha_s$ . Although not quoted in Ref. [26], the errors on these results turn out to be  $\pm 0.016$  and  $\pm 0.089$ , respectively. The ALEPH data employed is thus, in fact, insufficiently precise to allow such a conclusion to be drawn. Here, the new improved  $V$  channel data can help [21]. The left panel of Fig. 4 shows the  $\chi^2$  results for the same fit, now using the improved  $V$  data, as a function of the correction parameter  $c$ . One sees a very steep increase in  $\chi^2$  for negative  $c$ , in particular for the values  $c = -1.35$  and  $c = -2$   $\text{GeV}^2$  chosen in Ref. [26]. These two values, therefore, should be considered unphysical. In addition, even with the improved data, the flatness of the  $\chi^2$  at  $c > 0$  means the fit is unable to determine a preferred value for  $c$ . The right panel of Fig. 4 shows the  $c$ -dependence of the  $\alpha_s(m_\tau)$  obtained from this fit. Although one expects a small value of  $c$  to be most reasonable, even for large  $c > 0$ , where the term  $(1 + c/s)$  could no longer be considered a correction, e.g., in the region  $s \sim 2$   $\text{GeV}^2$ , the result for  $\alpha_s(m_\tau)$  is very insensitive to this term because its effect gets absorbed in the DV parameters. The conclusion is that the error quoted for our determination of  $\alpha_s(m_\tau)$  in Eq. (4) is reliable, and already includes a sensible estimate

<sup>10</sup>Even though a similar spread in  $\alpha_s$  values is found in tests of the tOPE strategy.

for the systematic error coming from the DV parametrization, contrary to the claim made in Ref. [26]. We finally conclude with our last message:

*Don't ignore Duality Violations if you want to learn about their impact on  $\alpha_s$  from FESRs.*

**Acknowledgements:** DB is supported by the São Paulo Research Foundation (FAPESP) No. 2021/06756-6, by CNPq Grant No. 308979/2021-4. MG is and WS was supported by the U.S. Department of Energy, Office of Science, Office of High Energy Physics, under Award No. DE-SC0013682. MVR was supported by FAPESP grant No. 2019/16957-9. KM is supported by a grant from the Natural Sciences and Engineering Research Council of Canada. SP is supported by the Spanish Ministry of Science, Innovation and Universities (project PID2020-112965GB-I00/AEI/10.13039/501100011033) and by Grant 2017 SGR 1069. IFAE is partially funded by the CERCA program of the Generalitat de Catalunya.

## References

- [1] R. Shankar, Phys. Rev. D **15**, 755 (1977)
- [2] E. Braaten, S. Narison, A. Pich, Nucl. Phys. B **373**, 581 (1992)
- [3] K. Ackerstaff et al. (OPAL), Eur. Phys. J. C **7**, 571 (1999), hep-ex/9808019
- [4] M. Davier et al., Eur. Phys. J. C **74**, 2803 (2014), 1312.1501
- [5] P.A. Baikov et al., Phys. Rev. Lett. **101**, 012002 (2008), 0801.1821
- [6] O. Catà, M. Golterman, S. Peris, Phys. Rev. D **79**, 053002 (2009), 0812.2285
- [7] E.C. Poggio, H.R. Quinn, S. Weinberg, Phys. Rev. D **13**, 1958 (1976)
- [8] D. Boito et al., Phys. Rev. D **100**, 074009 (2019), 1907.03360
- [9] A. Pich, A. Rodríguez-Sánchez, Phys. Rev. D **94**, 034027 (2016), 1605.06830
- [10] C. Ayala, G. Cvetič, D. Teca (2022), 2206.05631
- [11] D. Boito et al., Phys. Rev. D **97**, 054007 (2018), 1711.10316
- [12] S. Peris, Eur. Phys. J. ST **230**, 2691 (2021)
- [13] M. Shifman, A. Vainshtein, Phys. Rev. D **77**, 034002 (2008), 0710.0863
- [14] B. Blok et al., Phys. Rev. D **57**, 2691 (1998), hep-ph/9709333
- [15] P. Masjuan et al., Phys. Rev. D **85**, 094006 (2012), 1203.4782
- [16] A.A. Pivovarov, Sov. J. Nucl. Phys. **54**, 676 (1991), hep-ph/0302003
- [17] F. Le Diberder, A. Pich, Phys. Lett. B **286**, 147 (1992)
- [18] A.H. Hoang, C. Regner, Phys. Rev. D **105**, 096023 (2022), 2008.00578
- [19] M.A. Benitez-Rathgeb et al., JHEP **07**, 016 (2022), 2202.10957
- [20] M.A. Benitez-Rathgeb et al., JHEP **09**, 223 (2022), 2207.01116
- [21] D. Boito et al., Phys. Rev. D **103**, 034028 (2021), 2012.10440
- [22] M. Beneke, D. Boito, M. Jamin, JHEP **01**, 125 (2013), 1210.8038
- [23] J.P. Lees et al. (BaBar), Phys. Rev. D **98**, 032010 (2018), 1806.10280
- [24] A. Keshavarzi, D. Nomura, T. Teubner, Phys. Rev. D **97**, 114025 (2018), 1802.02995
- [25] R.L. Workman (Particle Data Group), PTEP **2022**, 083C01 (2022)
- [26] A. Pich, A. Rodríguez-Sánchez, JHEP **07**, 145 (2022), 2205.07587
- [27] D. Boito et al., Phys. Rev. D **95**, 034024 (2017), 1611.03457
- [28] M. González-Alonso, A. Pich, A. Rodríguez-Sánchez, Phys. Rev. D **94**, 014017 (2016), 1602.06112