

Analysis of the Contribution of Quantum Anomaly Energy to Proton Mass

Xiao-Yun Wang,^{1,2,*} Jingxuan Bu,^{1,†} and Fancong Zeng^{3,4,‡}

¹Department of physics, Lanzhou University of Technology, Lanzhou 730050, China

²Lanzhou Center for Theoretical Physics, Key Laboratory of Theoretical Physics of Gansu Province, Lanzhou University, Lanzhou, Gansu 730000, China

³Institute of High Energy Physics, Chinese Academy of Sciences, Beijing 100049, China

⁴University of Chinese Academy of Sciences, Beijing 100049, China

(Dated: October 12, 2022)

Inspired by the recent Hall C and GlueX measurements of J/ψ photoproduction, a systematic analysis of the contribution of quantum anomalous energy (QAE) to the proton mass is carried out under the framework of the vector meson dominance (VMD) model. The results show that the effective Pomeron model and the parameterized two gluon exchange model can explain the cross section of J/ψ photoproduction well. Based on the predicted cross section values given by the two models, the distribution of the QAE contribution with the energy is extracted for the first time. Finally, the average value of the QAE contribution is estimated to be $(3.50 \pm 0.70)\%$, which suggests that the QAE contribution to the proton mass is small. Accordingly, we compared this result with those of other groups and explored the causes for the differences.

I. INTRODUCTION

Nowadays, the research on the source of nucleon mass is an important topic in hadron physics, which helps us better understand the structure and dynamics of the nucleon system. According to the quantum chromodynamics (QCD) theory [1–3], nucleons are usually composed of quarks and massless gluons, however quarks make up only a small fraction of the mass of nucleons, and other sources of mass for nucleons are of great interest to researchers [4–8]. Among them, Ji obtained a four-part decomposition of the nucleon mass based on the study of the structure of the QCD energy-momentum tensor (EMT) and its matrix elements in nucleon states [7, 8].

The derivation starts from the QCD energy momentum tensor (EMT). The EMT can be split into traceless and trace parts which can be written as [8]

$$T^{\mu\nu} = \hat{T}^{\mu\nu} + \bar{T}^{\mu\nu} \quad (1)$$

here the composite operators can be denoted as

$$\begin{aligned} \hat{T}^{\mu\nu} &= \hat{T}_a^{\mu\nu}(\mu^2) + \hat{T}_m^{\mu\nu}(\mu^2) \\ \bar{T}^{\mu\nu} &= \bar{T}_q^{\mu\nu}(\mu^2) + \bar{T}_g^{\mu\nu}(\mu^2) \end{aligned} \quad (2)$$

In hadron state, the forward matrix element of EMT takes the form as [8]

$$\langle P | T^{\mu\nu} | P \rangle = \frac{P^\mu P^\nu}{M} \quad (3)$$

Reference [8] assume that the state is normalized as $\langle P | P \rangle = (E^2/M)(2\pi)^3 \delta^3(0)$, where E and M are the energy and mass of the hadron, respectively. Using the Lorentz symmetry, both side of Eq. 3 can be divided into trace and traceless parts.

The corresponding individual forward matrix elements can be written as [8]

$$\begin{aligned} \langle P | \hat{T}_m^{\mu\nu} | P \rangle &= b(\mu^2) \frac{1}{4} g^{\mu\nu} M \\ \langle P | \hat{T}_a^{\mu\nu} | P \rangle &= (1 - b(\mu^2)) \frac{1}{4} g^{\mu\nu} M \\ \langle P | \bar{T}_q^{\mu\nu} | P \rangle &= a(\mu^2) (P^\mu P^\nu - \frac{1}{4} g^{\mu\nu} M^2) / M \\ \langle P | \bar{T}_g^{\mu\nu} | P \rangle &= (1 - a(\mu^2)) (P^\mu P^\nu - \frac{1}{4} g^{\mu\nu} M^2) / M \end{aligned} \quad (4)$$

These four parts of the EMT are determined by the momentum fraction $a(\mu^2)$ and trace anomaly parameter $b(\mu^2)$ [8, 9]. Based on the above, the breakdown for the Hamiltonian is given as [8]

$$H_{QCD} = H_q + H_g + H_m + H_a \quad (5)$$

where H_q and H_g represent the total energy of the quarks and gluons, respectively; H_m is the quark mass contribution; H_a is the anomaly contribution. The hadron mass is obtained by calculating the expectation of the Hamiltonian operator in the rest frame of hadrons [8]

$$M = \frac{\langle P | H_{QCD} | P \rangle}{\langle P | P \rangle} \Big|_{\text{rest frame}} \quad (6)$$

According to Eqs. 5 and 6, the four parts of the hadron mass can be written as

$$\begin{aligned} M_q &= \frac{3}{4} \left(a - \frac{b}{1 + \gamma_m} \right) M \\ M_g &= \frac{3}{4} (1 - a) M \\ M_m &= \frac{4 + \gamma_m}{4(1 + \gamma_m)} b M \\ M_a &= \frac{1}{4} (1 - b) M \end{aligned} \quad (7)$$

* xywang@lut.edu.cn

† jingxuanbu@yeah.net

‡ zengfc@ihep.ac.cn

where γ_m is the anomalous dimension of the quark mass [10]. The last part of Eq. 7 is the quantum anomalous energy (QAE). The QAE is a new source exists in the quantum field theories, which has been widely studied in recent years as a key to understanding the origin of the proton mass. Recently Ref. [11] argues that it arises from the breaking of scale symmetry cause by UV divergences in the quantum field theories.

We note that some work discussed other ways to determine the contribution of QAE. For example, one work linked the QAE contribution with the J/ψ near-threshold photoproduction from the method of the holographic calculation [12–14]. What is more, Ref. [15] discussed the differential cross section with the maximal and minimal trace anomaly contribution to the EMT matrix element [12–14]. However, the fitting results show that the curves corresponding to the maximum and minimum trace anomaly contributions are very close, which makes it difficult to determine the contribution of QAE. In fact, the contribution of QAE can also be extracted from the cross section of vector mesons photoproduction at the threshold under the framework of the vector meson dominance (VMD) model [9, 16]. Fortunately, the GlueX and Hall C collaborations in Jefferson Lab have measured some new J/ψ photoproduction data [15, 17], which provides a very good opportunity for us to study the magnitude of the QAE contribution. In fact, theoretical and experimental researchers have extracted the QAE contributions based on Hall C and GlueX data. However, we note that the QAE values obtained from these extractions have a strong energy dependence, showing that the QAE values extracted from the cross sections at higher energies are also larger [15], which poses substantial difficulties to the final determination of the size of the QAE contribution. Therefore, it is necessary to give an overall picture of how the QAE varies with the energy distribution at the threshold. Since the energy interval of the current experimental data is large, and the measured minimum energy point is several hundred MeV away from the threshold energy [15, 17], we need to introduce relevant theoretical models to first fit the cross section of J/ψ photoproduction. Afterwards, combined with the predicted value of the model and the experimental data, the calculation of the QAE distribution with the energy can be carried out.

In our calculations, the parameterized two gluon exchange model and the effective Pomeron model will be employed to fit the cross section of J/ψ photoproduction. The two gluon exchange model proposed in Ref. [18] is directly related to the gluon distribution function. Due to the current gluon distribution functions such as the function from GRV98 [19], NNPDF [20], CJ15 [21, 22], and IMParton16 [23] can't interpret well the vector meson photoproduction data at near threshold, in this work the gluon distribution function is taken as $xg(x, m_\psi^2) = A_0 x^{A_1} (1-x)^{A_2}$ [24]. Here, A_0, A_1, A_2 are free parameters, which were determined in our previous work [25] by fitting the GlueX experimental data. Therefore, we proposed the parameterized two gluon exchange model, which can well predict the differential and total cross section of J/ψ photoproduction in a wide energy range. And from Ref. [26], Joint Physics Analysis Center (JPAC) collaboration proposed the effective Pomeron model that can effective explain the J/ψ

photoproduction. In this work, we will systematically study the contribution of QAE based on the results given by these two models.

This paper is organized as follows. After the introduction, the employed models are presented in Sec. II. The analysis of the numerical results is in Sec. III, followed by a short summary in Sec. IV.

II. FORMALISM

A. parameterized two gluon exchange model

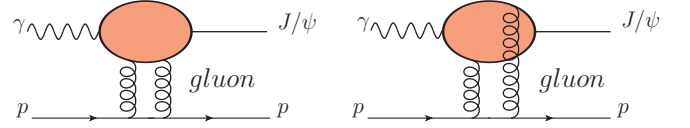


FIG. 1. The Feynman diagrams of the parameterized two gluon exchange model for J/ψ photoproduction.

The parameterized two gluon exchange model can be described in the exclusive vector meson photoproduction process, the photon fluctuation into the quark-antiquark pair ($\gamma \rightarrow q + \bar{q}$), and the quark-antiquark pair can be treated as a dipole, finally the dipole hadronization into the vector meson. The dipole interacts with a nucleon through two gluon exchange. The picture of the two gluon exchange process is shown in Fig. 1. The process is described as $\gamma N \rightarrow J/\psi N$.

In lowest order perturbative QCD, the exclusive vector meson photoproduction amplitude takes the form [18, 27–29]

$$\mathcal{T} = \frac{i2\sqrt{2}\pi^2}{3} m_q \alpha_s e_q f_V F_{2g}(t) \left[\frac{xg(x, Q_0^2)}{m_q^4} + \int_{Q_0^2}^{+\infty} \frac{d\ell^2}{m_q^2(m_q^2 + \ell^2)} \frac{\partial xg(x, \ell^2)}{\partial \ell^2} \right] \quad (8)$$

When the amplitude is normalized, there has $d\sigma/dt = \alpha |\mathcal{T}|^2$. The J/ψ differential cross section is denoted as [18, 25]

$$\frac{d\sigma}{dt} = \frac{\pi^3 \Gamma_{e^+e^-} \alpha_s}{6\alpha m_q^5} [xg(x, m_{J/\psi}^2)]^2 \exp(bt) \quad (9)$$

where the gluon distribution function takes the form as $xg(x, m_{J/\psi}^2) = A_0 x^{A_1} (1-x)^{A_2}$ with free parameter A_0, A_1, A_2 [25]. W represents the center-of-mass (c.m.) energy of the $\gamma N \rightarrow J/\psi N$ reaction. The exponential part in the above formula can use the standard form [25]. The radiative decay $\Gamma_{e^+e^-}$ is equal to 5.53 keV [30]. $\alpha_s=0.5$ is the QCD coupling constant [31]. The total cross section is obtained by integrating the differential cross section from t_{min} to t_{max} over the allowed kinematical range that

$$\sigma = \int_{t_{min}}^{t_{max}} \left(\frac{d\sigma}{dt} \right) dt \quad (10)$$

where the four-momentum transfers t_{min} and t_{max} are

$$t_{max}(t_{min}) = \frac{m_{J/\psi}^4}{4W^2} - (p_\gamma \mp p_{J/\psi})^2 \quad (11)$$

The c.m. energies and momenta of the photon and produced J/ψ meson can be written as

$$E_\gamma = \frac{W^2 - M_N^2}{2W}, E_{J/\psi} = \frac{W^2 + m_{J/\psi}^2 - M_N^2}{2W},$$

$$p_\gamma = E_\gamma, p_{J/\psi} = \sqrt{E_{J/\psi}^2 - m_{J/\psi}^2}.$$

B. effective Pomeron model

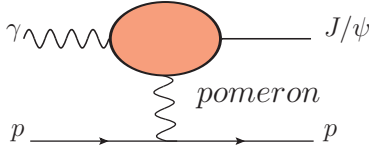


FIG. 2. The Feynman diagram of the effective Pomeron model for J/ψ photoproduction.

In the effective Pomeron model, the photon fluctuation into the quark-antiquark pair, and finally the dipole converts into a vector meson. The interaction between the quark-antiquark pair and the nucleon through Pomeron exchange. The picture of the effective Pomeron model is described in Fig. 2. The differential cross section of the J/ψ photoproduction reaction is given as [26]

$$\frac{d\sigma}{dt} = \frac{4\pi\alpha}{64\pi W^2 p_\gamma^2} \sum_{\lambda_\gamma, \lambda_p, \lambda_{J/\psi}, \lambda_{p'}} \frac{1}{4} \left| \langle \lambda_{J/\psi} \lambda_{p'} | T | \lambda_\gamma \lambda_p \rangle \right|^2 \quad (12)$$

The total cross section can be calculated by integrating the differential cross section. The covariant amplitude in Eq. 12 takes the form [26]

$$\begin{aligned} \langle \lambda_{J/\psi} \lambda_{p'} | T_P | \lambda_\gamma \lambda_p \rangle &= F(W, t) \bar{u}(p_f, \lambda_{p'}) \gamma_\mu u(p_i, \lambda_p) \\ &\times \left[\varepsilon^\mu(p_\gamma, \lambda_\gamma) q^v - \varepsilon^v(p_\gamma, \lambda_\gamma) q^\mu \right] \\ &\times \varepsilon_v^*(p_{J/\psi}, \lambda_{J/\psi}) \end{aligned} \quad (13)$$

Here, $u(p_i, \lambda_p)$ and $u(p_f, \lambda_{p'})$ are the Dirac spinors for the target and recoil protons. q , p and p' are the photon, the initial and final nucleon four-momenta. λ_p and $\lambda_{p'}$ are their helicities, respectively. ε determine polarization of the photon and the J/ψ . Besides, the amplitude takes the form

$$F(W, t) = iA_{J/\psi} \left(\frac{W^2 - W_{thr}^2}{W_0^2} \right) \frac{e^{b_0(t-t_{min})}}{W^2} \quad (14)$$

where $\alpha(t) = \alpha_0 + \alpha' t$ is the Pomeron trajectory given in Ref. [32]. The energy scale parameter is given as $W_0=1$ GeV and $W_{thr} = M_N + m_{J/\psi}$ is the threshold energy.

C. VMD model and the contribution of QAE

At the energy threshold, the forward differential cross-section of $\gamma N \rightarrow J/\psi N$ reaction under the framework of VMD model takes the form as [16]

$$\left. \frac{d\sigma_{\gamma N \rightarrow J/\psi N}}{dt} \right|_{t=t_{min}} = \frac{3R^2 \Gamma_{e^+e^-}}{\alpha m_{J/\psi}} \left. \frac{d\sigma_{J/\psi N \rightarrow J/\psi N}}{dt} \right|_{t=t_{min}} \quad (15)$$

where R is the ratio between the final momenta $p_{J/\psi}$ and the initial momenta p_γ . The finally part is the differential cross section of $J/\psi - N$ interaction, which can be given as

$$\left. \frac{d\sigma_{J/\psi N \rightarrow J/\psi N}}{dt} \right|_{t=t_{min}} = \frac{1}{64} \frac{1}{m_{J/\psi}^2 (\lambda^2 - M_N^2)} |F_{J/\psi N}|^2 \quad (16)$$

where $\lambda = (W^2 - m_{J/\psi}^2 - M_N^2)/(2m_{J/\psi})$ is the nucleon energy [16], $F_{J/\psi N}$ is the $J/\psi - N$ elastic scattering amplitude, which can be written as [9, 33]

$$\begin{aligned} F_{J/\psi N} &\approx r_0^3 d_2 \frac{2\pi^2}{27} \left(2M_N^2 - \left\langle N \left| \sum_{h=u,d,s} m_h \bar{q}_h q_h \right| N \right\rangle \right) \\ &= r_0^3 d_2 \frac{2\pi^2}{27} 2M_N^2 (1 - b) \end{aligned} \quad (17)$$

where the Bohr radius $r_0 = \frac{4}{3\alpha_s m_q}$ of the J/ψ meson is taken from Ref. [33]. The parameter b is an important physical quantity in this work, representing the QCD trace anomaly parameter away from the chiral limit. In this paper, we set the mass of the constituent quark (charm quark) $m_q=1.67$ GeV. The Wilson coefficient d_2 in Eq. 17 can be described as [34]

$$d_n = \left(\frac{32}{N_c} \right)^2 \sqrt{\pi} \frac{\Gamma(n+5/2)}{\Gamma(n+5)} \quad (18)$$

Actually, the differential cross section in Eq. 15 at the c.m. energy threshold can be written as [35]

$$\begin{aligned} \left. \frac{d\sigma_{\gamma N \rightarrow J/\psi N}}{dt} \right|_{t=t_{thr}, W=W_{thr}} &= \left. \frac{d\sigma_{\gamma N \rightarrow J/\psi N}}{dt} \right|_{t=t_{min}, W=W_{thr}} \\ &= \frac{\sigma_{\gamma N \rightarrow J/\psi N}(W_{thr})}{4|p_\gamma| \cdot |p_{J/\psi}|} \end{aligned} \quad (19)$$

where $t_{thr} = m_{J/\psi}^2 M_N / (m_{J/\psi} + M_N)$. It is found that the differential cross section at the threshold energy can be obtained by those three methods. Note that the energy threshold $W = W_{thr}$, as an ideal point, is impossible to obtain the photoproduction data experimentally. Therefore, researching those three methods in Eq. 19 at a near-threshold energy region is a good window to study the energy threshold result. One of the purposes of this paper is to compare the distribution contributions of these three methods.

TABLE I. The values of the fitted parameters in the parameterized two gluon exchange model [25].

A_0	A_1	A_2
0.228 ± 0.045	-0.218 ± 0.006	1.221 ± 0.005

TABLE II. The values of the fitted parameters in the effective Pomeron model [36].

$A_{J/\psi}$	α_0	$\alpha'(\text{GeV}^{-2})$	$b_0(\text{GeV}^{-2})$
0.38 ± 0.76	0.94	0.36	0.12

III. RESULT AND DISCUSSION

In our previous work [25], the free parameters A_0, A_1, A_2 in Eq. 9 were obtained by a global fitting of the total and differential cross section data of J/ψ meson [17, 37–43], as shown in Table I. Meanwhile, the JPAC collaboration gave the free parameters $A_{J/\psi}, \alpha_0, \alpha', b_0$ in the effective Pomeron model by fitting the total cross section J/ψ data [17, 38], as listed in Table II. The two models not only explain the J/ψ photoproduction process well, but also show good consistency compared with the recent experiment data [15, 17, 37–44], which are shown in Figs. 3 and 4. One find that the theoretical results of the predicted J/ψ photoproduction cross section by the effective Pomeron model are in better agreement with the Hall C data.

Firstly, we consider the case of adopting the differential cross section $d\sigma/dt|_{t=t_{min}}$ at a near-threshold energy region to study the QAE contribution. Combined with the predicted differential cross section from theoretical models and the VMD algorithm, the QAE contribution ($M_a/M_N = (1 - b)/4$) as a function of R is obtained as shown in the red-solid and green-dashed curve in Fig. 5. Besides, it can be extracted from the GlueX and Hall C experimental data directly [15, 17], as shown in the blue triangle and black squares in Fig. 5. We note that the QAE contribution to the proton mass is sensitive to energy and varies greatly with energy, which can be seen from both the theoretical models and direct extraction from experimental data. However, the energy dependence of the QAE contribution is not the desired conclusion. One can chalk up this energy dependence, in large part, to the rapid change of t_{min} near the threshold, as shown in Fig. 6. One find that this effect is less pronounced for the lighter vector mesons

TABLE III. The average value of the QAE contribution (M_a/M_N) extracted from differential cross section ($t = t_{thr}$).

method	$M_a/M_N(\%)$
parameterized two gluon exchange model	3.16 ± 0.63
effective Pomeron model	3.49 ± 0.70
experimental data extraction	3.50 ± 0.82

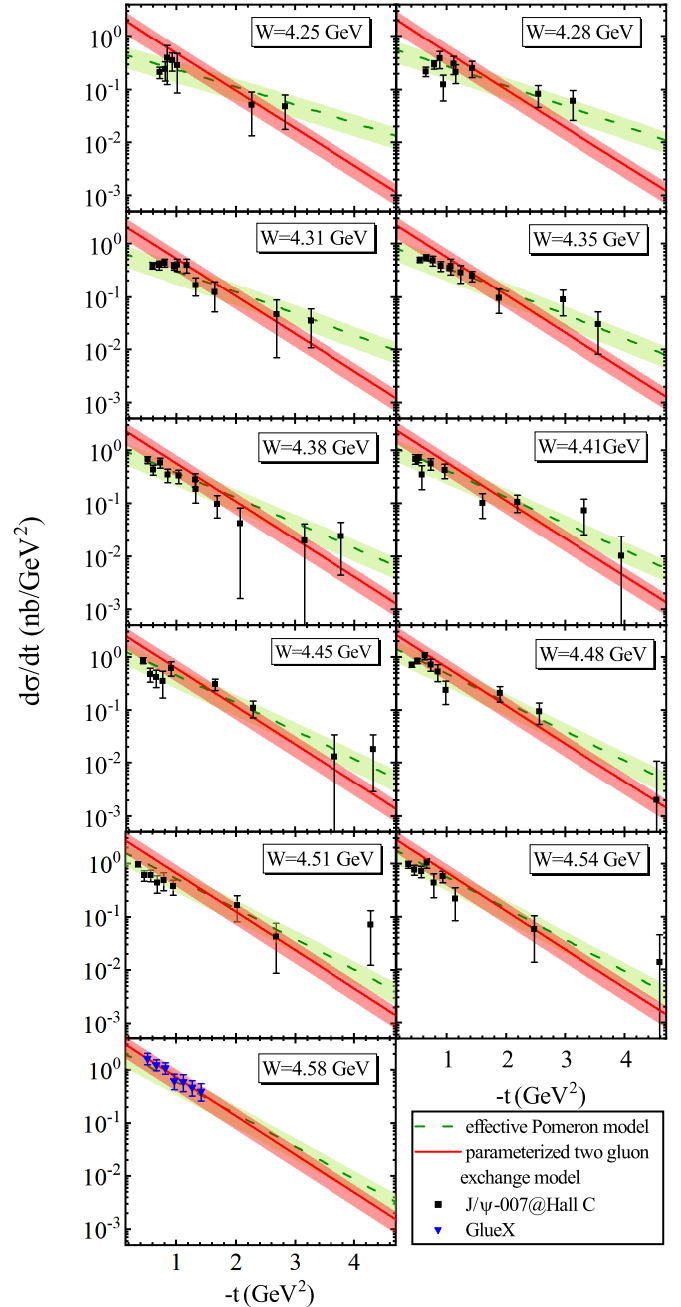


FIG. 3. The differential cross sections of the J/ψ photoproduction as a function of $-t$ at different c.m. energy. The red solid curve and green dashed line represent the prediction from the parameterized two gluon exchange model and the effective Pomeron model, respectively. The experimental data are from Refs. [15, 17].

[45].

Secondly, the differential cross section $d\sigma/dt|_{t=t_{thr}}$ is accepted to studying the QAE contribution. Based on theoretical prediction of the cross section data at $t = t_{thr}$, the QAE contribution from the effective Pomeron model and the parameterized two gluon exchange model are calculated, as shown the red-solid and green-dashed curve in Fig. 7, respectively. The

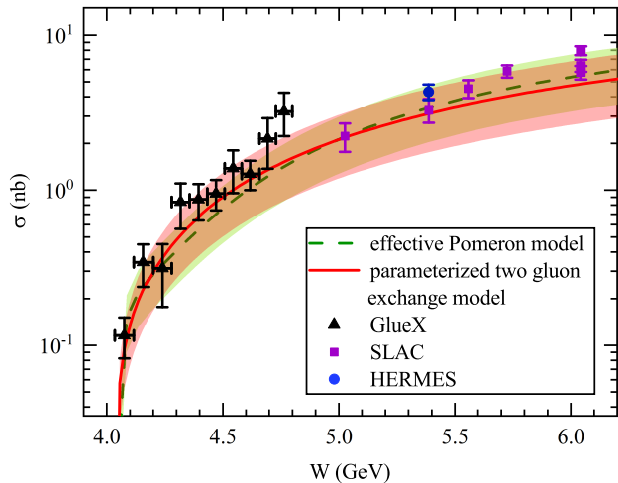


FIG. 4. The total cross section of the J/ψ photoproduction as a function of W . The curves have the same meaning as in Fig. 3. The experimental data are from Refs. [17, 38, 44].

TABLE IV. The average value of the QAE contribution (M_a/M_N) from total cross section.

method	$M_a/M_N(\%)$
parameterized two gluon exchange model	3.71 ± 0.74
effective Pomeron model	3.49 ± 0.70
experimental data extraction	4.52 ± 0.65

root-mean-square (rms) value of QAE contribution extracted from the differential cross section at $t = t_{thr}$ within the energy range of $R \in [0, 0.5]$ are listed in Table III. Note that, R is positively correlated with the c.m. energy and $R = 0.5$ represents a near-threshold energy that c.m. energy $W = 4.79$ GeV. As depicted in the Fig. 7, the near-threshold stable results to energy provide us a good opportunity to study the QAE contribution.

The last case is using the total cross section to learning the QAE contribution, which have everything with the second case. The QAE contribution from theoretical prediction and experimental measurement are listed in Table IV and shown in Fig. 8. Similar to the second case, the numerical results of the QAE contribution change gently with c.m. energy. Generally, the last two algorithms provide a robust way to calculate the QAE contribution while reducing the energy dependence.

In the above study, we find that it is desirable to extract the QAE contribution by calculating the near-threshold total cross section and the differential cross section when the momentum transfer $t \rightarrow t_{thr}$. The rms value of the QAE contribution obtained from the total cross section and differential cross section are $(3.66 \pm 0.72)\%$ and $(3.33 \pm 0.68)\%$, respectively. Finally, the QAE contribution to the proton mass extracted from the J/ψ photoproduction cross section is estimated to be $(3.50 \pm 0.70)\%$ considering the total and differential cross section results.

By studying the near-threshold differential cross section of

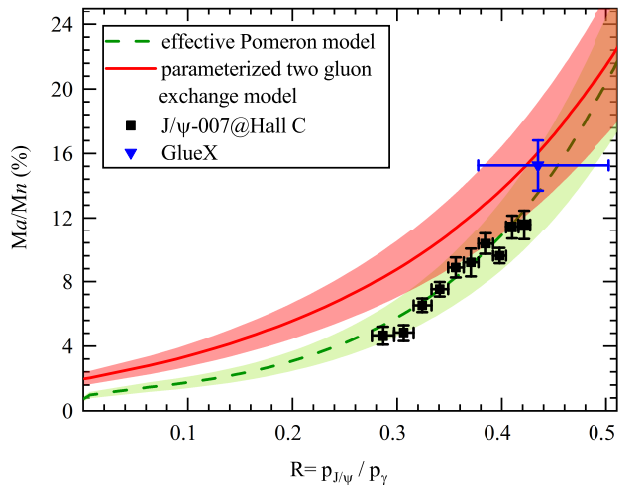


FIG. 5. The extracted QAE contribution from the differential cross section ($t = t_{min}$) as a function of R . The curves have the same meaning as in Fig. 3. References of data can be found in [15, 17].

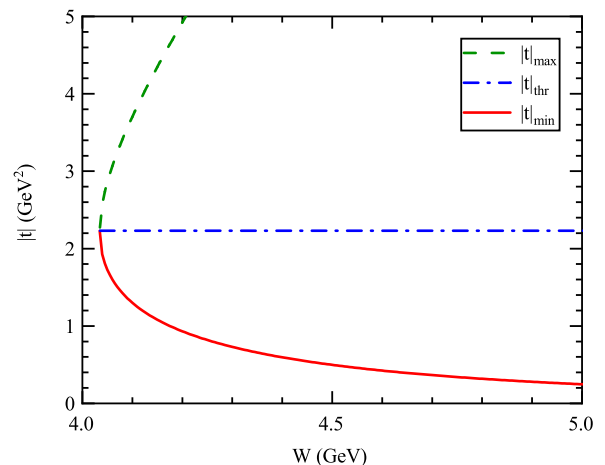


FIG. 6. The four-momentum transfers t_{min} , t_{max} and t_{thr} as a function of W .

vector charmoniums, some work [9, 15, 46] extract the QAE contribution using the J/ψ photoproduction differential cross section data at $t = 0$ under the framework of VMD model, as shown in Fig. 9. This method may have a small effect using the light vector meson photoproduction to study the QAE contribution, but results in a significant deviation using the heavy quarkonium photoproduction. In this work, we avoid extracting the QAE contribution from the differential cross section at non-physical points, momentum transfer $t = 0$ mentioned in Refs. [9, 15]. The feasible approaches to study the QAE contribution using the heavy meson photoproduction has been found, as described in the second and third method above.

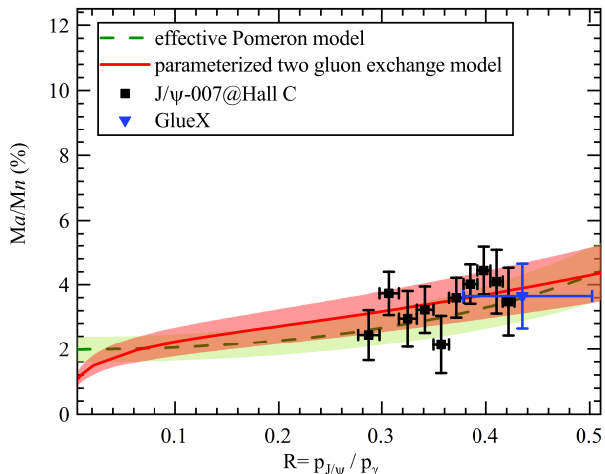


FIG. 7. The extracted QAE contribution from the differential cross-section ($t = t_{thr}$) as a function of R . The curves have the same meaning as in Fig. 3. References of data can be found in [15, 17].

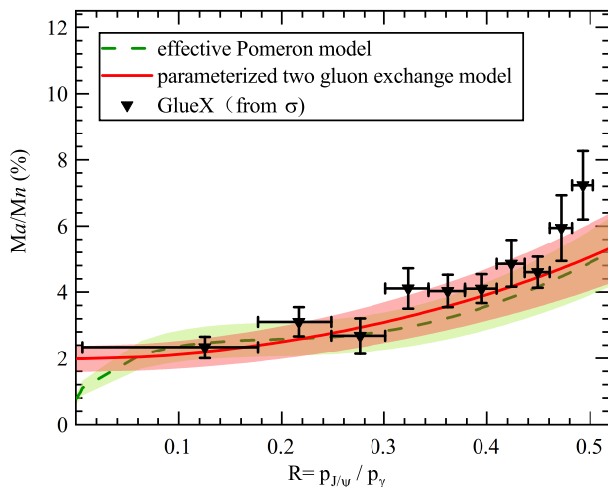


FIG. 8. The extracted QAE contribution from the total cross section ($t = t_{thr}$) as a function of R . The curves have the same meaning as in Fig. 3. References of data can be found in [17].

IV. SUMMARY

Using the theoretical predictions of the J/ψ photoproduction cross section within the effective Pomeron model and the parameterized two gluon exchange model, a systematic analysis of the QAE contribution to the proton mass is carried out under the framework of VMD model. The results show that these two models can explain the recent Hall C and GlueX measurements of J/ψ photoproduction well. Based on the predicted cross section given by the two models, the distribu-

tion of the QAE contribution with the energy is extracted for the first time. After comparing the results from three methods in Eq. 19, it is found that the QAE contribution extracted from the differential cross section $d\sigma/dt|_{t=t_{min}}$ has a strong en-

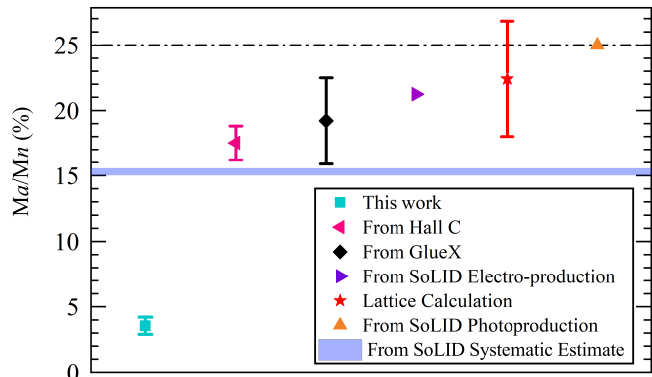


FIG. 9. Comparison of the QAE contribution from different groups [15, 17, 46, 47].

ergy dependence. One can chalk up this energy dependence to the rapid change of t_{min} near the threshold. Meanwhile, the near-threshold total cross section and differential cross section $d\sigma/dt|_{t=t_{thr}}$ provide a feasible way to calculate the QAE contribution while reducing the energy dependence. This gives us a better window to study the energy threshold result through the near-threshold vector meson production data. Finally, the average value of the QAE contribution is estimated to be $(3.50 \pm 0.70)\%$, which suggests that the QAE contribution to the proton mass is small. Accordingly, we compared this result with those of other groups and explored the reasons for the differences. Our work is underestimated with the results in Refs. [9, 15, 46], and comparable with the conclusion in Ref. [6]. Moreover, one note that in Ref. [48], the contribution of the QED EMT trace anomaly to the hydrogen atom mass was calculated, and the obtained values are small and close to our results. These situations indicate that the magnitude of the QAE contribution is still uncertain, and more experimental and theoretical studies are still needed.

V. ACKNOWLEDGMENTS

X.- Y. Wang appreciated the discussion with Dr. Daniel Winney about the efficient Pomeron model developed by the JPAC collaboration. This work is supported by the National Natural Science Foundation of China under Grant Nos. 12065014 and 12047501, and by the Natural Science Foundation of Gansu province under Grant No. 22JR5RA266. We acknowledge the West Light Foundation of The Chinese Academy of Sciences, Grant No. 21JR7RA201.

[1] D. J. Gross and F. Wilczek, ‘‘Ultraviolet Behavior of Non-abelian Gauge Theories,’’ Phys. Rev. Lett. **30**, 1343-1346

(1973).

- [2] D. J. Gross and F. Wilczek, “Asymptotically Free Gauge Theories - I,” *Phys. Rev. D* **8**, 3633-3652 (1973).
- [3] D. J. Gross and F. Wilczek, “ASYMPTOTICALLY FREE GAUGE THEORIES. 2.,” *Phys. Rev. D* **9**, 980-993 (1974).
- [4] C. Lorcé, “On the hadron mass decomposition,” *Eur. Phys. J. C* **78**, 120 (2018).
- [5] Y. Hatta, A. Rajan and K. Tanaka, “Quark and gluon contributions to the QCD trace anomaly,” *JHEP* **12**, 008 (2018).
- [6] A. Metz, B. Pasquini and S. Rodini, “Revisiting the proton mass decomposition,” *Phys. Rev. D* **102**, 114042 (2020).
- [7] X. D. Ji, “A QCD analysis of the mass structure of the nucleon,” *Phys. Rev. Lett.* **74**, 1071-1074 (1995).
- [8] X. D. Ji, “Breakup of hadron masses and energy - momentum tensor of QCD,” *Phys. Rev. D* **52**, 271-281 (1995).
- [9] R. Wang, J. Evtlin and X. Chen, “The origin of proton mass from J/ψ photo-production data,” *Eur. Phys. J. C* **80**, 507 (2020)
- [10] P. A. Baikov, K. G. Chetyrkin and J. H. Kühn, “Quark mass and field anomalous dimensions to $O\alpha_s^5$,” *JHEP* **10**, 076 (2014).
- [11] X. Ji, “Proton mass decomposition: naturalness and interpretations,” *Front. Phys. (Beijing)* **16**, 64601 (2021).
- [12] Y. Hatta, A. Rajan and K. Tanaka, “Quark and gluon contributions to the QCD trace anomaly,” *JHEP* **12**, 008 (2018).
- [13] Y. Hatta, A. Rajan and D. L. Yang, “Near threshold J/ψ and Υ photoproduction at JLab and RHIC,” *Phys. Rev. D* **100**, 014032 (2019).
- [14] Y. Hatta and D. L. Yang, “Holographic J/ψ production near threshold and the proton mass problem,” *Phys. Rev. D* **98**, 074003 (2018).
- [15] B. Duran, Z. E. Meziani, S. Joosten, M. K. Jones, S. Prasad, C. Peng, W. Armstrong, H. Atac, E. Chudakov and H. Bhatt, et al. “When Color meets Gravity; Near-Threshold Exclusive J/ψ Photoproduction on the Proton,” arXiv:2207.05212.
- [16] D. Kharzeev, H. Satz, A. Syamtomov and G. Zinovjev, “ J/ψ Photoproduction and the Gluon Structure of the Nucleon,” *Eur. Phys. J. C* **9**, 459-462 (1999).
- [17] A. Ali, M. Amarian, E. G. Anassontzis, A. Austregesilo, M. Baalouch, F. Barbosa, J. Barlow, A. Barnes, et al. “First measurement of near-threshold J/ψ exclusive photoproduction off the proton,” *Phys. Rev. Lett.* **123**, 072001(2019).
- [18] A. Sibirtsev, S. Krewald and A. W. Thomas, “Systematic analysis of charmonium photoproduction,” *J. Phys. G* **30**, 1427-1444 (2004).
- [19] M. Glück, E. Reya and A. Vogt, “Dynamical parton distributions revisited,” *Eur. Phys. J. C* **5**, 461-470 (1998).
- [20] R. D. Ball et al. [NNPDF], “Unbiased global determination of parton distributions and their uncertainties at NNLO and at LO,” *Nucl. Phys. B* **855**, 153-221 (2012).
- [21] J. F. Owens, A. Accardi and W. Melnitchouk, “Global parton distributions with nuclear and finite-Q2 corrections,” *Phys. Rev. D* **87**, 094012 (2013).
- [22] A. Accardi, L. T. Brady, W. Melnitchouk, J. F. Owens and N. Sato, “Constraints on large-x parton distributions from new weak boson production and deep-inelastic scattering data,” *Phys. Rev. D* **93**, 114017 (2016).
- [23] R. Wang and X. Chen, “Dynamical parton distributions from DGLAP equations with nonlinear corrections,” *Chin. Phys. C* **41**, 053103 (2017).
- [24] J. Pumplin, D. R. Stump, J. Huston, H. L. Lai, P. M. Nadolsky and W. K. Tung, “New generation of parton distributions with uncertainties from global QCD analysis,” *JHEP* **07**, 012 (2002).
- [25] X. Y. Wang, F. Zeng and Q. Wang, “Systematic analysis of the proton mass radius based on photoproduction of vector charmoniums,” *Phys. Rev. D* **105**, 096033 (2022).
- [26] D. Winney, C. Fanelli, A. Pilloni, A. N. Hiller Blin, et al. [JPAC], “Double Polarization Observables in Pentaquark Photoproduction,” *Phys. Rev. D* **100**, 034019 (2019).
- [27] M. G. Ryskin, “Diffractive J/ψ electroproduction in LLA QCD,” *Z. Phys. C* **57**, 89-92 (1993).
- [28] S. J. Brodsky, L. Frankfurt, J. F. Gunion, A. H. Mueller and M. Strikman, “Diffractive lepton production of vector mesons in QCD,” *Phys. Rev. D* **50**, 3134-3144 (1994).
- [29] M. G. Ryskin, R. G. Roberts, A. D. Martin and E. M. Levin, “Diffractive J/ψ photoproduction as a probe of the gluon density,” *Phys. C* **76**, 231-239 (1997).
- [30] R.L. Workman et al. [Particle Data Group], “The Review of Particle Physics,” *Prog. Theor. Exp. Phys.*, 083C01 (2022).
- [31] Y. Xu, Y. Xie, R. Wang and X. Chen, “Estimation of $\Upsilon(1S)$ production in ep process near threshold,” *Eur. Phys. J. C* **80(3)**, 283 (2020).
- [32] V. N. Gribov, Strong Interactions of Hadrons at High Energies: Gribov Lectures on Theoretical Physics, edited by Y. L. Dokshitzer and J. Nyiri (Cambridge University Press, Cambridge, England, (2012).
- [33] D. Kharzeev, “Quarkonium Interactions in QCD,” *Proc. Int. Sch. Phys. Fermi* **130**, 105 (1996).
- [34] D. Kharzeev, H. Satz, A. Syamtomov, and G. Zinovjev, “On the Sum Rule Approach to Quarkonium-Hadron Interactions,” *Phys. Lett. B* **389**, 595 (1996).
- [35] A. I. Titov, T. Nakano, S. Date and Y. Ohashi, “Comments on differential cross-section of phi-meson photoproduction at threshold,” *Phys. Rev. C* **76**, 048202 (2007).
- [36] M. Albaladejo et al. [JPAC], “XYZ spectroscopy at electron-hadron facilities: Exclusive processes,” *Phys. Rev. D* **102**, 114010 (2020).
- [37] S. Chekanov, et al. [ZEUS], “Exclusive photoproduction of J/ψ mesons at HERA,” *Eur. Phys. J. C* **24**, 345-360 (2002).
- [38] P. L. Frabetti et al. [E687], “A Measurement of elastic J/ψ photoproduction cross-section at fermilab E687,” *Phys. Lett. B* **316**, 197-206 (1993).
- [39] M. E. Binkley, C. Bohler, J. Butler, J. P. Cumalat, I. Gaines, M. Gormley, D. Harding, R. L. Loveless, J. Peoples and P. Callahan, et al. “ J/ψ Photoproduction from 60-GeV/c to 300GeV/c,” *Phys. Rev. Lett.* **48**, 73 (1982).
- [40] M. E. Binkley, C. Bohler, J. Butler, J. P. Cumalat, I. Gaines, M. Gormley, D. Harding, R. L. Loveless, J. Peoples and P. Callahan, et al. “ J/ψ Photoproduction from 60-GeV/c to 300-GeV/c,” *Phys. Rev. Lett.* **48**, 73 (1982)
- [41] B. B. Abelev et al. [ALICE], “Exclusive J/ψ photoproduction off protons in ultra-peripheral p-Pb collisions at $\sqrt{s_{NN}} = 5.02$ TeV,” *Phys. Rev. Lett.* **113**, 232504 (2014).
- [42] R. Aaij et al. [LHCb], “Exclusive J/ψ and $\psi(2s)$ production in pp collisions at $\sqrt{s} = 7$ TeV,” *J. Phys. G* **40**, 045001 (2013).
- [43] S. Acharya et al. [ALICE], “Energy dependence of exclusive J/ψ photoproduction off protons in ultra-peripheral p-Pb collisions at $\sqrt{s_{NN}} = 5.02$ TeV,” *Eur. Phys. J. C* **79**, 402 (2019).
- [44] M. J. Amarian, “Strangeness and charm production with HERMES,” *Few Body Syst. Suppl.* **11**, 359-362 (1999).
- [45] C. Dong, J. Zhang, J. Bu, H. Zhou and X. Y. Wang, “Exploration of trace anomaly contribution to proton mass based on light vector meson photoproduction,” [arXiv:2209.04979 [hep-ph]].
- [46] J. Arrington, M. Battaglieri, A. Boehnlein, S. A. Bogacz, W. K. Brooks, E. Chudakov, I. Cloet, R. Ent, H. Gao and J. Grames, et al. “Physics with CEBAF at 12 GeV and Future Opportunities,” [arXiv:2112.00060 [nucl-ex]].
- [47] F. He et al. [χ QCD], “Demonstration of the hadron mass origin from the QCD trace anomaly,” *Phys. Rev. D* **104**, 074507

(2021).

- [48] B. d. Sun, Z. h. Sun and J. Zhou, “Trace anomaly contribution to hydrogen atom mass,” *Phys. Rev. D* **104**, 056008 (2021).

