

# Efficient hyperbolic-parabolic models on multi-dimensional unbounded domains using an extended DG approach

Federico Vismara\* · Tommaso Benacchio

Received: date / Accepted: date

**Abstract** We introduce an extended discontinuous Galerkin discretization of hyperbolic-parabolic problems on multidimensional semi-infinite domains. Building on previous work on the one-dimensional case, we split the strip-shaped computational domain into a bounded region, discretized by means of discontinuous finite elements using Legendre basis functions, and an unbounded subdomain, where scaled Laguerre functions are used as a basis. Numerical fluxes at the interface allow for a seamless coupling of the two regions. The resulting coupling strategy is shown to produce accurate numerical solutions in tests on both linear and non-linear scalar and vectorial model problems. In addition, an efficient absorbing layer can be simulated in the semi-infinite part of the domain in order to damp outgoing signals with negligible spurious reflections at the interface. By tuning the scaling parameter of the Laguerre basis functions, the extended DG scheme simulates transient dynamics over large spatial scales with a substantial reduction in computational cost at a given accuracy level compared to standard single-domain discontinuous finite element techniques.

**Mathematics Subject Classification (2020)** 65M60 · 65M70 · 65Z99 · 76M10 · 76M22

## 1 Introduction

Accurate computational representation of physical phenomena on unbounded domains remains a challenge for numerical methods for transient differential problems, with fields of interest ranging from cell growth modelling [32] to upper atmosphere dynamics [19] and space weather [1, 16]. In the quest to make the inherently infinite problem tractable, numerical treatments based on absorbing (also called *sponge*) layers are usually preferred to analytical approaches relying on non-reflecting boundary conditions [9, 11, 15, 21] (though see also [10] for a recent study challenging that convention). The former class of methods typically relies on dividing the computational domain into a bounded region of interest to the physical phenomena relevant to the problem at hand (e.g., the troposphere and lower stratosphere in currently operational atmospheric models [20, 30]) and an unbounded buffer

---

F. Vismara  
CASA, Technische Universiteit Eindhoven, The Netherlands.  
E-mail: f.vismara@tue.nl

T. Benacchio  
Leonardo Labs, Future Rotorcraft Technologies, Leonardo S.p.A., Italy.  
E-mail: tommaso.benacchio.ext@leonardo.com

\* Corresponding author.

region for damping the outgoing signals. As the interface between the two subdomains is essentially artificial, the numerics adopted in the buffer zone need to cause reflections in the bounded region that are as low-amplitude as possible. To that end, fine-tuning of the sponge layer parameters is usually required, making it challenging to obtain numerical tools agnostic to the properties of the outgoing waves. We refer to comprehensive reviews, e.g., [2, 3, 12, 22] and references therein for a complete overview of the open boundary conditions issue.

In order to discretize differential problems on unbounded domains, spectral collocation methods [24] based on scaled basis functions [25, 26, 29, 33, 34, 35] were used in unbounded regions coupled with finite volume [4] and discontinuous Galerkin (DG) finite element [5] methods on finite regions for one-dimensional linear and nonlinear hyperbolic problems. The coupled setup enabled accurate simulation of wavelike phenomena and economical damping of outgoing signals with minimal reflections in the region of interest using a small number of scaled Laguerre basis functions and tuning their scaling parameter in the semi-infinite part. The methodology was then broadened to include the diffusive case [28] within a seamless, extended modal DG approach using Legendre basis functions in the bounded region, scaled spectral Laguerre basis functions in the unbounded region, and flux-based coupling of the two basis function sets at the finite/semi-infinite interface. A formal analysis confirmed the stability and the potential of the extended DG framework in providing reliable and efficient numerical solutions in very large regions.

The present study develops the previous one-dimensional proof-of-concept models [4, 5, 28] in two unexplored directions. First, the extended DG framework is implemented in two spatial dimensions and used to simulate linear and nonlinear hyperbolic-parabolic equations and systems on semi-infinite strip-shaped domains. The seamlessness of the approach is evident in the expressions for many of the integrals appearing in the discrete formulation in the finite and semi-infinite regions. Those expressions are formally identical up to replacing the finite-domain grid size with the inverse of the Laguerre scaling parameter.

Second, time-to-solution values with the two-dimensional extended DG model are compared one-to-one with a single-domain DG framework that uses Legendre basis functions and an inhomogeneous grid with nodes coinciding with those of the extended scheme in the unbounded part. For several choices of model parameters, the new model provides numerical solutions with wallclock times lower by several factors at a given accuracy level, with the efficiency advantage growing with the number of Laguerre modes and thus larger simulated portions of the semi-infinite region. We remark that alternative methods exist for high-order simulations on unbounded domains, but available methodologies are limited to the linear case without like-for-like efficiency comparisons [17], concern elliptic problems [14], or lack formal stability analyses [27]. The authors of [8, 33] introduced adaptive methods based on time-evolving distributions of Laguerre and Hermite collocation points for simulations on unbounded domains and applied them within spectrally adaptive neural network models [31].

The rest of the paper is structured as follows. Section 2 describes the problem definition and geometric setup, while sections 3 and 4 provide details on the 2D extended DG model and its discrete and algebraic formulation. Section 5 reports the results obtained in (a) convergence tests with a standalone DG-Laguerre 2D formulation; (b) validation tests for the coupling strategy of the extended scheme for the linear advection-diffusion, nonlinear Burgers', and shallow water equations; (c) absorbing layer tests with an added reaction term modelling the damping of single-wave and wave train-like signals; and (d) performance tests in the semi-infinite regions. Section 6 concludes the paper.

## 2 Problem definition, geometry discretization, and continuous weak formulation

In a two-dimensional semi-infinite strip  $\Omega = [0, L_x] \times \mathbb{R}^+ \equiv [0, +\infty)$ , we consider the following conservation law with damping:

$$\begin{aligned} \frac{\partial q}{\partial t} + \nabla \cdot \mathfrak{F}(q, x, z) + \gamma(x, z)q &= f & (x, z) \in \Omega, t \in [0, T] \\ q(x, z, t) &= q_D(x, z, t) & \text{if } (x, z) \in \partial\Omega_D \\ \mathfrak{F}(q, x, z) \cdot \mathbf{n} &= q_N(x, z, t) & \text{if } (x, z) \in \partial\Omega_N \\ \lim_{z \rightarrow +\infty} q(x, z, t) &= 0 \\ q(x, z, 0) &= q_0(x, z) \end{aligned} \quad (1)$$

where  $\partial\Omega_D$  denotes the part of the boundary where a Dirichlet condition is imposed, while a Neumann condition is assigned to  $\partial\Omega_N$ .

For the sake of simplicity, in the following we will focus on the transport-diffusion case, i.e.:

$$\mathfrak{F}(q, x, z) = -\boldsymbol{\mu} \nabla q + \mathbf{F} \quad (2)$$

where  $\boldsymbol{\mu}$  is a  $2 \times 2$  symmetric and positive definite matrix uniformly bounded above and below, that is, there exist two positive constants  $\mu_0$  and  $\mu_1$  such that

$$\mu_0 \|w\|^2 \leq w^\top \boldsymbol{\mu} w \leq \mu_1 \|w\|^2 \quad \forall w \in \mathbb{R}^2 \quad (3)$$

and we will assume that  $\boldsymbol{\mu}$  is constant and diagonal:

$$\boldsymbol{\mu} = \begin{bmatrix} \mu_x & 0 \\ 0 & \mu_z \end{bmatrix} \quad \mu_x, \mu_z \in \mathbb{R}. \quad (4)$$

If  $\mu_x, \mu_z > 0$ , then  $\boldsymbol{\mu}$  is symmetric and positive definite, and the boundedness condition is automatically satisfied with  $\mu_0 = \min(\mu_x, \mu_z)$  and  $\mu_1 = \max(\mu_x, \mu_z)$ . The function  $\mathbf{F}$  denotes a generic transport term which may also depend on the spatial variables. Thus  $\mathbf{F} = \mathbf{F}(q, x, z) = [F_1(q, x, z), F_2(q, x, z)]^\top$  but we will omit the dependence on  $x$  and  $z$  in the following. We allow  $\mathbf{F}$  to be non-linear in  $q$  and discontinuous in  $x$  and  $z$ . Hence, this formulation includes the linear advection-diffusion equation, for  $\mathbf{F}(q, x, z) = \mathbf{u}(x, z)q$  with  $\mathbf{u} = \mathbf{u}(x, z) = [u(x, z), v(x, z)]^\top$ , and the Burgers' equation, for  $\mathbf{F}(q, x, z) = [q^2/2, q^2/2]^\top$ . Finally, the function  $\gamma$  and the right-hand side  $f = f(x, z, t)$  represent a reaction term and a generic source/sink, respectively.

The weak formulation of the problem is obtained by multiplying (1) by a test function  $\varphi \in V$  and integrating by parts: For all test functions  $\varphi \in V$ , find  $q \in V$  such that:

$$\begin{aligned} \frac{d}{dt} \int_{\Omega} q \varphi dx dz - \int_{\partial\Omega} (\boldsymbol{\mu} \nabla q \cdot \mathbf{n}|_{\partial\Omega}) \varphi|_{\partial\Omega} dx dz + \int_{\Omega} \boldsymbol{\mu} \nabla q \cdot \nabla \varphi dx dz + \\ + \int_{\partial\Omega} \mathbf{F}(q) \cdot \mathbf{n} \varphi|_{\partial\Omega} dx dz - \int_{\Omega} \mathbf{F}(q) \cdot \nabla \varphi dx dz + \int_{\Omega} \gamma q \varphi dx dz = \int_{\Omega} f \varphi dx dz \end{aligned} \quad (5)$$

where  $V$  is a sufficiently regular trial/test space.

We split the domain as  $\Omega = ([0, L_x] \times [0, L_z]) \cup ([0, L_x] \times [L_z, +\infty))$  and we discretize the problem using an extended DG scheme [28], i.e., a standard DG scheme in both directions in the rectangle  $\Omega_{DG-DG} = [0, L_x] \times [0, L_z]$  and a DG in  $x$ -Laguerre in  $z$  scheme with scaled Laguerre basis functions in the semi-infinite region  $\Omega_{DG-LAG} = [0, L_x] \times [L_z, +\infty)$ . More specifically, we introduce in  $\Omega_{DG-DG}$  the computational grid  $\Omega_{DG-DG} = \bigcup_{m_x=1}^{N_x} \bigcup_{m_z=1}^{N_z} K_{m_x, m_z}$  consisting of  $N_x N_z$  non-overlapping elements of area  $\Delta x_{m_x} \Delta z_{m_z}$ , where  $K_{m_x, m_z} = [x_{m_x-1}, x_{m_x}] \times$

$[z_{m_z-1}, z_{m_z}]$ , so that  $x_0 = 0$ ,  $x_{N_x} = L_x$ ,  $z_0 = 0$  and  $z_{N_z} = L_z$ . We define the space of polynomials of degree  $p_x$  in  $x$  and  $p_z$  in  $z$  on  $K_{m_x, m_z}$  as:

$$\mathbb{P}_{p_x, p_z}(K_{m_x, m_z}) = \mathbb{P}_{p_x}([x_{m_x-1}, x_{m_x}]) \times \mathbb{P}_{p_z}([z_{m_z-1}, z_{m_z}]), \quad (6)$$

consider the discontinuous finite element space:

$$V_h^{p_x, p_z} = \{v \in L^2(\Omega_{DG-DG}) : v|_{K_{m_x, m_z}} \in \mathbb{P}_{p_x, p_z}(K_{m_x, m_z}), m_x = 1, \dots, N_x, m_z = 1, \dots, N_z\} \quad (7)$$

and choose as basis of  $\mathbb{P}_{p_x, p_z}(K_{m_x, m_z})$  the normalized Legendre basis  $\{\phi_j^{m_x}(x)\phi_i^{m_z}(z)\}_{j=0, \dots, p_x, i=0, \dots, p_z}$ , with

$$\phi_j^{m_x}(x) = \sqrt{2j+1}L_j\left(2\frac{x-x_{m_x-1/2}}{\Delta x_{m_x}}\right) \quad \phi_i^{m_z}(z) = \sqrt{2i+1}L_i\left(2\frac{z-z_{m_z-1/2}}{\Delta z_{m_z}}\right), \quad (8)$$

where  $L_j$  is the  $j$ -th Legendre polynomial. Therefore, the solution of (1) will be represented in each interval  $K_{m_x, m_z}$  as

$$q(x, z, t) \approx \sum_{j=0}^{p_x} \sum_{i=0}^{p_z} q_{m_x, m_z}^{(j, i)}(t) \phi_j^{m_x}(x) \phi_i^{m_z}(z) \quad (x, z) \in \Omega_{DG-DG}. \quad (9)$$

Next, the semi-infinite region is discretized using the computational grid  $\Omega_{DG-LAG} = \bigcup_{m_x=1}^{N_x} K_{m_x, \infty}$  where  $K_{m_x, \infty} = [x_{m_x-1}, x_{m_x}] \times [L_z, +\infty)$ . Scaled Laguerre functions are chosen as basis functions in the  $z$ -direction [4, 5, 28, 29]. Defining

$$\phi_i^\infty(z) = \mathcal{L}_i^\beta(z - L_z) \quad i = 0, \dots, M, \quad (10)$$

we can represent the solution as

$$q(x, z, t) \approx \sum_{j=0}^{p_x} \sum_{i=0}^M q_{m_x, \infty}^{(j, i)}(t) \phi_j^{m_x}(x) \phi_i^\infty(z) \quad (x, z) \in \Omega_{DG-LAG}. \quad (11)$$

Written elementwise in  $K_{m_x, m_z}$ ,  $m_x = 1, \dots, N_x$ ,  $m_z = 1, \dots, N_z, \infty$ , (5) reads

$$\begin{aligned} & \frac{d}{dt} \int_{K_{m_x, m_z}} q \varphi dx dz - \int_{\partial K_{m_x, m_z}} (\boldsymbol{\mu} \nabla q \cdot \mathbf{n}|_{\partial K_{m_x, m_z}}) \varphi|_{\partial K_{m_x, m_z}} ds + \int_{K_{m_x, m_z}} \boldsymbol{\mu} \nabla q \cdot \nabla \varphi dx dz + \\ & + \int_{\partial K_{m_x, m_z}} \mathbf{F}(q) \cdot \mathbf{n} \varphi|_{\partial K_{m_x, m_z}} ds - \int_{K_{m_x, m_z}} \mathbf{F}(q) \cdot \nabla \varphi dx dz + \int_{K_{m_x, m_z}} \gamma q \varphi dx dz = \int_{K_{m_x, m_z}} f \varphi dx dz. \end{aligned} \quad (12)$$

We then sum over all intervals  $K_{m_x, m_z}$  to obtain

$$\begin{aligned} & \frac{d}{dt} \int_{\Omega} q \varphi dx dz - \sum_{e \in \Gamma_h} \int_e (\boldsymbol{\mu} \nabla q \cdot \mathbf{n}|_e) \varphi|_e ds + \int_{\Omega} \boldsymbol{\mu} \nabla q \cdot \nabla \varphi dx dz + \\ & + \sum_{e \in \Gamma_h} \int_e \mathbf{F}(q) \cdot \mathbf{n} \varphi|_e ds - \int_{\Omega} \mathbf{F}(q) \cdot \nabla \varphi dx dz + \int_{\Omega} \gamma q \varphi dx dz = \int_{\Omega} f \varphi dx dz \end{aligned} \quad (13)$$

where  $\Gamma_h$  is the set of edges,

$$\Gamma_h = \Gamma_I \cup \Gamma_D \cup \Gamma_N \quad (14)$$

being  $\Gamma_I$  the set of internal edges, and  $\Gamma_D$  and  $\Gamma_N$  the edges on  $\partial\Omega$  where a Dirichlet or a Neumann boundary condition is imposed, respectively. We also allow periodic boundary conditions to be assigned on a subset of the boundary - in this case we will simply treat the corresponding edges as internal edges. The set  $\Gamma_I$  is further subdivided as

$$\Gamma_I = \Gamma_I^{DG-DG} \cup \Gamma_I^{DG-LAG} \cup \Gamma_I^{INTERF} \quad (15)$$

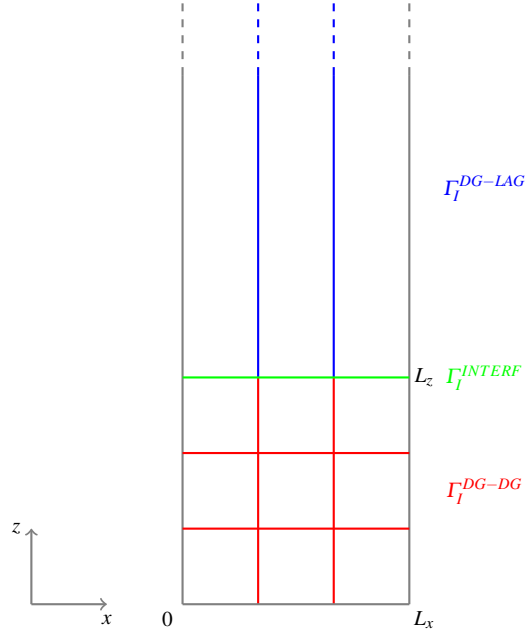


Fig. 1: The semi-infinite strip  $\Omega$  with internal edges  $\Gamma_I = \Gamma_I^{DG-DG} \cup \Gamma_I^{INTERF} \cup \Gamma_I^{DG-LAG}$ , see text for details.

to distinguish edges internal to  $\Omega_{DG-DG}$ , edges internal to  $\Omega_{DG-LAG}$  and edges on the interface between the two regions (Figure 1).

We analyze the second and fourth integral in (13), i.e., the integrals over the edges. Starting from the diffusive term, we split the sum as

$$-\sum_{e \in \Gamma_h} \int_e (\boldsymbol{\mu} \nabla q \cdot \mathbf{n}|_e) \varphi|_e ds = -\sum_{e \in \Gamma_I \cup \Gamma_D} \int_e (\boldsymbol{\mu} \nabla q \cdot \mathbf{n}|_e) \varphi|_e ds - \sum_{e \in \Gamma_N} \int_e (\boldsymbol{\mu} \nabla q \cdot \mathbf{n}|_e) \varphi|_e ds. \quad (16)$$

We impose the Neumann boundary condition on  $\Gamma_N$ , so that the second sum on the right hand side becomes

$$-\sum_{e \in \Gamma_N} \int_e q_N \varphi|_e ds. \quad (17)$$

Regarding the first sum on the right hand side, we first notice that

$$-\sum_{e \in \Gamma_I \cup \Gamma_D} \int_e (\boldsymbol{\mu} \nabla q \cdot \mathbf{n}|_e) \varphi|_e ds = -\sum_{e \in \Gamma_I \cup \Gamma_D} \int_e \{ \{ \boldsymbol{\mu} \nabla q \cdot \mathbf{n} \} \} [ [\varphi] ] ds - \sum_{e \in \Gamma_I \cup \Gamma_D} \int_e [ [ \boldsymbol{\mu} \nabla q \cdot \mathbf{n} ] ] \{ \{ \varphi \} \} ds, \quad (18)$$

where the jump and average operators across an edge  $e$  are defined as

$$[[w]] = w^a - w^b \quad \{\{w\}\} = \frac{w^a + w^b}{2}, \quad (19)$$

where the elements separated by  $e$  are denoted as  $\Omega^a$  and  $\Omega^b$  and  $\mathbf{n}$  is oriented from  $\Omega^a$  to  $\Omega^b$ . If  $e \in \Gamma_D$  is a boundary edge, we extend the definitions of jump and average as

$$[[w]] = w^a \quad \{\{w\}\} = w^a. \quad (20)$$

If  $q$  is regular, we have that  $[[\boldsymbol{\mu}\nabla q \cdot \mathbf{n}]] = 0$  and  $[[q]] = 0$  on every  $e \in \Gamma_I \cup \Gamma_D$ . Using this property, the Dirichlet boundary condition on  $\Gamma_D$  on equation (18), and the definition of jumps and averages on a boundary face, we obtain

$$\begin{aligned} - \sum_{e \in \overline{\Gamma_I \cup \Gamma_D}} \int_e (\boldsymbol{\mu}\nabla q \cdot \mathbf{n}|_e) \varphi_e ds &= - \sum_{e \in \overline{\Gamma_I \cup \Gamma_D}} \int_e \{ \{ \boldsymbol{\mu}\nabla q \cdot \mathbf{n} \} \} [[\varphi]] ds + \varepsilon \sum_{e \in \overline{\Gamma_I \cup \Gamma_D}} \int_e \{ \{ \boldsymbol{\mu}\nabla \varphi \cdot \mathbf{n} \} \} [[q]] ds + \\ &\quad \sum_{e \in \overline{\Gamma_I \cup \Gamma_D}} \frac{\sigma}{|e|} \int_e [[q]] [[\varphi]] ds + - \sum_{e \in \overline{\Gamma_D}} \int_e \left( \varepsilon \boldsymbol{\mu}\nabla \varphi_e \cdot \mathbf{n} + \frac{\sigma}{|e|} \varphi_e \right) q_D ds \end{aligned} \quad (21)$$

for any choice of the penalization parameters  $\varepsilon$  and  $\sigma$ .  $|e|$  denotes the length of the interface  $e$ .

We can now insert (21) into (13) to obtain the following expanded weak formulation: for all test functions  $\varphi \in V$ , find  $q \in V$  such that

$$\begin{aligned} \frac{d}{dt} \int_{\Omega} q \varphi dx dz - \sum_{e \in \overline{\Gamma_I \cup \Gamma_D}} \int_e \{ \{ \boldsymbol{\mu}\nabla q \cdot \mathbf{n} \} \} [[\varphi]] ds + \varepsilon \sum_{e \in \overline{\Gamma_I \cup \Gamma_D}} \int_e \{ \{ \boldsymbol{\mu}\nabla \varphi \cdot \mathbf{n} \} \} [[q]] ds + \\ + \sum_{e \in \overline{\Gamma_I \cup \Gamma_D}} \frac{\sigma}{|e|} \int_e [[q]] [[\varphi]] ds + \int_{\Omega} \boldsymbol{\mu}\nabla q \cdot \nabla \varphi dx dz + \sum_{e \in \Gamma_h} \int_e \mathbf{F}(q) \cdot \mathbf{n} \varphi_e ds - \int_{\Omega} \mathbf{F}(q) \cdot \nabla \varphi dx dz + \int_{\Omega} \gamma q \varphi dx dz = \\ = \int_{\Omega} f \varphi dx dz + \sum_{e \in \overline{\Gamma_D}} \int_e \left( \varepsilon \boldsymbol{\mu}\nabla \varphi_e \cdot \mathbf{n} + \frac{\sigma}{|e|} \varphi_e \right) q_D ds + \sum_{e \in \Gamma_N} \int_e q_N \varphi_e ds. \end{aligned} \quad (22)$$

### 3 Discrete formulation

We can now move from the continuous to the discrete setting. We first introduce the space

$$V_h^{p_x, p_z, M} = \left\{ v \in V : v|_{\Omega_{DG-DG}} \in V_h^{p_x, p_z}, v|_{\Omega_{DG-LAG}} \in V_h^{p_x, M} \right\} \subset V, \quad (23)$$

$$V_h^{p_x, M} = \text{span} \{ \phi_j^{m_x} \}_{j=0, \dots, p_x, m_x=1, \dots, N_x} \times \text{span} \{ \phi_i^{\infty} \}_{i=0, \dots, M}. \quad (24)$$

When replacing  $q \in V$  by  $q_h \in V_h^{p_x, p_z, M}$  and  $\varphi \in V$  by  $\varphi_h \in V_h^{p_x, p_z, M}$  in the last expression in the previous section, the term  $\mathbf{F}(q) \cdot \mathbf{n} \varphi_e$  is not well-defined, since functions in  $V_h^{p_x, p_z, M}$  are not uniquely defined at the internal edges. We then replace it by  $\hat{q}(q_h, \mathbf{n}) \varphi_{h|_e}$ , where  $\hat{q}$  is the numerical flux (see below).

The Galerkin formulation associated with (1)-(22) reads:

Find  $q_h \in V_h^{p_x, p_z, M}$  such that, for all test functions  $\varphi_h \in V_h^{p_x, p_z, M}$ ,

$$\begin{aligned} \frac{d}{dt} \int_{\Omega} q_h \varphi_h dx dz - \sum_{e \in \overline{\Gamma_I \cup \Gamma_D}} \int_e \{ \{ \boldsymbol{\mu}\nabla q_h \cdot \mathbf{n} \} \} [[\varphi_h]] ds + \varepsilon \sum_{e \in \overline{\Gamma_I \cup \Gamma_D}} \int_e \{ \{ \boldsymbol{\mu}\nabla \varphi_h \cdot \mathbf{n} \} \} [[q_h]] ds + \\ + \sum_{e \in \overline{\Gamma_I \cup \Gamma_D}} \frac{\sigma}{|e|} \int_e [[q_h]] [[\varphi_h]] ds + \int_{\Omega} \boldsymbol{\mu}\nabla q_h \cdot \nabla \varphi_h dx dz + \\ + \sum_{e \in \Gamma_h} \int_e \hat{q}(q_h, \mathbf{n}) \varphi_{h|_e} ds - \int_{\Omega} \mathbf{F}(q_h) \cdot \nabla \varphi_h dx dz + \int_{\Omega} \gamma q_h \varphi_h dx dz = \int_{\Omega} f \varphi_h dx dz + \\ + \sum_{e \in \overline{\Gamma_D}} \int_e \left( \varepsilon \boldsymbol{\mu}\nabla \varphi_{h|_e} \cdot \mathbf{n} + \frac{\sigma}{|e|} \varphi_{h|_e} \right) q_D ds + \sum_{e \in \Gamma_N} \int_e q_N \varphi_{h|_e} ds. \end{aligned} \quad (25)$$

In order to compute the integrals in the above expression, we insert the representation (9) or (11) for  $q_h$  and choose  $\varphi_h = \phi_j^{m'_x} \phi_{j'}^{m'_z}$  as test functions, with  $j' = 0, \dots, p_x$ ,  $m'_x = 1, \dots, N_x$ ,  $m'_z = 1, \dots, N_z, \infty$  and  $i' = 0, \dots, p_z$  if  $m'_z = 1, \dots, N_z$ ,  $i' = 0, \dots, M$  if  $m'_z = \infty$ .

We now analyze in detail all terms appearing in (25). For simplicity we consider a uniform grid  $\Delta x_{m_x} = \Delta x, \forall m_x, \Delta z_{m_z} = \Delta z, \forall m_z$ . Using the fact that

$$\int_{x_{m_x-1}}^{x_{m_x}} \phi_j^{m_x}(x) \phi_{j'}^{m_x}(x) dx = \Delta x \delta_{jj'}, \quad \int_{L_z}^{+\infty} \phi_i^\infty(z) \phi_{i'}^\infty(z) dz = \frac{1}{\beta} \delta_{ii'}, \quad (26)$$

the first integral can easily be written as

$$\frac{d}{dt} \int_{K_{m_x, m_z}} \sum_j \sum_i^{(j,i)} q_{m_x, m_z}^{(j,i)}(t) \phi_j^{m_x}(x) \phi_i^{m_z}(z) \phi_{j'}^{m_x}(x) \phi_{i'}^{m_z}(z) dx dz = \begin{cases} \Delta x \Delta z \frac{dq_{m_x, m_z}^{(j', i')}}{dt} & m'_z = 1, \dots, N_z \\ \frac{\Delta x}{\beta} \frac{dq_{m_x, m_z}^{(j', i')}}{dt} & m'_z = \infty \end{cases}. \quad (27)$$

The fifth integral is

$$\int_{\Omega} \boldsymbol{\mu} \nabla q_h \cdot \nabla \varphi_h dx dz = \int_{\Omega} \left( \mu_x \frac{\partial q_h}{\partial x} \frac{\partial \varphi_h}{\partial x} + \mu_z \frac{\partial q_h}{\partial z} \frac{\partial \varphi_h}{\partial z} \right) dx dz \quad (28)$$

(notice that, under the assumption that  $\boldsymbol{\mu}$  is diagonal,  $\boldsymbol{\mu} \nabla = [\mu_x \partial / \partial x, \mu_z \partial / \partial z]$ ). In  $\Omega_{DG-DG}$  ( $m_z = 1, \dots, N_z$ ) this gives

$$\begin{aligned} & \mu_x \sum_{j=0}^{p_x} \sum_{i=0}^{p_z} q_{m_x, m_z}^{(j,i)} \int_{K_{m_x, m_z}} (\phi_j^{m_x})' \phi_i^{m_z} (\phi_{j'}^{m_x})' \phi_{i'}^{m_z} + \mu_z \sum_{j=0}^{p_x} \sum_{i=0}^{p_z} q_{m_x, m_z}^{(j,i)} \int_{K_{m_x, m_z}} \phi_j^{m_x} (\phi_i^{m_z})' \phi_{j'}^{m_x} (\phi_{i'}^{m_z})' = \\ & = \mu_x \Delta z \sum_{j=0}^{p_x} q_{m_x, m_z}^{(j,i')} \int_{x_{m_x-1}}^{x_{m_x}} (\phi_j^{m_x})'(x) (\phi_{j'}^{m_x})'(x) dx + \mu_z \Delta x \sum_{i=0}^{p_z} q_{m_x, m_z}^{(j', i)} \int_{z_{m_z-1}}^{z_{m_z}} (\phi_i^{m_z})'(z) (\phi_{i'}^{m_z})'(z) dz, \end{aligned} \quad (29)$$

while in  $\Omega_{DG-LAG}$  ( $m_z = \infty$ ) we have

$$\begin{aligned} & \mu_x \sum_{j=0}^{p_x} \sum_{i=0}^M q_{m_x, \infty}^{(j,i)} \int_{K_{m_x, \infty}} (\phi_j^{m_x})' \phi_i^\infty (\phi_{j'}^{m_x})' \phi_{i'}^\infty + \mu_z \sum_{j=0}^{p_x} \sum_{i=0}^M q_{m_x, \infty}^{(j,i)} \int_{K_{m_x, \infty}} \phi_j^{m_x} (\phi_i^\infty)' \phi_{j'}^{m_x} (\phi_{i'}^\infty)' = \\ & = \frac{\mu_x}{\beta} \sum_{j=0}^{p_x} q_{m_x, \infty}^{(j,i')} \int_{x_{m_x-1}}^{x_{m_x}} (\phi_j^{m_x})'(x) (\phi_{j'}^{m_x})'(x) dx + \mu_z \Delta x \sum_{i=0}^M q_{m_x, \infty}^{(j', i)} \int_{L_z}^{\infty} (\phi_i^\infty)'(z) (\phi_{i'}^\infty)'(z) dz, \end{aligned} \quad (30)$$

i.e., the same expression as (29) with  $1/\beta$  replacing  $\Delta z$ ,  $\sum_{i=0}^M$  replacing  $\sum_{i=0}^{p_z}$ ,  $q_{m_x, \infty}$  replacing  $q_{m_x, m_z}$ ,  $K_{m_x, \infty}$  replacing  $K_{m_x, m_z}$ , and  $\int_{L_z}^{\infty}$  replacing  $\int_{z_{m_z-1}}^{z_{m_z}}$ . Notice that, thanks to the definition of  $\phi_i^\infty$ ,

$$\int_{L_z}^{\infty} (\phi_i^\infty)'(z) (\phi_{i'}^\infty)'(z) dz = \int_0^\infty (\mathcal{L}_i^\beta)'(z) (\mathcal{L}_{i'}^\beta)'(z) dz. \quad (31)$$

In a similar fashion, the seventh integral is

$$- \int_{\Omega} \mathbf{F}(q_h) \cdot \nabla \varphi_h dx dz = - \int_{\Omega} \left( F_1(q_h) \frac{\partial \varphi_h}{\partial x} + F_2(q_h) \frac{\partial \varphi_h}{\partial z} \right) dx dz, \quad (32)$$

which locally reads, for all  $m_x$  and  $m_z$ ,

$$- \int_{K_{m_x, m_z}} F_1 \left( \sum_{j=0}^{p_x} \sum_i^{(j,i)} q_{m_x, m_z}^{(j,i)} \phi_j^{m_x} \phi_i^{m_z} \right) (\phi_{j'}^{m_x})' \phi_{i'}^{m_z} - \int_{K_{m_x, m_z}} F_2 \left( \sum_{j=0}^{p_x} \sum_i^{(j,i)} q_{m_x, m_z}^{(j,i)} \phi_j^{m_x} \phi_i^{m_z} \right) \phi_j^{m_x} (\phi_{i'}^{m_z})'. \quad (33)$$

The sum over  $i$  runs from 0 to  $p_z$  if  $m_z = 1, \dots, N_z$ , from 0 to  $M$  if  $m_z = \infty$ .

Next, we consider the edge integrals, i.e. the second, third, fourth and sixth integral in (25); to this end we introduce the quantities

$$\phi_j^L = \phi_j^{m_x}(x_{m_x}^+) = \phi_j^{m_z}(z_{m_z}^+) \quad \phi_j^R = \phi_j^{m_x}(x_{m_x}^-) = \phi_j^{m_z}(z_{m_z}^-) \quad (34)$$

$$(\phi_j^L)' = (\phi_j^{m_x})'(x_{m_x}^+) = (\phi_j^{m_z})'(z_{m_z}^+) \quad (\phi_j^R)' = (\phi_j^{m_x})'(x_{m_x}^-) = (\phi_j^{m_z})'(z_{m_z}^-) \quad (35)$$

for  $m_z = 1, \dots, N_z$ , which represent the value of basis functions and their derivatives at the left and right endpoint of each subintervals. Notice that, on a uniform grid, these quantities do not depend on  $m_x$  and  $m_z$ .

We start from the second, third and fourth term in (25). For the sake of exposition, in the following we specialize the formulation by considering horizontal edges aligned with the  $x$  direction and vertical edges aligned with the  $z$  direction. Let  $e \in \Gamma_I^{DG-DG}$  be a *vertical* internal edge in  $\Omega_{DG-DG}$ . Then,  $e = \{x_{m_x}\} \times [z_{m_z-1}, z_{m_z}]$  for  $m_x = 1, \dots, N_x - 1$  and  $m_z = 1, \dots, N_z - 1$ , with  $\mathbf{n} = [1, 0]$  and  $|e| = \Delta z$ , and the corresponding terms are

$$-\mu_x \int_{z_{m_z-1}}^{z_{m_z}} \left\{ \left\{ \frac{\partial q_h}{\partial x} \right\} \right\} [[\phi_h]] dz + \mu_x \varepsilon \int_{z_{m_z-1}}^{z_{m_z}} \left\{ \left\{ \frac{\partial \phi_h}{\partial x} \right\} \right\} [[q_h]] dz + \frac{\sigma}{\Delta z} \int_{z_{m_z-1}}^{z_{m_z}} [[q_h]][[\phi_h]] dz. \quad (36)$$

Expanding  $q_h$  and  $\phi_h$ , after some derivations the three integrals above become

$$\sum_{j=0}^{p_x} \left( q_{m_x, m_z}^{(j, i')} m_{j, j'}^{V, 11} \delta_{m'_x, m_x} + q_{m_x, m_z}^{(j, i')} m_{j, j'}^{V, 12} \delta_{m'_x, m_x+1} + q_{m_x+1, m_z}^{(j, i')} m_{j, j'}^{V, 21} \delta_{m'_x, m_x} + q_{m_x+1, m_z}^{(j, i')} m_{j, j'}^{V, 22} \delta_{m'_x, m_x+1} \right). \quad (37)$$

The local matrix  $m^{V, 11}$  (resp.,  $m^{V, 22}$ ) corresponds to the interaction of the left neighboring element (resp., of the right neighboring element) with itself, while the local matrices  $m^{V, 12}$  and  $m^{V, 21}$  correspond to the interaction across the interface.

We obtain a similar result when  $e \in \Gamma_I^{DG-DG}$  is a *horizontal* internal edge in  $\Omega_{DG-DG}$ ; in this case  $e = [x_{m_x-1}, x_{m_x}] \times \{z_{m_z}\}$  for  $m_x = 1, \dots, N_x - 1$  and  $m_z = 1, \dots, N_z - 1$ , while  $\mathbf{n} = [0, 1]$  and  $|e| = \Delta x$ . Similar computations as above lead to

$$\sum_{j=0}^{p_z} \left( q_{m_x, m_z}^{(j, i')} m_{i, i'}^{H, 11} \delta_{m'_z, m_z} + q_{m_x, m_z}^{(j, i')} m_{i, i'}^{H, 12} \delta_{m'_z, m_z+1} + q_{m_x, m_z+1}^{(j, i')} m_{i, i'}^{H, 21} \delta_{m'_z, m_z} + q_{m_x, m_z+1}^{(j, i')} m_{i, i'}^{H, 22} \delta_{m'_z, m_z+1} \right). \quad (38)$$

We then consider  $e \in \Gamma_I^{DG-LAG}$ . Note that there are no horizontal edges here. Expanding the second, third and fourth integrals of (25) for this case leads, after some derivations, to:

$$\sum_{j=0}^{p_x} \left( q_{m_x, \infty}^{(j, i')} m_{j, j'}^{V, 11} \delta_{m'_x, m_x} + q_{m_x, \infty}^{(j, i')} m_{j, j'}^{V, 12} \delta_{m'_x, m_x+1} + q_{m_x+1, \infty}^{(j, i')} m_{j, j'}^{V, 21} \delta_{m'_x, m_x} + q_{m_x+1, \infty}^{(j, i')} m_{j, j'}^{V, 22} \delta_{m'_x, m_x+1} \right). \quad (39)$$

Finally, we analyze the exchange of information at the interface by considering  $e \in \Gamma_I^{INTERF}$ . Since these edges are horizontal, we have

$$-\mu_z \int_{x_{m_x-1}}^{x_{m_x}} \left\{ \left\{ \frac{\partial q_h}{\partial z} \right\} \right\} [[\phi_h]] dx + \mu_z \varepsilon \int_{x_{m_x-1}}^{x_{m_x}} \left\{ \left\{ \frac{\partial \phi_h}{\partial z} \right\} \right\} [[q_h]] dx + \frac{\sigma}{\Delta x} \int_{x_{m_x-1}}^{x_{m_x}} [[q_h]][[\phi_h]] dx. \quad (40)$$

After some derivations, the above expression can be written compactly as

$$\sum_{i=0}^{p_z} \left( q_{m_x, N_z}^{(j, i')} m_{i, i'}^{C, 11} \delta_{m'_z, N_z} + q_{m_x, N_z}^{(j, i')} m_{i, i'}^{C, 12} \delta_{m'_z, \infty} \right) + \sum_{i=0}^M \left( q_{m_x, \infty}^{(j, i')} m_{i, i'}^{C, 21} \delta_{m'_z, N_z} + q_{m_x, \infty}^{(j, i')} m_{i, i'}^{C, 22} \delta_{m'_z, \infty} \right) \quad (41)$$

and the coupling between the two discretizations is described by the matrices  $m^C$  (see Appendix A).



To conclude the analysis of the second, third and fourth terms of (25) we consider Dirichlet edges  $e \in \Gamma_D$ , where we need to apply the definition of jumps and averages on boundary edges. If  $e$  belongs to the left boundary  $x = 0$ , then  $\mathbf{n} = [-1, 0]$  and we find

$$\begin{aligned} & -\mu_x \int_{z_{m_z-1}}^{z_{m_z}} -\frac{\partial q_{h|e}}{\partial x} \phi_{h|e} dz + \mu_x \varepsilon \int_{z_{m_z-1}}^{z_{m_z}} -\frac{\partial \phi_{h|e}}{\partial x} q_{h|e} dz + \frac{\sigma}{\Delta z} \int_{z_{m_z-1}}^{z_{m_z}} q_{h|e} \phi_{h|e} dz = \\ & = \sum_{j=0}^{P_x} \sum_{i=0}^{P_z} q_{1,m_z}^{(j,i)} \left( \mu_x \int_e (\phi'_j)^L \phi_i^{m_z} \phi_j^L \phi_i^{m_z} - \mu_x \varepsilon \int_e (\phi'_{j'})^L \phi_i^{m_z} \phi_j^L \phi_i^{m_z} + \frac{\sigma}{\Delta z} \int_e \phi_j^L \phi_i^{m_z} \phi_j^L \phi_i^{m_z} \right) \delta_{m'_x,1} = \\ & = \sum_{j=0}^{P_x} q_{1,m_z}^{(j,i')} \left( \mu_x \Delta z (\phi'_j)^L \phi_j^L - \mu_x \varepsilon \Delta z \phi_j^L (\phi'_{j'})^L + \sigma \phi_j^L \phi_j^L \right) \delta_{m'_x,1} \end{aligned} \quad (42)$$

for  $m_z = 1, \dots, N_z$  and a similar expression for  $m_z = \infty$  with modifications as above. Analogous computations on the right boundary  $x = L_x$ , where  $\mathbf{n} = [1, 0]$ , lead to

$$\sum_{j=0}^{P_x} q_{N_x, m_z}^{(j,i')} \left( -\mu_x \Delta z (\phi'_j)^R \phi_j^R + \mu_x \varepsilon \Delta z \phi_j^R (\phi'_{j'})^R + \sigma \phi_j^R \phi_j^R \right) \delta_{m'_x, N_x} \quad (43)$$

for  $m_z = 1, \dots, N_z$ ; the expression for  $m_z = \infty$  is identical as long as one replaces  $\Delta z$  with  $1/\beta$ .

Finally, if  $e$  belongs to the bottom boundary, then the integrals in (25) only involve the DG-DG section and we obtain

$$\sum_{i=0}^{P_z} q_{m_x, 1}^{(j',i)} \left( \mu_z \Delta x (\phi'_i)^L \phi_i^L - \mu_z \varepsilon \Delta x \phi_i^L (\phi'_{i'})^L + \sigma \phi_i^L \phi_i^L \right) \delta_{m'_z, 1}. \quad (44)$$

In summary, equations (37),(38),(42)(43),(44) involve the DG-DG section, equations (39) and (42)-(43) with  $m_z = \infty$  and  $\Delta z = 1/\beta$  involve the DG-LAG section, and equation (41) describes the coupling between the two sections at the interface  $\Gamma_I^{INTERF}$ . This concludes the analysis of terms two, three and four of equation (25).

To expand the sixth integral we need to introduce a suitable numerical flux at the internal edges  $e$ . We use the Rusanov flux, which for a general interface  $e$  is defined as

$$\hat{q}(q_{h|e}, \mathbf{n}_e) = \frac{1}{2} (\mathbf{F}^a(q_h^a) + \mathbf{F}^b(q_h^b)) \cdot \mathbf{n} - \frac{1}{2} v_e (q_h^b - q_h^a), \quad (45)$$

where  $\mathbf{F}^a(q) = F(q, x^a, z)$ ,  $\mathbf{F}^b(q) = F(q, x^b, z)$  if the interface is vertical and  $\mathbf{F}^a(q) = F(q, x, z^a)$ ,  $\mathbf{F}^b(q) = F(q, x, z^b)$  if it is horizontal, where  $x^a := x_e^-$ ,  $x^b := x_e^+$ ,  $z^a := z_e^-$ ,  $z^b := z_e^+$ . Moreover,

$$v_e = \max \left( \left| \frac{d\mathbf{F}^a}{dq}(q_h^a) \cdot \mathbf{n} \right|, \left| \frac{d\mathbf{F}^b}{dq}(q_h^b) \cdot \mathbf{n} \right| \right), \quad (46)$$

where, for example,  $\frac{d\mathbf{F}}{dq} = \mathbf{u}$  for the linear advection-diffusion equation and  $\frac{d\mathbf{F}}{dq}(q) = [q, q]^\top$  for the Burgers' equation. Here we use the notation  $\frac{d\mathbf{F}^a}{dq}(q) = \frac{d\mathbf{F}}{dq}(q, x^a, z)$  for vertical interfaces and similarly in the other cases.

We begin the analysis by considering internal edges. Notice that, when expanding the sum in the sixth term of (25), each internal edge is considered twice, once for each element to which it belongs. If  $e$  is a *vertical* internal edge, then we have the two expressions

$$\int_e \left( \frac{1}{2} (F_1^a(q_h^a) + F_1^b(q_h^b)) - \frac{1}{2} v_e (q_h^b - q_h^a) \right) \phi_h^a dz \quad \int_e \left( \frac{1}{2} (-F_1^a(q_h^a) - F_1^b(q_h^b)) - \frac{1}{2} v_e (q_h^a - q_h^b) \right) \phi_h^b dz \quad (47)$$

for  $\mathbf{n} = [1, 0]$  and  $\mathbf{n} = [-1, 0]$ , respectively. Putting the two terms together we obtain

$$\int_e \left( \frac{F_1^a(q_h^a) + v_e q_h^a}{2} \phi_h^a + \frac{-F_1^a(q_h^a) - v_e q_h^a}{2} \phi_h^b + \frac{F_1^b(q_h^b) - v_e q_h^b}{2} \phi_h^a + \frac{-F_1^b(q_h^b) + v_e q_h^b}{2} \phi_h^b \right) dz \quad (48)$$

and  $v_e = \max(|\frac{dF_2^a}{dq}(q_h^a)|, |\frac{dF_2^b}{dq}(q_h^b)|)$ . We can now insert the representation of  $q_h$  and  $\varphi_h$  and numerically compute the integral.

If *horizontal* internal edges  $e$  are considered, the normals are  $[0, -1]$  or  $[0, 1]$ , so that the Rusanov flux yields

$$\int_e \left( \frac{F_2^a(q_h^a) + v_e q_h^a}{2} \varphi_h^a + \frac{-F_2^a(q_h^a) - v_e q_h^a}{2} \varphi_h^b + \frac{F_2^b(q_h^b) - v_e q_h^b}{2} \varphi_h^a + \frac{-F_2^b(q_h^b) + v_e q_h^b}{2} \varphi_h^b \right) dz, \quad (49)$$

where now  $v_e = \max(|\frac{dF_2^a}{dq}(q_h^a)|, |\frac{dF_2^b}{dq}(q_h^b)|)$  and  $e = [x_{m_x-1}, x_{m_x}] \times \{z_{m_z}\}$ , with  $F_2^a(q_h^a) = F_2(q_h^a, x, z_{m_z}^-)$  and  $F_2^b(q_h^b) = F_2(q_h^b, x, z_{m_z}^+)$ , see Appendix B for the expressions of unknowns and test functions. Computation of the integral for edges belonging to the right, left or bottom boundary are computed in a similar way and omitted here for brevity.

The reaction term, i.e., the last term on the left hand side of (25) is

$$\sum_{j=0}^{P_x} \sum_{i=0}^{P_z} q_{m_x, m_z}^{(j,i)} \int_{x_{m_x-1}}^{x_{m_x}} \int_{z_{m_z-1}}^{z_{m_z}} \gamma(x, z) \phi_j^{m_x}(x) \phi_i^{m_z}(z) \phi_j^{m_x}(x) \phi_i^{m_z}(z) dx dz \quad (50)$$

for  $m_x = 1, \dots, N_x$ ,  $m_z = 1, \dots, N_z$  and

$$\sum_{j=0}^{P_x} \sum_{i=0}^M q_{m_x, \infty}^{(j,i)} \int_{x_{m_x-1}}^{x_{m_x}} \int_{L_z}^{+\infty} \gamma(x, z) \phi_j^{m_x}(x) \phi_i^{\infty}(z) \phi_j^{m_x}(x) \phi_i^{\infty}(z) dx dz. \quad (51)$$

If  $\gamma$  is constant, then these integrals can be simplified by exploiting orthogonality of the basis functions, otherwise they have to be computed numerically.

Finally, we consider the right hand side of (25), which we report here for convenience:

$$\int_{\Omega} f \varphi_h dx dz + \sum_{e \in \Gamma_D} \int_e \left( \varepsilon \mu \nabla \varphi_h|_e \cdot \mathbf{n} + \frac{\sigma}{|e|} \varphi_h|_e \right) q_D ds + \sum_{e \in \Gamma_N} \int_e q_N \varphi_h|_e ds. \quad (52)$$

The first integral is

$$\int_{K_{m_x, m_z}} f(x, z, t) \phi_j^{m_x}(x) \phi_i^{m_z}(z) dx dz \quad m_x = 1, \dots, N_x \quad m_z = 1, \dots, N_z, \infty \quad (53)$$

and it is computed using suitable quadrature rules. The second and third integrals take different forms depending on whether the edge  $e$  belongs to the bottom, right or left boundary. If  $m_z = 1, \dots, N_z$  we have, respectively,

$$\begin{aligned} & \int_{x_{m_x-1}}^{x_{m_x}} \left( -\mu_z \varepsilon \phi_j^{m_x}(x) (\phi_i')^L + \frac{\sigma}{\Delta x} \phi_j^{m_x}(x) \phi_i^L \right) q_D(x, 0, t) dx \\ & \int_{z_{m_z-1}}^{z_{m_z}} \left( \mu_x \varepsilon (\phi_j')^R \phi_i^{m_z}(z) + \frac{\sigma}{\Delta z} \phi_j^R \phi_i^{m_z}(z) \right) q_D(L_x, z, t) dz \\ & \int_{z_{m_z-1}}^{z_{m_z}} \left( -\mu_x \varepsilon (\phi_j')^L \phi_i^{m_z}(z) + \frac{\sigma}{\Delta z} \phi_j^L \phi_i^{m_z}(z) \right) q_D(0, z, t) dz \end{aligned} \quad (54)$$

for the second integral and

$$\begin{aligned} & \int_{x_{m_x-1}}^{x_{m_x}} q_N(x, 0, t) \phi_j^{m_x}(x) \phi_i^L dx \\ & \int_{z_{m_z-1}}^{z_{m_z}} q_N(L_x, z, t) \phi_j^R \phi_i^{m_z}(z) dz \\ & \int_{z_{m_z-1}}^{z_{m_z}} q_N(0, z, t) \phi_j^L \phi_i^{m_z}(z) dz \end{aligned} \quad (55)$$

for the third. If instead  $m_z = \infty$ , we only consider the right and the left boundary, for which we obtain

$$\begin{aligned} & \int_{L_z}^{+\infty} \left( \mu_x \varepsilon (\phi'_j)^R \phi_j^\infty(z) + \sigma \beta \phi_j^R \phi_j^\infty(z) \right) q_D(L_x, z, t) dz \\ & \int_{L_z}^{+\infty} \left( -\mu_x \varepsilon (\phi'_j)^L \phi_j^\infty(z) + \sigma \beta \phi_j^L \phi_j^\infty(z) \right) q_D(0, z, t) dz \end{aligned} \quad (56)$$

for the second integral and

$$\begin{aligned} & \int_{L_z}^{+\infty} q_N(L_x, z, t) \phi_j^R \phi_j^\infty(z) dz \\ & \int_{L_z}^{+\infty} q_N(0, z, t) \phi_j^L \phi_j^\infty(z) dz \end{aligned} \quad (57)$$

for the third, respectively.

#### 4 Algebraic formulation

In order to cast the spatially discrete problem in algebraic form, we first define the unknown vector as  $\mathbf{q} \in \mathbb{R}^{N_{std}}$ , with  $N_{std} = N_x N_z (p_x + 1)(p_z + 1) + N_x (p_x + 1)(M + 1)$ . We also define  $N_{bnd} = N_x N_z (p_x + 1)(p_z + 1)$  and  $N_{unbnd} = N_x (p_x + 1)(M + 1)$  as the number of degrees of freedom in the bounded and unbounded region, respectively. We order the unknown degrees of freedom as follows. We first consider the degrees of freedom in  $\Omega_{DG-DG}$  and define the local vector

$$\mathbf{q}_{m_x, m_z}^{DG-DG} = [q_{m_x, m_z}^{(0,0)}, \dots, q_{m_x, m_z}^{(p_x,0)}, q_{m_x, m_z}^{(0,1)}, \dots, q_{m_x, m_z}^{(p_x,1)}, \dots, q_{m_x, m_z}^{(0,p_z)}, \dots, q_{m_x, m_z}^{(p_x,p_z)}]^T \in \mathbb{R}^{(p_x+1) \times (p_z+1)}, \quad (58)$$

which contains the unknowns corresponding to  $K_{m_x, m_z}$ . The global vector for the DG-DG discretization in the finite region is then

$$\mathbf{q}^{DG-DG} = [\mathbf{q}_{1,1}, \dots, \mathbf{q}_{N_x,1}, \mathbf{q}_{1,2}, \dots, \mathbf{q}_{N_x,2}, \dots, \mathbf{q}_{1,N_z}, \dots, \mathbf{q}_{N_x,N_z}]^T \in \mathbb{R}^{N_{bnd}}. \quad (59)$$

Concerning the DG-Laguerre discretization in the semi-infinite region, we order the unknowns as

$$\begin{aligned} \mathbf{q}^{DG-LAG} = & [q_1^{(0,0)}, \dots, q_1^{(p_x,0)}, q_2^{(0,0)}, \dots, q_2^{(p_x,0)}, \dots, q_{N_x}^{(0,0)}, \dots, q_{N_x}^{(p_x,0)}, \\ & q_1^{(0,1)}, \dots, q_1^{(p_x,1)}, q_2^{(0,1)}, \dots, q_2^{(p_x,1)}, \dots, q_{N_x}^{(0,1)}, \dots, q_{N_x}^{(p_x,1)}, \\ & \dots \\ & q_1^{(0,M)}, \dots, q_1^{(p_x,M)}, q_2^{(0,M)}, \dots, q_2^{(p_x,M)}, \dots, q_{N_x}^{(0,M)}, \dots, q_{N_x}^{(p_x,M)}]^T \in \mathbb{R}^{N_{unbnd}}. \end{aligned} \quad (60)$$

The global unknown vector for the extended DG formulation will then be  $\mathbf{q} = [\mathbf{q}^{DG-DG}, \mathbf{q}^{DG-LAG}]^T \in \mathbb{R}^{N_{std}}$ . Then, equation (27) gives for the time derivative of the two unknown vectors:

$$\Delta x \Delta z \frac{d\mathbf{q}^{DG-DG}}{dt} - \frac{\Delta x}{\beta} \frac{d\mathbf{q}^{DG-LAG}}{dt}. \quad (61)$$

Equations (37),(38),(42),(43),(44) and the first terms of equation (41) can be assembled as  $A^{DG-DG} \mathbf{q}^{DG-DG}$ , where  $A^{DG-DG} \in \mathbb{R}^{N_{bnd} \times N_{bnd}}$  represents the DG-DG discretization in  $\Omega_{DG-DG}$ . Equations (39),(42),(43) with  $m_z = \infty$  and  $\Delta z = 1/\beta$  and the fourth term of equation (41) give  $A^{DG-LAG} \mathbf{q}^{DG-LAG}$ , where  $A^{DG-LAG} \in \mathbb{R}^{N_{unbnd} \times N_{unbnd}}$

stems from the DG-Laguerre discretization in  $\Omega_{DG-LAG}$ . The second term of equation (41) can be written as  $A^{C,12} \mathbf{q}^{DG-DG}$ , while the third term of the same equations give  $A^{C,21} \mathbf{q}^{DG-LAG}$ . The matrices

$$A^{C,12} \in \mathbb{R}^{N_{unbd} \times N_{bnd}} \quad \text{and} \quad A^{C,21} \in \mathbb{R}^{N_{bnd} \times N_{unbd}} \quad (62)$$

are the coupling matrices, which are non-zero only in the last  $N_x(p_x + 1)(p_z + 1)$  columns and the last  $N_x(p_x + 1)(p_z + 1)$  rows, respectively, corresponding to the degrees of freedom in the  $N_x$  DG-DG elements adjacent to the interface.

Equations (48) and (49) correspond to the transport term and can be assembled in the vector  $\mathbf{F}(\mathbf{q}) \in \mathbb{R}^{N_{xd}}$ . Numerical integration of (50) and (51) leads to  $G^{DG-DG} \mathbf{q}$  and  $G^{DG-LAG} \mathbf{q}$ , respectively, where  $G^{DG-DG} \in \mathbb{R}^{N_{bnd} \times N_{bnd}}$  and  $G^{DG-LAG} \in \mathbb{R}^{N_{unbd} \times N_{unbd}}$ . Finally, equations (53),(54),(55),and (56),(57) give the right-hand side vector  $\mathbf{f} \in \mathbb{R}^{N_{xd}}$ .

The algebraic formulation of the problem is then

$$M \frac{d\mathbf{q}(t)}{dt} + A\mathbf{q}(t) + \mathbf{F}(\mathbf{q}) + G\mathbf{q}(t) = \mathbf{f}(t), \quad (63)$$

where

$$M = \begin{bmatrix} \Delta x \Delta z I & 0 \\ 0 & \frac{\Delta x}{\beta} I \end{bmatrix} \quad A = \begin{bmatrix} A^{DG-DG} & A^{C,21} \\ A^{C,12} & A^{DG-LAG} \end{bmatrix} \quad G = \begin{bmatrix} G^{DG-DG} & 0 \\ 0 & G^{DG-LAG} \end{bmatrix}. \quad (64)$$

In the linear case, the transport term reduces to  $F\mathbf{q}$ , where the matrix  $F$  has the same block structure as  $A$ .

The spatially discretized problem can now be solved in time by means of a suitable time integration scheme. In the linear case, equation (63) reads

$$M \frac{d\mathbf{q}}{dt} + B\mathbf{q} = \mathbf{f}, \quad (65)$$

where  $B = A + F + G$ . The  $\theta$ -method can then be employed: given  $\mathbf{q}^0$  and  $\theta \in [0, 1]$ , the solution at time step  $n$  is given by

$$(M + \Delta t \theta B) \mathbf{q}^{n+1} = [M - \Delta t(1 - \theta)B] \mathbf{q}^n + \Delta t \theta \mathbf{f}^{n+1} + \Delta t(1 - \theta) \mathbf{f}^n. \quad (66)$$

In the non-linear case we rewrite (63) as

$$\frac{d\mathbf{q}}{dt} = -M^{-1}(A + G)\mathbf{q} - M^{-1}(\mathbf{F}(\mathbf{q}) - \mathbf{f}), \quad (67)$$

then separate the linear and non-linear terms by defining  $\mathbf{f}_l(\mathbf{q}, t) = -M^{-1}(A + G)\mathbf{q}$  and  $\mathbf{f}_{nl}(\mathbf{q}, t) = -M^{-1}(\mathbf{F}(\mathbf{q}) - \mathbf{f})$ . Problem (67) is discretized in time using a 3-stage IMEX-ARK method [13]

The discrete formulation in the previous section and the algebraic formulation in this section readily extend to the vectorial case. The theoretical details are omitted here for conciseness, section 5.2.3 contains numerical results with the shallow water equations.

## 5 Numerical experiments

In this section, several numerical tests are carried out. First, we perform a convergence analysis of the two-dimensional DG-Laguerre scheme in standalone mode. Therefore, we set  $L_z = 0$  and compute the convergence rates of both the spatial discretization ( $x$ -convergence and  $z$ -convergence) and the temporal discretization. Next, the coupling strategy developed in Section 3 between the finite  $\Omega_{DG-DG}$  and the semi-infinite  $\Omega_{DG-LAG}$  portions of the 2D strip in the extended DG model is validated both on linear problems - the 2D advection-diffusion equation and the 2D shallow water equations - and on non-linear problems - the 2D Burgers' equation. As in previous work [4,5,28], the quality of the coupling is evaluated by computing the errors of the extended DG approach with respect to a reference DG discretization on a larger domain in benchmarks with Gaussian signals and wave

trains. Then, an absorbing layer is implemented in the semi-infinite region by means of a sigmoidal reaction term, and tests are run with single waves and wave trains to check whether the obtained model is able to efficiently damp outgoing signals without reflections in the finite part of the two-dimensional strip. Finally, we evaluate the performance of both the 2D extended DG scheme and a DG discretization that uses a non-uniform grid in the semi-infinite direction. For both schemes, we compute wallclock times and errors with respect to an exact solution in tests with the advection-diffusion equation and Gaussian initial data using a large number of Laguerre modes and small values of the scaling parameter so as to simulate a larger portion of the unbounded region.

Errors are computed using suitable Gaussian quadrature rules. Specifically, we define the discrete norms

$$\|q_h\|_{L^2} = \sqrt{\sum_{m_x=1}^{N_x} \sum_{m_z=1}^{N_z} \frac{\Delta x_{m_x}}{2} \frac{\Delta z_{m_z}}{2} \sum_{k=1}^{ng_x} \sum_{l=1}^{ng_z} \left[ q_h \left( x_{m_x} + \frac{\Delta x_{m_x}}{2} (\hat{x}_k - 1), z_{m_z} + \frac{\Delta z_{m_z}}{2} (\hat{z}_l - 1) \right) \right]^2 w_k^x w_l^z} \quad (68)$$

$$\|q_h\|_{L^\infty} = \max_{m_x=1, \dots, N_x} \max_{m_z=1, \dots, N_z} \max_{k=1, \dots, ng_x} \max_{l=1, \dots, ng_z} \left| q_h \left( x_{m_x} + \frac{\Delta x_{m_x}}{2} (\hat{x}_k - 1), z_{m_z} + \frac{\Delta z_{m_z}}{2} (\hat{z}_l - 1) \right) \right| \quad (69)$$

where  $\{\hat{x}_k, w_k^x\}_{k=1}^{ng_x}$  and  $\{\hat{z}_l, w_l^z\}_{l=1}^{ng_z}$  are Gaussian nodes and weights in the reference interval  $[-1, 1]$ . Then, we define the absolute and relative errors between the numerical solution  $q_h$  and a reference solution  $q_{ref}$  as

$$\mathcal{E}_s^{abs} := \|q_h - q_{ref}\|_{L^s} \quad \mathcal{E}_s^{rel} := \frac{\|q_h - q_{ref}\|_{L^s}}{\|q_{ref}\|_{L^s}} \quad s = 2, \infty. \quad (70)$$

In all the following tests we employ a uniform grid in time with  $N_t$  time steps, so that  $\Delta t = T/N_t$ . We compute absolute errors at the final time and we estimate the rates of convergence as follows. Assume that  $\mathcal{E}_s(h) \approx Ch^{r_s}$ , where  $C$  is a constant and  $h = \Delta x$  or  $h = \Delta t$ . Then

$$\frac{\mathcal{E}_s(h_1)}{\mathcal{E}_s(h_2)} \approx \left( \frac{h_1}{h_2} \right)^{r_s} \quad (71)$$

so that

$$r_s \approx \log_{\frac{h_1}{h_2}} \left( \frac{\mathcal{E}_s(h_1)}{\mathcal{E}_s(h_2)} \right) \quad s = 2, \infty. \quad (72)$$

The Courant number values in the  $x$  and  $z$  direction are computed as  $C_x = u_x \Delta t p_x / \Delta x$  and  $C_z = u_z \Delta t p_z / \Delta z$ ; in the semi-infinite region,  $\Delta z$  is taken as the distance between the first two Laguerre nodes and  $p_z = 1$ . In all experiments we employ the Crank-Nicolson method in time, that is, the  $\theta$ -method with  $\theta = 1/2$ . Concerning the DG penalization method, we focus on NIPG ( $\varepsilon = 1$ ), which is stable for any choice of  $\sigma \geq 0$ ; we therefore set  $\sigma = 0$  in the following. For the sake of conciseness of the main text, detailed results are placed in the Appendix, see the tables in Appendix C. The model was implemented in MATLAB<sup>®</sup> Version 9.9.0.1524771 (R2020b Update 2) on a workstation with processor CPU Intel<sup>®</sup> Core<sup>™</sup> i7-9750H CPU @ 2.60GHz with 6 cores and 32GB RAM. Timings reported in the performance tests in section 5.4 are therefore to be taken as preliminary. An implementation with a lower-level programming language will allow more accurate performance measurements via batch submissions to compute-only nodes on HPC systems - this is left for future work.

### 5.1 Standalone DG-Laguerre discretization - Convergence tests

The first set of numerical experiments of the two-dimensional model focuses on a single-domain discretization of the semi-infinite strip, with a Laguerre discretization in the  $z$  direction and a DG scheme in the  $x$  direction

( $L_z = 0$ ). A convergence analysis is carried out on the linear non-homogeneous 2D advection-diffusion equation, i.e., equation (1) with  $\mathbf{F}(q, x, z) = [u_x, u_z]^\top q(x, z, t)$ ,  $u_x, u_z \in \mathbb{R}$ . We impose the exact solution:

$$q(x, z, t) = \exp \left[ - \left( \frac{x - x_0}{\sigma_0} \right)^2 \right] z e^{-z} \sin^2(z - t) \quad (73)$$

with  $x_0 = L_x/2$  and  $\sigma_0 = L_x/10$ , and compute the right-hand side accordingly. We impose homogeneous Dirichlet boundary conditions on the lower boundary  $z = 0$  and periodic conditions on the right and left boundaries  $x = 0$  and  $x = L_x$ . Absolute errors are computed at the final time  $T$  with respect to the exact solution.

First, we evaluate spatial convergence in the  $z$  direction. To this end, a large number of intervals are used for the DG discretization in the  $x$  direction,  $N_x = 1000$  with  $p_x = 3$ . We also fix a small time step,  $\Delta t = 5 \times 10^{-3}$ , and we run the simulation for  $N_t = 10$  time steps. We choose  $M \in \{5, 10, 20, 30, 35\}$ ; the corresponding values of the Courant number in the  $z$ -direction are  $C_z \in \{8.10 \times 10^{-3}, 1.40 \times 10^{-2}, 2.86 \times 10^{-2}, 4.22 \times 10^{-2}, 4.90 \times 10^{-2}\}$ , while  $C_x = 1.5$ . Experimental convergence is exponential in the number of Laguerre modes  $M$  (straight lines in the semi-logarithmic plot, Figure 2, see also table 5 in Appendix C), in line with expectations with a spectral discretization.

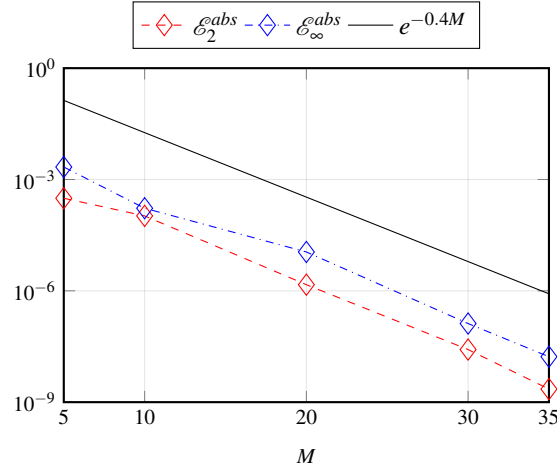


Fig. 2: Convergence with respect to  $M$  of the 2D DG-Laguerre scheme, linear advection-diffusion equation on a semi-infinite strip.  $L_x = 1 m$ ,  $N_x = 1000$ ,  $p_x = 3$ ,  $\beta = 5$ ,  $T = 5 \times 10^{-3} s$ ,  $N_t = 10$ ,  $\mu_x = 0.05 m^2/s$ ,  $\mu_z = 0.01 m^2/s$ ,  $u_x = 1 m/s$ ,  $u_z = 2 m/s$ .

Next, we study the convergence of the DG discretization in the  $x$  direction for several values of  $p_x$ . The NIPG scheme is stable for any choice of  $\sigma \geq 0$ , but it is suboptimal when the polynomial degree is even, in agreement with the theory [23]. Therefore, we get quadratic convergence for  $p_x = 2$  as well as  $p_x = 1$ , but convergence of order 4 is recovered when  $p_x = 3$  (Figure 3, see also Table 6 in appendix C). The time step is the same as the previous test,  $\Delta t = 5 \times 10^{-3} s$ , while the number of time steps is  $N_t = 100$ .

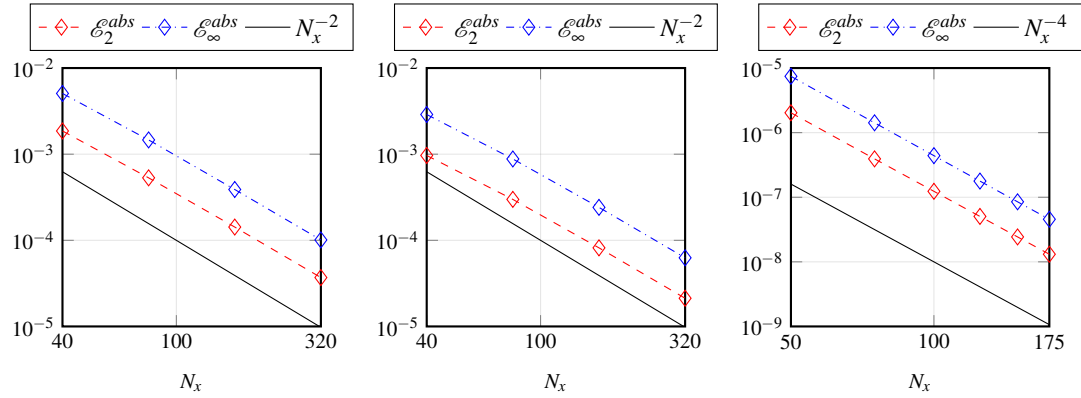


Fig. 3: Convergence with respect to  $N_x$  of the DG-Laguerre scheme, linear advection-diffusion equation on a semi-infinite strip.  $L_x = 1\text{ m}$ ,  $p_x = 1$  (left),  $p_x = 2$  (center) and  $p_x = 3$  (right),  $\beta = 6$ ,  $M = 60$ ,  $T = 5 \times 10^{-2}\text{ s}$ ,  $N_t = 100$ ,  $\mu_x = 0.05\text{ m}^2/\text{s}$ ,  $\mu_z = 0.01\text{ m}^2/\text{s}$ ,  $u_x = 1\text{ m/s}$ ,  $u_z = 2\text{ m/s}$ .

In a final convergence test, we choose  $M = 60$  and fix  $C_x = 0.5$ , with  $p_x = 1$ . We then refine  $\Delta t$  and  $\Delta x$  simultaneously at constant  $C_x$ , considering the pairs  $(N_x, N_t) \in \{(50, 100), (100, 200), (150, 300), (200, 400), (250, 500)\}$ . The corresponding values of  $C_z$  are  $C_z \in \{1.99, 1.00, 0.66, 0.50, 0.40\}$ . Errors converge quadratically with increasing resolution (Figure 4, see also Table 7 in Appendix C).

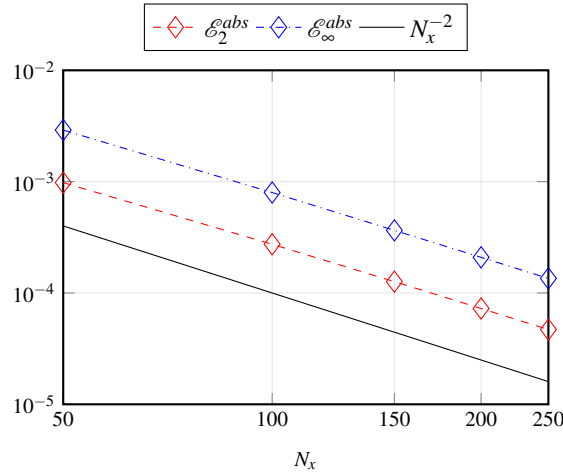


Fig. 4: Space-time convergence of the 2D DG-Laguerre scheme, linear advection-diffusion equation on a semi-infinite strip.  $L_x = 1\text{ m}$ ,  $p_x = 1$ ,  $\beta = 6$ ,  $M = 60$ ,  $T = 1\text{ s}$ ,  $N_t = 2N_x$ ,  $\mu_x = 0.05\text{ m}^2/\text{s}$ ,  $\mu_z = 0.01\text{ m}^2/\text{s}$ ,  $u_x = 1\text{ m/s}$ ,  $u_z = 2\text{ m/s}$ .

## 5.2 Validation of the coupling strategy in the 2D extended DG scheme

In the second set of tests, we validate the accuracy of the coupling between the finite part and the semi-infinite part of the 2D strip, comparing the results obtained with the 2D extended DG scheme and those obtained with a standalone DG discretization on a larger domain, see similar tests in [4, 5, 28].

### 5.2.1 Linear advection-diffusion equation

We start with the advection-diffusion equation with Gaussian initial data placed inside the finite part. More specifically, we set  $L_x = L_z = 10m$ ,  $p_x = p_z = 1$ ,  $N_x = 50$ ,  $N_z = 500$ ,  $T = 4s$ ,  $N_t = 200$ , corresponding to  $\Delta x = 0.2m$ ,  $\Delta z = 0.02m$ ,  $\Delta t = 0.02s$ . The physical parameters are  $\mu_x = \mu_z = 0.1m^2/s$ ,  $u_x = 0.5m/s$ ,  $u_z = 1m/s$ , so that the Courant number in the  $z$ -direction is  $C_z = 1$ . A homogeneous Dirichlet condition is imposed on the lower boundary, with periodic conditions on the vertical boundaries. The initial data is the Gaussian profile

$$q_0(x, z) = A \exp \left[ - \left( \frac{x - x_0}{\sigma_x} \right)^2 \right] \exp \left[ - \left( \frac{z - z_0}{\sigma_z} \right)^2 \right] \quad (74)$$

with  $A = 1m$ ,  $x_0 = 5m$  and  $z_0 = 8m$ . As the simulation progresses, the initial profile is transported and diffused and crosses the finite/semi-infinite interface. We test the coupling approach for different choices of  $\sigma_x = \sigma_z$  and  $M$ . For a fixed value of  $M$ , the scaling parameter  $\beta$  should be chosen carefully in order to represent the semi-infinite part of the domain taking care of two aspects. On the one hand, the spacing between the first two Laguerre nodes should be comparable to the size of the last DG interval for the sake of information exchange at the interface. On the other hand, no perturbation leaving the finite domain should reach the last Laguerre node, so  $\beta$  should be tuned in such a way that the semi-infinite part of the domain is large enough for the problem at hand. The solution computed by the 2D extended DG model (Figure 5) with the combinations  $(M, \beta) \in \{(10, 4), (40, 6)\}$  is compared to a reference 2D single-domain DG discretization on  $[0, L_x] \times [0, 2L_z]$  with the same spacing in the  $z$ -direction as the finite region of the extended scheme, that is,  $N'_z = 1000$ . Relative errors of the extended DG scheme with respect to the reference are at most around a few percent (Table 8 in Appendix C), in line with previous published work [28]. It is also worth noting that, with the current set of parameters, the number of entries of the matrix of the extended DG scheme is almost 9 times smaller than the corresponding matrix for the standalone DG scheme.

### 5.2.2 Burgers' equation

Next, we consider the non-linear case and the Burgers' equation by setting  $\mathbf{F}(q, x, z) = [q^2/2, q^2/2]^\top$  in (1), and the parameters  $L_x = L_z = 10m$ ,  $N_x = 50$ ,  $N_z = 80$ ,  $\Delta x = 0.2m$ ,  $\Delta z = 0.125m$ ,  $p_x = p_z = 1$ ,  $\mu_x = \mu_z = 0.05m^2/s$ . We also set  $\beta = 10$ . The initial condition is a Gaussian profile centered at the interface, that is, (74) with  $x_0 = L_x/2 = 5m$  and  $z_0 = L_z = 10m$ . We also choose  $\sigma_x = 1m$  and  $\sigma_z = 2m$ . The system is solved in time by means of a 3-stage IMEX-ARK method until the final time  $T = 5s$  with  $N_t = 500$  time steps. As above, we compare the solution of the extended DG scheme (Figure 6 left) with a reference standalone DG discretization on  $[0, L_x] \times [0, 2L_z]$  with the same grid spacing as in the bounded region of the extended DG scheme, i.e., with  $N'_x = N_x = 50$  and  $N'_z = 2N_z = 160$ . Relative and absolute errors in the finite domain due to the coupling are small and limited to a narrow region near the interface (Figure 6 right, see also Table 9).



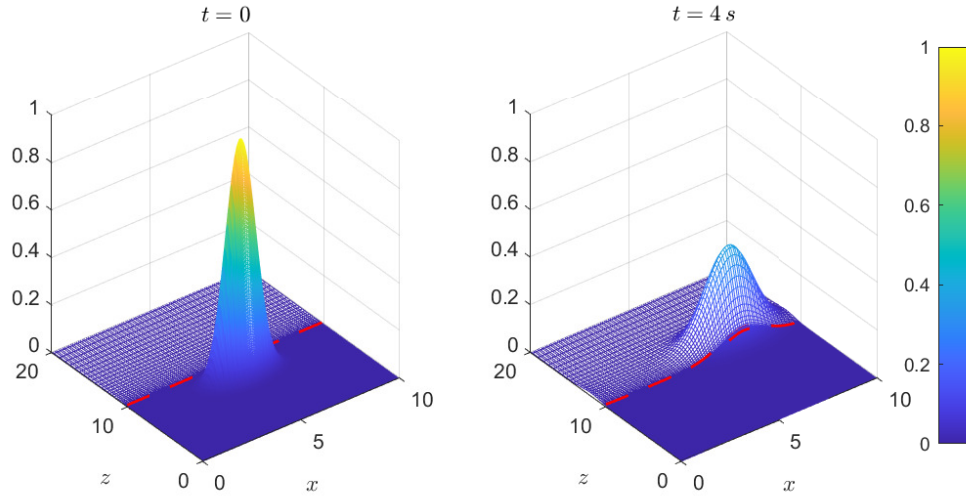


Fig. 5: 2D Advection-diffusion equation. Initial profile (left) and solution with the extended DG scheme at the final time  $T = 4\text{ s}$  (right). The red dashed line denotes the interface between finite and semi-infinite regions.  $L_x = L_z = 10\text{ m}$ ,  $p_x = p_z = 1$ ,  $N_x = 50$ ,  $N_z = 500$ ,  $M = 40$ ,  $\beta = 6$ ,  $N_t = 200$ ,  $\mu_x = \mu_z = 0.1\text{ m}^2/\text{s}$ ,  $u_x = 0.5\text{ m/s}$ ,  $u_z = 1\text{ m/s}$ ,  $\sigma_x = \sigma_z = 1\text{ m}$ .

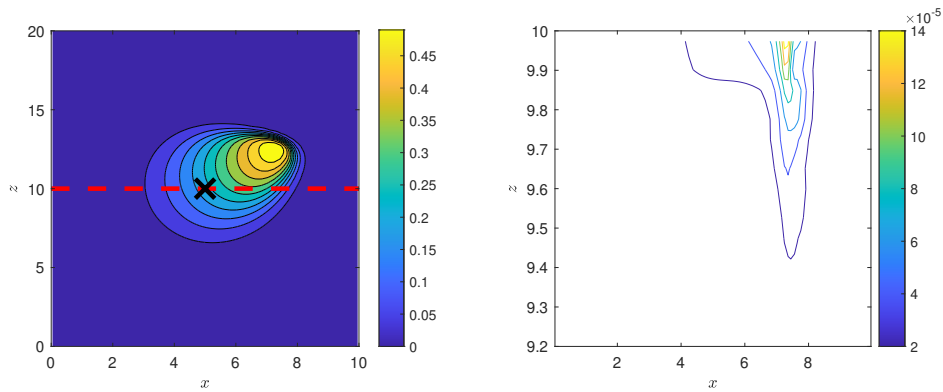


Fig. 6: Burgers' equation, Gaussian initial data. Contour plot of the numerical solution at the final time (left, contour interval 0.05) and absolute error with respect to a single-domain DG discretization (right, contour interval  $2 \times 10^{-5}$ , note the different range of values on the  $z$  axis). The red dashed line denotes the interface between finite and semi-infinite regions. The black cross marker denotes the center of the initial profile.  $L_x = L_z = 10\text{ m}$ ,  $p_x = p_z = 1$ ,  $N_x = 50$ ,  $N_z = 80$ ,  $M = 80$ ,  $\beta = 10$ ,  $T = 5\text{ s}$ ,  $N_t = 500$ ,  $\mu_x = \mu_z = 0.05\text{ m}^2/\text{s}$ .

### 5.2.3 Shallow water equations

The two-dimensional linear shallow water equations are

$$\begin{cases} \frac{\partial h}{\partial t} + U \frac{\partial h}{\partial x} + H \frac{\partial u}{\partial x} + V \frac{\partial h}{\partial z} + H \frac{\partial v}{\partial z} = 0 \\ \frac{\partial u}{\partial t} + U \frac{\partial u}{\partial x} + g \frac{\partial h}{\partial x} + U \frac{\partial v}{\partial z} = 0 \\ \frac{\partial v}{\partial t} + V \frac{\partial u}{\partial x} + g \frac{\partial h}{\partial z} + V \frac{\partial v}{\partial z} = 0 \end{cases} \quad (75)$$

where  $h = h(x, z, t)$  is the vertical displacement from the equilibrium position,  $u = u(x, z, t)$  and  $v = v(x, z, t)$  the velocities in the  $x$  and  $z$  direction, respectively,  $H, U, V \in \mathbb{R}$  are reference displacement and velocities and  $g$  is the acceleration of gravity. Introducing the vector

$$\mathbf{q} = \mathbf{q}(x, z, t) = \begin{bmatrix} h(x, z, t) \\ u(x, z, t) \\ v(x, z, t) \end{bmatrix} \in \mathbb{R}^3 \quad (76)$$

and the matrices

$$U_x = \begin{bmatrix} U & H & 0 \\ g & U & 0 \\ 0 & V & 0 \end{bmatrix} \in \mathbb{R}^{3 \times 3} \quad U_z = \begin{bmatrix} V & 0 & H \\ 0 & 0 & U \\ g & 0 & V \end{bmatrix} \in \mathbb{R}^{3 \times 3} \quad (77)$$

we obtain the system

$$\frac{\partial \mathbf{q}}{\partial t} + U_x \frac{\partial \mathbf{q}}{\partial x} + U_z \frac{\partial \mathbf{q}}{\partial z} = 0. \quad (78)$$

We solve the problem in the semi-infinite strip  $\Omega = [0, 1m] \times [0, +\infty)$ . To that end, we set  $N_x = 75$  and  $p_x = 1$ ; we place the interface at  $L_z = 1m$  with  $N_z = 75$  and  $p_z = 1$ . We then set  $\beta = 15$  and test the accuracy of the extended DG scheme for different values of  $M$ . The final time is  $T = 0.1s$  with  $N_t = 100$  time steps. The physical parameters are  $H = 10m$ ,  $U = 1m/s$ ,  $V = 2m/s$ , and the initial condition is homogeneous for both  $u$  and  $v$ . We consider a Gaussian profile as in (74) with  $A = 0.1m$ ,  $x_0 = L_x/2 = 0.5m$ ,  $\sigma_x = \sigma_z = 0.1m$ ; in the outgoing case, the initial profile is placed inside the finite region, with  $z_0 = 0.5m$ , while in the incoming case it is centered beyond the interface, at  $z_0 = 1.2m$ . The solution of the extended DG scheme is compared to a reference single-domain DG solution on  $L'_z = 3L_z = 3m$  with the same grid spacing,  $N'_z = 3N_z = 225$ , see [4].

The extended DG scheme simulates wave motion at the correct speed both in the outgoing case and in the incoming case (Figure 7 for  $M = 40$ ). Relative errors compared to the reference single-domain DG solution are mostly below one percent, and at most a few percent (Tables 1 and 2), thus further validating the coupling strategy in the case of hyperbolic systems.

$M$	$\mathcal{E}_2^{rel}(h)$	$\mathcal{E}_\infty^{rel}(h)$	$\mathcal{E}_2^{rel}(u)$	$\mathcal{E}_\infty^{rel}(u)$	$\mathcal{E}_2^{rel}(v)$	$\mathcal{E}_\infty^{rel}(v)$
10	5.45e-03	1.71e-02	1.00e-02	8.56e-02	1.02e-02	2.73e-02
20	1.20e-03	4.86e-03	5.84e-03	5.18e-02	2.31e-03	7.01e-03
30	3.13e-04	1.17e-03	2.05e-03	1.72e-02	6.24e-04	1.74e-03
40	9.36e-05	3.73e-04	7.40e-04	5.58e-03	1.87e-04	6.46e-04
50	2.99e-05	9.70e-05	3.36e-04	2.71e-03	6.01e-05	1.74e-04

Table 1: Shallow water equations, outgoing case.  $L_x = L_z = 1m$ ,  $N_x = N_z = 75$ ,  $p_x = p_z = 1$ ,  $\beta = 15$ ,  $T = 0.1s$ ,  $N_t = 100$ ,  $H = 10m$ ,  $U = 1m/s$ ,  $V = 2m/s$ . Relative errors with respect to a single-domain DG discretization on  $L'_z = 3L_z$  with  $N'_z = 3N_z$ .

$M$	$\mathcal{E}_2^{rel}(h)$	$\mathcal{E}_\infty^{rel}(h)$	$\mathcal{E}_2^{rel}(u)$	$\mathcal{E}_\infty^{rel}(u)$	$\mathcal{E}_2^{rel}(v)$	$\mathcal{E}_\infty^{rel}(v)$
30	8.00e-03	8.67e-03	7.26e-03	4.87e-02	9.50e-03	9.20e-03
40	3.01e-03	4.04e-03	3.83e-03	2.76e-02	3.57e-03	3.94e-03
50	1.31e-03	2.36e-03	2.23e-03	1.82e-02	1.53e-03	2.47e-03
60	8.27e-04	1.22e-03	1.54e-03	1.34e-02	9.65e-04	1.29e-03
70	6.43e-04	6.24e-04	8.49e-04	6.09e-03	7.53e-04	6.89e-04

Table 2: Shallow water equations, incoming case.  $L_x = L_z = 1m$ ,  $N_x = N_z = 75$ ,  $p_x = p_z = 1$ ,  $\beta = 15$ ,  $T = 0.1s$ ,  $N_t = 100$ ,  $H = 10m$ ,  $U = 1m/s$ ,  $V = 2m/s$ . Relative errors with respect to a single-domain DG discretization on  $L'_z = 3L_z$  with  $N'_z = 3N_z$ .

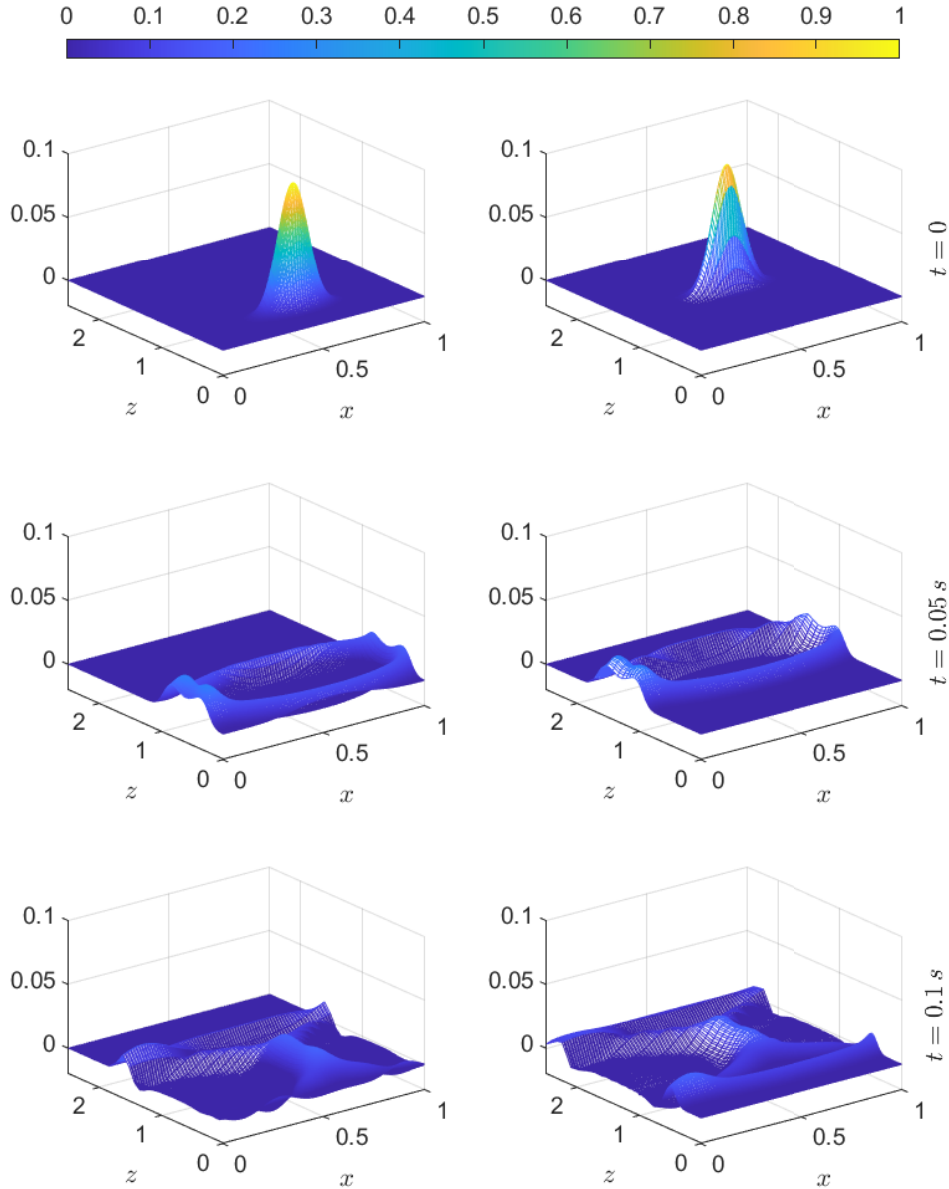


Fig. 7: Linear two-dimensional shallow water equations. Numerical solution of the extended DG scheme at time instants  $t = 0$ ,  $t = 0.05s$ ,  $t = 0.1s$  in the outgoing case (left) and incoming case (right).  $M = 40$ . The last Laguerre mode is placed at  $10.61m$ , only the region  $[0, 1m] \times [0, 2.5m]$  is shown here.

### 5.3 Efficiency of the extended DG scheme in absorbing layer tests

We now implement an absorbing layer in the semi-infinite region by setting  $\gamma$  in (1) as the sigmoid defined by

$$\gamma(x, z) = \frac{\Delta\gamma}{1 + \exp\left(\frac{\alpha L_0 - z + L}{\sigma_D}\right)}. \quad (79)$$

Here  $\Delta\gamma$  is the sigmoid amplitude,  $\alpha \in [0, 1]$  the position of the sigmoid inside the absorbing layer,  $L_0$  the spatial extension of the semi-infinite region and  $\sigma_D$  the sigmoid steepness.

#### 5.3.1 Advection-Diffusion Equation: Wave Train

We impose a Dirichlet boundary condition sinusoidal in time to simulate a train of waves originating at the lower boundary  $L_z = 0$ :

$$q(x, 0, t) = A \sin\left(\frac{2\kappa\pi t}{T}\right) \exp\left[-\left(\frac{x - x_0}{\sigma_x}\right)^2\right]. \quad (80)$$

The parameters in this experiment are  $L_x = 1\text{ m}$ ,  $L_z = 50\text{ m}$ ,  $N_x = 50$ ,  $p_x = p_z = 1$ ,  $T = 5000\text{ s}$ ,  $N_t = 16000$ ,  $\mu_x = 0$ ,  $\mu_z = 0.1\text{ m}^2/\text{s}$ ,  $u_x = 0$ ,  $u_z = 1\text{ m/s}$ . The sigmoid parameters are  $\Delta\gamma = 5\text{ m}$ ,  $\alpha = 0.3$ ,  $\sigma_D = 18\text{ m}$ , while we set  $A = 0.05\text{ m}$ ,  $x_0 = 0.5\text{ m}$  and  $\sigma_x = 0.1\text{ m}$  in the boundary condition. The initial condition of the problem is  $q(x, z, 0) \equiv 0$ . The wave train crosses the finite region and is damped by the absorbing layer when it crosses the interface located at  $L_z = 50\text{ m}$ . We test the extended DG strategy for different choices of the wave number  $\kappa$  and  $M$ . In particular, we choose  $\kappa = 300$  or  $\kappa = 600$  and  $M = 15$  or  $M = 5$ . To assess the efficiency of the absorbing layer, we compare the numerical solution of the 2D extended DG scheme with a reference single-domain DG solution on  $[0, L_x] \times [0, 2L_z]$  with the same grid spacing  $\Delta z$  (Figure 8). The absorbing layer, active in the semi-infinite part of the extended DG setup, is able to damp outgoing perturbations. Relative errors at the final time are reported in Table 3, while contour plots of the absolute errors for  $M = 15$  are shown in Figure 9. Spurious reflections in the finite region due to the use of two different sets of basis functions in the 2D extended DG scheme have amplitudes  $O(10^{-5})$  and are limited to a very small region near the interface.

$M$	$\beta$	$\mathcal{E}_2^{rel}$	$\mathcal{E}_\infty^{rel}$	$M$	$\beta$	$\mathcal{E}_2^{rel}$	$\mathcal{E}_\infty^{rel}$
15	0.5	6.77e-04	4.04e-03	15	1.5	4.06e-05	2.12e-04
	1	2.48e-04	1.41e-03		2	3.89e-05	1.99e-04
	1.5	4.41e-05	2.60e-04		2.5	4.43e-05	2.29e-04
	1.75	2.41e-04	1.43e-03		3	4.65e-05	2.38e-04
5	0.5	2.42e-03	1.41e-02	5	0.75	9.03e-04	4.24e-03
	0.75	6.17e-04	3.72e-03		1	2.11e-04	9.85e-04
	1	2.80e-03	1.68e-02		1.25	4.24e-04	2.16e-03
	1.5	4.38e-03	2.61e-02		1.5	8.23e-04	4.20e-03

Table 3: Advection-diffusion equation with an absorbing layer in the semi-infinite region, wave train test. Relative errors of the extended DG model at the final time with respect to a single-domain DG discretization in  $[0, 1\text{ m}] \times [0, 100\text{ m}]$  with  $N_z' = 2N_z$ , several choices for the scaling parameter  $\beta$ , and  $(\kappa, N_z) = (300, 60)$  (left),  $(\kappa, N_z) = (600, 120)$  (right).

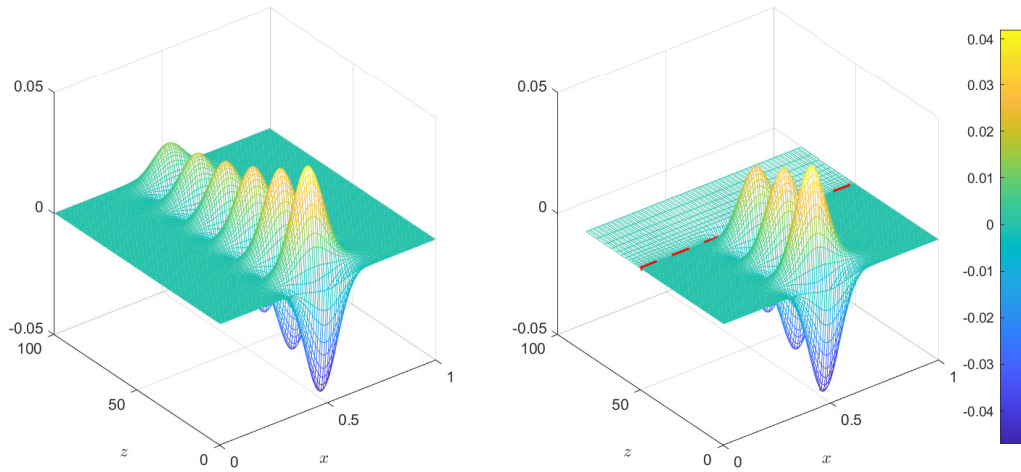


Fig. 8: Advection-diffusion equation, wave train test. Single-domain DG solution on  $[0, 1 m] \times [0, 100 m]$  (left) and solution of the extended DG model with an absorbing layer in the semi-infinite region (right). The red dashed line denotes the interface between finite and semi-infinite regions.  $\kappa = 300, M = 15$ .

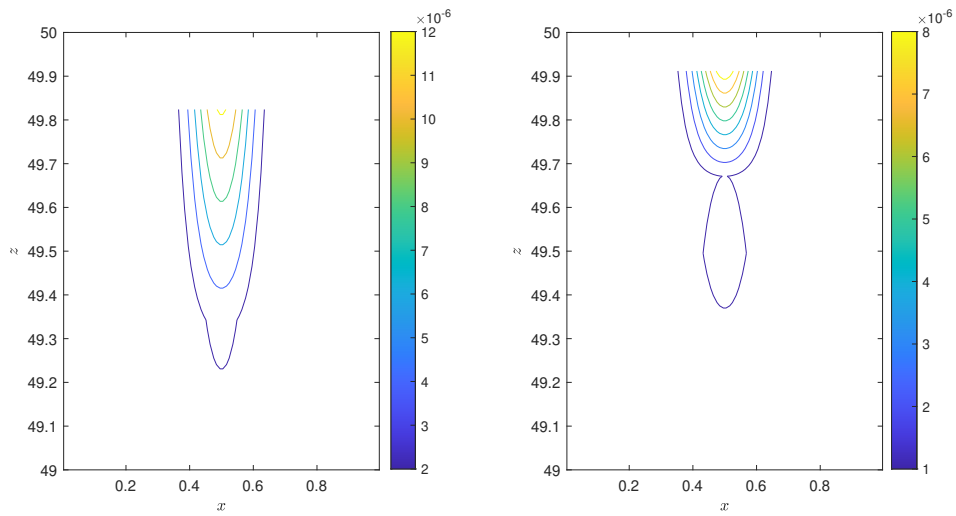


Fig. 9: Advection-diffusion equation with an absorbing layer, wave train test for  $\kappa = 300$  (left, contour interval  $2 \times 10^{-6}$ ) and  $\kappa = 600$  (right, contour interval  $10^{-6}$ ). Absolute errors at the final time in the finite region in the vicinity of the interface.

### 5.3.2 Absorbing layer comparison

In a final test with damping, we compare the performance of both the extended DG scheme and a single-domain DG discretization in terms of efficiency of the absorbing layer implemented in the semi-infinite region. To make the comparison as fair as possible, the single-domain DG solution is computed on a non-uniform grid in the  $z$ -direction, where the endpoints of the intervals coincide with the Laguerre nodes employed in the semi-infinite region for the extended DG discretization. The interface is located at  $L_z = 8m$  and the initial condition is a Gaussian profile centered at  $(0.5m, 6m)$ . Comparing the solutions at final time  $T = 4s$  with the extended DG scheme and the reference single-domain DG discretization, little difference exists between the outputs (Figure 10). This is also confirmed by the absolute residual errors in the finite region  $[0, 1m] \times [0, 8m]$ . Errors of the extended DG discretization appear to be larger for  $M = 20$ , probably due to the non-optimal value of  $\beta$ , which is fixed in these experiments. While the two-dimensional results confirm the viability of the extended DG scheme used to simulate efficient absorbing layers already shown in [4, 5, 28], we expect the advantages of the extended DG scheme to be more evident in the non-linear case, and in problems with more complex dynamics.

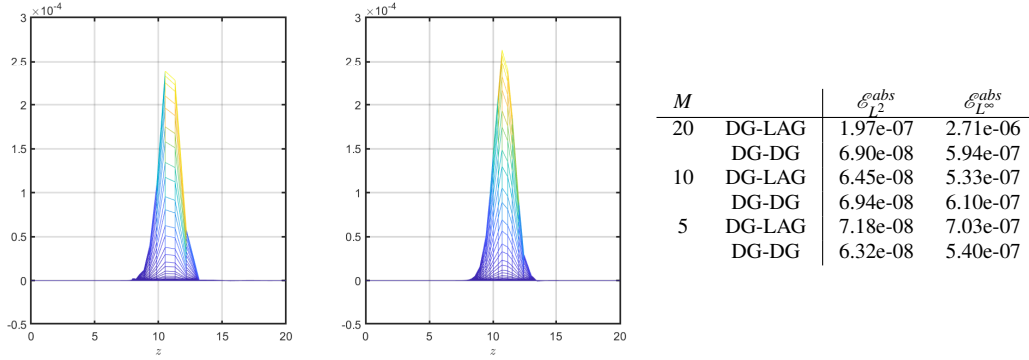


Fig. 10: 2D advection-diffusion with an absorbing layer in the semi-infinite region. Left: solution at final time, extended DG scheme. Center: solution at the final time, single-domain DG discretization. Right: absolute residual errors in the finite region at the final time.  $L_x = 1m$ ,  $L_z = 8m$ ,  $N_x = 50$ ,  $p_x = 1$ ,  $N_z = 500$ ,  $p_z = 1$ ,  $M = 20$ ,  $\beta = 2.5$ ,  $T = 4s$ ,  $N_t = 200$ ,  $\mu_x = 0$ ,  $\mu_z = 0.1m^2/s$ ,  $u_x = 0$ ,  $u_z = 2m/s$ ,  $\Delta\gamma = 30m$ ,  $\alpha = 0.2$ ,  $\sigma_D = 18m$ .

### 5.4 Undamped runs in large semi-infinite region

This final set of tests aims at comparing the performance of the extended DG scheme and that of a single-domain DG discretization in wave simulation in the semi-infinite region. We consider the undamped linear advection-diffusion equation with constant coefficients,  $\gamma = 0$  and Gaussian initial profile (74). The exact solution in  $\mathbb{R}^2$  at a generic time  $t$  is

$$q(x, z, t) = \frac{A}{\sqrt{1 + \frac{4\mu_x}{\sigma_x^2}t} \sqrt{1 + \frac{4\mu_z}{\sigma_z^2}t}} \exp \left[ - \left( \frac{x - x_0 - u_x t}{\sqrt{\sigma_x^2 + 4\mu_x t}} \right)^2 \right] \exp \left[ - \left( \frac{z - z_0 - u_z t}{\sqrt{\sigma_z^2 + 4\mu_z t}} \right)^2 \right]. \quad (81)$$

The finite region is  $[0, L_x] \times [0, L_z]$  with  $L_x = 0.5 m$  and  $L_z = 1 m$ . The initial profile is placed inside the finite region ( $x_0 = 0.25 m$  and  $z_0 = 0.5 m$ ), with  $\sigma_x = 0.05 m$  and  $\sigma_z = 0.15 m$ . By setting  $u_x = 0.5 m/s$  and  $u_z = 2 m$ , the signal crosses the interface and ends up in the semi-infinite region at the final time  $T = 1 s$ . By imposing periodic conditions on the vertical boundaries, the profile is centered at  $(x, z) = (0.5 m, 2.5 m)$  at the end of the simulation. The viscosity coefficients in the  $x$  and  $z$  directions are  $\mu_x = 0.001 m^2/s$  and  $\mu_z = 0.05 m^2/s$ . We compute relative errors with respect to the exact solution  $q(x, z, T)$  by discretizing the semi-infinite part  $[0, L_x] \times [L_z, \infty)$  in two different ways: (a) 2D extended DG discretization using  $M$  Laguerre nodes (Section 3); (b) 2D DG discretization in  $[0, L_x] \times [L_z, L_z + z_M]$  on a non-uniform grid in  $z$ , where the endpoints of the subintervals coincide with the Laguerre nodes in (a) and  $z_M$  is the last Laguerre node. The discretization parameters are  $N_x = 100$ ,  $N_z = 150$ ,  $p_x = p_z = 1$ ,  $N_t = 200$ .

In order to determine the value of  $\beta$ , we carry out an error analysis in the extended DG scheme as  $\beta$  varies, for a fixed value of  $M$ . Relative errors in the semi-infinite domain are computed at the final time with respect to the exact solution (Figure 11 left). We also report in Figure 11 (right) the extension of the semi-infinite domain and the distance between the first two Laguerre nodes for each choice of  $\beta$ . The analysis suggests that  $\beta$  should be neither too large nor too small. In the former case, the spatial extension of the semi-infinite region is not large enough to accurately represent the dynamics of the problem beyond the interface, while in the latter case the first two nodes are too far apart, causing spurious signals due to the coupling. If  $\beta$  is in those critical regions, the errors exhibit a noticeable increase. In particular, by fine-tuning the choice of  $\beta$  the accuracy of the numerical solution can be improved by over one order of magnitude, with no effect on the total computational cost. On the basis of this analysis, for this set of tests we select the value  $\beta = 5$ , which allows the representation of a large portion of the semi-infinite domain while keeping the errors as small as possible.

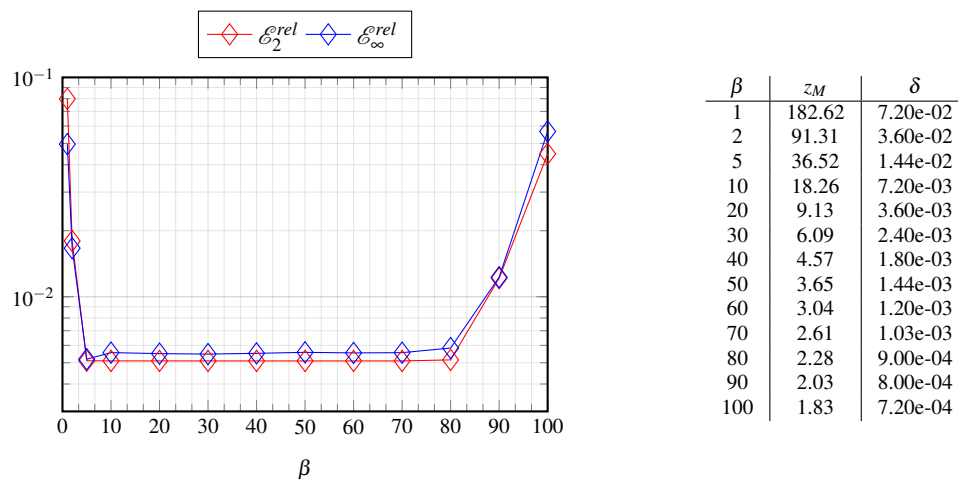


Fig. 11: Left: relative errors in the semi-infinite region as a function of  $\beta$  for  $M = 50$ . Right: position of the last Laguerre node ( $z_M$ ) and distance between the first two Laguerre nodes ( $\delta$ ) for the different choices of  $\beta$ .

With this choice of  $\beta$ , errors obtained with the 2D extended DG scheme are low even using a polynomial degree  $p_z = 1$  in the finite region (Figure 12). By contrast, the 2D single-domain DG discretization on a non-uniform grid in  $z$  achieves errors lower than one percent only using  $p_z = 3$ , at more than 4 times the computational cost of the extended DG model.

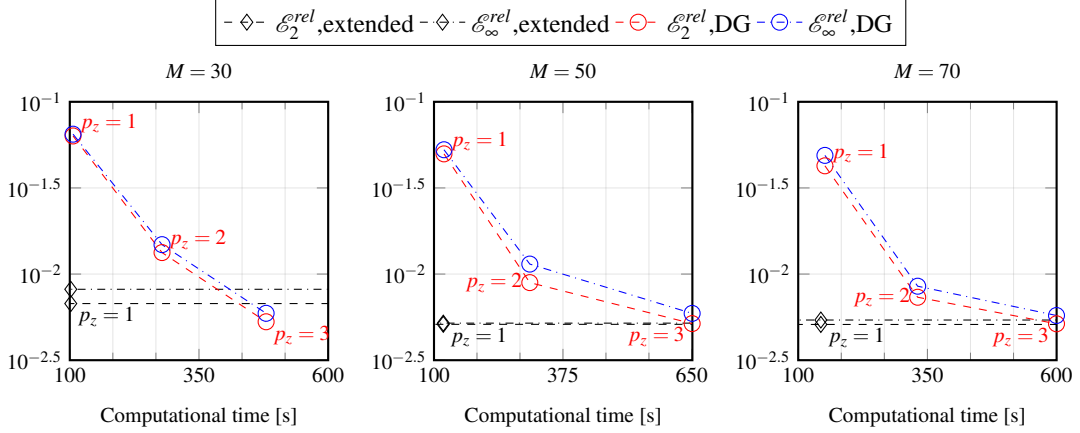


Fig. 12: Relative errors in the semi-infinite region vs. computational time, advection-diffusion of Gaussian initial data with  $M = 30$  (left),  $M = 50$  (center),  $M = 70$  (right) points in the semi-infinite domain.  $L_x = 0.5m$ ,  $L_z = 1m$ ,  $N_x = 100$ ,  $p_x = 1$ ,  $N_z = 150$ ,  $\beta = 5$ ,  $T = 1s$ ,  $N_t = 200$ ,  $\mu_x = 0.001m^2/s$ ,  $\mu_z = 0.05m^2/s$ ,  $u_x = 0.5m/s$ ,  $u_z = 2m/s$ ,  $A = 1m$ ,  $x_0 = 0.25m$ ,  $z_0 = 0.5m$ ,  $\sigma_x = 0.05m$ ,  $\sigma_z = 0.15m$ .

Finally, we choose a smaller value of  $\beta$  to simulate large spatial scales in the  $z$  direction; more precisely, we set  $\beta = 0.05$  and we move the interface at  $L_z = 100m$ . In this way, the last Laguerre node (i.e., the extension of the unbounded part of the extended DG scheme) is placed at  $z_M = 633.7m$ ,  $z_M = 2120.9m$  and  $z_M = 3652.4m$  for  $M = 10, 30, 50$ , respectively. With these parameter choices, the numerical solution obtained with the extended DG scheme is at least as accurate as, and much less computationally costly than, the single-domain DG solution, with a significant efficiency gain (Figure 13). For  $M = 30$  points in the semi-infinite region, the single-domain DG scheme runs four times slower than the extended DG scheme at given accuracy level. For  $M = 50$ , the extended DG scheme is five times more efficient.

	$M = 30$		$M = 50$		$M = 70$	
	XDG	DG	XDG	DG	XDG	DG
$\mathcal{E}_2^{rel}$	8.14e-03	7.53e-03	7.43e-03	7.44e-03	7.42e-03	7.43e-03
$\mathcal{E}_\infty^{rel}$	8.76e-03	8.47e-03	7.73e-03	7.75e-03	7.59e-03	7.75e-03
$t$	727.8	3402.2	875.0	4386.8	1064.2	4255.4
$S$	4.67		5.01		4.00	

Table 4: Comparison between the best relative errors obtained with the extended DG scheme (XDG) and the single-domain DG scheme (DG) and corresponding computational times  $t$  in seconds. Polynomial degree  $p_z = 1$  is used for the extended DG and  $p_z = 3$  for the single-domain DG discretization. The efficiency gain  $S$  is defined as the ratio between the computational time of the single-domain DG run and that of the extended DG run.



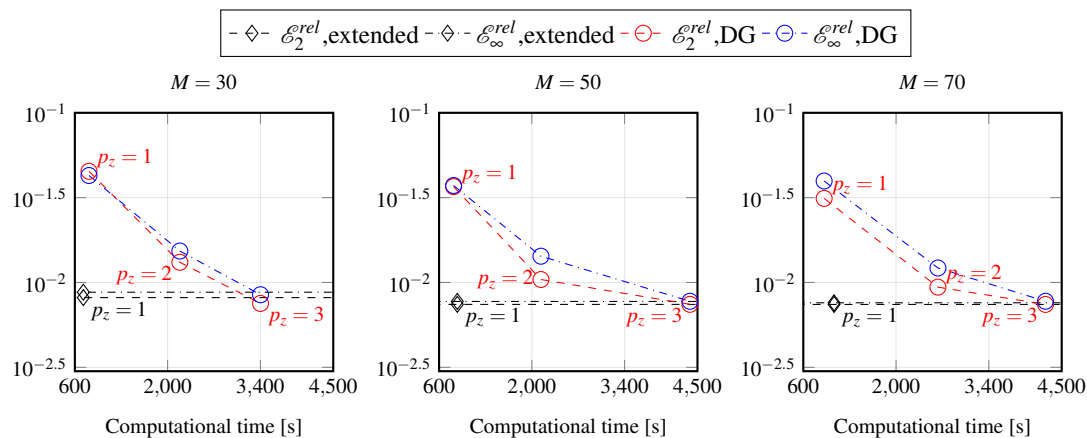


Fig. 13: Relative errors in the semi-infinite region vs. computational time, advection-diffusion of Gaussian initial data with  $M = 30$  (left),  $M = 50$  (center),  $M = 70$  (right) points in the semi-infinite domain.  $L_x = 0.5m$ ,  $L_z = 100m$ ,  $N_x = 100$ ,  $p_x = 1$ ,  $N_z = 150$ ,  $\beta = 0.05$ ,  $T = 7s$ ,  $N_t = 1400$ ,  $\mu_x = 5 \times 10^{-5} m^2/s$ ,  $\mu_z = 25 m^2/s$ ,  $u_x = 1/7 m/s$ ,  $u_z = 10 m/s$ ,  $A = 1m$ ,  $x_0 = 0.25m$ ,  $z_0 = 80m$ ,  $\sigma_x = 0.05m$ ,  $\sigma_z = 15m$ .

## 6 Conclusion

We proposed an extended discontinuous Galerkin numerical scheme for the discretization of hyperbolic and parabolic problems on two-dimensional semi-infinite domains. The method deals with the unbounded computational domain by splitting it into a finite region, where Legendre polynomials are used as basis and test functions, and an unbounded region, discretized using scaled Laguerre functions. The two subdomains are seamlessly coupled by means of numerical fluxes at the interface. For several integral terms within the discrete formulation, the expressions for the integrals was found to be formally identical except for replacing the finite subdomain grid spacing with the inverse Laguerre scaling parameter.

Validation tests were carried out on both linear and non-linear scalar problems. Comparing the extended DG solution with a standard single-domain DG discretization, we showed that spurious oscillations due to the coupling are negligible. Our approach can be easily extended to systems of hyperbolic-parabolic equations - numerical experiments on the linear shallow water equations showed that the interface between the two regions is transparent to both outgoing and incoming signals, with minimal spurious reflections into the bounded domain.

By means of a sigmoidal reaction term, an absorbing layer was then implemented in the semi-infinite region; exponential convergence provided by the Laguerre basis functions guarantees that a small number of modes is sufficient to efficiently damp outgoing perturbations. Finally, the extended DG scheme proved to be a highly efficient tool to accurately represent dynamics over arbitrarily large spatial scales, by suitable tuning of the scaling parameter of Laguerre basis functions. Achieving comparable accuracy in the semi-infinite region with a single-domain DG discretization required higher polynomial degrees and more than four times as much computational time.

Numerical evidence suggests that the proposed extended DG approach can be a competitive tool to discretize transient dynamics over arbitrarily large computational domains. Inspired by these results, several research directions can be explored in future work. First, a natural extension would be the use of polar coordinates to simulate semi-infinite circular domains. In that setup, more complex nonlinear magnetohydrodynamics models could be considered in order to gauge the potential of the extended DG scheme to model phenomena spanning very large length scales such as coronal mass ejections. Second, with the addition of bottom topography, the scheme could be used to discretize compressible Euler equations first in vertical slice two-dimensional domains and then in

full-fledged three-dimensional implementations. Established idealized orography benchmarks [6,20] could test the method's effectiveness as a damping layer, while increasing resolution in the unbounded region would enable comparison with emerging models for the middle and upper atmosphere [7, 16, 18]. Future applications of the method could also benefit from the recently proposed adaptive capability [8,33] whereby the scaling parameter can vary within simulations, thus enabling the scheme to simulate multiple phenomena developing over very different spatial and temporal scales.

### Authorship contribution statement

**F. Vismara:** conceptualization, investigation, methodology, software, validation, visualization, writing - original draft, writing - review & editing, data curation. **T. Benacchio:** conceptualization, investigation, methodology, writing - original draft, writing - review & editing, supervision, data curation.

### Acknowledgements

The authors would like to thank Prof. Luca Bonaventura for useful feedback on early drafts of the paper.

### Data availability

The datasets generated during the current study are available from the corresponding author on reasonable request.

### Conflict of interest

The authors declare that they have no conflict of interest.

### Appendix

#### A Local and coupling matrices

We report here the expressions for the local matrices in the extended DG-Laguerre formulations. For vertical edges  $e \in \Gamma^{DG-DG}$ , i.e. expression (37), we have, for  $j, j' = 0, \dots, p_x$ ,

$$m_{j,j'}^{V,11} = -\frac{\mu_x \Delta z}{2} (\phi'_j)^R \phi_{j'}^R + \frac{\mu_x \varepsilon \Delta z}{2} \phi_j^R (\phi'_{j'})^R + \sigma \phi_j^R \phi_{j'}^R, \quad m_{j,j'}^{V,12} = \frac{\mu_x \Delta z}{2} (\phi'_j)^R \phi_{j'}^L + \frac{\mu_x \varepsilon \Delta z}{2} \phi_j^R (\phi'_{j'})^L - \sigma \phi_j^R \phi_{j'}^L \quad (82)$$

$$m_{j,j'}^{V,21} = -\frac{\mu_x \Delta z}{2} (\phi'_j)^L \phi_{j'}^R - \frac{\mu_x \varepsilon \Delta z}{2} \phi_j^L (\phi'_{j'})^R - \sigma \phi_j^L \phi_{j'}^R, \quad m_{j,j'}^{V,22} = \frac{\mu_x \Delta z}{2} (\phi'_j)^L \phi_{j'}^L - \frac{\mu_x \varepsilon \Delta z}{2} \phi_j^L (\phi'_{j'})^L + \sigma \phi_j^L \phi_{j'}^L. \quad (83)$$

For horizontal edges  $e \in \Gamma^{DG-DG}$ , expression (38), we have, for  $i, i' = 0, \dots, p_z$ ,

$$m_{i,i'}^{H,11} = -\frac{\mu_z \Delta x}{2} (\phi'_i)^R \phi_{i'}^R + \frac{\mu_z \varepsilon \Delta x}{2} \phi_i^R (\phi'_{i'})^R + \sigma \phi_i^R \phi_{i'}^R, \quad m_{i,i'}^{H,12} = \frac{\mu_z \Delta x}{2} (\phi'_i)^R \phi_{i'}^L + \frac{\mu_z \varepsilon \Delta x}{2} \phi_i^R (\phi'_{i'})^L - \sigma \phi_i^R \phi_{i'}^L \quad (84)$$

$$m_{i,i'}^{H,21} = -\frac{\mu_z \Delta x}{2} (\phi'_i)^L \phi_{i'}^R - \frac{\mu_z \varepsilon \Delta x}{2} \phi_i^L (\phi'_{i'})^R - \sigma \phi_i^L \phi_{i'}^R, \quad m_{i,i'}^{H,22} = \frac{\mu_z \Delta x}{2} (\phi'_i)^L \phi_{i'}^L - \frac{\mu_z \varepsilon \Delta x}{2} \phi_i^L (\phi'_{i'})^L + \sigma \phi_i^L \phi_{i'}^L \quad (85)$$

For the vertical edges  $e \in \Gamma^{DG-LAG}$  we have: where, for  $j, j' = 0, \dots, p_x$ ,

$$m_{j,j'}^{V,11} = -\frac{\mu_x}{2\beta} (\phi'_j)^R \phi_{j'}^R + \frac{\mu_x \varepsilon}{2\beta} \phi_j^R (\phi'_{j'})^R + \sigma \phi_j^R \phi_{j'}^R, \quad m_{j,j'}^{V,12} = \frac{\mu_x}{2\beta} (\phi'_j)^R \phi_{j'}^L + \frac{\mu_x \varepsilon}{2\beta} \phi_j^R (\phi'_{j'})^L - \sigma \phi_j^R \phi_{j'}^L \quad (86)$$

$$m_{j,j'}^{V,21} = -\frac{\mu_x}{2\beta} (\phi'_j)^L \phi_{j'}^R - \frac{\mu_x \varepsilon}{2\beta} \phi_j^L (\phi'_{j'})^R - \sigma \phi_j^L \phi_{j'}^R, \quad m_{j,j'}^{V,22} = \frac{\mu_x}{2\beta} (\phi'_j)^L \phi_{j'}^L - \frac{\mu_x \varepsilon}{2\beta} \phi_j^L (\phi'_{j'})^L + \sigma \phi_j^L \phi_{j'}^L \quad (87)$$

where we chose  $|e| = 1/\beta$ . These local matrices are the same as those described earlier in the Appendix; the only difference is that  $\Delta z$  has been replaced by  $1/\beta$ . Finally, for edges  $e \in \Gamma_I^{INTERF}$  the coupling between the discretizations is described by the matrices:

$$m_{i,i'}^{C,11} = -\frac{\mu_z \Delta x}{2} (\phi'_i)^R \phi_{i'}^R + \frac{\mu_z \varepsilon \Delta x}{2} \phi_i^R (\phi'_{i'})^R + \sigma \phi_i^R \phi_{i'}^R \quad i = 0, \dots, p_z \quad i' = 0, \dots, p_z \quad (88)$$

$$m_{i,i'}^{C,12} = \frac{\mu_z \Delta x}{2} (\phi'_i)^R + \frac{\mu_z \varepsilon \Delta x}{2} \phi_i^R \left( -\frac{\beta}{2} - \beta i' \right) - \sigma \phi_i^R \quad i = 0, \dots, p_z \quad i' = 0, \dots, M \quad (89)$$

$$m_{i,i'}^{C,21} = -\frac{\mu_z \Delta x}{2} \left( -\frac{\beta}{2} - \beta i \right) \phi_{i'}^R - \frac{\mu_z \varepsilon \Delta x}{2} (\phi'_i)^R - \sigma \phi_{i'}^R \quad i = 0, \dots, M \quad i' = 0, \dots, p_z \quad (90)$$

$$m_{i,i'}^{C,22} = \frac{\mu_z \Delta x}{2} \left( -\frac{\beta}{2} - \beta i \right) - \frac{\mu_z \varepsilon \Delta x}{2} \left( -\frac{\beta}{2} - \beta i' \right) + \sigma \quad i = 0, \dots, M \quad i' = 0, \dots, M \quad (91)$$

where we used the properties  $\phi_i^\infty(L_z) = 1$  and  $(\phi_i^\infty)'(L_z) = -\beta(1/2 + i)$ .

## B Unknowns and trial functions in flux integral

In the sixth integral of (25), i.e. the flux integral, expressions for the discrete unknowns and test functions read as follows. Starting with the vertical edges, i.e. expression (48), if  $e \in \Gamma_I^{DG-DG}$  then  $e = \{x_{m_x}\} \times [z_{m_z-1}, z_{m_z}]$  and

$$q_h^a(z) = \sum_{j=0}^{p_x} \sum_{i=0}^{p_z} q_{m_x, m_z}^{(j,i)} \phi_j^R \phi_i^{m_z}(z) \quad q_h^b(z) = \sum_{j=0}^{p_x} \sum_{i=0}^{p_z} q_{m_x+1, m_z}^{(j,i)} \phi_j^L \phi_i^{m_z}(z) \quad (92)$$

$$\varphi_h^a(z) = \phi_j^R \phi_i^{m_z}(z) \quad \varphi_h^b(z) = \phi_j^L \phi_i^{m_z}(z) \quad (93)$$

while if  $e \in \Gamma_I^{DG-LAG}$ , then  $e = \{x_{m_x}\} \times [L_z, \infty)$  and

$$q_h^a(z) = \sum_{j=0}^{p_x} \sum_{i=0}^M q_{m_x, \infty}^{(j,i)} \phi_j^R \phi_i^\infty(z) \quad q_h^b(z) = \sum_{j=0}^{p_x} \sum_{i=0}^M q_{m_x+1, \infty}^{(j,i)} \phi_j^L \phi_i^\infty(z) \quad (94)$$

$$\varphi_h^a(z) = \phi_j^R \phi_i^\infty(z) \quad \varphi_h^b(z) = \phi_j^L \phi_i^\infty(z). \quad (95)$$

In both cases  $F_1^a(q_h^a) = F_1(q_h^a, x_{m_x}^-, z)$  and  $F_1^b(q_h^b) = F_1(q_h^b, x_{m_x}^+, z)$ .

For horizontal edges, expression (49), if  $m_z < N_z$ , then

$$q_h^a(x) = \sum_{j=0}^{p_x} \sum_{i=0}^{p_z} q_{m_x, m_z}^{(j,i)} \phi_j^{m_x}(x) \phi_i^R \quad q_h^b(x) = \sum_{j=0}^{p_x} \sum_{i=0}^{p_z} q_{m_x, m_z+1}^{(j,i)} \phi_j^{m_x}(x) \phi_i^L \quad (96)$$

$$\varphi_h^a(x) = \phi_j^{m_x}(x) \phi_i^R \quad \varphi_h^b(x) = \phi_j^{m_x}(x) \phi_i^L \quad (97)$$

while if  $m_z = N_z$  we obtain

$$q_h^a(x) = \sum_{j=0}^{p_x} \sum_{i=0}^{p_z} q_{m_x, m_z}^{(j,i)} \phi_j^{m_x}(x) \phi_i^R \quad q_h^b(x) = \sum_{j=0}^{p_x} \sum_{i=0}^M q_{m_x, \infty}^{(j,i)} \phi_j^{m_x}(x) \quad (98)$$

$$\varphi_h^a(x) = \phi_j^{m_x}(x) \phi_i^R \quad \varphi_h^b(x) = \phi_j^{m_x}(x) \quad (99)$$

where we used  $\phi_i^\infty(L_z^+) = 0$  for all  $i$ .

## C Additional numerical results for convergence tests and coupling validation

In this section we report detailed results related to the convergence tests and the coupling validation tests, see Sections 5.1 5.2 in the main text.

$M$	$\mathcal{E}_2^{abs}$	$\mathcal{E}_\infty^{abs}$
5	3.13e-04	2.17e-03
10	1.05e-04	1.68e-04
20	1.46e-06	9.79e-05
30	2.61e-08	1.31e-07
35	2.25e-09	1.68e-08

Table 5: Convergence with respect to  $M$  of the 2D DG-Laguerre scheme, linear advection-diffusion equation on a semi-infinite strip.  $L_x = 1 m$ ,  $N_x = 1000$ ,  $p_x = 3$ ,  $\beta = 5$ ,  $T = 5 \times 10^{-3} s$ ,  $N_t = 10$ ,  $\mu_x = 0.05 m^2/s$ ,  $\mu_z = 0.01 m^2/s$ ,  $u_x = 1 m/s$ ,  $u_z = 2 m/s$ .

$N_x, p_x = 1$	$\mathcal{E}_2^{abs}$	$r_2$	$\mathcal{E}_\infty^{abs}$	$r_\infty$	$N_x, p_x = 2$	$\mathcal{E}_2^{abs}$	$r_2$	$\mathcal{E}_\infty^{abs}$	$r_\infty$
40	1.86e-03		5.07e-03		40	9.66e-04		2.89e-03	
80	5.31e-04	1.81	1.46e-03	1.79	80	2.99e-04	1.69	8.80e-04	1.71
160	1.43e-04	1.90	3.89e-04	1.91	160	8.18e-05	1.87	2.41e-04	1.87
320	3.70e-05	1.95	1.01e-04	1.95	320	2.12e-05	1.94	6.26e-05	1.95

$N_x, p_x = 3$	$\mathcal{E}_2^{abs}$	$r_2$	$\mathcal{E}_\infty^{abs}$	$r_\infty$
50	2.03e-06		7.45e-06	
75	3.93e-07	4.05	1.42e-06	4.09
100	1.24e-07	4.02	4.40e-07	4.07
125	5.05e-08	4.01	1.78e-07	4.06
150	2.43e-08	4.00	8.50e-08	4.05
175	1.31e-08	4.00	4.56e-08	4.03

Table 6: Absolute  $L^2$  and  $L^\infty$  errors and convergence rates,  $x$ -convergence,  $p_x = 1$ ,  $p_x = 2$  and  $p_x = 3$ .

$N_x$	$N_t$	$\mathcal{E}_2^{abs}$	$r_2$	$\mathcal{E}_\infty^{abs}$	$r_\infty$
50	100	9.80e-04		2.91e-03	
100	200	2.74e-04	1.84	7.99e-04	1.86
150	300	1.26e-04	1.91	3.65e-04	1.93
200	400	7.25e-05	1.93	2.09e-04	1.94
250	500	4.70e-05	1.95	1.35e-04	1.96

Table 7: Space-time convergence of the 2D DG-Laguerre scheme, linear advection-diffusion equation on a semi-infinite strip.  $L_x = 1 m$ ,  $p_x = 1$ ,  $\beta = 6$ ,  $M = 60$ ,  $T = 1 s$ ,  $\mu_x = 0.05 m^2/s$ ,  $\mu_z = 0.01 m^2/s$ ,  $u_x = 1 m/s$ ,  $u_z = 2 m/s$ .

$M$	$\beta$	$\sigma_x = \sigma_z$	$\mathcal{E}_2^{rel}$	$\mathcal{E}_\infty^{rel}$
10	4	0.5	1.46e-02	3.73e-02
		1	2.87e-03	7.53e-03
		2	1.28e-04	4.22e-04
40	6	0.5	2.18e-04	4.89e-04
		1	6.44e-05	1.78e-04
		2	1.39e-06	4.74e-06

Table 8: 2D Advection-diffusion equation, Gaussian initial data. Relative errors at final time  $T = 4s$  in  $[0, 10m] \times [0, 10m]$  of the extended DG discretization with respect to a single-domain DG discretization on  $[0, 10m] \times [0, 20m]$ .  $L_x = L_z = 10m$ ,  $p_x = p_z = 1$ ,  $N_x = 50$ ,  $N_z = 500$ ,  $N_t = 200$ ,  $\mu_x = \mu_z = 0.1m^2/s$ ,  $u_x = 0.5m/s$ ,  $u_z = 1m/s$ .

$M$	$\mathcal{E}_2^{rel}$	$\mathcal{E}_\infty^{rel}$
10	1.17e-02	7.10e-02
20	1.43e-03	1.01e-02
40	1.85e-04	1.55e-03
80	9.54e-05	4.60e-04

Table 9: Burgers' equation. Relative errors in  $[0, 10m] \times [0, 10m]$  of the extended DG discretization with respect to a single-domain DG discretization on  $[0, 10m] \times [0, 20m]$ .  $L_x = L_z = 10m$ ,  $p_x = p_z = 1$ ,  $N_x = 50$ ,  $N_z = 80$ ,  $\beta = 10$ ,  $T = 5s$ ,  $N_t = 500$ ,  $\mu_x = \mu_z = 0.05m^2/s$ .

## References

1. Akmaev, R.: Whole atmosphere modeling: Connecting terrestrial and space weather. *Reviews of Geophysics* **49** (2011)
2. Appelö, D., Colonius, T.: A high-order super-grid-scale absorbing layer and its application to linear hyperbolic systems. *Journal of Computational Physics* **228**(11), 4200–4217 (2009)
3. Astley, R.: Infinite elements for wave problems: a review of current formulations and an assessment of accuracy. *International Journal of Numerical Methods in Engineering* **49**(7), 951–976 (2000)
4. Benacchio, T., Bonaventura, L.: Absorbing boundary conditions: a spectral collocation approach. *International Journal of Numerical Methods in Fluids* **72**(9), 913–936 (2013)
5. Benacchio, T., Bonaventura, L.: An extension of DG methods for hyperbolic problems to one-dimensional semi-infinite domains. *Applied Mathematics and Computation* **350**, 266–282 (2019)
6. Bonaventura, L.: A Semi-implicit Semi-Lagrangian Scheme Using the Height Coordinate for a Nonhydrostatic and Fully Elastic Model of Atmospheric Flows. *Journal of Computational Physics* **158**(2), 186–213 (2000)
7. Borchert, S., Zhou, G., Baldauf, M., Schmidt, H., Zängl, G., Reinert, D.: The upper-atmosphere extension of the icon general circulation model (version: ua-icon-1.0). *Geoscientific Model Development* **12**(8), 3541–3569 (2019)
8. Chou, T., Shao, S., Xia, M.: Adaptive Hermite spectral methods in unbounded domains. arXiv preprint arXiv:2203.15630 (2022)
9. Dea, J.: An experimental adaptation of Higdon-type non-reflecting boundary conditions to linear first-order systems. *Journal of Computational and Applied Mathematics* **235**, 1354–1366 (2011)
10. Dolci, D.I., Silva, F.A.G., Peixoto, P.S., Volpe, E.V.: Effectiveness and computational efficiency of absorbing boundary conditions for full-waveform inversion. *Geoscientific Model Development* **15**(14), 5857–5881 (2022). DOI 10.5194/gmd-15-5857-2022. URL <https://gmd.copernicus.org/articles/15/5857/2022/>

11. Engquist, B., Majda, A.: Absorbing boundary conditions for numerical simulation of waves. *Mathematics of Computation* **31**(139), 629–651 (1977)
12. Gerdes, K.: A review of infinite element methods for exterior Helmholtz problems. *Journal of Computational Acoustics* **8**(1), 43–62 (2000)
13. Giraldo, F., Kelly, J., Constantinescu, E.: Implicit-explicit formulations of a three-dimensional nonhydrostatic unified model of the atmosphere (NUMA). *SIAM Journal on Scientific Computing* **35** (2013)
14. Gu, D., Wang, Z.: Orthogonal Jacobi rational functions and spectral methods on the half line. *Journal of Scientific Computing* **88**(1), 1–27 (2021)
15. Israeli, M., Orszag, S.: Approximation of Radiation Boundary Conditions. *Journal of Computational Physics* **41**, 115–135 (1981)
16. Jackson, D., Fuller-Rowell, T., Griffin, D., Griffith, M., Kelly, C., Marsh, D., Walach, M.: Future directions for whole atmosphere modeling: Developments in the context of space weather. *Space Weather* **17**, 1342–1350 (2019)
17. Kahana, A., Smith, F., Turkel, E., Tsynkov, S.: A high order compact time/space finite difference scheme for the 2d and 3d wave equation with a damping layer. *Journal of Computational Physics* **460**, 111161 (2022)
18. Klemp, J., Skamarock, W.: Adapting the MPAS dynamical core for applications extending into the thermosphere. *Journal of Advances in Modeling Earth Systems* **13**(9), e2021MS002499 (2021)
19. Klemp, J.B., Skamarock, W.C.: A constant pressure upper boundary formulation for models employing height-based vertical coordinates. *Monthly Weather Review* **150**(8), 2175–2186 (2022)
20. Melvin, T., Benacchio, T., Shipway, B., Wood, N., Thuburn, J., Cotter, C.: A mixed finite-element, finite-volume, semi-implicit discretization for atmospheric dynamics: Cartesian geometry. *Quarterly Journal of the Royal Meteorological Society* **145**(724), 2835–2853 (2019)
21. Neta, B., Van Joolen, V., Dea, J., Givoli, D.: Application of high-order Higdon non-reflecting boundary conditions to linear shallow water models. *Communications in Numerical Methods in Engineering* **24**(11), 1459–1466 (2008)
22. Rasch, P.: Toward atmospheres without tops: Absorbing upper boundary conditions for numerical models. *Quarterly Journal of the Royal Meteorological Society* **112**, 1195–1218 (1986)
23. Rivière, B.: *Discontinuous Galerkin Methods for Solving Elliptic and Parabolic Equations: Theory and Implementation*. SIAM (2008)
24. Shen, J.: Stable and efficient spectral methods in unbounded domains using Laguerre functions. *SIAM Journal on Numerical Analysis* **38**, 1113–1133 (2001)
25. Shen, J., Tang, T., Wang, L.L.: *Spectral Methods: Algorithms, Analysis and Applications*, *Springer Series in Computational Mathematics*, vol. 40. Springer (2011)
26. Shen, J., Wang, L.L.: Some recent advances on spectral methods for unbounded domains. *Communications in Computational Physics* **5**, 195–241 (2009)
27. Tatari, M., Haghighi, M.: A generalized Laguerre–Legendre spectral collocation method for solving initial-boundary value problems. *Applied Mathematical Modelling* **38**(4), 1351–1364 (2014)
28. Vismara, F., Benacchio, T., Bonaventura, L.: A seamless, extended DG approach for advection–diffusion problems on unbounded domains. *Journal of Scientific Computing* **90**(1), 1–27 (2022)
29. Wang, Z.Q., Guo, B.Y., Wu, Y.N.: Pseudospectral method using generalized Laguerre functions for singular problems on unbounded domains. *Discrete and Continuous Dynamical Systems Series B* **11**(4), 1019–1038 (2009)
30. Wood, N., Staniforth, A., White, A., Allen, T., Diamantakis, M., Gross, M., Melvin, T., Smith, C., Vosper, S., Zerroukat, M., Thuburn, J.: An inherently mass-conserving semi-implicit semi-Lagrangian discretization of the deep-atmosphere global non-hydrostatic equations. *Quarterly Journal of the Royal Meteorological Society* **140**, 1505–1520 (2014)
31. Xia, M., Böttcher, L., Chou, T.: Spectrally adapted physics-informed neural networks for solving unbounded domain problems. *arXiv preprint arXiv:2202.02710* (2022)
32. Xia, M., Greenman, C.D., Chou, T.: PDE models of adder mechanisms in cellular proliferation. *SIAM journal on applied mathematics* **80**(3), 1307–1335 (2020)
33. Xia, M., Shao, S., Chou, T.: Efficient scaling and moving techniques for spectral methods in unbounded domains. *SIAM Journal on Scientific Computing* **43**(5), A3244–A3268 (2021)
34. Zhuang, Q., Shen, J., Xu, C.: A coupled Legendre–Laguerre spectral–element method for the Navier–Stokes equations in unbounded domains. *Journal of Scientific Computing* **42**(1), 1–22 (2010)
35. Zhuang, Q., Xu, C.: Legendre–Laguerre coupled spectral element methods for second-and fourth-order equations on the half line. *Journal of computational and applied mathematics* **235**(3), 615–630 (2010)