

Structural identifiability analysis of epidemic models based on differential equations: A Primer

Gerardo Chowell^{1*}, Sushma Dahal¹, Yuganthi R. Liyanage²,
Amna Tariq¹, and Necibe Tuncer²

¹School of Public Health, Georgia State University, Atlanta,
Georgia, USA

²Department of Mathematical Sciences, Florida Atlantic
University, Boca Raton, Florida, USA

*corresponding author: gchowell@gsu.edu

September 27, 2022

Abstract

The successful application of epidemic models hinges on our ability to estimate model parameters from limited observations reliably. An often-overlooked step before estimating model parameters consists of ensuring that the model parameters are structurally identifiable from a given dataset. Structural identifiability analysis uncovers any existing parameter correlations that preclude their estimation from the observed variables. Here we review and illustrate methods for structural identifiability analysis based on a differential algebra approach using DAISY and *Mathematica* (Wolfram Research). We demonstrate this approach through examples of compartmental epidemic models previously employed to study transmission dynamics and control. We show that lack of structural identifiability may be remedied by incorporating additional observations from different model states or fixing some parameters based on existing parameter correlations, or by reducing

the number of parameters or state variables involved in the system dynamics. We also underscore how structural identifiability analysis can help improve compartmental diagrams of differential-equation models by indicating the observed variables and the results of the structural identifiability analysis.

Keywords:

Structural identifiability analysis; epidemic models; parameter estimation; differential algebra; compartmental model.

Acknowledgements

G.C. is partially supported from NSF grants 2125246 and 2026797 and R01 GM 130900.

1 Introduction

Mathematical models based on differential equations are frequently applied to investigate infectious disease dynamics and assess the impact of control interventions during epidemics [1, 2, 3, 4, 5, 6, 7]. However, their successful application hinges on our ability to reliably estimate model parameters from observations stemming from a limited subset of the epidemiological states of the system (e.g., time series of new cases and deaths) [8, 9, 10, 11, 12, 12, 13, 14]. Estimating parameters for epidemic models is often challenging since models frequently involve several unknown parameters and incorporate epidemiological states that are often not directly observed. In particular, an often-overlooked step before estimating parameters from data consists in ensuring that the model parameters are structurally identifiable [15, 16, 9, 10]. This step is crucial since ignoring the structural identifiability properties of the model can lead to erroneous inferences and, in turn, misguided public health policy decisions [15, 8, 16, 9].

Structural identifiability analysis uncovers existing correlations among the model parameters that preclude their estimation from the observed variables [15, 17]. When structural identifiability analysis reveals that two or more parameters are correlated, it is not possible to estimate them accurately from the observed variables because many parameter combinations can produce the same observations, rendering the parameters unidentifiable. Structural identifiability issues can be resolved by reformulating the model to reduce the number of states or parameters or by collecting additional data of the states of the system. Beyond its role in parameter estimation, structural identifiability analysis uncovers limitations of the proposed model and helps the researcher determine whether additional data could make the model parameters structurally identifiable. Structurally identifiable parameters may still be non-identifiable in practice due to data features [8]. The so-called “Practical identifiability” considers real-world data issues: amount and noise in the data and sampling frequency (e.g., data collection process) [8, 10, 9, 17]. In particular, we demonstrate how structural identifiability analysis can help enrich compartmental diagrams of differential-equation models by indicating the observed variables (e.g., new cases or new deaths) and whether model parameters are structurally identifiable or not.

While several methods have been proposed to analyze the structural identifiability properties of mathematical models based on differential equations

[15, 18, 19, 20, 21, 22, 9], here we review and illustrate a methodology for structural identifiability analysis based on a differential algebra approach using DAISY [23] and *Mathematica* (Wolfram Research). This approach allows the derivation of the model system as a function of the parameters and the observed states of the system, eliminating the unobserved state variables. The power of this method lies in its ability to uncover mathematical expressions describing any existing parameter correlations, which reveal the parameters that are not structurally identifiable from the observed states of the system. As such, structural identifiability analysis yields a theoretical result as it deals with the perfect scenario assuming that the observed state variables are given continuously over time and are noise-free [15]. We demonstrate this approach through examples of compartmental epidemic models with variable complexity, which have been previously employed to study the transmission dynamics and control of various infectious diseases, including pandemic influenza, Ebola, Zika, and COVID-19.

2 A differential algebra approach to investigate structural parameter identifiability

In this section we describe how differential algebra is used to investigate the structural identifiability of epidemic models using DAISY. To begin, we will demonstrate this approach with a simple SEIR (Susceptible-Exposed-Infected-Recovered) model given by the following system of differential equations [24]:

$$\text{Model 1 (M}_1\text{): } \begin{cases} \frac{dS}{dt} = -\beta \frac{SI}{N}, \\ \frac{dE}{dt} = \beta \frac{SI}{N} - kE, \\ \frac{dI}{dt} = kE - \gamma I, \\ \frac{dR}{dt} = \gamma I \end{cases} \quad (\text{M}_1)$$

This model keeps track of four epidemiological states over time: The number of susceptible individuals ($S(t)$), the number of latent individuals ($E(t)$), the

number of infected individuals ($I(t)$), and the number of recovered individuals ($R(t)$). In the model M_1 new infections are modeled with a standard incidence term, $\beta \frac{SI}{N}$. A susceptible individual becomes exposed (class E), when she/he gets into contact with infectious individuals. Exposed individuals move to the exposed class at rate β . After the incubation period ends ($1/k$), the exposed individual is assumed to be infectious. Infected individuals recover at rate γ . The model has three epidemiological parameters: The transmission rate (β), the latent period (k), and the recovery rate (γ). The initial conditions are given by: $S(0) = S_0$, $E(0) = E_0$, $I(0) = I_0$ and $R(0) = R_0$. The total population size ($N(t)$) corresponds to a constant parameter since the model describes a closed population ($N = S_0 + E_0 + I_0 + R_0$). Hence, the full parameter set of the SEIR model M_1 is given by $\mathbf{p} = (N, \beta, k, \gamma)$.

Observations are the number of new infected cases: Observations are functions of the epidemic model's state variables. Here, we consider the case when the observations ($y_1(t)$) corresponds to the number of new infected cases. That is:

$$y_1(t) = kE(t). \quad (1)$$

We investigate whether the epidemic model M_1 is structured to reveal its epidemiological parameters from the observation of daily cases, $y_1(t)$. The structural identifiability analysis, which is a theoretical feature of the epidemic model and the observations, assumes that the smooth observation curve, $y_1(t)$ is known for all time and determines whether the parameters can be identified uniquely.

In order to define structural identifiability, we need to underscore that observations vary as the model parameters vary. Suppose there was another set of parameters, which we will denote by $\hat{\mathbf{p}} = (\hat{N}, \hat{\beta}, \hat{k}, \hat{\gamma})$, that produced the same observations. That is, we assume

$$y_1(t; \mathbf{p}) = y_1(t; \hat{\mathbf{p}})$$

Structural identifiability says that this could only happen when two parameter sets are identical, that is $\mathbf{p} = \hat{\mathbf{p}}$. We define structural identifiability as,

Definition 2.1 *Let $\mathbf{p} = (N, \beta, k, \gamma)$ and $\hat{\mathbf{p}} = (\hat{N}, \hat{\beta}, \hat{k}, \hat{\gamma})$ be distinct param-*

```

WRITE "MODEL1-SEIR"$

% B_ IS THE VARIABLE VECTOR

B_:={Y1,X1,X2,X3,X4}$
FOR EACH EL_ IN B_ DO DEPEND EL_,T$

%B1_ IS THE UNKNOWN PARAMETER VECTOR

B1_:={beta,k,gamma1,n}$

%NUMBER OF STATES
NX_:=4$
%NUMBER OF INPUTS
NU_:=0$
%NUMBER OF OUTPUTS
NY_:=1$

%MODEL EQUATIONS

C_:= {df(x1,t) = - beta*x1*x3/n,
      df(x2,t) = beta*x1*x3/n- k*x2,
      df(x3,t) = k*x2 - gamma1*x3,
      df(x4,t) = gamma1*x3,
      y1 = k*x2}$

FLAG_:=1$
daisy()$

%VALUES OF INITIAL CONDITIONS
ICK_:={x1=5,x2=1,x3=0,x4=0}$
ICUNK_:={}$
CONDINIZ()$
END$

```

Code 1: DAISY code for model M_1

eters of the model M_1 and let $y_1(t) = kE(t)$ be the observations. If

$$y_1(t; \mathbf{p}) = y_1(t; \hat{\mathbf{p}}) \quad \text{implies} \quad \mathbf{p} = \hat{\mathbf{p}},$$

then we conclude that the epidemic model M_1 is structured to identify its parameters from the observations $y_1(t) = kE(t)$. We say that the model M_1 is structurally (globally) identifiable.

Thus, the structural identifiability definition states that two different observations are only possible with two different sets of parameters when the model is structurally identifiable. Several methods have been devised to investigate the structural identifiability [15, 18, 19, 20, 21, 22, 9]. Here, we will use the differential algebra approach since it yields additional information

about existing parameter correlations. The first step in this approach is to eliminate the unobserved state variables from the system of equations in M_1 . For this example, we only observe the number of new infected individuals, which is given by $kE(t)$, whereas the time-dependent number of susceptible, infected, or recovered individuals are not observed. We can eliminate the unobserved classes by deriving the characteristic set of the equations in M_1 . This is a rather complex procedure that frequently requires a computer. To that end, we use the software DAISY (Differential Algebra for Identifiability of SYstems) [23]. We write the code as presented in Code 1 in DAISY for model M_1 . DAISY runs the Code 1 and yields the characteristic set of the system of differential equations of model M_1 and the observations $y_1(t) = kE(t)$. The characteristic set of the system of differential equations is not unique and depends on the ranking of the variables. The default ranking in DAISY is that the observations have the lowest ranking, and the other state variables follow the order given in the system. For instance, the ranking for model M_1 is

$$y_1 < S < E < I < R.$$

The first equation in the characteristic set, which is given by `aa_(1)` in DAISY, involves only the lowest ranked variable, which is $y_1(t)$. The next equation in the characteristic set, which is given by `aa_(2)` in DAISY, involves the 2 lowest ranked variables, which are $y_1(t)$ and $S(t)$. Similarly, the third equation involves the variables, $y_1(t)$, $S(t)$ and $E(t)$. In Code 2, we present the DAISY result for model M_1 . Since our goal is to obtain an equation that only involves the observed variable, $y_1(t)$, we are interested in the first equation of the characteristic set, which is `aa_(1)`. As given by DAISY, the first equation is not a monic differential polynomial. So, we divide by the coefficient of the highest degree, which is N^2 , and obtain the following input-output equations of the model M_1 . The input-output equation (2), where input is the model parameters, and output is the observation, is a monic differential polynomial of the observed state variable $y_1(t)$ and the model parameters $\mathbf{p} = (N, \beta, k, \gamma)$.

MODEL EQUATION(S)

```
c_ := {df(x1,t)=( - beta*x1*x3)/n,  
df(x2,t)=(beta*x1*x3 - k*x2)/n,  
df(x3,t)= - gamma1*x3 + k*x2,  
df(x4,t)=gamma1*x3,  
y1=k*x2}
```

CHARACTERISTIC SET

```
aa_(1) := df(y1,t,3)**2*df(y1,t)*y1**n**2 + df(y1,t,3)**2*y1**2*k**n**2 - df(y1,t,3)*df(y1,t,2)**2*y1**n**2 - df(y1,t,3)*df(y1,t,2)*df(y1,t)**2*n**2 + df(y1,t,3)*df(y1,t,2)*df(y1,t)*y1**n**2*(2*gamma1 - k) + 2*df(y1,t,3)*df(y1,t,2)*y1**2*k**n**2*(gamma1 + k) - df(y1,t,3)*df(y1,t)**3*n**2*(gamma1 + k) + 4*df(y1,t,3)*df(y1,t)**2*y1**2*beta*n + df(y1,t,3)*df(y1,t)**2*y1**n**2*(gamma1**2 - 2*k**2) + 8*df(y1,t,3)*df(y1,t)*y1**3*beta*k*n + df(y1,t,3)*df(y1,t)*y1**2*gamma1*k**n**2*(2*gamma1 + k) + 4*df(y1,t,3)*y1**4*beta*k**2*n + df(y1,t,3)*y1**3*gamma1**2*k**2*n**2 + df(y1,t,2)**3*df(y1,t)*n**2 - df(y1,t,2)**3*y1**n**2*(gamma1 + k) + 2*df(y1,t,2)**2*df(y1,t)**2*k**n**2 - 3*df(y1,t,2)**2*df(y1,t)*y1**2*beta*n + df(y1,t,2)**2*df(y1,t)*y1**n**2*(gamma1**2 - gamma1*k - 2*k**2) - 3*df(y1,t,2)**2*y1**3*beta*k*n + df(y1,t,2)**2*y1**2*k**n**2*(gamma1**2 + 2*gamma1*k + k**2) + df(y1,t,2)*df(y1,t)**3*n**2*( - 2*gamma1**2 - gamma1*k + 2*k**2) + 2*df(y1,t,2)*df(y1,t)**2*y1**2*beta*n*(3*gamma1 - k) + df(y1,t,2)*df(y1,t)**2*y1**n**2*(gamma1**3 - gamma1**2*k - 3*gamma1*k**2 - 2*k**3) + 2*df(y1,t,2)*df(y1,t)*y1**3*beta*k*n*(6*gamma1 + k) + df(y1,t,2)*df(y1,t)*y1**2*gamma1*k**n**2*(2*gamma1**2 + 2*gamma1*k + k**2) + 2*df(y1,t,2)*y1**4*beta*k**2*n*(3*gamma1 + 2*k) + df(y1,t,2)*y1**3*gamma1**2*k**2*n**2*(gamma1 + k) - df(y1,t)**5*beta*n + df(y1,t)**4*y1*beta*n*( - 4*gamma1 - 3*k) + df(y1,t)**4*n**2*( - gamma1**3 - 2*gamma1**2*k + k**3) + 4*df(y1,t)**3*y1**3*beta**2 + df(y1,t)**3*y1**2*beta*n*(gamma1**2 - 6*gamma1*k - 6*k**2) + df(y1,t)**3*y1*gamma1*k**n**2*( - 2*gamma1**2 - 3*gamma1*k - k**2) + 12*df(y1,t)**2*y1**4*beta**2*k + df(y1,t)**2*y1**3*beta*k**n*(3*gamma1**2 - 4*k**2) - df(y1,t)**2*y1**2*gamma1**2*k**2*n**2*(gamma1 + k) + 12*df(y1,t)*y1**5*beta**2*k**2 + df(y1,t)*y1**4*beta*gamma1*k**2*n*(3*gamma1 + 2*k) + 4*y1**6*beta**2*k**3 + y1**5*beta*gamma1**2*k**3*n
```

```
aa_(2) := - df(y1,t,3)*x1*y1*k*n + df(y1,t,2)*df(y1,t)*x1*k*n - df(y1,t,2)*df(y1,t)*y1*n - df(y1,t,2)*x1*y1*k*n*(gamma1 + k) - df(y1,t,2)*y1**2*k*n + df(y1,t)**3*n + df(y1,t)**2*x1*k*n*(gamma1 + k) + df(y1,t)**2*y1*n*(gamma1 + k) - 2*df(y1,t)*x1*y1**2*beta*k + 2*df(y1,t)*y1**2*gamma1*k*n - 2*x1*y1**3*beta*k**2 + y1**3*gamma1*k**2*n
```

```
aa_(3) := - x2*k + y1
```

```
aa_(4) := df(y1,t,3)*y1*n - df(y1,t,2)*df(y1,t)*n + df(y1,t,2)*x3*y1*beta + df(y1,t,2)*y1*n*(gamma1 + k) - df(y1,t)**2*x3*beta - df(y1,t)**2*n*(gamma1 + k) - df(y1,t)*x3*y1*beta*gamma1 + 2*df(y1,t)*y1**2*beta - x3*y1**2*beta*gamma1*k + 2*y1**3*beta*k
```

```
aa_(5) := - df(x4,t)*df(y1,t,2)*y1*beta + df(x4,t)*df(y1,t)**2*beta + df(x4,t)*df(y1,t)*y1*beta*gamma1 + df(x4,t)*y1**2*beta*gamma1*k - df(y1,t,3)*y1*gamma1*n + df(y1,t,2)*df(y1,t)*gamma1*n - df(y1,t,2)*y1*gamma1*n*(gamma1 + k) + df(y1,t)**2*gamma1*n*(gamma1 + k) - 2*df(y1,t)*y1**2*beta*gamma1 - 2*y1**3*beta*gamma1*k
```

MODEL NOT ALGEBRAICALLY OBSERVABLE

PARAMETER VALUES

```
b2_ := {beta=2,k=3,gamma1=5,n=7}
```

MODEL PARAMETER SOLUTION(S)

```
g_ := {{n=(7*beta)/2,gamma1=5,k=3}}
```

MODEL NON IDENTIFIABLE

IDENTIFIABILITY WITH ALL INITIAL CONDITIONS (IC_)

```
ic_ := {x1=5,x2=1,x3=0,x4=0}
```

MODEL PARAMETER SOLUTIONS

```
gi_ := {{n=(7*beta)/2,gamma1=5,k=3}}
```

MODEL NON IDENTIFIABLE

$$\begin{aligned}
& (y_1''')^2 y_1' y_1 + (y_1''')^2 y_1^2 k - y_1''' (y_1'')^2 y_1 - y_1''' y_1'' (y_1')^2 + \\
& y_1''' y_1'' y_1' y_1 (2\gamma - k) + 2y_1''' y_1'' y_1^2 k (\gamma + k) - y_1''' (y_1')^3 (\gamma + k) + \\
& 4y_1''' (y_1')^2 y_1^2 \frac{\beta}{N} + y_1''' (y_1')^2 y_1 (\gamma^2 - 2k^2) + 8y_1''' y_1' y_1^3 \frac{\beta k}{N} + y_1''' y_1' y_1^2 \gamma k (2\gamma + k) + \\
& 4y_1''' y_1^4 \frac{\beta k^2}{N} + y_1''' y_1^3 \gamma^2 k^2 + (y_1'')^3 y_1' - (y_1'')^3 y_1 (\gamma + k) + 2(y_1'')^2 (y_1')^2 k - \\
& 3(y_1'')^2 y_1' y_1^2 \frac{\beta}{N} + (y_1'')^2 y_1' y_1 (\gamma^2 - \gamma k - 2k^2) - 3(y_1'')^2 y_1^3 \frac{\beta k}{N} + (y_1'')^2 y_1^2 k (\gamma^2 + 2\gamma k + k^2) + \\
& y_1'' (y_1')^3 (-2\gamma^2 - \gamma k + 2k^2) + 2y_1'' (y_1')^2 y_1^2 \frac{\beta(3\gamma - k)}{N} + y_1'' (y_1')^2 y_1 (\gamma^3 - \gamma^2 k - 3\gamma k^2 - 2k^3) + \\
& 2y_1'' y_1' y_1^3 \frac{\beta k}{N} (6\gamma + k) + y_1'' y_1' y_1^2 \gamma k (2\gamma^2 + 2\gamma k + k^2) + 2y_1'' y_1^4 \frac{\beta k^2}{N} (3\gamma + 2k) + \\
& y_1'' y_1^3 \gamma^2 k^2 (\gamma + k) - (y_1')^5 \frac{\beta}{N} + (y_1')^4 y_1 \frac{\beta(-4\gamma - 3k)}{N} + (y_1')^4 (-\gamma^3 - 2\gamma^2 k + k^3) + \\
& 4(y_1')^3 y_1^3 \frac{\beta^2}{N^2} + (y_1')^3 y_1^2 \frac{\beta(\gamma^2 - 6\gamma k - 6k^2)}{N} + (y_1')^3 y_1 \gamma k (-2\gamma^2 - 3\gamma k - k^2) + \\
& 12(y_1')^2 y_1^4 \frac{\beta^2 k}{N^2} + (y_1')^2 y_1^3 \frac{\beta k(3\gamma^2 - 4k^2)}{N} - (y_1')^2 y_1^2 \gamma^2 k^2 (\gamma + k) + 12y_1' y_1^5 \frac{\beta^2 k^2}{N^2} + \\
& y_1' y_1^4 \frac{\beta \gamma k^2 (3\gamma + 2k)}{N} + 4y_1^6 \frac{\beta^2 k^3}{N^2} + y_1^5 \frac{\beta \gamma^2 k^3}{N} = 0
\end{aligned} \tag{2}$$

It is worth mentioning that for a given set of parameters $\mathbf{p} = (N, \beta, k, \gamma)$ solving the monic differential polynomial (2) is equivalent to solving the model M_1 in terms of the observed states of the system and the model parameters. For studying identifiability we analyze whether another set of parameters, $\hat{\mathbf{p}} = (\hat{N}, \hat{\beta}, \hat{k}, \hat{\gamma})$ could produce the same output (2). That is

within differential algebra approach, we define the structural identifiability as follows:

Definition 2.2 Let $c(\mathbf{p})$ denote the coefficients of the input-output equation (2) with $\mathbf{p} = (N, \beta, k, \gamma)$ denoting the parameters of the model M_1 . Then we say that the model M_1 is structured to reveal its parameters from the observations $y_1(t) = kE(t)$ if and only if

$$c(\mathbf{p}) = c(\hat{\mathbf{p}}) \implies \mathbf{p} = \hat{\mathbf{p}}$$

where $\hat{\mathbf{p}} = (\hat{N}, \hat{\beta}, \hat{k}, \hat{\gamma})$ is another set of parameters assumed to produce the same observations.

Here, we list some of the coefficients of the input-output equation (2) of model M_1 as,

$$c(\mathbf{p}) = \left\{ k, 2\gamma - k, k(\gamma + k), \frac{\beta}{N}, (\gamma^2 - 2k^2), k(2\gamma + k), \frac{\beta k^2}{N}, (\gamma^2 - \gamma k - 2k^2), \right. \\ \left. (2\gamma^2 + 2\gamma k + k^2), (-2\gamma^2 - \gamma k + 2k^2), \frac{\beta(3\gamma - k)}{N}, (\gamma^3 - \gamma^2 k - 3\gamma k^2 - 2k^3), \right. \\ \left. \frac{\beta k}{N}(6\gamma + k) \right\}$$

DAISY solves $c(\mathbf{p}) = c(\hat{\mathbf{p}})$ by assigning random integers to the parameter values. We see that DAISY assigned the following integers for the model parameters

$$\hat{\mathbf{p}} = \left\{ \hat{\beta} = 2, \hat{k} = 3, \hat{\gamma} = 5, \hat{N} = 7 \right\}.$$

Then DAISY solves the system $c(\mathbf{p}) = c(\hat{\mathbf{p}})$ for these integers, and gives the following result

$$\left\{ N = \frac{7\beta}{2}, k = 3, \gamma = 5, \right\}. \quad (3)$$

And declares that the model M_1 is not identifiable (see Code 2). At this point, we would like to mention that the epidemic model parameters are usually not integers. For instance when the incubation period is 5 days, then the parameter $k = 1/5$. Because of this, we solve $c(\mathbf{p}) = c(\hat{\mathbf{p}})$ for arbitrary parameter values. We write a *Mathematica* code to solve $c(\mathbf{p}) = c(\hat{\mathbf{p}})$ and

obtain the following parameter correlations: (Mathematica code available in file named Model1.nb in github),

$$k = \hat{k}, \gamma = \hat{\gamma}, \frac{\beta}{N} = \frac{\hat{\beta}}{\hat{N}}. \quad (4)$$

This means we can only identify the rate at which individuals progress the latent period, k , and the recovery rate, γ , but we can not identify the transmission rate, β , or the total population size, N . The parameter correlations derived above indicate that it is only possible to identify the ratio $\frac{\beta}{N}$. That is, any β or N values that produce the same ratio $\frac{\beta}{N}$ which is determined by the observation will yield the same observations ($y_1(t)$). We would like to point out that the parameter correlations obtained using *Mathematica* (Wolfram Research) (4) are in agreement with those derived using DAISY (3).

We summarize the structural identifiability analysis of the model M_1 with the following Proposition 2.1.

Proposition 2.1 *The epidemic model M_1 is not structured to identify all of its parameters from the number of new cases given by $y_1(t) = kE(t)$. We can only identify*

$$k, \gamma \text{ and } \frac{\beta}{N}$$

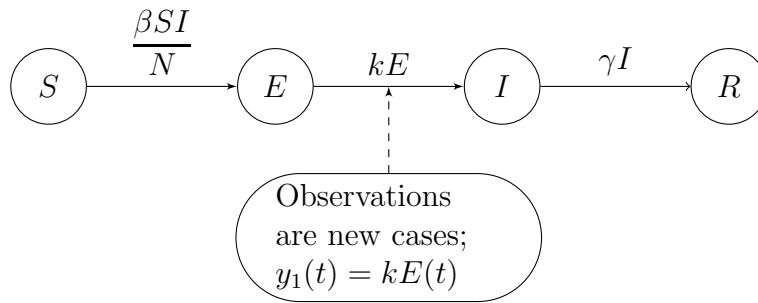
However, the model can become structurally identifiable if the total population size N is known. Hence, we state the following result.

Proposition 2.2 *If the total population size N is known, then the model M_1 is structurally identifiable from the observations of $y_1(t) = kE(t)$. We can identify the remaining three parameters,*

$$k, \gamma, \beta$$

Note that the total population size N is known, if all the initial conditions are known, since $N = S_0 + E_0 + I_0 + R_0$. Hence, we also state the following identifiability result for model M_1 .

Figure 1: Flow chart of model M_1 showing the transition of individuals between the classes defined by disease status. Observations are the newly infected individuals. Results from the structural identifiability analysis are summarized for the scenarios when the initial conditions are known and unknown.



Identifiability Results:
Without Initial Conditions
 identifiable parameters: k, γ
 unidentifiable parameters: β, N
 parameter correlations $\frac{\beta}{N} = \frac{\hat{\beta}}{\hat{N}}$

Identifiability Results:
With Initial Conditions
 identifiable parameters:
 k, γ, β, N

Proposition 2.3 *If all the initial conditions are given for the model M_1 , then the model is structurally identifiable from the observations of $y_1(t) = kE(t)$. We can identify all model parameters,*

$$k, \gamma, \beta, N$$

The enhanced compartmental diagram of model M_1 that indicates the observed states of the system and the parameter correlations resulting from the structural identifiability analysis is given in Figure 1.

3 Structural Identifiability Analysis of Epidemic Models

3.1 Epidemic Model M_2

$$\text{Model 2 (M}_2\text{): } \begin{cases} \frac{dS}{dt} = -\beta \frac{SI}{N}, \\ \frac{dE}{dt} = \beta \frac{SI}{N} - kE, \\ \frac{dI}{dt} = k\rho E - \gamma I, \\ \frac{dA}{dt} = k(1 - \rho)E - \gamma A, \\ \frac{dR}{dt} = \gamma I + \gamma A, \end{cases} \quad (\text{M}_2)$$

Next, we consider an extension of the SEIR model that incorporates symptomatic and asymptomatic infections [25]. Therefore, in this second model there are five epidemiological states: the number of susceptible individuals ($S(t)$), the number of latent individuals ($E(t)$), the number of symptomatic infectious individuals ($I(t)$), the number of asymptomatic (not infectious) individuals ($A(t)$), and the number of recovered individuals ($R(t)$). Compared to model M_1 , in this model we have one additional epidemiological state, $A(t)$. The susceptible individuals upon contact with an infected individual move to exposed class at rate β , the fraction of exposed individuals become symptomatic infectious cases at a rate $k\rho$, the remaining exposed individuals move to the asymptomatic class at rate $k(1 - \rho)$. Hence the fraction ρ is always less than 1. The infected individuals recover at a rate γ .

The model is equipped with initial conditions $S(0) = S_0$, $E(0) = E_0$, $I(0) = I_0$, $A(0) = A_0$ and $R(0) = R_0$. Since the model describes a closed population, the total population remains constant throughout the epidemic ($N = S_0 + E_0 + I_0 + A_0 + R_0$). Therefore, the full parameter set of the model M_2 is given by $\mathbf{p} = (N, \beta, k, \rho, \gamma)$.

Observations are the number of new symptomatic cases: In this model, we consider the case when the observations $(y_1(t))$ corresponds to the number of newly infected symptomatic cases. That is,

$$y_1(t) = k\rho E(t). \quad (5)$$

As before, we use DAISY software to eliminate the unobserved state variables and to obtain input-output equations, which are differential-algebraic polynomials of observed state variables with model parameter coefficients (DAISY input code and results available in file named Model2_inputcode and Model2_results in github). We obtain the input-output equations (24) of the model M_2 which is a monic differential polynomial of the observed state variables and the parameters of the model M_2 (see the input-output equations (24) in Appendix).

Upon examining the coefficients, we see that the parameter ρ does not appear in the input-output equation (24) of the model M_2 , indicating that ρ is not structurally identifiable. We study the structural identifiability of the model M_2 as outlined in Section 2.

Let $c(\mathbf{p})$ denote the coefficients of the input-output equation (24) with $\mathbf{p} = (N, \beta, k, \gamma, \rho)$ denoting the parameters of the model M_2 . Let $\hat{\mathbf{p}} = (\hat{N}, \hat{\beta}, \hat{k}, \hat{\gamma}, \hat{\rho})$ be another set of parameters assumed to produce the same observations. Solving $c(\mathbf{p}) = c(\hat{\mathbf{p}})$ (See *Mathematica* file) we obtain the following solution,

$$k = \hat{k}, \quad \gamma = \hat{\gamma}, \quad \frac{\beta}{N} = \frac{\hat{\beta}}{\hat{N}}.$$

The solution means that only the parameters k and γ can be identifiable. Parameter ρ cannot be identified. We also see that similar to model M_1 , the transmission rate and total population size are correlated. The observations can only reveal the ratio $\frac{\beta}{N}$. We summarize the structural identifiability analysis of the model M_2 when no initial conditions are considered in the following Proposition 3.1.

Proposition 3.1 *The model M_2 is not structured to reveal its parameters $\mathbf{p} = (N, \beta, k, \gamma, \rho)$ from the observations of $y_1(t) = k\rho E(t)$.*

Our structural identifiability analysis of model M_2 assumed that the initial conditions were not known. Assuming that all of the initial conditions are known, DAISY calculates at time 0 all the polynomials of the characteristic set. When the initial conditions are known, these polynomials become known and are added to the previous summary of the model. With the knowledge of initial conditions, DAISY declares the model as globally structurally identifiable with the following set of parameter solutions:

IDENTIFIABILITY WITH ALL INITIAL CONDITIONS (IC_)

ic_ := {x1=x10,x2=x20,x3=x30,x4=x40,x5=x50}

MODEL PARAMETER SOLUTIONS

gi_ := {{rho=5,n=(11*beta)/2,gamma1=7,k=3}}

MODEL GLOBALLY IDENTIFIABLE

Note that, when all the initial conditions are known, the parameter ρ can be identified. We summarize the identifiability analysis with known initial conditions in the following Proposition 3.2.

Proposition 3.2 *The model M_2 is structured to identify all its parameters, $\mathbf{p} = (N, \beta, k, \gamma, \rho)$, from the newly cases $y_1(t) = k\rho E(t)$ if all the initial conditions are known.*

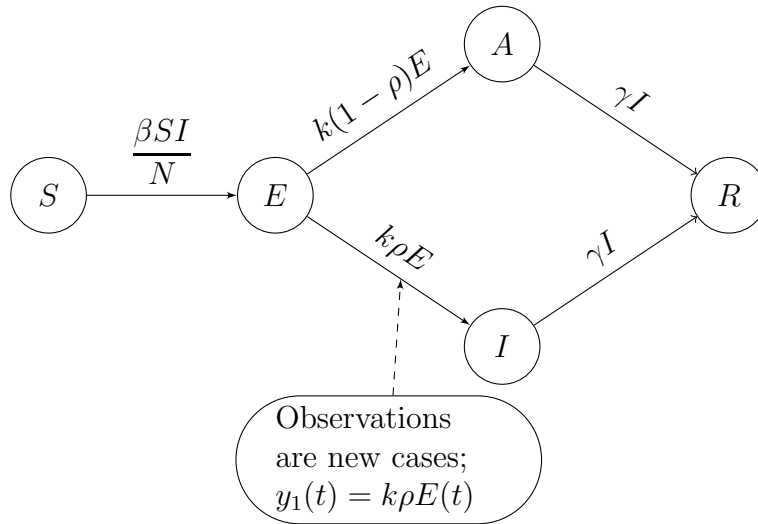
The enhanced compartmental diagram of the model M_2 that includes the observed states of the system and the parameter correlations resulting from the structural identifiability analysis given in Figure 2.

3.2 Epidemic Model M_3

For model M_3 , we consider a disease where asymptomatic individuals are infectious and contribute to the force of infection [26]. Thus in model M_3 , the newly incidences are modeled as

$$\frac{(\beta_A A + \beta_I I)S}{N}.$$

Figure 2: Flow chart of model M_2 showing the transition of individuals between the classes defined by disease status. Observations are the newly infected individuals. Structural identifiability analysis is summarized for when initial conditions are known and unknown.



Identifiability Results:
Without Initial Conditions
 identifiable parameters: k, γ
 unidentifiable parameters:
 β, N, ρ
 parameter correlations $\frac{\beta}{N} = \frac{\hat{\beta}}{\hat{N}}$

Identifiability Results:
With Initial Conditions
 identifiable parameters:
 $k, \gamma, \beta, N, \rho$

$$\text{Model 3 (M}_3\text{): } \begin{cases} \frac{dS}{dt} = -\frac{(\beta_A A + \beta_I I)S}{N} & S(0) = S_0, \\ \frac{dE}{dt} = \frac{(\beta_A A + \beta_I I)S}{N} - kE & E(0) = E_0, \\ \frac{dI}{dt} = k\rho E - \gamma I & I(0) = I_0, \\ \frac{dA}{dt} = k(1 - \rho)E - \gamma A & A(0) = A_0, \\ \frac{dR}{dt} = \gamma I + \gamma A & R(0) = R_0, \end{cases} \quad (\text{M}_3)$$

Compared to model M_2 , here we distinguish the transmission rate between symptomatic (β_I) and asymptomatic infectious (β_A) individuals. Just like in epidemic model M_2 , in this model a fraction of exposed individuals move to symptomatic class at a rate $k\rho$ and the remaining fraction move to the asymptomatic class at the rate $k(1 - \rho)$. Both symptomatically and asymptotically infected individuals recover at a rate γ . The full parameter set of the model M_3 is then $\mathbf{p} = (N, \beta_A, \beta_I, k, \rho, \gamma)$.

Observations are the number of new symptomatic cases: In this model, we also consider the case when the observations ($y_1(t)$) correspond to the number of new infectious symptomatic cases. That is;

$$y_1(t) = k\rho E(t). \quad (6)$$

Using DAISY, we obtain the input-output equations (25) of the model M_3 , which are given in the Appendix. (DAISY input code and results available in file named Model3_inputcode and Model3_results in github).

Let's denote the coefficients of the input-output equation (25) with $c(\mathbf{p})$. To study the identifiability of the epidemic model, we suppose that another set of parameters produced the same observations. Since the observation is given as a monic differential polynomial in (25), the same observation can only happen if the coefficients are identical. Let's denote this other set of parameters which produced the same output as $\hat{\mathbf{p}} = (\hat{N}, \hat{k}, \hat{\gamma}, \hat{\rho}, \hat{\beta}_A, \hat{\beta}_I)$. We then set the coefficients equal to each other,

$$c(\mathbf{p}) = c(\hat{\mathbf{p}})$$

```

PARAMETER VALUES$

b2_ := {betaa=2,betai=3,k=5,rho1=7,gamma1=11,n=13}$

MODEL PARAMETER SOLUTION(S)$

g_ := {{n=( - 91*betaa*rho1 + 91*betaa + 91*betai*rho1)/(9*rho1),gamma1=11,k=5}}$

MODEL NON IDENTIFIABLE$

```

Code 3: DAISY identifiability result for model M_3 without the initial conditions.

and solve for the parameters $\mathbf{p} = (N, \beta_A, \beta_I, k, \gamma, \rho)$ (see Mathematica File). We obtain the following solution.

$$k = \hat{k}, \quad \gamma = \hat{\gamma}, \quad \beta_I \rho + \beta_A(1 - \rho) = \hat{\beta}_I \hat{\rho} + \hat{\beta}_A(1 - \hat{\rho}), \quad N\rho = \hat{N}\hat{\rho}. \quad (7)$$

Proposition 3.3 *The epidemic model M_3 is not structured to reveal its parameters $\mathbf{p} = (N, k, \gamma, \rho, \beta_A, \beta_I)$ from the observations of $y_1(t) = kE(t)$.*

We can only identify parameters k and γ . Parameters ρ , β_A and β_I cannot be identified. Indeed, we found two parameter correlations, one involving the transmission rates (β_A, β_I) and the fraction of symptomatic infections (ρ) and the second one involving the fraction of symptomatic infections (ρ) and the total population size (N).

We would like to compare the *Mathematica* result (7) with the DAISY result for model M_3 as presented in Code 3. The *Mathematica* result contains two parameter correlations, while DAISY has given the ratio of the 2 correlations.

$$\frac{\beta_I \rho + \beta_A(1 - \rho)}{N\rho} = \frac{\hat{\beta}_I \hat{\rho} + \hat{\beta}_A(1 - \hat{\rho})}{\hat{N}\hat{\rho}} \quad (8)$$

where $\hat{\mathbf{p}} = \{\hat{N}, \hat{k}, \hat{\gamma}, \hat{\rho}, \hat{\beta}_A, \hat{\beta}_I\} = \{13, 5, 11, 7, 2, 3\}$. Again, here we would like to mention that assigning an integer value greater than 1 for ρ is not realistic, (as DAISY assigned $\hat{\rho} = 7$). Since ρ is the fraction of infected individuals moving to the symptomatic class, and it is clearly less than 1.

Using the parameter correlations in (7), we can obtain a structurally identifiable model by fixing the total population size, N or the fraction of

symptomatic individuals ρ and by setting $\beta_A = \beta_I$. Thus we can modify the model M_3 as following

$$\text{Model 3' (M}'_3\text{): } \begin{cases} \frac{dS}{dt} = -\frac{\beta(A+I)S}{N} & S(0) = S_0, \\ \frac{dE}{dt} = \frac{\beta(A+I)S}{N} - kE & E(0) = E_0, \\ \frac{dI}{dt} = k\rho E - \gamma I & I(0) = I_0, \\ \frac{dA}{dt} = k(1-\rho)E - \gamma A & A(0) = A_0, \\ \frac{dR}{dt} = \gamma I + \gamma A, & R(0) = R_0, \end{cases} \quad (\text{M}'_3)$$

Proposition 3.4 *When the total population size N is known or the fraction of the susceptible individuals, ρ is known, the epidemic model M'_3 is structurally identifiable from the observations of newly symptomatic infections.*

We continue the structural identifiability analysis of the model M_3 with known initial conditions. DAISY gives the characteristic set of the model M_3 according to the following default ranking,

$$y1 < S < E < I < A < R.$$

The first equation in the characteristic set, (**aa**-(1) in DAISY) is the input-output equations of the model M_3 , and it is used in our identifiability analysis without initial conditions. When initial conditions are known, the rest of the differential polynomials in the characteristic set are considered in the identifiability analysis. DAISY calculates at time 0 all the polynomials of the characteristic set. When the initial conditions are known, these polynomials become known and are added to the previous summary of the model. With the knowledge of initial conditions, DAISY still declares the model as structurally unidentifiable with the parameter correlations given in Code 4. We present the parameter correlation as given by DAISY in Code 4,

$$\frac{N}{\beta_A} = \frac{\hat{N}}{\hat{\beta}_A}, \frac{\beta_I}{\beta_A} = \frac{\hat{\beta}_I}{\hat{\beta}_A}, \rho = \hat{\rho}, k = \hat{k}, \gamma = \hat{\gamma}$$

We would like to mention that since N is the total population size, and M_3 represents a closed population, the initial conditions determine the size of the

```

IDENTIFIABILITY WITH ALL INITIAL CONDITIONS (IC_)$
ic_ := {x1=x10,x2=x20,x3=x30,x4=x40,x5=x50}$
MODEL PARAMETER SOLUTIONS$
gi_ := {{n=(13*betaa)/2, betai=(3*betaa)/2 ,rho1=7, gamma1=11,k=5}}$
MODEL NON IDENTIFIABLE$

```

Code 4: DAISY identifiability result for model M_3 with known initial conditions.

population. Hence, the model M_3 becomes identifiable when all the initial conditions are known. We summarize the identifiability analysis result when the initial conditions known, in the following Proposition 3.5.

Proposition 3.5 *The model M_3 is globally identifiable from the observations of new symptomatic infections if all the initial conditions are known.*

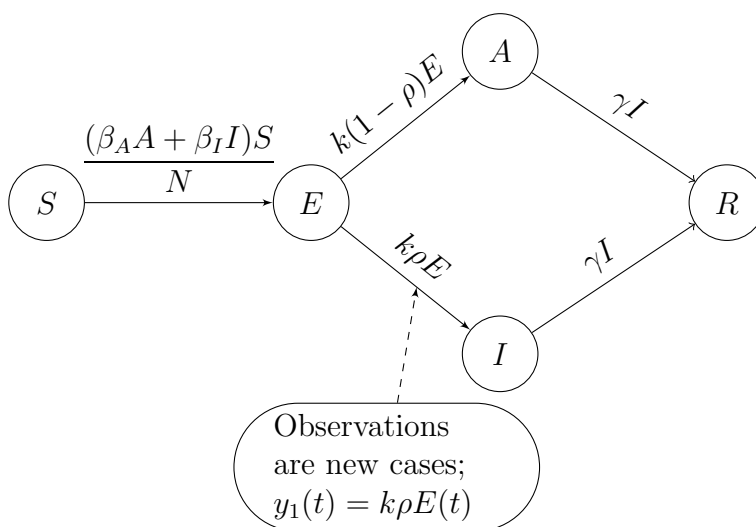
The enhanced compartmental diagram of model M_3 that includes the observed states of the system and the parameter correlations resulting from the structural identifiability analysis is given in Figure 3.

3.3 Epidemic Model M_4

$$\text{Model 4 (M}_4\text{): } \begin{cases} \frac{dS}{dt} = -\beta \frac{SI}{N}, \\ \frac{dE}{dt} = \beta \frac{SI}{N} - kE, \\ \frac{dI}{dt} = kE - (\gamma + \delta)I, \\ \frac{dR}{dt} = \gamma I, \\ \frac{dD}{dt} = \delta I \end{cases} \quad (\text{M}_4)$$

In the first three epidemic models (M_1 , M_2 , and M_3), we considered diseases where infected individuals eventually recover from the infection. Next, we consider the epidemic model M_4 that includes disease-induced deaths [24]. Here, susceptible individuals move to exposed class at rate β , k is the rate

Figure 3: Flow chart of model M_3 showing the transition of individuals between the classes defined by disease status. Observations are the newly infected symptomatic individuals. Structural identifiability analysis is summarized for when initial conditions are known and unknown.



Identifiability Results:
Without Initial Conditions
 identifiable parameters: k, γ
 unidentifiable parameters:
 β, N, ρ
 parameter correlations:
 $\beta_I \rho + \beta_A (1 - \rho) = \hat{\beta}_I \hat{\rho} + \hat{\beta}_A (1 - \hat{\rho}),$
 $N \rho = \hat{N} \hat{\rho}$

Identifiability Results:
With Initial Conditions
 identifiable parameters:
 $k, \gamma, \beta_A, \beta_I, N, \rho$

at which the exposed individuals become infectious, γ is the recovery rate, and δ denotes the mortality rate of infectious individuals. Since the model includes disease-induced deaths, the total population $N(t)$ is not constant. Hence, N is not a parameter to be identified. The full parameter set of the model M_4 is given by $\mathbf{p} = (\beta, k, \gamma, \delta)$. For epidemics where disease-induced deaths occur, it is possible to observe the daily number of deaths due to the disease. For this epidemic model M_4 , we will consider two different observations; (i) new infections, (ii) new infections and new deaths.

(i) Number of new infected cases are observed: First we consider the scenario where the observations correspond to the number of newly infected cases. That is,

$$y_1(t) = kE(t).$$

We use the differential algebra method for the structural identifiability analysis. Using DAISY software, we obtain the following results. The input-output equations were too long to transfer to a Mathematics file without a human error.(see DAISY input code and results available in file named Model4a_inputcode and Model4a_results in github). For this model, we present the DAISY results only. DAISY assigns

$$\hat{\mathbf{p}} = \left\{ \hat{\beta} = 2, \hat{k} = 3, \hat{\gamma} = 5, \hat{\delta} = 7 \right\}$$

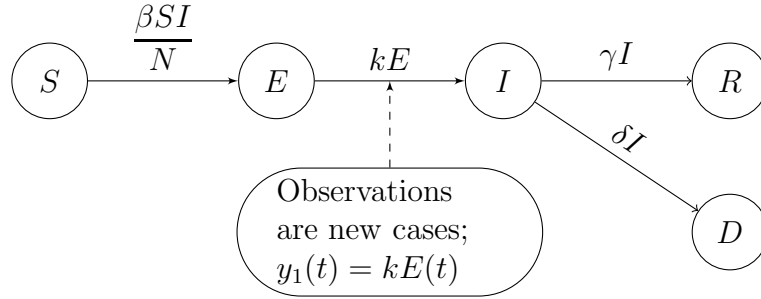
and solve $c(\mathbf{p}) = c(\hat{\mathbf{p}})$ for these integers and yields,

$$\frac{\beta}{\delta} = \frac{2}{7}, \quad \gamma + \delta = 12, \quad k = 3.$$

These results indicate that we can identify parameter k , the ratio $\frac{\beta}{\delta}$ and the sum $\gamma + \delta$. That is, any combination of parameters β and δ that yields the same ratio β/δ or any combination of parameters δ and γ that yields the same sum $\delta + \gamma$ will yield the same number of infected cases. We conclude that the model M_4 is not structurally identifiable. It only reveals the parameter k , from the newly infected cases.

Proposition 3.6 *The model M_4 is not structurally identifiable from the observation of the number of new infected cases.*

Figure 4: Flow chart of model M_4 showing the transition of individuals between the classes defined by disease status. Observations are the newly infected individuals. Structural identifiability analysis is summarized for when initial conditions are known and unknown.



Identifiability Results Without Initial Conditions:

identifiable parameters: k

unidentifiable parameters: β, γ, δ

parameter correlations $\frac{\beta}{\delta} = \frac{\hat{\beta}}{\hat{\delta}} \quad \gamma + \delta = \hat{\gamma} + \hat{\delta}$

Since we know the parameter correlations, we know which parameters to fix to obtain a structurally identifiable model. Here, we fix δ , then the parameter correlations become,

$$\beta = \frac{2}{7}\delta, \quad \gamma = 12 - \delta.$$

Since δ is known we can identify γ and β .

Proposition 3.7 *If δ is fixed, then the model M_4 reveals all its parameters uniquely from the observation of the number of newly infected cases.*

With a similar analysis, one can see that if γ is fixed, then the model M_4 becomes structurally identifiable from the number of new cases.

DAISY did not produce any results for the case when all the initial conditions are known as this process was computationally too expensive for DAISY to derive an identifiability, likely as a result of the long characteristic set.

(ii) Number of new infected cases and deaths are observed. Now, we study the case when 2 different observations are possible for the same epidemic: The number of new cases $y_1(t) = kE(t)$, and the number of new deaths $y_2(t) = \delta I(t)$. We obtain the following set of input-output equations in DAISY,

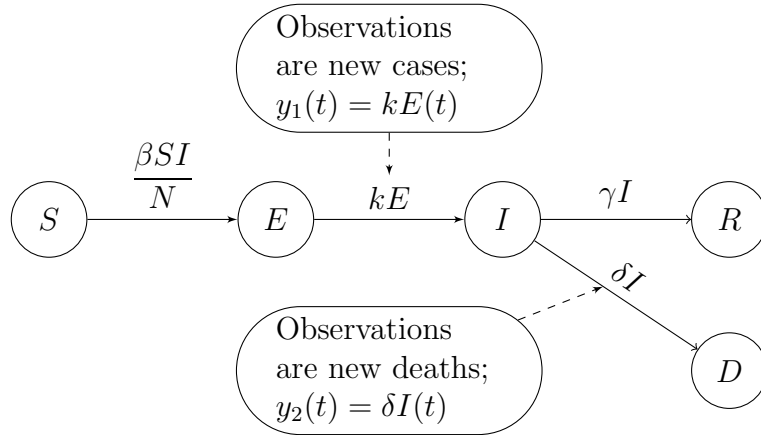
$$\begin{aligned}
0 &= y_2' - \delta y_1 + y_2(\delta + \gamma) \\
0 &= y_1''' y_1' y_2^2 + y_1''' y_1 y_2^2 k + (y_1'')^2 y_2^2 \frac{(-\beta + 2\delta)}{(\beta - \delta)} - y_1'' y_1' y_1 y_2 \frac{\delta(\beta + \delta)}{(\beta - \delta)} + \\
& y_1'' y_1' y_2^2 \frac{(\beta\delta + \beta\gamma - \beta k + \delta^2 + \delta\gamma + 3\delta k)}{(\beta - \delta)} - y_1'' y_1^2 y_2 \frac{\delta k(\beta + \delta)}{(\beta - \delta)} + \\
& y_1'' y_1 y_2^2 \frac{k(\beta\delta + \beta\gamma + \beta k + \delta^2 + \delta\gamma - \delta k)}{(\beta - \delta)} - y_1'^3 y_2 \delta + y_1'^2 y_1^2 \frac{\delta^2(2\beta - \delta)}{(\beta - \delta)} + \\
& y_1'^2 y_1 y_2 \frac{\delta(-3\beta\delta - 3\beta\gamma - 3\beta k + \delta^2 + \delta\gamma + \delta k)}{(\beta - \delta)} + \\
& y_1'^2 y_2^2 \frac{(\beta\delta^2 + 2\beta\delta\gamma + \beta\delta k + \beta\gamma^2 + \beta\gamma k - \beta k^2 + \delta^2 k + \delta\gamma k + 2\delta k^2)}{(\beta - \delta)} + \\
& 2y_1' y_1^3 \frac{\delta^2 k(2\beta - \delta)}{(\beta - \delta)} + 2y_1' y_1^2 y_2 \frac{\delta(-3\beta\delta - 3\beta\gamma - \beta k + \delta^2 + \delta\gamma)}{(\beta - \delta)} + \\
& y_1' y_1 y_2^2 \frac{k(2\beta\delta^2 + 4\beta\delta\gamma + \beta\delta k + 2\beta\gamma^2 + \beta\gamma k + \delta^2 k + \delta\gamma k)}{(\beta - \delta)} + y_1^4 \frac{\delta^2 k^2(2\beta - \delta)}{(\beta - \delta)} + \\
& y_1^3 y_2 \frac{\delta k^2(-3\beta\delta - 3\beta\gamma + \delta^2 + \delta\gamma)}{(\beta - \delta)} + \\
& y_1^2 y_2^2 \frac{\beta k^2(\delta^2 + 2\delta\gamma + \gamma^2)}{(\beta - \delta)}
\end{aligned} \tag{9}$$

Since we have two sets of observations, we obtain two monic differential polynomials involving both observations. Thus, the input-output equations (9) of the model M_4 involves both y_1 and y_2 together with the model parameters. Following the definition of structural identifiability, we suppose the parameter set $\hat{\mathbf{p}} = (\hat{k}, \hat{\beta}, \hat{\gamma}, \hat{\delta})$ produces the same observations y_1 and y_2 . Then setting $c(\mathbf{p}) = c(\hat{\mathbf{p}})$, we obtain the following set of solutions,

$$\left\{ k = \hat{k}, \quad \beta = \hat{\beta}, \quad \gamma = \hat{\gamma}, \quad \delta = \hat{\delta} \right\}$$

This implies that the model M_4 is structurally identifiable from the observa-

Figure 5: Flow chart of model M_4 showing the transition of individuals between the classes defined by disease status. Observations are the newly infected cases and deaths.



Identifiability Results:

identifiable parameters: k, γ, β, δ

tions of new cases $y_1(t) = kE(t)$, and new deaths $y_2(t) = \delta I(t)$. Note that this result does not consider the initial conditions. Thus, the model M_4 is structurally identifiable whether the initial conditions are known or not. We state the following Proposition 3.8:

Proposition 3.8 *The model M_4 is structurally identifiable from the observation of newly infected cases, $y_1(t) = kE(t)$ and deaths, $y_2(t) = \delta I(t)$.*

In the previous analysis, when only the new cases are observed, we could not identify all of the parameters. But since we have now additional observations corresponding to the number of new deaths, the model becomes structurally identifiable. A structurally unidentifiable model could become identifiable either by knowing the parameter correlations and fixing the appropriate parameters or by adding more observations.

3.4 Epidemic Model M_5

$$\text{Model 5 (M}_5\text{): } \begin{cases} \frac{dS_v}{dt} = \Lambda_v - \frac{\beta S_v I}{N} - \mu_v S_v & S_v(0) = S_{v0}, \\ \frac{dI_v}{dt} = \frac{\beta S_v I}{N} - \mu_v I_v & I_v(0) = I_{v0}, \\ \frac{dS}{dt} = -\frac{\beta_v S I_v}{N} & S(0) = S_0, \\ \frac{dI}{dt} = \frac{\beta_v S I_v}{N} - \gamma I & I(0) = I_0, \\ \frac{dR}{dt} = \gamma I & R(0) = R_0 \end{cases} \quad (\text{M}_5)$$

We continue identifiability analysis of epidemic models with vector-borne diseases. The next model M_5 is a simple vector-borne model equipped with five epidemiological states over time: the number of susceptible mosquitoes ($S_v(t)$), the number of infected mosquitoes ($I_v(t)$), the number of susceptible individuals ($S(t)$), the number of infected individuals ($I(t)$), and the number of recovered individuals ($R(t)$). The mosquito birth and death rates are given by Λ_v and μ_v , respectively. β is the transmission rate from an infected individual to a susceptible mosquito, and β_v is the transmission rate from an infected mosquito to a susceptible individual. Like before, an infected individual recovers at rate γ . In this model, the total human population N remains the same throughout the epidemic, hence $N = S_0 + I_0 + R_0$. The full parameter set of the model is given by $\mathbf{p} = (\Lambda_v, \mu_v, \beta_v, N, \beta, \gamma)$.

Observations are the cumulative number of new infections:

First, we used the number of new cases as the observations for the vector-borne model M_5 . But, DAISY could not finish the computations to produce the input-output equations. Hence, we tried changing the observations to the cumulative number of new cases, denoted by $C(t)$:

$$y_1(t) = C(t) = \int_0^t \frac{\beta_v S I_v}{N} = S(0) - S(t) \quad (10)$$

So, if we know the initial number of susceptibles, S_0 , the cumulative number of infections is equivalent to observing $S(t)$. Here we investigate whether the epidemic model M_5 can reveal its epidemiological parameters from the cumulative number of new infections.

We obtained the input-output equations using DAISY. The results and the code are available in files Model5_inputcode and Model5_results in github. DAISY assigns the following integers to the model parameters,

$$\hat{\mathbf{p}} = \left\{ \hat{\Lambda}_v = 2, \hat{\beta} = 3, \hat{\mu}_v = 5, \hat{\beta}_v = 7, \hat{\gamma} = 11, \hat{N} = 13 \right\}$$

and then solves $c(\mathbf{p}) = c(\hat{\mathbf{p}})$ and gives the following correlations between the parameters.

$$\frac{\beta_v \Lambda_v}{N} = \frac{14}{13} = \frac{\hat{\beta}_v \hat{\Lambda}_v}{\hat{N}}, \quad \frac{\beta}{N} = \frac{3}{13} = \frac{\hat{\beta}}{\hat{N}}, \quad \gamma = 11 = \hat{\gamma}, \quad \text{and} \quad \mu_v = 5 = \hat{\mu}_v. \quad (11)$$

As seen from the DAISY result (11), the parameters γ and μ_v are identifiable, and the parameters β, Λ_v, N and β_v are not identifiable. But we can only identify the ratios,

$$\frac{\beta_v \Lambda_v}{N} \quad \text{and} \quad \frac{\beta}{N}$$

We state the first identifiability result regarding the vector-borne model M_5 in the following Proposition 3.9.

Proposition 3.9 *The model M_5 is not structurally identifiable from the observation of cumulative incidences. Only the parameters γ, μ_v and the parameters correlations $\frac{\beta_v \Lambda_v}{N}$ and $\frac{\beta}{N}$ are identifiable.*

One of the advantages of the differential algebra approach for structural identifiability analysis is that we can use the parameter correlations to derive a structurally identifiable model. As seen in (11), β_v can only be identified if N and Λ_v are known. Moreover, β can only be identified when N is known.

Proposition 3.10 *When the total human population N and the recruitment rate Λ_v of the vector population are known, the model M_5 becomes structurally identifiable from the observation of cumulative incidences.*

Next we carry out the structural identifiability analysis of the vector-borne model M_5 when all the initial conditions are known. With known initial conditions DAISY solves $c(\mathbf{p}) = c(\hat{\mathbf{p}})$ together with the characteristic set evaluated at time $t = 0$ and provides the following solution

$$\Lambda_v = 2, \quad \frac{\beta}{N} = \frac{3}{13}, \quad \frac{\beta_v}{N} = \frac{7}{13}, \quad \gamma = 11, \quad \text{and} \quad \mu_v = 5.$$

Since, $N = S_0 + I_0 + R_0$, when all the initial conditions are known, N will be identifiable, therefore also β and β_v . We conclude that the model is structurally identifiable when the initial conditions are known, and state the result in the following proposition.

Proposition 3.11 *The model M_5 is structurally identifiable from the observation of cumulative cases when all the initial conditions are known.*

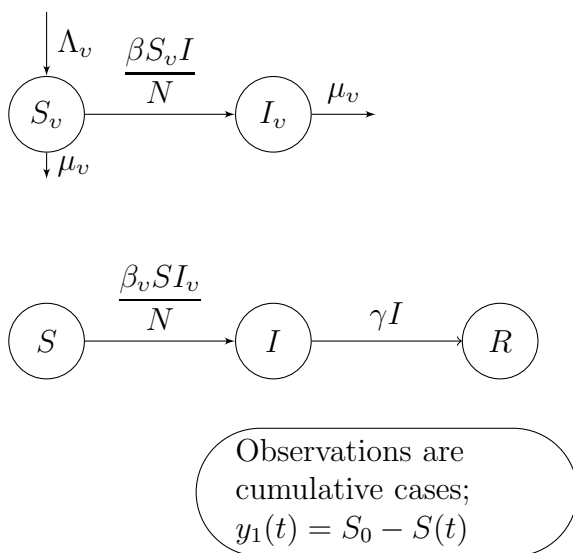
3.5 Epidemic Model M_6

$$\text{Model 6 (M}_6\text{): } \left\{ \begin{array}{l} \frac{dS_v}{dt} = \Lambda_v - \frac{\beta_I S_v I + \beta_A S_v A}{N} - \mu_v S_v, \\ \frac{dI_v}{dt} = \frac{\beta_I S_v I + \beta_A S_v A}{N} - \mu_v I_v, \\ \frac{dS}{dt} = -\frac{\beta_v I_v S}{N}, \\ \frac{dI}{dt} = \frac{\rho \beta_v I_v S}{N} - \gamma I, \\ \frac{dA}{dt} = \frac{(1 - \rho) \beta_v I_v S}{N} - \gamma A, \\ \frac{dR}{dt} = \gamma I + \gamma A \end{array} \right. \quad (\text{M}_6)$$

We proceed to conduct the structural identifiability analysis of the vector-borne model in M_6 , which incorporates an asymptomatic class to the vector-borne model M_5 . Therefore, this vector-borne model M_6 has six epidemiological states: the number of susceptible mosquitoes ($S_v(t)$), the number of infected mosquitoes ($I_v(t)$), the number of susceptible individuals ($S(t)$), the number of infected individuals ($I(t)$), the number of asymptomatic individuals ($A(t)$) and the number of recovered individuals ($R(t)$). As before, the birth and death rates of mosquito population are given by Λ_v and μ_v respectively. Likewise, γ is the recovery rate in human population. Since there are two infectious classes, there are two routes of transmission. The first route is when a susceptible mosquito bites a symptomatic infectious individual, and the other route is when a susceptible mosquito bites an asymptomatic infectious individual. We model the new incidences stemming in the mosquito population with the following term,

$$\frac{\beta_I S_v I + \beta_A S_v A}{N}$$

Figure 6: Flow chart of model M_5 showing the transition of individuals between the classes defined by disease status. Observations are the cumulative number of new cases. Structural identifiability analysis is summarized for when initial conditions are known and unknown.



Identifiability Results:

Without Initial Conditions

identifiable parameters: μ_v, γ

unidentifiable parameters:

$\beta, \beta_v, \Lambda_v, N$

parameter correlations $\frac{\beta}{N} = \frac{\hat{\beta}}{\hat{N}}$

and $\frac{\beta_v \Lambda_v}{N} = \frac{\hat{\beta}_v \hat{\Lambda}_v}{\hat{N}}$

Identifiability Results:

With Initial Conditions

identifiable parameters:

$\beta, \beta_v, \Lambda_v, \mu_v, \gamma, N$

β_I is the transmission rate from a symptomatic individual and β_A is the transmission rate from an asymptomatic individual to a susceptible mosquito. A susceptible individual becomes infected at rate β_v when bitten by an infectious mosquito. The ρ fraction of new infections show symptoms and move to the symptomatic class, and the remaining fraction $1 - \rho$ of the new infections move to the asymptomatic class. Clearly $\rho \leq 1$.

The initial conditions of the model are given by $S_v(0) = S_{v0}$, $I_v(0) = I_{v0}$, $S(0) = S_0$, $I(0) = I_0$, $A(0) = A_0$, and $R(0) = R_0$. The total human population, N remains the same throughout the epidemic, hence $N = S_0 + I_0 + A_0 + R_0$. The full parameter set of the model M_6 that we would like to identify given the observations is $\mathbf{p} = (N, \Lambda_v, \mu_v, \beta_v, \beta_A, \beta_I, \gamma, \rho)$.

Observations are the cumulative number of new infections: We again take the cumulative number of incidences as the observations for this vector-borne model M_6 .

$$y_1(t) = C(t) = \rho \int_0^t \frac{SI_v\beta_v}{N} = \rho(S(0) - S(t)). \quad (12)$$

As seen in (12), the cumulative incidence is equivalent to $\rho(S(0) - S(t))$. Here we investigate whether the epidemic model M_6 can reveal its epidemiological parameters, $\mathbf{p} = (N, \Lambda_v, \mu_v, \beta_v, \beta_A, \beta_I, \gamma, \rho)$, from the observation of the cumulative number of new cases.

DAISY first assigns the following integers for the model parameters (see Code 5),

$$\hat{\mathbf{p}} = \left\{ \hat{\beta}_I = 2, \hat{\beta}_A = 3, \hat{\mu}_v = 5, \hat{\beta}_v = 7, \hat{\rho} = 11, \hat{\gamma} = 13, \hat{\Lambda}_v = 17, \hat{N} = 19 \right\}$$

and then solves $c(\mathbf{p}) = c(\hat{\mathbf{p}})$ and gives the following results:

$$209\beta_I + 8N = 190\beta_A, \quad \frac{\beta_v\Lambda_v}{N} = \frac{119}{19}, \quad \rho = 11, \quad \gamma = 13, \quad \mu_v = 5 \quad (13)$$

Here, we would like to point out that the first correlation in (13), $209\beta_I + 8N = 190\beta_A$, is the same correlation (8) as we observed in model M_3 with an asymptomatic class. Namely,

$$\frac{\beta_I\rho + \beta_A(1 - \rho)}{N\rho} = \frac{\hat{\beta}_I\hat{\rho} + \hat{\beta}_A(1 - \hat{\rho})}{\hat{N}\hat{\rho}}$$

```

PARAMETER VALUES$
b2_ := {betai=2,betaa=3,muv=5,betav=7,rho1=11,gamma1=13,lambdaupsilon=17,n=19}$

MODEL PARAMETER SOLUTION(S)$

g_ := {{betaa=(209*betai + 8*n)/190,
betav=(119*n)/(19*lambdaupsilon),
gamma1=13,
muv=5,
rho1=11}}$

MODEL NON IDENTIFIABLE$

IDENTIFIABILITY WITH ALL INITIAL CONDITIONS (IC_)$

ic_ := {x1=x10,x2=x20,x3=x30,x4=x40,x5=x50,x6=x60}$

MODEL PARAMETER SOLUTIONS$

gi_ := {{lambdaupsilon=17,
betai=(2*n)/19,
betaa=(3*n)/19,
betav=(7*n)/19,
gamma1=13,
muv=5,
rho1=11}}$

MODEL NON IDENTIFIABLE$

```

Code 5: DAISY identifiability result for model M_6 .

with now $\rho = \hat{\rho} = 11$. (DAISY input code and results available in file named Model6_inputcode and Model5_results in github) We see from the DAISY result (13) that the parameters γ and μ_v are identifiable, and there exist the following correlations involving other parameters:

$$\frac{\beta_v \Lambda_v}{N} = \frac{\hat{\beta}_v \hat{\Lambda}_v}{\hat{N}} \quad \text{and} \quad \frac{\beta_I \hat{\rho} + \beta_A(1 - \hat{\rho})}{N \hat{\rho}} = \frac{\hat{\beta}_I \hat{\rho} + \hat{\beta}_A(1 - \hat{\rho})}{\hat{N} \hat{\rho}}$$

This means, β_v can be identified only if N and Λ_v are known and β_I can be identified only when β_A , N and ρ are known.

Proposition 3.12 *The model M_6 is not structurally identifiable from the observation of cumulative number of new infections.*

We continue with the structural identifiability analysis when all the initial conditions are known. DAISY solves $c(\mathbf{p}) = c(\hat{\mathbf{p}})$ together with all the characteristic set evaluated at time $t = 0$ gives the following solutions

$$\Lambda_v = 17 = \hat{\Lambda}_v, \quad \gamma = 13 = \hat{\gamma}, \quad \rho = 11 = \hat{\rho}, \quad \text{and} \quad \mu_v = 5 = \hat{\mu}_v$$

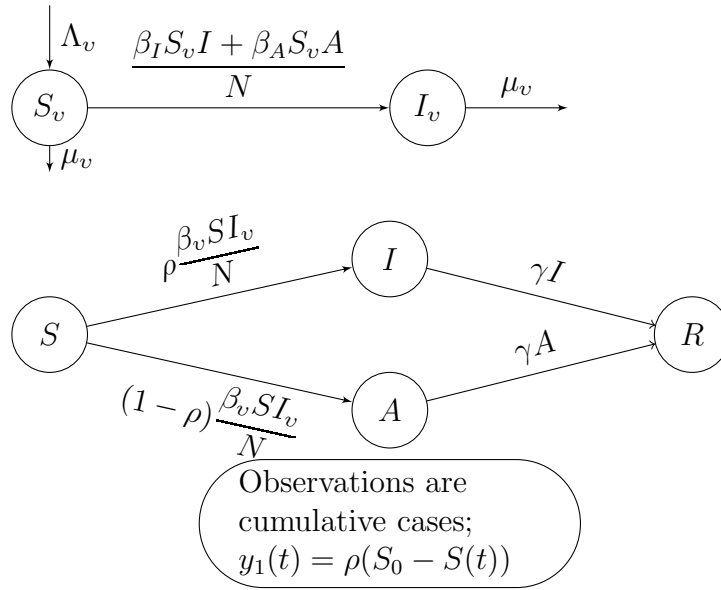
together with the following correlations

$$\frac{\beta_v}{N} = \frac{7}{19} = \frac{\hat{\beta}_v}{\hat{N}}, \quad \frac{\beta_A}{N} = \frac{3}{19} = \frac{\hat{\beta}_A}{\hat{N}}, \quad \frac{\beta_I}{N} = \frac{2}{19} = \frac{\hat{\beta}_I}{\hat{N}},$$

This means then when we fix the total population size, N the parameters β_A , β_v and β_I will be identified. Since, $N = S_0 + I_0 + A_0 + R_0$, we conclude that the model is structurally identifiable when the initial conditions are known.

Proposition 3.13 *The model M_6 is structurally identifiable from the observation of cumulative cases when all the initial conditions are known.*

Figure 7: Flow chart of model M_6 showing the transition of individuals between the classes defined by disease status. Observations are the cumulative number of new cases. Structural identifiability analysis is summarized for the scenario when the initial conditions are known and unknown.



Identifiability Results:
Without Initial Conditions
 identifiable parameters: μ_v, γ, ρ
 unidentifiable parameters:
 $\beta_A, \beta_I, \beta_v, \Lambda_v, N$
 parameter correlations $\frac{\beta_v \Lambda_v}{N} = \frac{\hat{\beta}_v \hat{\Lambda}_v}{\hat{N}}$,
 $\frac{\beta_I \hat{\rho} + \beta_A (1 - \hat{\rho})}{N \hat{\rho}} = \frac{\hat{\beta}_I \hat{\rho} + \hat{\beta}_A (1 - \hat{\rho})}{\hat{N} \hat{\rho}}$

Identifiability Results:
With Initial Conditions
 identifiable parameters:
 $\beta_A, \beta_I, \beta_v, \Lambda_v, \mu_v, \gamma, \rho, N$

3.6 Epidemic Model M_7

$$\text{Model 7 (M}_7\text{): } \left\{ \begin{array}{l} \frac{dS}{dt} = \frac{-(\beta_I I + \beta_H H + \beta_D D)S}{N}, \\ \frac{dE}{dt} = \frac{(\beta_I I + \beta_H H + \beta_D D)S}{N} - kE, \\ \frac{dI}{dt} = kE - (\alpha + \gamma_I + \delta_I)I, \\ \frac{dH}{dt} = \alpha I - (\gamma_H + \delta_H)H, \\ \frac{dR}{dt} = \gamma_I I + \gamma_H H, \\ \frac{dD}{dt} = \delta_I I + \delta_H H. \end{array} \right. \quad (\text{M}_7)$$

This epidemic model is motivated by the transmission dynamics of Ebola where transmission may be amplified in health-care settings and during funerals of Ebola deceased individuals [27]. It keeps track of six epidemiological states: The number of susceptible individuals ($S(t)$), the number of latent individuals ($E(t)$), the number of infected individuals in the community ($I(t)$), the number of hospitalized individuals ($H(t)$), the number of recovered individuals ($R(t)$) and the number of disease-induced deaths ($D(t)$). Here, susceptible individuals can become exposed to Ebola virus by close contact with infected individuals in the community at the rate β_I , with hospitalized individuals at the rate β_H or Ebola-deceased individuals at rate β_D . An exposed individual becomes infectious with Ebola after an average latent period of k days. Infectious individuals in the community recover at a rate γ_I or die from the disease at a rate δ_I . A hospitalized individual can either recover at rate γ_H or die at a rate δ_H . For this model, we would like to identify the parameters $\mathbf{p} = (\beta_I, \beta_H, \beta_D, k, \alpha, \delta_I, \delta_H, \gamma_H, \gamma_I)$ given the observations.

Number of new infected cases are observed: We will first examine the case when the observed data corresponds to the number of new infections, that is $y_1(t) = kE(t)$. Using DAISY (DAISY input code and results available in file named Model7a-inputcode and Model7a-results), we obtain the following input-output equation.

$$0 = y_1'' + y_1' \frac{(\alpha\beta_H + \beta_D\delta_I + \beta_I\delta_H + \beta_I\gamma_H)}{\beta_I} + y_1 \frac{\beta_D}{\beta_I} (\alpha\delta_H + \delta_H\delta_I + \delta_I\gamma_H) \quad (14)$$

We note that parameters k and γ_I do not appear in the the input-output equation (14). Hence, these parameters cannot be identified from the observations of new Ebola cases alone. Following the definition of structural identifiability, we first set $c(\mathbf{p}) = c(\hat{\mathbf{p}})$, that is

$$\frac{(\alpha\beta_H + \beta_D\delta_I + \beta_I\delta_H + \beta_I\gamma_H)}{\beta_I} = \frac{(\hat{\alpha}\hat{\beta}_H + \hat{\beta}_D\hat{\delta}_I + \hat{\beta}_I\hat{\delta}_H + \hat{\beta}_I\hat{\gamma}_H)}{\hat{\beta}_I} \quad (15)$$

and

$$\frac{\beta_D}{\beta_I}(\alpha\delta_H + \delta_H\delta_I + \delta_I\gamma_H) = \frac{\hat{\beta}_D}{\hat{\beta}_I}(\hat{\alpha}\hat{\delta}_H + \hat{\delta}_H\hat{\delta}_I + \hat{\delta}_I\hat{\gamma}_H) \quad (16)$$

Solving $c(\mathbf{p}) = c(\hat{\mathbf{p}})$ for the model parameters, we obtain the same correlations (15) and (16). Therefore, we conclude that the model (M₇) is not structured to reveal all its parameters from the number of newly infected cases alone.

Proposition 3.14 *The model M₇ is not structurally identifiable from the observations of newly infected cases.*

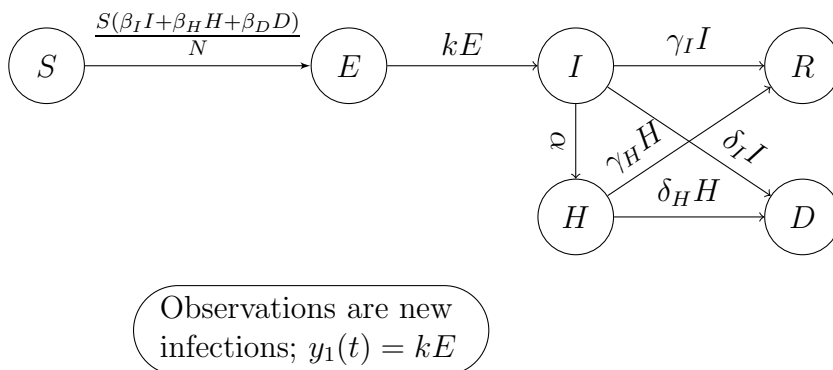
We note that DAISY does not yield results when all initial conditions are known.

Number of new infections and hospitalizations are observed:

Since the model parameters are not identifiable when the number of new infections are known, we continue our analysis of model M₇ when data on the number of new hospitalizations are also available. That is, we observe both the number of new infections $y_1(t) = kE(t)$ and new hospitalizations $y_2(t) = \alpha I(t)$. In this scenario, DAISY yields the following input-output equations (DAISY input code and results available in file named Model7b-inputcode and Model7b-results).

$$\begin{aligned} 0 &= y_1' - \frac{y_1}{\beta_I}(-\alpha\beta_H + \alpha\beta_I - \beta_D\delta_I - \beta_I\delta_H + \beta_I\delta_I - \beta_I\gamma_H + \beta_I\gamma_I) - \frac{y_2}{\alpha\beta_I}(\alpha^2\beta_H - \\ &\quad \alpha^2\beta_I - \alpha\beta_D\delta_H + \alpha\beta_D\delta_I + \alpha\beta_H\delta_I + \alpha\beta_H\gamma_I + \alpha\beta_I\delta_H - 2\alpha\beta_I\delta_I + \alpha\beta_I\gamma_H - 2\alpha\beta_I\gamma_I - \\ &\quad \beta_D\delta_H\delta_I + \beta_D\delta_I^2 - \beta_D\delta_I\gamma_H + \beta_D\delta_I\gamma_I + \beta_I\delta_H\delta_I + \beta_I\delta_H\gamma_I - \beta_I\delta_I^2 + \beta_I\delta_I\gamma_H - 2\beta_I\delta_I\gamma_I + \\ &\quad \beta_I\gamma_H\gamma_I - \beta_I\gamma_I^2) \\ 0 &= y_2' - y_1\alpha + y_2(\alpha + \delta_I + \gamma_I) \end{aligned}$$

Figure 8: Flow chart of model M_7 showing the transition of individuals between the classes defined disease status. Observations are new infections. Structural identifiability analysis is summarized for the scenario when initial conditions are known and unknown.



Identifiability Results:
Without Initial Conditions
 identifiable parameters: None
 unidentifiable parameters:
 $\beta_I, \beta_H, \beta_D, k, \alpha, \delta_I, \delta_H, \gamma_H, \gamma_I$
 parameter correlations: See
 equation (15) and (16)

Identifiability Results:
With Initial Conditions
 identifiable parameters: DAISY
 did not give any results for this
 case.

We solve $c(\mathbf{p}) = c(\hat{\mathbf{p}})$ and obtain

$$\begin{aligned} \{\alpha = \hat{\alpha}, \quad \gamma_I + \delta_I = +\hat{\delta}_I + \hat{\gamma}_I, \quad \beta_H = \frac{1}{\hat{\alpha}\beta_D\hat{\beta}_I\delta_I}(\hat{\alpha}\beta_D\beta_I\hat{\beta}_I\delta_H - \hat{\alpha}\hat{\beta}_D^2\hat{\delta}_H + \hat{\alpha}\beta_D\hat{\beta}_H\beta_I\delta_I + \\ \beta_D\beta_I\hat{\beta}_I\hat{\delta}_H\delta_I - \beta_D^2\hat{\beta}_I\delta_I^2 - \hat{\beta}_D\beta_I^2\hat{\delta}_H\hat{\delta}_I + \beta_D\hat{\beta}_D\beta_I\delta_I\hat{\delta}_I + \beta_D\beta_I\hat{\beta}_I\delta_I\hat{\gamma}_H - \hat{\beta}_D\beta_I^2\hat{\delta}_I\hat{\gamma}_H), \\ \gamma_H = \frac{1}{\beta_D\hat{\beta}_I\delta_I}(-\hat{\alpha}\beta_D\hat{\beta}_I\delta_H + \hat{\alpha}\hat{\beta}_D\beta_I\hat{\delta}_H - \beta_D\hat{\beta}_I\delta_H\delta_I + \hat{\beta}_D\beta_I\hat{\delta}_H\hat{\delta}_I + \hat{\beta}_D\beta_I\hat{\delta}_I\hat{\gamma}_H)\} \end{aligned} \quad (17)$$

As seen from (17), we can only identify the parameter α and the sum $\gamma_I + \delta_I$, while the rest of the parameters are involved in complex correlations. Furthermore, the parameter k does not appear in the input output equations. We conclude that the model M_7 is not identifiable from the observations of newly infected cases and hospitalizations.

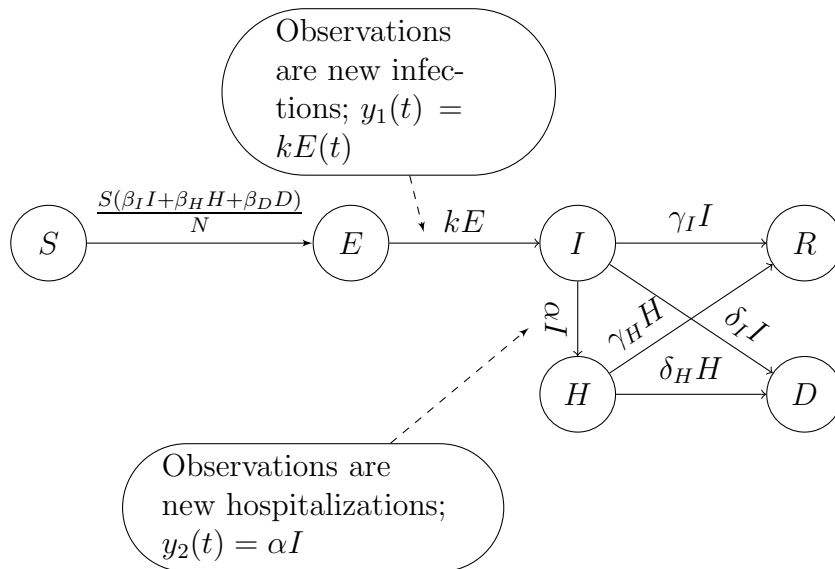
Proposition 3.15 *The model M_7 is not structurally identifiable from the number of newly infected cases and hospitalizations.*

Number of new infections, hospitalizations and deaths are observed:

We now consider the scenario when the number of new deaths from the disease are available in addition to the number of new cases and hospitalizations. Hence, here we observe three datasets: the number of newly infected cases $y_1(t) = kE(t)$, the number of new hospitalizations $y_2(t) = \alpha I(t)$, and the number of new deaths $y_3(t) = \delta_I I(t) + \delta_H H(t)$. Using DAISY, we obtain the following input-output equations (DAISY input code and results available in file named Model7c-inputcode and Model7c-results):

$$\begin{aligned} 0 &= y_2' - y_1\alpha + y_2(\alpha + \delta_I + \gamma_I) \\ 0 &= y_3' - y_1\delta_I + \frac{y_2}{\alpha\beta_H}(\alpha\beta_H\delta_I - \beta_D\delta_H\delta_I - \beta_H\delta_H\delta_I + \beta_H\delta_I^2 + \beta_H\delta_I\gamma_I + \beta_I\delta_H^2) + \\ & y_3 \frac{\beta_D\delta_H}{\beta_H} \\ 0 &= y_1' - \frac{y_3''}{\delta_I} + y_1(\alpha - \delta_H + \delta_I + \gamma_I) - \frac{y_2}{\alpha\beta_H\delta_I}(-\alpha^2\beta_H\delta_I - \alpha\beta_H\delta_H^2 + \alpha\beta_H\delta_H\delta_I - \\ & 2\alpha\beta_H\delta_I^2 - 2\alpha\beta_H\delta_I\gamma_I + \beta_D\delta_H^2\delta_I + \beta_D\delta_H\delta_I\gamma_H + \beta_H\delta_H\delta_I^2 + \beta_H\delta_H\delta_I\gamma_I - \beta_H\delta_I^3 - \\ & 2\beta_H\delta_I^2\gamma_I - \beta_H\delta_I\gamma_I^2 - \beta_I\delta_H^3 - \beta_I\delta_H^2\gamma_H) + y_3 \frac{\beta_D\delta_H}{\beta_H\delta_I}(\delta_H + \gamma_H) \end{aligned} \quad (18)$$

Figure 9: Flow chart of model M_7 showing the transition of individuals between the classes defined disease status. Observations are the newly infected cases and new hospitalizations. Structural identifiability analysis is summarized for the scenario when initial conditions are known and unknown.



Identifiability Results:
Without Initial Conditions
 identifiable parameters: α
 unidentifiable parameters:
 $k, \beta_I, \beta_H, \beta_D, k, \alpha, \delta_I, \delta_H, \gamma_H, \gamma_I$
 parameter correlations: see (17)

Identifiability Results:
With Initial Conditions
 identifiable parameters: DAISY
 did not give any results for this case.

As before, we first set $c(\mathbf{p}) = c(\hat{\mathbf{p}})$, and solve for the model parameters and obtain the following parameter correlations,

$$\{\alpha = \hat{\alpha}, \quad \delta_I = \hat{\delta}_I, \quad \gamma_I = \hat{\gamma}_I, \quad \delta_H = \hat{\delta}_H, \quad \gamma_H = \hat{\gamma}_H, \quad \frac{\beta_D}{\beta_H} = \frac{\hat{\beta}_D}{\hat{\beta}_H}, \quad \frac{\beta_I}{\beta_H} = \frac{\hat{\beta}_I}{\hat{\beta}_H}\}$$

We can identify parameters $\alpha, \delta_I, \gamma_I, \delta_H, \gamma_H$ and the ratios $\frac{\beta_D}{\beta_H}, \frac{\beta_I}{\beta_H}$. Also, the parameter k is not identifiable since it does not appear in the input-output equations. This implies that the model M_7 is not structurally identifiable given the number of new cases, new hospitalizations and new deaths observations because we are only able to identify parameters $\alpha, \gamma_I, \delta_I, \delta_H$ and γ_H .

Proposition 3.16 *The model M_7 is not structurally identifiable from the number of newly infected cases, new hospitalizations, and new deaths.*

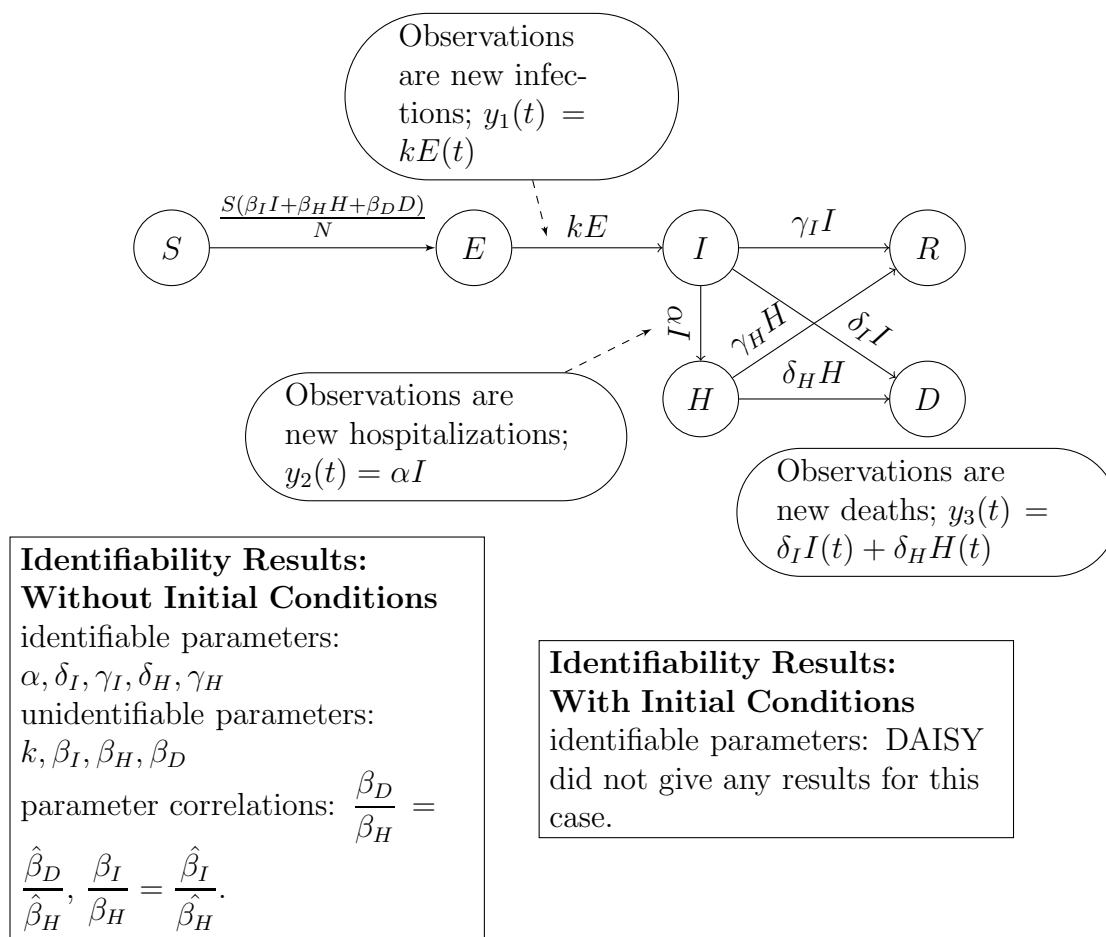
If we assume that transmission stemming from the death compartment is negligible, we can eliminate the term $\beta_D DS$ and obtain a simpler version of the model (M_7):

$$\text{Model 7' (M}'_7\text{): } \left\{ \begin{array}{l} \frac{dS}{dt} = \frac{-(\beta_I I + \beta_H H)S}{N}, \\ \frac{dE}{dt} = \frac{(\beta_I I + \beta_H H)S}{N} - kE, \\ \frac{dI}{dt} = kE - (\alpha + \gamma_I + \delta_I)I, \\ \frac{dH}{dt} = \alpha I - (\gamma_H + \delta_H)H, \\ \frac{dR}{dt} = \gamma_I I + \gamma_H H, \\ \frac{dD}{dt} = \delta_I I + \delta_H H. \end{array} \right. \quad (\text{M}'_7)$$

Using DAISY (DAISY input code and results available in file named Model7'-inputcode and Model7'-results), we obtain the following result,

$$\{\beta_I = \hat{\beta}_I, \quad \beta_H = \hat{\beta}_H, \quad k = \hat{k}, \quad \alpha = \hat{\alpha}, \quad \gamma_I = \hat{\gamma}_I, \quad \delta_I = \hat{\delta}_I, \quad \gamma_H = \hat{\gamma}_H, \quad \delta_H = \hat{\delta}_H\}$$

Figure 10: Flow chart of model M_7 showing the transition of individuals between the classes defined disease status. Observations are new infections, new hospitalizations and new deaths. Structural identifiability analysis is summarized for the scenario when initial conditions are known and unknown.



Proposition 3.17 *The model M_7 is structurally identifiable from the number of newly infected cases, new hospitalizations, and new deaths.*

Also, when all initial conditions are known, DAISY does not yield any results for any of these cases.

3.7 Epidemic Model M_8

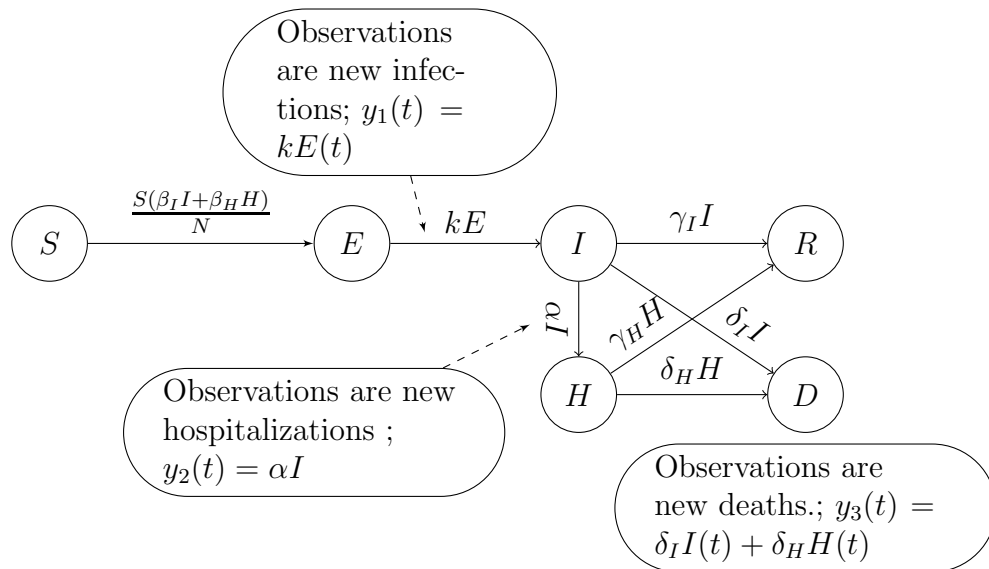
$$\text{Model 8 (M}_8\text{): } \left\{ \begin{array}{l} \frac{dS}{dt} = -\frac{(\beta_\rho I_\rho + \beta_I I)S}{N}, \\ \frac{dE}{dt} = \frac{(\beta_\rho I_\rho + \beta_I I)S}{N} - kE, \\ \frac{dI_\rho}{dt} = kE - k_\rho I_\rho - \gamma_\rho I_\rho, \\ \frac{dI}{dt} = k_\rho I_\rho - \gamma I - \delta I, \\ \frac{dR}{dt} = \gamma I + \gamma_\rho I_\rho, \\ \frac{dD}{dt} = \delta I \end{array} \right. \quad (\text{M}_8)$$

This model is motivated by the transmission dynamics of COVID-19 where pre-symptomatic and symptomatic cases contribute to the transmission process [17]. This epidemic model involves six epidemiological states: The number of susceptible individuals ($S(t)$), the number of latent individuals ($E(t)$), the number of pre-symptomatic individuals ($I_\rho(t)$), the number of symptomatic individuals ($I(t)$), the number of recovered individuals ($R(t)$) and the number of deaths ($D(t)$). Unlike the previous models, this model has a pre-symptomatic infectious state. We would like to identify the parameters $\mathbf{p} = (\beta_\rho, \beta_I, k, k_\rho, \gamma, \gamma_\rho, \delta)$.

Number of new symptomatic cases $k_\rho I_\rho$ is observed. We begin by considering the scenario in which the observed data corresponds to the number of new cases, $y_1(t) = k_\rho I_\rho(t)$. In this scenario, DAISY is not able to derive a result (DAISY input code available in file named Model8a-inputcode).

Number of new symptomatic cases $k_\rho I_\rho$ and deaths δI are observed. Next, we analyze the scenario when the observations correspond to both the

Figure 11: Flow chart of model M'_7 showing the transition of individuals between the classes defined disease status. Observations are new infections, new hospitalizations and new deaths. Structural identifiability analysis is summarized for the scenario when initial conditions are known and unknown.



Identifiability Results:
Without Initial Conditions
 identifiable parameters:
 $\alpha, \delta_I, \gamma_I, \delta_H, \gamma_H, k, \beta_I, \beta_H, \beta_D$
 unidentifiable parameters: None
 parameter correlations: None

Identifiability Results:
With Initial Conditions
 identifiable parameters: DAISY
 did not give any results for this case.

number of new cases and deaths;

$$y_1(t) = k_\rho I_\rho(t) \quad \text{and} \quad y_2(t) = \delta I(t).$$

This time, DAISY derives the input-output equations (see files Model8b-inputcode and Model8b-results in github). DAISY assigns the following integers to the model parameters,

$$\hat{\mathbf{p}} = \left\{ \hat{\beta}_\rho = 2, \hat{\beta}_I = 3, \hat{k} = 5, \hat{k}_\rho = 7, \hat{\gamma}_\rho = 11, \hat{\gamma} = 13, \hat{\delta} = 17 \right\}$$

and then solves $c(\mathbf{p}) = c(\hat{\mathbf{p}})$ and gives the following results:

$$7\beta_\rho + 2\gamma_\rho = 36, \quad \delta = 17, \quad \gamma = 13, \quad k = 5, \quad \beta_I = 3, \quad k_\rho + \gamma_\rho = 18. \quad (19)$$

and

$$7\beta_\rho + 2\gamma_\rho = 10, \quad \delta = 17, \quad \gamma = 13, \quad k = 18, \quad \beta_I = 3, \quad k_\rho + \gamma_\rho = 5. \quad (20)$$

In this case, DAISY yields two possible solution sets given in (19) and (20). While the parameters γ , δ , and β_I are identifiable, parameters β_ρ , γ_ρ and k_ρ are not identifiable. Parameter k may have 2 different solutions, $k = \hat{k}$ which is the true solution or $k = \hat{k}_\rho + \hat{\gamma}_\rho$. Even in the case when k is identified correctly, which is the solution set (19), several correlations involve parameters $\beta_\rho, \gamma_\rho, k_\rho$ and γ_ρ . Therefore, we reach the following proposition for the identifiability of M_8 based on the observed number of new symptomatic cases and deaths.

Proposition 3.18 *The model M_8 is not structurally identifiable from the observation of new cases and new deaths. Only the parameters γ , δ , β_I are identifiable.*

Differential algebra approach uncovers the parameter correlations and discovering the parameter correlations enables the formulation of a structurally identifiable model. For instance, if the recovery rate of the pre-symptomatic individuals is known, that is if γ_ρ is fixed, then the correlation $k_\rho + \gamma_\rho = 36$ will reveal k_ρ . Similarly, the correlation $7\beta_\rho + 2\gamma_\rho = 36$ would reveal β_ρ . Because there are two sets of solutions, in order to obtain a structurally identifiable model, we must additionally set the incubation period k in addition to the recovery rate γ_ρ . To check this, we first ran the model (see files

Model8c-inputcode and Model8c-results in github) by fixing the value of γ_ρ at 11. Then DAISY assigns the following integers to the model parameters,

$$\hat{\mathbf{p}} = \left\{ \hat{\beta}_\rho = 2, \hat{\beta}_I = 3, \hat{k} = 5, \hat{k}_\rho = 7, \hat{\gamma} = 11, \hat{\delta} = 13 \right\}$$

and then solves $c(\mathbf{p}) = c(\hat{\mathbf{p}})$ and gives the following results:

$$\beta_I = 3, \quad \beta_\rho = 2, \quad \delta = 13, \quad \gamma = 11, \quad k = 5, \quad k_\rho = 7. \quad (21)$$

and

$$\beta_I = 3, \quad \beta_\rho = -12/7, \quad \delta = 13, \quad \gamma = 11, \quad k = 18, \quad k_\rho = -6. \quad (22)$$

Here, we see that the parameter k is alternating again and the parameters β_ρ and k_ρ have negative values. Therefore, we ran the model again by fixing the values of γ_ρ at 11 and k at 5 (see files Model8d-inputcode and Model8d-results in github). Now, DAISY assigns the following integers to the model parameters,

$$\hat{\mathbf{p}} = \left\{ \hat{\beta}_\rho = 2, \hat{\beta}_I = 3, \hat{k}_\rho = 5, \hat{\gamma} = 7, \hat{\delta} = 11 \right\}$$

and then solves $c(\mathbf{p}) = c(\hat{\mathbf{p}})$, declaring the model as globally identifiable with the following model parameter solution:

$$\beta_I = 3, \quad \beta_\rho = 2, \quad \delta = 11, \quad \gamma = 7, \quad k_\rho = 5. \quad (23)$$

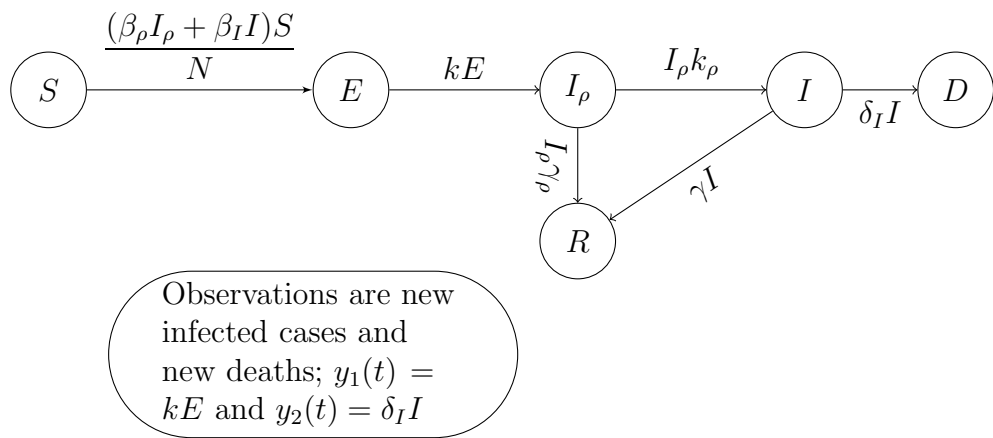
We summarize the result in the following Proposition 3.19.

Proposition 3.19 *If the pre-symptomatic recovery rate (γ_ρ) and the incubation period ($1/k$) are fixed, then the model M_8 becomes structurally identifiable from the observation of new cases and new deaths.*

Next we carry out the structural identifiability analysis of the model M_8 from the observation of new cases and deaths when all the initial conditions are known. With known initial conditions, DAISY solves $c(\mathbf{p}) = c(\hat{\mathbf{p}})$ together with the characteristic set evaluated at time $t = 0$ and provides the following solution $\gamma = 13$, $\beta_\rho = 2$, $\gamma_\rho = 11$, $\beta_I = 3$, $\delta = 17$, $k = 5$, and $k_\rho = 7$. Therefore, we conclude that the model is structurally identifiable when the initial conditions are known, and reach the following proposition.

Proposition 3.20 *The model M_8 is structurally identifiable from the observation of new cases and deaths when all the initial conditions are known.*

Figure 12: Flow chart of model M_8 showing the transition of individuals between the classes defined by disease status. Observations are the new infected cases and new deaths. Structural identifiability analysis is summarized for when initial conditions are known and unknown.



**Identifiability Results:
Without Initial Conditions**
 identifiable parameters: γ, δ, β_I
 unidentifiable parameters: $\beta_\rho, \gamma_\rho, k$ and k_ρ
 parameter correlations: Two sets of correlation shown in (19) and (20)

**Identifiability Results:
With Initial Conditions**
 identifiable parameters: $\gamma, \delta, \gamma_\rho, k, k_\rho, \beta_\rho$ and β_I

Notation	Meaning	Used in model
$S(t)$	Number of susceptible individuals at time t	$M_1, M_2, M_3, M_4, M_5, M_6, M_7, M_8$
$S_v(t)$	Number of susceptible mosquitoes at time t	M_5, M_6
$E(t)$	Number of exposed individuals at time t	$M_1, M_2, M_3, M_4, M_7, M_8$
$I(t)$	Number of infected individuals at time t	$M_1, M_2, M_3, M_4, M_5, M_6, M_7, M_8$
$I_v(t)$	Number of infected mosquitoes at time t	M_5, M_6
$I_\rho(t)$	Number of pre-symptomatic individuals at time t	M_8
$A(t)$	Number of asymptomatic individuals at time t	M_2, M_3, M_4, M_6
$R(t)$	Number of recovered individuals at time t	$M_1, M_2, M_3, M_5, M_6, M_7, M_8$
$H(t)$	Number of hospitalized individuals at time t	M_7
$D(t)$	Number of dead individuals at time t	M_4, M_7, M_8

Table 1: State variables and their definitions of the models M_1 through M_8 .

Notation	Meaning	Used in model
β	Transmission rate in human population	M_1, M_2, M_4, M_5
β_I	Transmission rate in infected human population	M_3, M_6, M_7, M_8
β_ρ	Transmission rate in pre-symptomatic human population	M_8
β_A	Transmission rate in asymptomatic individuals	M_3, M_6, M_8
β_v	Transmission rate in mosquito	M_5
β_H	Transmission rate in hospitalized individuals	M_7
β_D	Transmission rate from dead individuals	M_7
k	Latent period	$M_1, M_2, M_3, M_4, M_7, M_8$
k_ρ	The fraction of pre-symptomatic individuals who develop symptom	M_8
ρ	The fraction of infected individuals who show symptoms (always less than 1)	M_2, M_3, M_4, M_6
γ	Recovery rate	$M_1, M_2, M_3, M_4, M_5, M_6$
γ_I	Recovery rate for infected	M_7
γ_H	Recovery rate for hospitalized	M_7
γ_ρ	The fraction of pre-symptomatic individuals who recover	M_8
δ	Death rate due to disease among individuals	M_4, M_7
δ_H	Death rate among hospitalized individuals	M_7
δ_I	Death rate among infected individuals	M_7
Λ_v	Rate at which mosquitoes enter the susceptible class	M_5, M_6
μ_v	Natural death rate of mosquitoes	M_5, M_6
α	Rate of hospitalization of infected individuals	M_7

Table 2: Parameters and their definitions the models M_1 through M_8 .

4 Discussion

In this paper, we have reviewed and illustrated a differential algebra approach to carry out structural identifiability analyses of epidemic models based on

Model	Observed states	Identifiable parameters	Unidentifiable parameters
M ₁	Number of new infected cases (kE)	k, γ	β, N
M ₂	Number of new infected symptomatic cases ($k\rho E$)	k, γ	ρ, β, N
M ₃	Number of new infected symptomatic cases ($k\rho E$)	k, γ	$\rho, \beta_A, \beta_I, N$
M ₄	Number of new infected cases (kE)	k	β, δ, γ
M ₄	Number of new infected cases (kE) and new deaths (δI)	k, β, δ, γ	-
M ₅	Cumulative number of new incidence ($S_0 - S_t$)	γ, μ_v	$\beta, \beta_v, \Lambda_v, N$
M ₆	Cumulative number of new incidence ρ ($S_0 - S_t$)	γ, μ_v, ρ	$\beta_A, \beta_I, \beta_v, \Lambda_v, N$
M ₇	Number of new infected cases (kE)	-	$\beta_I, \beta_H, \beta_D, k, \alpha, \delta_I, \delta_H, \gamma_H, \gamma_I$
M ₇	Number of new infected cases (kE) and new hospitalization (αI)	α	$k, \beta_I, \beta_H, \beta_D, k, \alpha, \delta_I, \delta_H, \gamma_H, \gamma_I$
M ₇	Number of new infected cases (kE), new hospitalization (αI) and, new deaths ($\delta_I I + \delta_H H$)	$\alpha, \delta_I, \gamma_I, \delta_H, \gamma_H$	$k, \beta_I, \beta_H, \beta_D$
M ₈	Number of new infected cases (kE)	No result obtained from DAISY	$\gamma, \delta, \gamma_\rho, k, k_\rho, \beta_\rho, \beta_I$
M ₈	Number of new infected cases (kE) and new deaths ($\delta_I I$)	$\gamma, \delta, k, \beta_I$	$\beta_\rho, \gamma_\rho, k_\rho$

Table 3: Summary of identifiability results of the models M₁ through M₈ with corresponding observed states and when initial conditions are not known.

Model	Observed states	Identifiability result
M ₁	Number of new infected cases (kE)	All parameters identifiable (k, γ, β, N)
M ₂	Number of new infected symptomatic cases ($k\rho E$)	All parameters identifiable ($k, \gamma, \rho, \beta, N$)
M ₃	Number of new infected symptomatic cases ($k\rho E$)	All parameters identifiable ($k, \gamma, \rho, \beta_A, \beta_I, N$)
M ₄	Number of new infected cases (kE)	No information in description...
M ₄	Number of new infected cases (kE) and new deaths (δI)	All parameters (k, β, δ, γ) identifiable All parameters identifiable
M ₅	Cumulative number of new incidence ($S_0 - S_t$)	($\gamma, \mu_v, \beta, \beta_v, \Lambda_v, N$)
M ₆	Cumulative number of new incidence ρ ($S_0 - S_t$)	All parameters identifiable ($\gamma, \rho, \mu_v, \beta_A, \beta_I, \beta_v, \Lambda_v, N$)
M ₇	Number of new infected cases (kE)	No result obtained from DAISY
M ₇	Number of new infected cases (kE) and new hospitalization (αI)	No result obtained from DAISY
M ₇	Number of new infected cases (kE), new hospitalization (αI) and, new deaths ($\delta_I I + \delta_H H$)	No result obtained from DAISY
M ₈	Number of new infected cases (kE)	No result obtained from DAISY
M ₈	Number of new infected cases (kE) and new deaths ($\delta_I I$)	All parameters identifiable ($\gamma, \delta, k, \beta_I, \beta_\rho, \gamma_\rho, k_\rho$)

Table 4: Identifiability results of the models M₁ through M₈ with corresponding observed states and when initial conditions are known.

systems of differential equations using DAISY and *Mathematica* (Wolfram Research) when a limited set of state variables are observed. The power of this method lies in its ability to uncover parameter correlations that make a model structurally identifiable. We demonstrate how uncovering parameter

correlations via structural identifiability analysis can help resolve parameter identifiability roadblocks through various examples. In particular, a structurally identifiable model can be achieved by revising the structure of the model, obtaining additional information of specific parameters involved in the parameter correlations, or collecting additional data of certain states of the system. Our results underscore the need to ensure that a model is structurally identifiable before fitting it to actual data. Indeed, achieving a good fit to the data does not imply that the model parameters are structurally identifiable.

Our results indicate that lack of structural identifiability in models cannot necessarily be remedied by blindly fixing parameters based on existing literature or collecting more data about other system states. It is important to gain insight on how the structure of the model contributes to the lack of parameter identifiability. While several methods exist to conduct structural identifiability analyses of dynamical systems[18, 19, 20, 21, 22, 9, 28], the differential algebra approach employed here goes a step further by providing information about existing parameter correlations, which can guide the researcher to resolve parameter identifiability issues.

We have also shown how results of structural identifiability analyses help enrich compartmental diagrams of differential-equation models by incorporating two pieces of information: The observed variables (e.g., new cases or new deaths) and the corresponding results of the structural identifiability analysis (i.e. whether parameters are identifiable or not). Importantly, these enhanced diagrams can feature different parameter identifiability configurations for the same model but different observed state variables.

Overall, our analyses indicate that parameter identifiability issues are more likely to arise as model complexity increases in the number of equations/states and parameters. However, incorporating additional data about other system states may resolve the lack of structural identifiability. A limitation of the approach described in this paper is the difficulty of analyzing complex models. For situations where the differential algebra approach cannot reveal the structural identifiability properties of the model, alternative approaches could be explored (e.g, [28, 8]), but these often do not provide explicit answers about existing parameter correlations involved in the dynamical system.

The input codes and results from DAISY and Mathematica used in this study are freely available at <https://github.com/sushmadahal/Identifiability>. The GitHub repository also contains tutorial videos that describe model inputs and results for each of the models used in the paper.

5 Statements and Declarations

The authors report no conflicts of interests related to this article.

6 Appendix

6.1 Input-output equations of epidemic models

Input-output equation of the model M₂

$$\begin{aligned}
& (y_1''')^2 y_1' y_1 + (y_1''')^2 y_1^2 k - y_1''' (y_1'')^2 y_1 - y_1''' y_1'' (y_1')^2 + y_1''' y_1'' y_1' y_1 (2\gamma - k) + \\
& 2y_1''' y_1'' y_1^2 k (\gamma + k) - y_1''' (y_1')^3 (\gamma + k) + 4y_1''' (y_1')^2 y_1^2 \frac{\beta}{N} + y_1''' (y_1')^2 y_1 (\gamma^2 - 2k^2) + \\
& 8y_1''' y_1' y_1^3 \frac{\beta k}{N} + y_1''' y_1' y_1^2 \gamma k (2\gamma + k) + 4y_1''' y_1^4 \frac{\beta k^2}{N} + y_1''' y_1^3 \gamma^2 k^2 + (y_1'')^3 y_1' - (y_1'')^3 y_1 (\gamma + k) + \\
& 2(y_1'')^2 (y_1')^2 k - 3(y_1'')^2 y_1' y_1^2 \frac{\beta}{N} + (y_1'')^2 y_1' y_1 (\gamma^2 - \gamma k - 2k^2) - 3(y_1'')^2 y_1^3 \frac{\beta k}{N} + \\
& (y_1'')^2 y_1^2 k (\gamma^2 + 2\gamma k + k^2) + y_1'' (y_1')^3 (-2\gamma^2 - \gamma k + 2k^2) + 2y_1'' (y_1')^2 y_1^2 \frac{\beta(3\gamma - k)}{N} \\
& + y_1'' (y_1')^2 y_1 \frac{(\gamma^3 - \gamma^2 k - 3\gamma k^2 - 2k^3)}{N^2} + 2y_1'' y_1' y_1^3 \frac{\beta k(6\gamma + k)}{N} \\
& + y_1'' y_1' y_1^2 \frac{\gamma k(2\gamma^2 + 2\gamma k + k^2)}{N^2} + 2y_1'' y_1^4 \frac{\beta k^2(3\gamma + 2k)}{N} \\
& + y_1'' y_1^3 \gamma^2 k^2 (\gamma + k) - (y_1')^5 \frac{\beta}{N} + (y_1')^4 y_1 \frac{\beta(-4\gamma - 3k)}{N} \\
& + (y_1')^4 (-\gamma^3 - 2\gamma^2 k + k^3) + 4(y_1')^3 y_1^3 \frac{\beta^2}{N^2} + (y_1')^3 y_1^2 \frac{\beta(\gamma^2 - 6\gamma k - 6k^2)}{N} + \\
& (y_1')^3 y_1 \gamma k (-2\gamma^2 - 3\gamma k - k^2) + 12(y_1')^2 y_1^4 \frac{\beta^2 k}{N^2} + (y_1')^2 y_1^3 \frac{\beta k(3\gamma^2 - 4k^2)}{N} - \\
& (y_1')^2 y_1^2 \gamma^2 k^2 (\gamma + k) + 12y_1' y_1^5 \frac{\beta^2 k^2}{N^2} + \\
& y_1' y_1^4 \frac{\beta \gamma k^2 (3\gamma + 2k)}{N} + 4y_1^6 \frac{\beta^2 k^3}{N^2} + y_1^5 \frac{\beta \gamma^2 k^3}{N} = 0
\end{aligned} \tag{24}$$

Input-output equation of the model M₃

$$\begin{aligned}
& (y_1''')^2 y_1' y_1 + (y_1''')^2 y_1^2 k - y_1''' (y_1'')^2 y_1 - y_1''' y_1'' (y_1')^2 + y_1''' y_1'' y_1' y_1 (2\gamma - k) + \\
& 2y_1''' y_1'' y_1^2 k (\gamma + k) - y_1''' (y_1')^3 (\gamma + k) + 4y_1''' (y_1')^2 y_1^2 \frac{(-\beta_A \rho + \beta_A + \beta_I \rho)}{N\rho} + \\
& y_1''' (y_1')^2 y_1 (\gamma^2 - 2k^2) + 8y_1''' y_1' y_1^3 \frac{k(-\beta_A \rho + \beta_A + \beta_I \rho)}{N\rho} + y_1''' y_1' y_1^2 \gamma k (2\gamma + k) + \\
& 4y_1''' y_1^4 \frac{k^2(-\beta_A \rho + \beta_A + \beta_I \rho)}{N\rho} + y_1''' y_1^3 \gamma^2 k^2 + (y_1'')^3 y_1' - (y_1'')^3 y_1 (\gamma + k) + 2(y_1'')^2 (y_1')^2 k + \\
& 3(y_1'')^2 y_1' y_1^2 \frac{(\beta_A \rho - \beta_A - \beta_I \rho)}{N\rho} + (y_1'')^2 y_1' y_1 (\gamma^2 - \gamma k - 2k^2) + 3(y_1'')^2 y_1^3 \frac{k(\beta_A \rho - \beta_A - \beta_I \rho)}{N\rho} + \\
& (y_1'')^2 y_1^2 k (\gamma^2 + 2\gamma k + k^2) + y_1'' (y_1')^3 (-2\gamma^2 - \gamma k + 2k^2) + \\
& 2y_1'' (y_1')^2 y_1^2 \frac{(-3\beta_A \gamma \rho + 3\beta_A \gamma + \beta_A k \rho - \beta_A k + 3\beta_I \gamma \rho - \beta_I k \rho)}{N\rho} + \\
& y_1'' (y_1')^2 y_1 (\gamma^3 - \gamma^2 k - 3\gamma k^2 - 2k^3) + 2y_1'' y_1' y_1^3 \frac{k(-6\beta_A \gamma \rho + 6\beta_A \gamma - \beta_A k \rho + \beta_A k + 6\beta_I \gamma \rho + \beta_I k \rho)}{N\rho} + \\
& y_1'' y_1' y_1^2 \gamma k (2\gamma^2 + 2\gamma k + k^2) + 2y_1'' y_1^4 \frac{k^2(-3\beta_A \gamma \rho + 3\beta_A \gamma - 2\beta_A k \rho + 2\beta_A k + 3\beta_I \gamma \rho + 2\beta_I k \rho)}{N\rho} + \\
& y_1'' y_1^3 \gamma^2 k^2 (\gamma + k) + (y_1')^5 \frac{(\beta_A \rho - \beta_A - \beta_I \rho)}{N\rho} + \\
& (y_1')^4 y_1 \frac{(4\beta_A \gamma \rho - 4\beta_A \gamma + 3\beta_A k \rho - 3\beta_A k - 4\beta_I \gamma \rho - 3\beta_I k \rho)}{N\rho} + \\
& (y_1')^4 (-\gamma^3 - 2\gamma^2 k + k^3) + 4(y_1')^3 y_1^3 \frac{(\beta_A^2 \rho^2 - 2\beta_A^2 \rho + \beta_A^2 - 2\beta_A \beta_I \rho^2 + 2\beta_A \beta_I \rho + \beta_I^2 \rho^2)}{N^2 \rho^2} + \\
& (y_1')^3 y_1^2 \frac{(-\beta_A \gamma^2 \rho + \beta_A \gamma^2 + 6\beta_A \gamma k \rho - 6\beta_A \gamma k + 6\beta_A k^2 \rho - 6\beta_A k^2 + \beta_I \gamma^2 \rho - 6\beta_I \gamma k \rho - 6\beta_I k^2 \rho)}{N\rho} + \\
& (y_1')^3 y_1 \gamma k (-2\gamma^2 - 3\gamma k - k^2) + 12(y_1')^2 y_1^4 \frac{53 k(\beta_A^2 \rho^2 - 2\beta_A^2 \rho + \beta_A^2 - 2\beta_A \beta_I \rho^2 + 2\beta_A \beta_I \rho + \beta_I^2 \rho^2)}{N^2 \rho^2} +
\end{aligned}$$

$$\begin{aligned}
& (y_1')^2 y_1^3 \frac{k(-3\beta_A \gamma^2 \rho + 3\beta_A \gamma^2 + 4\beta_A k^2 \rho - 4\beta_A k^2 + 3\beta_I \gamma^2 \rho - 4\beta_I k^2 \rho)}{N\rho} - (y_1')^2 y_1^2 \gamma^2 k^2 (\gamma + k) + \\
& 12y_1' y_1^5 \frac{k^2(\beta_A^2 \rho^2 - 2\beta_A^2 \rho + \beta_A^2 - 2\beta_A \beta_I \rho^2 + 2\beta_A \beta_I \rho + \beta_I^2 \rho^2)}{N^2 \rho^2} + \\
& y_1' y_1^4 \frac{\gamma k^2 (-3\beta_A \gamma \rho + 3\beta_A \gamma - 2\beta_A k \rho + 2\beta_A k + 3\beta_I \gamma \rho + 2\beta_I k \rho)}{N\rho} + \\
& 4y_1^6 \frac{k^3(\beta_A^2 \rho^2 - 2\beta_A^2 \rho + \beta_A^2 - 2\beta_A \beta_I \rho^2 + 2\beta_A \beta_I \rho + \beta_I^2 \rho^2)}{N^2 \rho^2} + y_1^5 \frac{\gamma^2 k^3 (-\beta_A \rho + \beta_A + \beta_I \rho)}{N\rho} \\
& \hspace{15em} (25)
\end{aligned}$$

References

- [1] Fred Brauer. Some simple epidemic models. *Mathematical Biosciences & Engineering*, 3(1):1, 2006.
- [2] Julien Arino, Fred Brauer, Pauline van den Driessche, James Watmough, and Jianhong Wu. Simple models for containment of a pandemic. *Journal of the Royal Society Interface*, 3(8):453–457, 2006.
- [3] Gerardo Chowell, Carlos Castillo-Chavez, Paul W Fenimore, Christopher M Kribs-Zaleta, Leon Arriola, and James M Hyman. Model parameters and outbreak control for sars. *Emerging infectious diseases*, 10(7):1258, 2004.
- [4] G Chowell, E Shim, Fred Brauer, P Diaz-Dueñas, JM Hyman, and Carlos Castillo-Chavez. Modelling the transmission dynamics of acute haemorrhagic conjunctivitis: application to the 2003 outbreak in mexico. *Statistics in medicine*, 25(11):1840–1857, 2006.
- [5] Roy M Anderson, Christophe Fraser, Azra C Ghani, Christl A Donnelly, Steven Riley, Neil M Ferguson, Gabriel M Leung, Tai H Lam, and Anthony J Hedley. Epidemiology, transmission dynamics and control of sars: the 2002–2003 epidemic. *Philosophical Transactions of the Royal Society of London. Series B: Biological Sciences*, 359(1447):1091–1105, 2004.

- [6] Roy M Anderson, Hans Heesterbeek, Don Klinkenberg, and T Déirdre Hollingsworth. How will country-based mitigation measures influence the course of the covid-19 epidemic? *The lancet*, 395(10228):931–934, 2020.
- [7] Abba B Gumel, Shigui Ruan, Troy Day, James Watmough, Fred Brauer, P Van den Driessche, Dave Gabrielson, Chris Bowman, Murray E Alexander, Sten Ardal, et al. Modelling strategies for controlling sars outbreaks. *Proceedings of the Royal Society of London. Series B: Biological Sciences*, 271(1554):2223–2232, 2004.
- [8] Kimberlyn Roosa and Gerardo Chowell. Assessing parameter identifiability in compartmental dynamic models using a computational approach: application to infectious disease transmission models. *Theoretical Biology and Medical Modelling*, 16, 2019.
- [9] Alejandro F Villaverde, Antonio Barreiro, and Antonis Pappachristodoulou. Structural identifiability of dynamic systems biology models. *PLoS computational biology*, 12(10):e1005153, 2016.
- [10] Sheng Zhang, Joan Ponce, Zhen Zhang, Guang Lin, and George Karniadakis. An integrated framework for building trustworthy data-driven epidemiological models: Application to the covid-19 outbreak in new york city. *PLoS computational biology*, 17(9):e1009334, 2021.
- [11] Gemma Massonis, Julio R Banga, and Alejandro F Villaverde. Structural identifiability and observability of compartmental models of the covid-19 pandemic. *Annual reviews in control*, 51:441–459, 2021.
- [12] Timothy Sauer, Tyrus Berry, Donald Ebeigbe, Michael M Norton, Andrew J Whalen, and Steven J Schiff. Identifiability of infection model parameters early in an epidemic. *SIAM Journal on Control and Optimization*, (0):S27–S48, 2021.
- [13] Luca Gallo, Mattia Frasca, Vito Latora, and Giovanni Russo. Lack of practical identifiability may hamper reliable predictions in covid-19 epidemic models. *Science advances*, 8(3):eabg5234, 2012.
- [14] Chiara Piazzola, Lorenzo Tamellini, and Raúl Tempone. A note on tools for prediction under uncertainty and identifiability of sir-like dynamical systems for epidemiology. *Mathematical biosciences*, 332:108514, 2021.

- [15] Necibe Tuncer and Trang T Le. Structural and practical identifiability analysis of outbreak models. *Mathematical biosciences*, 299:1–18, 2018.
- [16] Claudio Cobelli and Joseph J Distefano 3rd. Parameter and structural identifiability concepts and ambiguities: a critical review and analysis. *American Journal of Physiology-Regulatory, Integrative and Comparative Physiology*, 239(1):R7–R24, 1980.
- [17] Necibe Tuncer, Archana Timsina, Miriam Nuno, Gerardo Chowell, and Maia Martcheva. Parameter identifiability and optimal control of an sars-cov-2 model early in the pandemic. *Journal of Biological Dynamics*, 16(1):412–438, 2022.
- [18] Hongyu Miao, Xiaohua Xia, Alan S Perelson, and Hulin Wu. On identifiability of nonlinear ode models and applications in viral dynamics. *SIAM review*, 53(1):3–39, 2011.
- [19] Hannu Pohjanpalo. System identifiability based on the power series expansion of the solution. *Mathematical biosciences*, 41(1-2):21–33, 1978.
- [20] Marisa C Eisenberg, Suzanne L Robertson, and Joseph H Tien. Identifiability and estimation of multiple transmission pathways in cholera and waterborne disease. *Journal of theoretical biology*, 324:84–102, 2013.
- [21] L Ljung and T Glad. Testing global identifiability for arbitrary model parameterizations. *IFAC Proceedings Volumes*, 24(3):1085–1090, 1991.
- [22] Oana-Teodora Chis, Julio R Banga, and Eva Balsa-Canto. Structural identifiability of systems biology models: a critical comparison of methods. *PloS one*, 6(11):e27755, 2011.
- [23] Giuseppina Bellu, Maria Pia Saccomani, Stefania Audoly, and Leontina D’Angiò. Daisy: A new software tool to test global identifiability of biological and physiological systems. *Computer methods and programs in biomedicine*, 88(1):52–61, 2007.
- [24] Fred Brauer, Carlos Castillo-Chavez, and Zhilan Feng. *Mathematical models in epidemiology*, volume 32. Springer, 2019.
- [25] G Chowell, CE Ammon, NW Hengartner, and JM Hyman. Transmission dynamics of the great influenza pandemic of 1918 in geneva, switzerland:

- Assessing the effects of hypothetical interventions. *Journal of theoretical biology*, 241(2):193–204, 2006.
- [26] Gerardo Chowell, Hiroshi Nishiura, and Luis MA Bettencourt. Comparative estimation of the reproduction number for pandemic influenza from daily case notification data. *Journal of the Royal Society Interface*, 4(12):155–166, 2007.
- [27] Judith Legrand, Rebecca Freeman Grais, Pierre-Yves Boelle, Alain-Jacques Valleron, and Antoine Flahault. Understanding the dynamics of ebola epidemics. *Epidemiology & Infection*, 135(4):610–621, 2007.
- [28] Hoon Hong, Alexey Ovchinnikov, Gleb Pogudin, and Chee Yap. Sian: software for structural identifiability analysis of ode models. *Bioinformatics*, 35(16):2873–2874, 2019.