

Automated classification for open-ended questions with BERT

Hyukjun Gweon* Matthias Schonlau†

Abstract

Manual coding of text data from open-ended questions into different categories is time consuming and expensive. Automated coding uses statistical/machine learning to train on a small subset of manually coded text answers. Recently, pre-training a general language model on vast amounts of unrelated data and then adapting the model to the specific application has proven effective in natural language processing. Using two data sets, we empirically investigate whether BERT, the currently dominant pre-trained language model, is more effective at automated coding of answers to open-ended questions than other non-pre-trained statistical learning approaches. We found fine-tuning the pre-trained BERT parameters is essential as otherwise BERT's is not competitive. Second, we found fine-tuned BERT barely beats the non-pre-trained statistical learning approaches in terms of classification accuracy when trained on 100 manually coded observations. However, BERT's relative advantage increases rapidly when more manually coded observations (e.g. 200-400) are available for training. We conclude that for automatically coding answers to open-ended questions BERT is preferable to non-pretrained models such as support vector machines and boosting.

*Department of Statistical and Actuarial Sciences, Western University, London, Ontario, N6A 5B7, Canada

†Department of Statistics and Actuarial Science, University of Waterloo, Waterloo, Ontario, N2L 3G1, Canada

1 Introduction

Open-ended questions are important because, unlike closed-ended questions, open-ended questions allow respondents to express their opinions without constraints and thus may better capture respondents' thoughts. Answers to open-ended questions are text data. They are often coded manually into different classes by human experts. This is time consuming, inconvenient, and does not scale well in large survey data.

An alternative is automatic coding. Here, statistical models are trained on a small subset of manual coded data which is then used to predict the remaining unlabeled answers. There are typically two tasks: (a) converting text answers into numerical variables to be used in statistical modeling and (b) fitting a classification model to the converted data. For task (a), original text answers are converted into numerical variables from which classification algorithms can learn their relationships with codes or classes. A popular approach to such converting is ngram representation (Schonlau et al., 2017) in which each input text is converted into a sparse vector. The vector is zero everywhere with the exception of one entry that indicates either the presence or the frequency of each word (or sequence of consecutive words). This is a high dimensional vector with as many dimensions as there are distinct words. Another approach is word embedding in which each word is represented as a dense numerical vector in a lower dimensional space. For task (b), the numerical variables are fed to a statistical learning model such as Support Vector Machines (Vapnik, 2000) or Random Forests (Breiman, 2001) for model training. The model is trained on roughly a couple of hundred manually coded answer texts. The trained model can then be used to predict (i.e., automatically code) the remaining text answers. The use of statistical learning methods for analyzing text data from open-ended questions has received increasing attention in social sciences (Gweon et al., 2017, 2020; Schierholz and Schonlau, 2021). In addition to automated text classification, statistical learning methods have also been widely used for other survey problems such as predicting nonresponse in panel studies (Kern et al., 2021) and adjusting nonprobability samples for improving their population representativeness (Kern et al., 2020).

In recent years, the community of natural language processing (NLP) has come to realize that is useful to pre-train a so-called language model that “understands” language, i.e. that can predict missing or following words. Only in a second step is the model adapted to a specific classification or other task for the specific domain of interest. This is an example of transfer learning, because we transfer the knowledge about general language learned elsewhere to a specific domain of interest. For language models, this form of transfer learning is called pre-training.

The currently most popular pre-trained language model is BERT (Bidirectional Encoder Representations from Transformers). BERT is pre-trained on big data sources from BookCorpus and Wikipedia which have in total more than 3.5 billion words. Recent studies have shown that BERT achieves the state of the art performance in many NLP tasks including text classification (Kaliyar et al., 2021; Cunha et al., 2021; Gasparetto et al., 2022).

It is possible to use BERT in two ways: with frozen parameters, and with fine-tuned parameters. Fine tuning takes the frozen parameters as starting values, but allows them to change while training on the domain-specific data set. In both cases, additional parameters needed to convert BERT to the specific task of interest have to be estimated from scratch. Many applied case studies demonstrate the effectiveness of fine-tuning when the domain-specific data set is large. For example, the developers of BERT (Devlin et al., 2018) tested fine-tuning BERT for text classification using the a collection of text data, the General Language Understanding Evaluation (GLUE) benchmark (Wang et al., 2018), that consists of data sets of size ranging from 2,500 to 392,000. Also, Sun et al. (2019) focused particularly on the text classification of fine-tuned BERT on 8 benchmark text data sets of sizes ranging from 5,000 to 1,400,000 observations. Such data sizes are large when compared to the number of survey respondents that answered an open-ended question. It is not clear whether fine-tuning on smaller domain specific data sets would not work as well, e.g., due to numerical instabilities.

While results with BERT are clearly impressive, it is not clear to what extent such results carry over for classifying open-ended questions in surveys. One, we are interested in training on a few hundred examples at the most. These are much smaller data sets than BERT is commonly used

with. Two, the classification for open-ended questions is a different domain of application which may not lend itself as easily to BERT model, perhaps because answers are not as easily classifiable.

In this paper, we investigate the effectiveness of BERT for the automated coding of open-ended questions. We compare BERT to the traditional alternative, training on n-gram variables, for very small training data sets.

The outline of this paper is as follows: Section 2 reviews at a high level how the BERT model is used for text classification. Section 3 applies BERT and other learning methods to classifying text on two data sets, the Patient Joe data and the Disclosure data. Section 4 concludes with a discussion.

2 The BERT model for text classification

This section describes the BERT model and its use for text classification. To understand the core of the BERT architecture, we start with reviewing the concepts of word embedding and Transformer. Then, we explain some details of how the BERT model is trained. Lastly, we describe how the pre-trained language model can be used for text classification.

2.1 Word embedding and Transformer

One of the first advances in the NLP community is the development of word embedding techniques that efficiently represent words by dense numerical vectors (i.e., a list of numbers). An embedding of a word is a dense representation of its meaning and each word is linked to a real-valued continuous vector with a defined dimension (Khattak et al., 2019; Wang et al., 2020). In the semantic space of word embeddings, the relationships between vectors of words mirror the linguistic relationships of the words. In that case, words with different meanings lie far away from each other in the embedded space, whereas words with similar meanings lie close to each other. Popular word embedding algorithms include Word2Vec (Mikolov et al., 2013) and GloVe

(Pennington et al., 2014).

Despite their ability to capturing semantic relationships between words, the early word embedding methods are static, meaning that each word has a fixed position regardless of its contextual meaning in a sentence (Wang et al., 2020). The static nature makes the word embedding of a polysemous word, i.e. a word with multiple meanings (e.g. lead, row, bow), less efficient, since the meaning of the word depends on the context in a sentence. The introduction of Transformer (Vaswani et al., 2017) in the deep learning community addresses the polysemy problem using the concepts of attention and self-attention. The attention mechanism allows deep learning models to pay attention to specific words in a sentence. Specifically, the embedded vector representation of a word depends on the other surrounding words, inducing context-awareness. The transformer is intended for translation and consists of two parts: the encoder which embeds words into dense vectors, and the decoder which decodes the vectors into words of a different language.

2.2 The BERT model

While originally intended for translation, the Transformer architecture has been adapted to build language models. A language model is a model that can predict subsequent words in a sentence or a paragraph. BERT (Bidirectional Encoder Representations from Transformers) is a language model that exploits the encoder component of Transformer. It was not obvious how to train an encoder for prediction, because the encoder looks at words both preceding and following the current word. If you see the next word, the model does not learn anything; it just predicts the next word. The obvious solution to this conundrum is to remove the model's ability to peek ahead (incidentally, this is what the decoder does). Instead, BERT decided incorporated cloze tests to train the model, i.e. it removed a portion of words that then had to be predicted. The cloze tests were given a different name: masked language modeling. Specifically, BERT randomly chooses and masks 15% of all input tokens. The masked tokens are predicted based on the contextualized word embedding vectors of unmasked tokens. For this task, both the right and left contexts of a masked word are jointly considered and it was argued that this bi-directional approach can be

superior than other single-direction (i.e., either left-to-right or right-to-left) approaches. In addition to masking, BERT also uses a secondary task, next sentence prediction, where BERT is given two sentences and predicts whether or not the two sentences follow each other.

BERT was introduced with two versions. BERT-base is structured with 12 encoder layers, hidden size of 768, 12 multi-head attention heads and 110 millions of parameters in total. BERT-large is structured with 24 encoder layers, hidden size of 1024, 16 multi-head attention heads and 340 millions of parameters. Both models were pre-trained on BookCorpus and Wikipedia which have in total more than 3,500M words.

2.3 Text classification with BERT

The pre-trained BERT model is considered to have a general sense of a language (e.g., being aware of context and word ordering in a given text). This deep learning-based model can be used for other various language tasks (i.e., transfer learning). For text classification, an additional classification layer is added on top of BERT's output layer, and the model parameters are fine-tuned based on a set of given data of interest. The fine-tuning stage includes learning the new classification layer parameters and modifying all the pre-trained parameters of BERT.

The BERT encoder processes each word in the input text and generates a embedding vector contextualized through a stack of Transformer blocks. The input text is preceded by a special start token, [CLS]. BERT creates embedding vectors for all input text, including for the [CLS] token. Because the [CLS] embedding vector captures the meaning of text input as a whole, the classification is based on this embedded vector. The BERT classifier is illustrated in Figure 1.

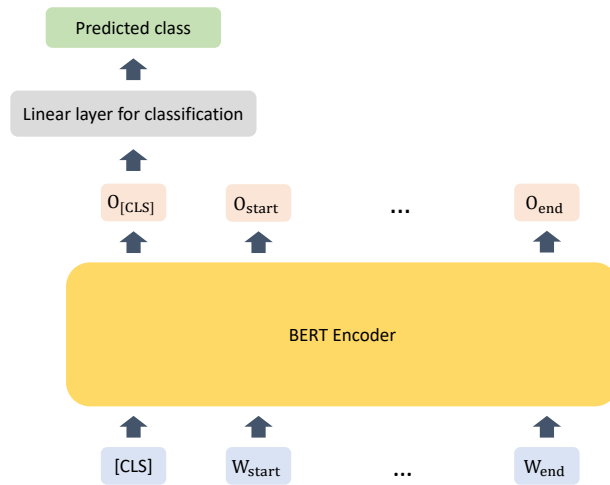


Figure 1: A description of text classification with BERT. W stands for a vectorized word input and O stands for output vector.

3 Simulation study

3.1 Data set description

The Patient Joe data set was collected to study how active respondents would engage in the decision-making process. Respondents were asked to answer the following open-ended question (Martin et al., 2011; Schonlau et al., 2017): “Joe’s doctor told him that he would need to return in two weeks to find out whether or not his condition had improved. But when Joe asked the receptionist for an appointment, he was told that it would be over a month before the next available appointment. What should Joe do?” Answers were classified into one of the four categories: proactive, somewhat proactive, passive and counterproductive. The data set contains 585 observations. The text answers have a median length of 22 words (25th percentile: 13 words, 75th percentile: 35 words).

The disclosure data set was collected to learn the relationship between risk of disclosure and survey participation. A series of vignettes describing different levels of disclosure risk was randomly assigned to respondents (Couper et al., 2008). Respondents were then asked how likely they would be to participate in the described survey. A total of 1,212 positively worded answers

was classified into one of the eleven categories as shown in Table 1. The text answers have a median length of 10 words (25th percentile: 5 words, 75th percentile: 16 words).

Table 1: Classes in the disclosure data. Classes with less than 10 observations were combined and labeled as “Others”.

Class	Description
C1	Believes in research generally
C2	Wants to be helpful / express opinion
C3	General altruism
C4	I’d learn something, interested in results, curiosity
C5	The money (incentive)
C6	Topic-related (interesting, issues important)
C7	Survey doesn’t take much time, short survey
C8	Other survey characteristic
C9	No objection
C10	Uncodable response, ambiguous
C11	Others

3.2 Models and hyperparameter tuning

We compared BERT against other popular machine learning algorithms: random forest (RF) (Breiman, 2001), XGboost (XGB) (Chen and Guestrin, 2016) and support vector machines (SVM) (Vapnik, 2000). For each data set, each model was trained on training data of size from 100 to 400. For the non-BERT models, the model parameters were tuned using a validation data of size 100. The remaining observations were used for testing the performance of each model. For fine-tuning the BERT model, we used epochs = 3, batch size = 8, and learning rate = 0.0003. The dropout probability was set to 0.1. For the non-BERT approaches, text answers were converted into unigram variables for model training. The parameters of SVM were tuned with a grid search for $C \in \{0.1, 1, 10\}$, $\gamma \in \{0.01, 0.1, 1\}$ and kernel $\in \{‘rbf’, ‘linear’, ‘poly’\}$. For tuning the parameters of RF, we used a grid search for $mtry \in \{0.3, 0.5, 1\}$, minimum number of samples at each terminal node $\in \{1, 3, 5\}$ and number of trees $\in \{300, 600, 900\}$. The XGB model has more tuning parameters than SVM and RF. For efficient parameter tuning, we used a random search for learning rate $\in \{0.01, 0.1, 0.3\}$, maximum depth $\in \{3, 5, 10\}$, number of

estimators $\in \{100, 200, 300\}$, $\gamma \in \{0, 0.1, 1\}$, $\lambda \in \{0.3, 0.5, 0.7\}$, $\alpha \in \{0, 0.1, 0.2\}$ and sub-sample proportion $\in \{0.5, 0.7, 1\}$. We chose the best combination from 50 random iterations.

3.3 Results

Figure 2 presents the classification result of each method on the Patient Joe and Disclosure data. When the training data contained 100 observations, we observed small differences in classification performance between BERT and the other classifiers. As the size of training data increased, BERT outperformed the others and the pattern was observed in both data sets. For the Patient Joe data with 400 training examples, BERT achieved classification accuracy of 0.854 and the second best result achieved by XGboost was 0.785. For the Disclosure data, BERT achieved accuracy of 0.725 and the other algorithms performed almost the same with an accuracy of 0.618. The ngram-based models showed similar performance on both data sets. The BERT model without fine-tuning performed the worst. With 400 training observations, the performance difference between with/without fine-tuning was over 0.2 on both data sets.

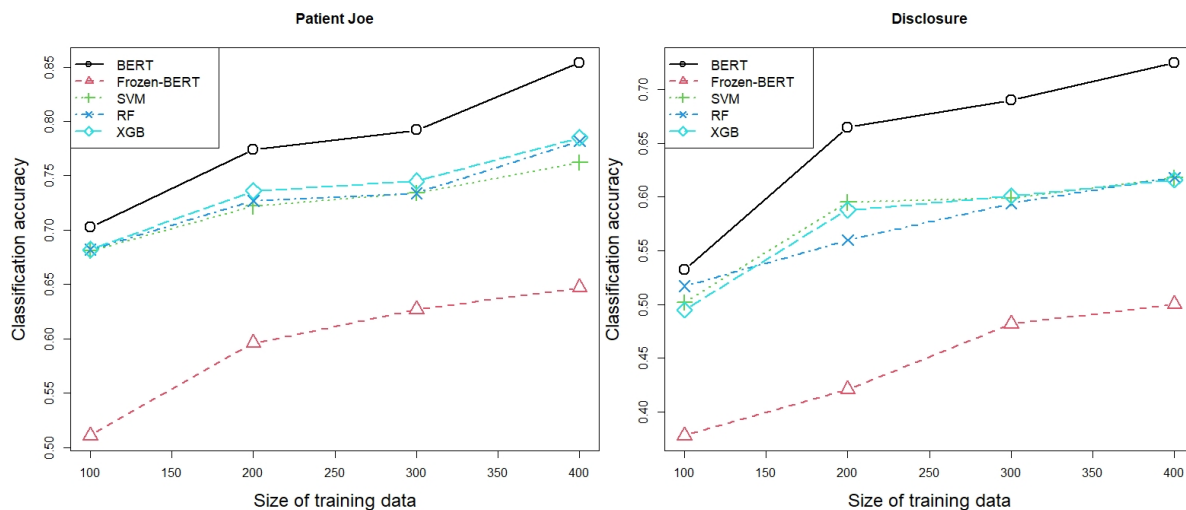


Figure 2: Performance of each method for the Patient Joe (left) and Disclosure (right) data

The results in Figure 3 show the accuracy by class at training data of size 400. For the Patient Joe data, BERT was more accurate than the others mostly on the two dominant classes (proactive and

somewhat proactive). For the Disclosure data, BERT outperformed the others for 10 out of 11 classes, regardless of their frequencies.

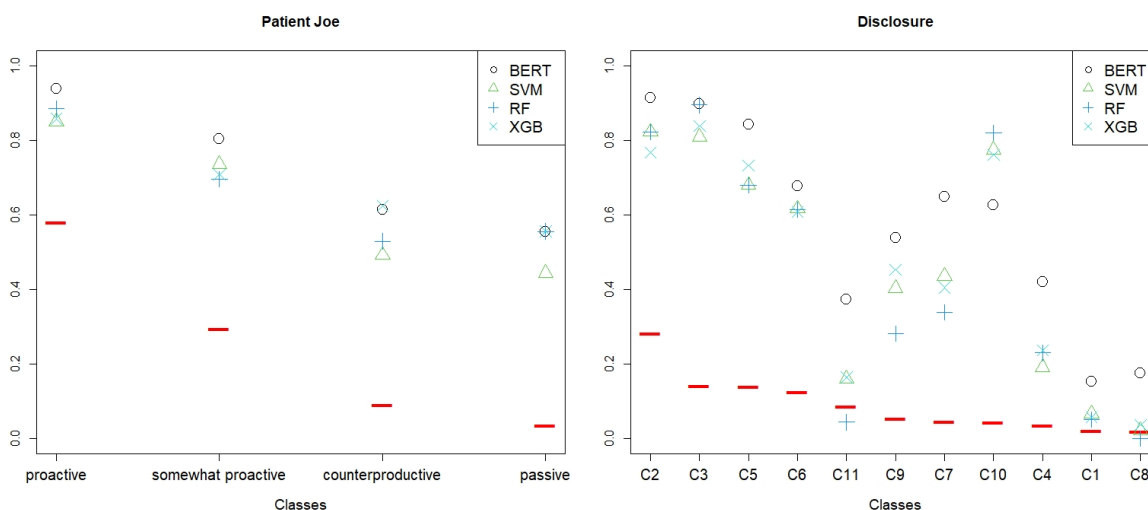


Figure 3: Class-wise accuracy of each method for the Patient Joe (left) and Disclosure (right) data with 400 training examples. Each red bar represents the relative frequency of the corresponding class. The classes are ordered by their frequencies.

4 Discussion

With 100 training observations, the ngram-based models (SVM, RF and XGB) and the fine-tuned BERT showed small differences in classification performance for both Patient Joe and Disclosure data sets. Relative to the n-gram based models, BERT became more effective as the size of training data increased.

Fine-tuning vastly improved the classification accuracy of BERT (by 0.1 – 0.2). BERT without fine-tuning was beaten by the ngram-based models. This suggests that the pre-trained language model requires fine-tuning even for very small training data sets.

Both data sets from open-ended questions have imbalanced class distributions. The class-wise accuracy results show BERT’s better classification performance relative to ngram-based models is not particularly biased towards certain major classes. BERT tends to achieve higher accuracy for most classes without a noticeable drop in performance for any one class.

We see the following limitations: 1) For 400 training observations, the accuracy in the two examples is roughly 75-85%. While considerably improved, this may not be enough for some purposes. If so, we recommend semi-automatic classification (Schonlau and Couper, 2016; Gweon et al., 2020), where there is a threshold probability below which answers are coded manually. 2) BERT is harder to program than non-pre-trained methods. At present, most analysts are programming in Python to access the pre-trained BERT model. It is also computationally intensive: fine-tuning requires at least a high-end laptop or online resources such as Google Colab. 3) BERT has been very successful in English. BERT models in other languages are being developed. While we are hopeful these results will extend to other languages, this is not certain. We conclude that the use of BERT is a promising tool for automatic classification of open-ended questions as compared with non-pre-trained classification methods. The advantage of BERT relative to non-pre-trained methods increases the more data are used for fine-tuning.

References

- Breiman, L. (2001). Random forests. *Machine Learning* 45, 5–32.
- Chen, T. and C. Guestrin (2016). Xgboost: A scalable tree boosting system. In *Proceedings of the 22nd ACM SIGKDD International Conference on Knowledge Discovery and Data Mining*, New York, NY, USA, pp. 785–794. Association for Computing Machinery.
- Couper, M. P., E. Singer, F. G. Conrad, and R. M. Groves (2008). Risk of disclosure, perceptions of risk, and concerns about privacy and confidentiality as factors in survey participation. *Journal of Official Statistics* 24(2), 255–275.
- Cunha, W., V. Mangaravite, C. Gomes, S. Canuto, E. Resende, C. Nascimento, F. Viegas, C. França, W. S. Martins, J. M. Almeida, T. Rosa, L. Rocha, and M. A. Gonçalves (2021). On the cost-effectiveness of neural and non-neural approaches and representations for text

- classification: A comprehensive comparative study. *Information Processing & Management* 58(3), 102481.
- Devlin, J., M.-W. Chang, K. Lee, and K. Toutanova (2018). Bert: Pre-training of deep bidirectional transformers for language understanding.
- Gasparetto, A., M. Marcuzzo, A. Zangari, and A. Albarelli (2022). A survey on text classification algorithms: From text to predictions. *Information* 13(83).
- Gweon, H., M. Schonlau, L. Kaczmirek, M. Blohm, and S. Steiner (2017). Three methods for occupation coding based on statistical learning. *Journal of Official Statistics* 33, 101–122.
- Gweon, H., M. Schonlau, and M. Wenemark (2020). Semi-automated classification for multi-label open-ended questions. *Survey Methodology* 46, 265–282.
- Kaliyar, R., A. Goswami, and P. Narang (2021). Fakebert: Fake news detection in social media with a bert-based deep learning approach. *Multimedia Tools and Applications* 80, 11765–11788.
- Kern, C., Y. Li, and L. Wang (2020). Boosted Kernel Weighting – Using Statistical Learning to Improve Inference from Nonprobability Samples. *Journal of Survey Statistics and Methodology* 9(5), 1088–1113.
- Kern, C., B. Weiß, and J.-P. Kolb (2021). Predicting Nonresponse in Future Waves of A Probability-Based Mixed-Mode Panel With Machine Learning*. *Journal of Survey Statistics and Methodology*.
- Khattak, F. K., S. Jeblee, C. Pou-Prom, M. Abdalla, C. Meaney, and F. Rudzicz (2019). A survey of word embeddings for clinical text. *Journal of Biomedical Informatics* 100, 100057.
- Martin, L. T., M. Schonlau, A. Haas, K. P. Derosé, L. Rosenfeld, S. L. Buka, and R. Rudd (2011). Patient activation and advocacy: Which literacy skills matter most? *Journal of Health Communication* 16, 177–190.

- Mikolov, T., I. Sutskever, K. Chen, G. S. Corrado, and J. Dean (2013). Distributed representations of words and phrases and their compositionality. In C. Burges, L. Bottou, M. Welling, Z. Ghahramani, and K. Weinberger (Eds.), *Advances in Neural Information Processing Systems*, Volume 26, pp. 3111—3119. Curran Associates, Inc.
- Pennington, J., R. Socher, and C. Manning (2014). GloVe: Global vectors for word representation. In *Proceedings of the 2014 Conference on Empirical Methods in Natural Language Processing (EMNLP)*, Doha, Qatar, pp. 1532–1543. Association for Computational Linguistics.
- Schierholz, M. and M. Schonlau (2021). Machine learning for occupation coding — a comparison study. *Journal of Survey Statistics and Methodology* 9, 1013–1034.
- Schonlau, M. and M. P. Couper (2016). Semi-automated categorization of open-ended questions. *Survey Research Methods* 10(2), 143–152.
- Schonlau, M., N. Guenther, and I. Sucholutsky (2017). Text mining with n-gram variables. *Stata Journal* 17(4), 866–881.
- Sun, C., X. Qiu, Y. Xu, and X. Huang (2019). How to fine-tune bert for text classification? In M. Sun, X. Huang, H. Ji, Z. Liu, and Y. Liu (Eds.), *Chinese Computational Linguistics*, pp. 194–206. Springer International Publishing.
- Vapnik, V. N. (2000). *The nature of statistical learning theory*. New York: 2nd edition. Springer.
- Vaswani, A., N. Shazeer, N. Parmar, J. Uszkoreit, L. Jones, A. N. Gomez, L. u. Kaiser, and I. Polosukhin (2017). Attention is all you need. In I. Guyon, U. V. Luxburg, S. Bengio, H. Wallach, R. Fergus, S. Vishwanathan, and R. Garnett (Eds.), *Advances in Neural Information Processing Systems*, Volume 30, pp. 5998–6008. Curran Associates, Inc.
- Wang, A., A. Singh, J. Michael, F. Hill, O. Levy, and S. Bowman (2018). GLUE: A multi-task benchmark and analysis platform for natural language understanding. In *Proceedings of the*

2018 EMNLP Workshop BlackboxNLP: Analyzing and Interpreting Neural Networks for NLP, Brussels, Belgium, pp. 353–355. Association for Computational Linguistics.

Wang, S., W. Zhou, and C. Jiang (2020). A survey of word embeddings based on deep learning. *Computing* 102, 717–740.

Wang, Y., Y. Hou, W. Che, and T. Liu (2020). From static to dynamic word representations: a survey. *International Journal of Machine Learning and Cybernetics* 11, 1611–1630.