

# Python Implementation of the Dynamic Distributed Dimensional Data Model

Hayden Jananthan<sup>1</sup>, Lauren Milechin<sup>2</sup>, Michael Jones<sup>1</sup>, William Arcand<sup>1</sup>, William Bergeron<sup>1</sup>,  
David Bestor<sup>1</sup>, Chansup Byun<sup>1</sup>, Michael Houle<sup>1</sup>, Matthew Hubbell<sup>1</sup>, Vijay Gadepally<sup>1,3</sup>,  
Anna Klein<sup>1</sup>, Peter Michaleas<sup>1</sup>, Guillermo Morales<sup>1</sup>, Julie Mullen<sup>1</sup>, Andrew Prout<sup>1</sup>,  
Albert Reuther<sup>1</sup>, Antonio Rosa<sup>1</sup>, Siddharth Samsi<sup>1</sup>, Charles Yee<sup>1</sup>, Jeremy Kepner<sup>1,3,4</sup>  
*MIT Lincoln Laboratory Supercomputing Center<sup>1</sup>, MIT EAPS<sup>2</sup>, MIT CSAIL<sup>3</sup>, MIT Math<sup>4</sup>*

**Abstract**—Python has become a standard scientific computing language with fast-growing support of machine learning and data analysis modules, as well as an increasing usage of big data. The Dynamic Distributed Dimensional Data Model (D4M) offers a highly composable, unified data model with strong performance built to handle big data fast and efficiently. In this work we present an implementation of D4M in Python. D4M.py implements all foundational functionality of D4M and includes Accumulo and SQL database support via Graphulo. We describe the mathematical background and motivation, an explanation of the approaches made for its fundamental functions and building blocks, and performance results which compare D4M.py’s performance to D4M-MATLAB and D4M.jl.

**Keywords**—Python, matrix, array, sparse linear algebra, data science

## I. INTRODUCTION

As the world continues to become more and more data-driven the amount of data we as a society produce and use grows exponentially. To address this ever-growing Big Data the need for software tools designed to handle such data is ever important. Over the last decade Python has become a standard scientific computing language thanks in part to its ease of access and growing body of popular libraries, including the machine learning libraries TensorFlow/Keras [1]–[3], PyTorch [4], and Scikit-learn [5], data science libraries like pandas [6], and the numerical libraries NumPy [7] and SciPy [8].

The D4M technology is another such tool designed to handle big data. D4M (Dynamic Distributed Dimensional Data Model) combines sparse linear algebra, associative arrays, fuzzy algebra, distributed arrays, and triple-store/NoSQL databases to provide an interface to a mathematical representation unifying spreadsheets, database tables, matrices, and graphs/networks [9], [10]. D4M has been leveraged in the identification of pathogens [11], support for high-throughput data ingest of whole-system provenance data [12], and the creation of benchmarks for Accumulo [13] and SciDB [14].

This material is based upon work supported by the Assistant Secretary of Defense for Research and Engineering under Air Force Contract No. FA8702-15-D-0001, National Science Foundation CCF-1533644, and United States Air Force Research Laboratory and Air Force Artificial Intelligence Accelerator Cooperative Agreement Number FA8750-19-2-1000. Any opinions, findings, conclusions or recommendations expressed in this material are those of the author(s) and do not necessarily reflect the views of the Assistant Secretary of Defense for Research and Engineering, the National Science Foundation, or the United States Air Force.

The central data model of D4M is the associative array which generalizes the notions of spreadsheets, databases, matrices, and graphs. Figure 1 shows an example of an associative array represented in tabular form.

	artist	duration	genre
0294.mp3	Pink Floyd	6:53	rock
1829.mp3	Samuel Barber	8:01	classical
7802.mp3	Taylor Swift	10:12	pop

Fig. 1. Tabular representation of an associative array A.

D4M was first implemented within MATLAB in 2012 and then Julia in 2016 [15]. Its Python implementation, D4M.py [16], makes the D4M technology available to the wider scientific computing community and fills a niche not addressed by existing Python numerical libraries. NumPy and SciPy.sparse each support the creation and operation of matrices (dense in the former case and sparse in the latter), but while NumPy does have structured arrays which support named fields by way of composing labeled datatypes, this approach does not scale in such a way as to handle the large amounts of data encountered in practice. Another related Python library is xarray [17], which also handles arrays with labeled rows and columns. xarray supports some numerical array operations, especially those which aggregate elements or which are applied entry-wise. Despite these similarities D4M.py and xarray differ substantially in intended usage, e.g., in xarray  $A @ B$  is the dot product of compatible xarray data arrays, while in D4M  $A @ B$  is the associative array product of two associative arrays, generalizing matrix multiplication.

D4M.py implements all foundational functionality of D4M, including Accumulo and SQL database interface functionality via the Graphulo library. Graphulo implements matrix math primitives and graph algorithm building blocks in the style of GraphBLAS on top of Accumulo, representing database tables as D4M associative arrays and allowing D4M.py to operate on a massive scale using a highly scalable sorted, distributed key/value store. [18], [19]

## A. Mathematical Background

D4M associative arrays are based on the mathematical notion of associative arrays, which generalize matrices. An

$m \times n$  matrix  $\mathbf{A}$ , with  $m$  and  $n$  positive integers, is a rectangular array of (often) real numbers  $a_{ij}$  ( $1 \leq i \leq m$  and  $1 \leq j \leq n$ ). [20]

$$\mathbf{A} = \begin{bmatrix} a_{11} & a_{12} & \cdots & a_{1n} \\ a_{21} & a_{22} & \cdots & a_{2n} \\ \vdots & \vdots & \ddots & \vdots \\ a_{m1} & a_{m2} & \cdots & a_{mn} \end{bmatrix}$$

One way to describe this more formally is as a function

$$\mathbf{A}: \{1, 2, \dots, m\} \times \{1, 2, \dots, n\} \rightarrow \mathbb{R},$$

with the quantity  $\mathbf{A}(i, j)$  serving as the  $(i, j)$ -th entry  $a_{ij}$  of the matrix  $\mathbf{A}$  for each  $1 \leq i \leq m$  and  $1 \leq j \leq n$ .

Associative arrays generalize matrices in two ways:

1. The sets of row and column labels may be *any* sets, not necessarily of the form  $\{1, 2, \dots, n\}$ .
2. The values may be drawn from instances of a general algebraic structure called a *semiring* supporting notions of addition and multiplication, not necessarily the real numbers  $\mathbb{R}$  equipped with the standard notions of real number addition and multiplication.

In other words, an associative array is a function of the form

$$\mathbf{A}: I \times J \rightarrow V,$$

where  $I$  and  $J$  are sets consisting of row keys and column keys, respectively; the value set  $V$  is the underlying set of a semiring  $(V, \oplus, \otimes, 0, 1)$ ; and  $\mathbf{A}(i, j) = 0$  for all but finitely many pairs  $(i, j) \in I \times J$ . [21]

A *semiring* is a mathematical structure with two binary operations  $\oplus$  and  $\otimes$  and two constant 0 and 1 subject to the following constraints for all  $u, v, w \in V$ : [22], [23]

*Associativity of  $\oplus$* :  $u \oplus (v \oplus w) = (u \oplus v) \oplus w$ .

*Associativity of  $\otimes$* :  $u \otimes (v \otimes w) = (u \otimes v) \otimes w$ .

*Commutativity of  $\oplus$* :  $u \oplus v = v \oplus u$ .

*0 is identity for  $\oplus$* :  $u \oplus 0 = u = 0 \oplus u$ .

*1 is identity for  $\otimes$* :  $u \otimes 1 = u = 1 \otimes u$ .

*0 is annihilator for  $\otimes$* :  $u \otimes 0 = 0 = u \otimes 0$ .

*Distributivity of  $\otimes$  over  $\oplus$* :  $u \otimes (v \oplus w) = (u \otimes v) \oplus (u \otimes w)$   
and  $(v \oplus w) \otimes u = (v \otimes u) \oplus (w \otimes u)$ .

Variations of semirings include *commutative semirings* (which additionally require that  $\otimes$  be commutative) and *nonunital semirings* (which drop the necessity of an identity 1 for  $\otimes$ ). Common semirings include:

- The plus-times algebra  $(\mathbb{R}, +, \times, 0, 1)$ .
- The max-plus algebra  $(\mathbb{R} \cup \{\pm\infty\}, \max, +, -\infty, 0)$ .
- The max-min algebra  $(\mathbb{R} \cup \{\pm\infty\}, \max, \min, -\infty, \infty)$ .
- The (nonunital) string algebra  $(\Sigma^*, \frown, \min, \epsilon)$  where  $\Sigma$  is some totally ordered alphabet,  $\Sigma^*$  is the set of finite strings over the alphabet  $\Sigma$ ,  $\frown$  is string concatenation,  $\min$  is the binary minimum taken with respect to the dictionary ordering induced by the implicit total ordering on  $\Sigma$ , and  $\epsilon$  denotes the empty string.

---

More general definitions of matrices require that values are taken either from a field or a ring, algebraic structures which are generalized further by semirings.

Based on the first of the two defining characteristics of associative arrays is the allowance of arbitrary row and column keys: given an associative array  $\mathbf{A}: I \times J \rightarrow V$  and two arbitrary indices  $i, j$ , then we make the convention that

$$\mathbf{A}(i, j) = 0 \text{ whenever } (i, j) \notin I \times J,$$

as if by ‘padding’  $\mathbf{A}$  with additional zero entries.

The requirement that the values of an associative array fall within a set supporting sufficiently well-behaved notions of addition and multiplication allows associative arrays to support their own versions of matrix multiplication, matrix (element-wise) addition, and matrix element-wise multiplication. Let  $\mathbf{A}: I_1 \times J_1 \rightarrow V$  and  $\mathbf{B}: I_2 \times J_2 \rightarrow V$  be associative arrays.

*Associative Array Multiplication*: The product

$$\mathbf{C} := \mathbf{A} \otimes \oplus \mathbf{B}: I_1 \times J_2 \rightarrow V$$

is defined for each  $i \in I_1$  and  $j \in J_2$  by

$$\mathbf{C}(i, j) := \bigoplus_{k \in J_1 \cap I_2} (\mathbf{A}(i, k) \otimes \mathbf{B}(k, j)).$$

Note that the well-definedness of this definition depends on the associativity and commutativity of  $\oplus$  as well as the condition that  $\mathbf{A}$  and  $\mathbf{B}$  are nonzero for only finitely many pairs of keys.

*Associative Array Element-Wise Addition*: The sum

$$\mathbf{C} := \mathbf{A} \oplus \mathbf{B}: (I_1 \cup I_2) \times (J_1 \cup J_2) \rightarrow V$$

is defined for each  $i \in I_1 \cup I_2$  and  $j \in J_1 \cup J_2$  by

$$\mathbf{C}(i, j) := \mathbf{A}(i, j) \oplus \mathbf{B}(i, j).$$

*Associative Array Element-Wise Multiplication*: The element-wise product

$$\mathbf{C} := \mathbf{A} \otimes \mathbf{B}: (I_1 \cap I_2) \times (J_1 \cap J_2) \rightarrow V$$

is defined by for each  $i \in I_1 \cap I_2$  and  $j \in J_1 \cap J_2$  by

$$\mathbf{C}(i, j) := \mathbf{A}(i, j) \otimes \mathbf{B}(i, j).$$

The algebraic properties of semiring addition and multiplication imply that associative array multiplication, element-wise addition, and element-wise multiplication are associative, that associative array element-wise addition is commutative, and that both associative array multiplication and element-wise multiplication distribute over associative array element-wise addition.

## B. D4M Associative Arrays as Mathematical Associative Arrays

In practice, both row and column key spaces for D4M associative arrays are assumed to consist of all strings and numbers, while the value set is either...

... the set of all numbers – supporting the arithmetic operations  $+$ ,  $-$ ,  $\times$ ,  $/$  and the order-theoretic operations of  $\min$  and  $\max$  induced by the usual ordering of real numbers – or...

... the set of all strings – supporting concatenation and the order-theoretic operations of  $\min$  and  $\max$  induced by the dictionary ordering.

D4M associative array values are assumed to either be entirely numerical or entirely strings, with the implicit semirings being the plus-times algebra  $(\mathbb{R}, +, \times, 0, 1)$  and the (nonunital) string algebra  $(\Sigma^*, \cap, \min, \epsilon)$ , respectively. We use the term “nonempty” instead of “nonzero” or “nonnull” to reflect the fact that “zero” may either be the integer 0, the float 0.0, the empty string  $\epsilon$ , etc., and reflects the fact that “zeroes” are unstored and contribute an empty space in visual representations of sparse arrays.

As the full key space for D4M associative arrays is implicitly known, to construct an associative array  $A$  it suffices to know only the triples  $(i, j, v)$  for which  $A[i, j] = v$  with  $v \neq 0$  (i.e., nonempty).

To distinguish abstract associative arrays from D4M associative arrays we use bold font for the former, as in

$$\mathbf{A}: I \times J \rightarrow V,$$

and sans serif font for the latter and the Python language more generally, as in

$$A := \text{D4M.assoc.Assoc}(\text{row}, \text{col}, \text{val}).$$

We occasionally mix mathematical notation and the Python language when there is no possibility of confusion and doing so helps with communication. E.g., in both contexts “:=” is used to denote assignment while “=” is used to denote logical equality; “ $\leq$ ” is used in both contexts; etc.

D4M.py follows the notational conventions of NumPy, using “@” to denote associative array multiplication, “+” to denote associative array element-wise addition, and “\*” to denote associative array element-wise multiplication.

## II. APPROACH

### A. D4M.py Associative Arrays

In both D4M-MATLAB and D4M.jl, an associative array  $A$  is stored via four attributes, the first two of which are sorted one-dimensional arrays  $A.\text{row}$  and  $A.\text{col}$  containing the unique row and column keys associated with nonempty entries of the associative array, respectively. The remaining two attributes’ particulars depend upon whether the values are numerical or not: In the numerical case, the third attribute  $A.\text{val}$  is simply the floating-point number 1.0 (serving as a flag that the values are numerical) while the fourth attribute  $A.\text{adj}$  is a two-dimensional sparse matrix for which there is a one-to-one correspondence

$$A[A.\text{row}[i], A.\text{col}[j]] = v \iff A.\text{adj}[i, j] = v.$$

In other words, in the numerical case values are stored directly within  $A.\text{adj}$ . In the string case, the third attribute  $A.\text{val}$  is the sorted one-dimensional array of all unique nonempty values

and the fourth attribute  $A.\text{adj}$  is a two-dimensional sparse matrix for which there is a one-to-one correspondence

$$A[A.\text{row}[i], A.\text{col}[j]] = A.\text{val}[k] \iff A.\text{adj}[i, j] = k.$$

In other words, in the string case the sparse matrix  $A.\text{adj}$  contains pointers to the values stored in  $A.\text{val}$ . In both cases the arrays  $A.\text{row}$  and  $A.\text{col}$  serve to label the rows and columns of  $A.\text{adj}$ , respectively.

We continue this approach in D4M.py, with an associative array  $A$  stored via the following four attributes:

$A.\text{row}$ : A one-dimensional NumPy array of sorted, unique row keys associated with the nonempty entries of  $A$ .

$A.\text{col}$ : A one-dimensional NumPy array of sorted, unique column keys associated with the nonempty entries of  $A$ .

$A.\text{val}$ : Either the 64-bit floating-point number 1.0 (in the case of numerical data) or else a one-dimensional NumPy array of sorted, unique nonempty values.

$A.\text{adj}$ : A two-dimensional SciPy.sparse matrix in COO (CO-Ordinate) format of size  $\text{len}(A.\text{row}) \times \text{len}(A.\text{col})$  such that when not  $\text{isinstance}(A.\text{val}, \text{float})$ , then the nonempty values of  $A.\text{adj}$  are exactly the integers from 1 to  $\text{len}(A.\text{val})$ .

Because  $A.\text{adj}$  is a sparse matrix and Python is 0-indexed, the correspondence for the nonnumerical case is:

$$A[A.\text{row}[i], A.\text{col}[j]] = A.\text{val}[k] \iff A.\text{adj}[i, j] = k + 1.$$

Figure 2 describes these four attributes for the associative array depicted in Figure 1.

```
A.row = np.array(["0294.mp3", "1829.mp3",
                 "7802.mp3"])
A.col = np.array(["artist", "duration", "genre"])
A.val = np.array(["10: 12", "6: 53", "8: 01",
                 "Pink Floyd", "Samuel Barber",
                 "Taylor Swift",
                 "classical", "pop", "rock"])
A.adj = sp.coo_matrix([[3, 1, 8], [4, 2, 6], [5, 0, 7]])
```

Fig. 2. D4M.py data model for the associative array in Figure 1. “np” is an abbreviation for “numpy” and “sp” is an abbreviation for “scipy.sparse”.

An edge case exists in the empty associative array, which may either be considered numerical or string. In this case we store the associative array as if it numerical and must account for the possibility of emptiness when the distinction between numerical and string associative arrays is necessary.

There are two ways in which D4M.py associative arrays may be constructed:

1.  $A := \text{D4M.assoc.Assoc}(\text{row}, \text{col}, \text{val}, \text{aggregate}=\text{bin\_op})$ , where  $\text{row}$ ,  $\text{col}$ , and  $\text{val}$  are sequences of strings or numbers each of which are the same length (or can be unambiguously broadcast to the same length). The

Note that both MATLAB and Julia are 1-indexed.

optional aggregate parameter `bin_op` indicates an associative, commutative binary operation (default `min`) used to handle any collisions, i.e., instances where there are two indices  $k_1, k_2$  for which  $\text{row}[k_1] = \text{row}[k_2]$  and  $\text{col}[k_1] = \text{col}[k_2]$ .

2.  $A := \text{D4M.assoc.Assoc}(\text{row}, \text{col}, \text{val}, \text{adj}=\text{sp\_mat})$ , where `row`, `col`, and `val` are sequences of strings or numbers and `sp_mat` is a SciPy.sparse matrix. The sorted unique entries of `row` and `col` are extracted and cut down to the dimensions of `sp_mat`; if `isinstance(val, float)` then  $A$  is treated as a numerical associative array, otherwise the nonempty entries of `sp_mat` are treated as the (1-indexed) indices of the sorted unique values in `val`.

### B. Extraction & Assignment

D4M.py associative arrays support both the `__getitem__` and `__setitem__` magic methods, but two ambiguities/subtleties that require additional comment exist for the former.

1. Suppose  $A$  is an associative array whose row and column keys are strings. When extracting a subarray from  $A$  there are analogs for Python slice objects available, e.g., “`a, :, b`,” corresponds to the range of all keys  $k$  with “ $a \leq k \leq b$ ”. In particular, these ‘string slices’ are *inclusive* on the right, unlike Python ranges or slices which are *exclusive* on the right.
2. In an expression like “`A[1, 0: 2]`” it is ambiguous whether the integers 0, 1, 2 should be considered as indices of `A.row` and `A.col` or if they should be treated as members of `A.row` and `A.col`. The row and column keys are most often strings, so the interpretation of slices and integer arrays as indices of `A.row` and `A.col` is taken.

### C. Associative Array Algebra Operations

The format in which the D4M.py associative arrays are stored – the `.row`, `.col`, `.val`, and `.adj` attributes – is well-suited to the associative array algebra operations. The approach across D4M-MATLAB, D4M.jl, and now D4M.py is to leave as much of the work to a dedicated sparse linear algebra library – MATLAB’s in-built sparse linear algebra, Julia’s `SparseArrays` stdlib module, and SciPy.sparse for Python. Let  $A$  and  $B$  denote D4M.py associative arrays.

1) *Associative Array Element-Wise Addition*: In the string case the sum  $A + B$  is calculated by first extracting the triples  $(\text{row}_A, \text{col}_A, \text{val}_A)$  and  $(\text{row}_B, \text{col}_B, \text{val}_B)$  which can be used to reconstruct  $A$  and  $B$ , respectively. Appending `row_A` and `row_B`, `col_A` and `col_B`, and `val_A` and `val_B` produces NumPy arrays `row_C`, `col_C`, and `val_C` which can be used to construct the sum  $A + B$  using concatenation as an aggregation function. Any collisions which take place occur between a value from  $A$  and a value from  $B$  and occur at most once for each pair of row and column keys. This approach is encapsulated in (and generalized by) the method called `D4M.assoc.Assoc.combine` which handles this string addition operation and the element-wise minimum and maximum operations.

The numerical case allows for higher efficiency and makes use of an operation called sorted union. For repetition-free sorted iterables  $I$  and  $J$ , the sorted union  $I \cup J$  is found by simultaneously iterating through  $I$  and  $J$  in an alternating fashion, appending to a new iterable  $K$  all encountered elements along the way. In further detail, suppose at some stage in the procedure the  $m$ -th element of  $I$  and the  $n$ -th element of  $J$  have been reached.

*Case 1*:  $I[m] > J[n]$ . Repeatedly increment  $n$  until  $I[m] \leq J[n]$ , appending elements of  $J$  to  $K$  along the way.

*Case 2*:  $I[m] = J[n]$ . Append this common element to  $K$  and increment  $m$  and  $n$ .

*Case 3*:  $I[m] < J[n]$ . Analogous to Case 1 above, with the roles of  $I, m$  and  $J, n$  switched.

If at any point one or both of  $I$  and  $J$  are exhausted, the remaining elements are appended to  $K$ , completing the procedure. During the construction of  $K$ , index maps describing how  $I$  and  $J$  sit within  $K$  can be easily constructed.

Making use of the concurrently constructed index maps, `A.adj` and `B.adj` may be re-shaped and re-indexed to  $(A.\text{row} \cup B.\text{row}) \times (A.\text{col} \cup B.\text{col})$ . The resulting sparse matrices may then be added directly using the built-in `scipy.sparse.csr_matrix.__add__` to obtain a sparse matrix `C_adj_pre`.

Finally, a method called `D4M.assoc.Assoc.condense` is used to remove any resulting empty rows and columns; this is done by converting `C_adj_pre` to both the CSR (Compressed Sparse Row) and CSC (Compressed Sparse Column) formats, where the attributes `csr_rows := C_adj_pre.tocsr().indptr` and `csc_cols := C_adj_pre.tocsc().indptr` are extracted. The Boolean-typed NumPy arrays

$$\text{good\_rows} := (\text{csr\_rows}[:-1] < \text{csr\_rows}[1:])$$

and

$$\text{good\_cols} := (\text{csc\_cols}[:-1] < \text{csc\_cols}[1:])$$

provide the indices for nonempty rows and columns, respectively.  $C := A + B$  is given by

$$C.\text{row} := \text{row\_union}[\text{good\_rows}],$$

$$C.\text{col} := \text{row\_union}[\text{good\_cols}],$$

$$C.\text{val} := 1.0,$$

$$C.\text{adj} := C\_adj\_pre.tocsr()[\text{good\_rows}][:\text{good\_cols}].\text{toco}().$$

2) *Associative Array Element-Wise Multiplication*: Associative array element-wise multiplication makes use of a related operation on repetition-free sorted iterables called sorted intersection. Given two repetition-free sorted iterables  $I$  and  $J$  their sorted intersection  $K := I \cap J$  is formed in a way close to that of the sorted union  $I \cup J$  except that elements are appended to  $K$  only when corresponding to the case  $I[m] = J[n]$ . While the sorted intersection is carried out, index maps are constructed which describe how  $K$  sits within  $I$  and  $J$ .

For the numerical case of associative array element-wise multiplication, the index maps constructed when computing the sorted intersections  $A.\text{row} \cap B.\text{row}$  and  $A.\text{col} \cap B.\text{col}$  are

used to restrict and re-index  $A.adj$  and  $B.adj$  to  $(A.row \cap B.row) \times (A.col \cap B.col)$ . The two sparse matrices may then be converted to the CSR format and element-wise multiplied using the `scipy.sparse.csr_matrix.multiply` method. Dropping any empty rows and columns via the `.condense()` method produces  $A * B$ .

The string case is similar to that of associative array addition, making use of the fact that the default aggregation function is `min`. Associative array element-wise multiplication allows for the mixed type case of a string associative array element-wise multiplied by a numerical associative array, with the latter acting as a mask on the former. Numerical associative array element-wise multiplication by a string associative array is also supported, but differs in its result, being reduced to the numerical case by calling the `B.logical()` method, which replaces each nonempty entry of  $B$  with 1 – this can be very easily achieved by replacing `B.val` with `1.0` and `B.adj.data` with `np.ones(len(B.adj.data))`.

3) *Associative Array Multiplication*: Sorted intersection is also utilized by associative array multiplication, arising in the sorted intersection  $A.col \cap B.row$ . The concurrently constructed index maps are used to restrict and re-index  $A.adj$  to  $A.row \times (A.col \cap B.row)$  and  $B.adj$  to  $(A.col \cap B.row) \times B.col$ . After converting to the CSR format the resulting sparse matrices can be multiplied using their native matrix multiplication. Using the `.condense()` method yields the associative array product  $A @ B$ .

Associative array multiplication is currently defined only for numerical associative arrays, so string associative arrays are converted via the `.logical()` method prior.

### III. PERFORMANCE

#### A. Setup

Benchmarking for the associative array constructor and binary associative array operations was done using D4M associative arrays of dimensions roughly  $2^n \times 2^n$ ,  $n$  ranging over  $5 \leq n \leq 18$ . The data used to generate the requisite associative arrays are stored within six `.txt` files, `rows.txt`, `rows2.txt`, `cols.txt`, `cols2.txt`, `num_vals.txt`, and `string_vals.txt`. Each consist of 14 arrays, one for each  $5 \leq n \leq 18$  and consisting of  $8 \times 2^n$  elements – uniformly random integers (cast as strings) between 0 and  $2^n$  for the first four files, uniformly random integers between 0 and 100 for the fifth file, and uniformly random strings of length 8 for the sixth and final file. The files are loaded as lists of NumPy arrays in the variables `rows`, `rows2`, `cols`, `cols2`, `num_vals`, and `str_vals`, respectively.

Five benchmarking tests are run:

1. `D4M.assoc.Assoc(rows[n], cols[n], num_vals[n])`.
2. `D4M.assoc.Assoc(rows[n], cols[n], str_vals[n])`.

With  $A := D4M.assoc.Assoc(rows[n], cols[n], 1)$  and  $B := D4M.assoc.Assoc(rows2[n], cols2[n], 1) \dots$

3.  $A + B$  (`= A.__add__(B)`).
4.  $A @ B$  (`= A.__matmul__(B)`).
5.  $A * B$  (`= A.__mul__(B)`).

Our tests were run on a single Intel Xeon-P8 core on the MIT SuperCloud system, recording running time in seconds which was averaged over 10 runs.

#### B. Measurements

The first two tests benchmark the `D4M.assoc.Assoc` constructor both in the case where the `val` argument is a numerical array (`num_vals[n]`) and in the case where it is instead an array of strings (`str_vals[n]`). In both cases the `row` and `col` arguments are identical for each  $n$ , `rows[n]` and `cols[n]`. Figure 3 shows the runtime of the associative array constructor with numerical values across Python, MATLAB, and Julia, showing comparable performance across all three. Figure 4 shows similar behavior with the three implementations having comparable performance as  $n$  increases.

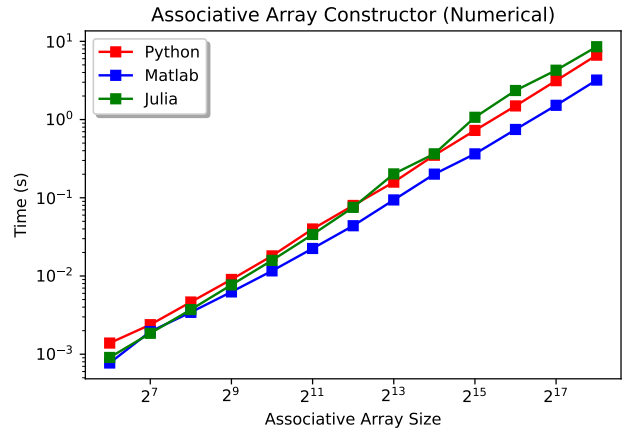


Fig. 3. Runtime of `D4M.assoc.Assoc` Constructor in the case of numerical values across associative arrays of dimensions  $2^n \times 2^n$  with  $\approx 8$  integer entries between 0 and 100 per row chosen uniformly at random, where  $5 \leq n \leq 18$ .

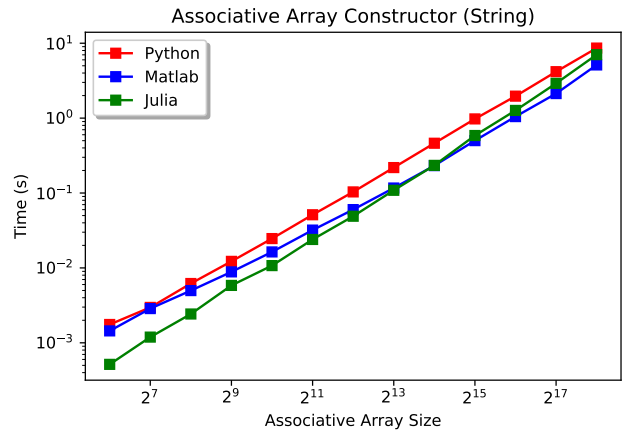


Fig. 4. Runtime of `D4M.assoc.Assoc` Constructor in the case of string values across associative arrays of dimensions  $2^n \times 2^n$  with  $\approx 8$  string entries of length 8 per row chosen uniformly at random, where  $5 \leq n \leq 18$ .

Figure 5 shows the results of the associative array element-wise addition benchmarking test. The three implementations

show comparable performance, with the runtimes getting steadily closer as  $n$  increases.

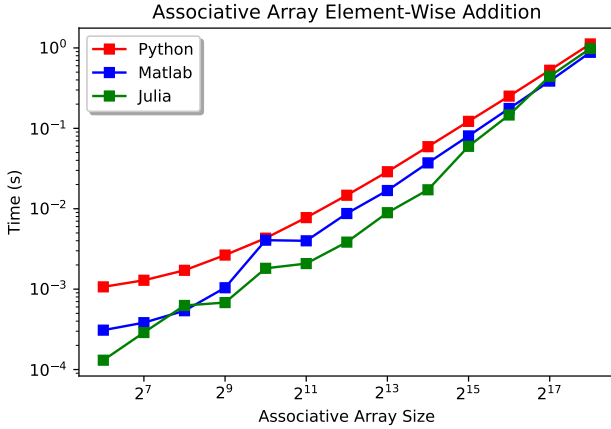


Fig. 5. Runtime of associative array element-wise addition, `D4M.assoc.Assoc.__add__`, across associative arrays of dimensions  $2^n \times 2^n$  with  $\approx 8$  nonempty entries of value 1 per row, where  $5 \leq n \leq 18$ .

Figure 6 shows the results of the associative array multiplication benchmarking test. The three implementations show comparable performance as  $n$  increases, within one order of relative magnitude of each other. Profiling `D4M.py's __matmul__` shows that two things dominate the running time: conversion between sparse matrix formats while carrying out the sparse matrix multiplication and the clean-up afterwards when removing empty rows and columns via the `.condense()` method.

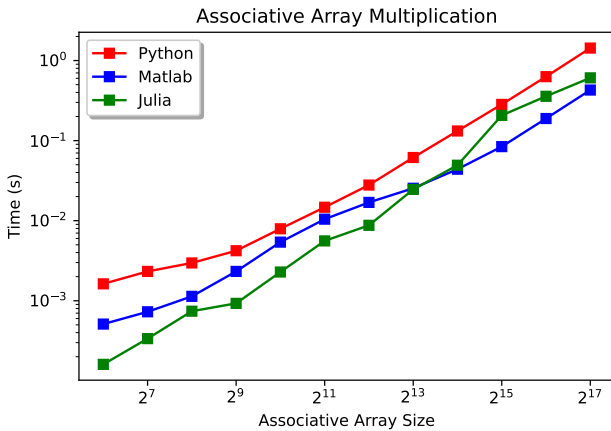


Fig. 6. Runtime of associative array multiplication, `D4M.assoc.Assoc.__matmul__`, across associative arrays of dimensions  $2^n \times 2^n$  with  $\approx 8$  nonempty entries of value 1 per row, where  $5 \leq n \leq 17$ .

Finally, Figure 7 depicts the results of the associative array element-wise multiplication benchmarking test. Unlike in the previous benchmarking tests, all three runtime curves diverge from one another, with Python remaining flattest among the three. The loop structure of associative array element-wise multiplication is very similar to that of associative array

element-wise addition, so the performance curves should be expected to be similar. This indicates that the MATLAB and Julia implementations of element-wise multiplication can be optimized further. Because of the large running times relative to  $n$ , only  $n$  up to 13 were evaluated during the test.

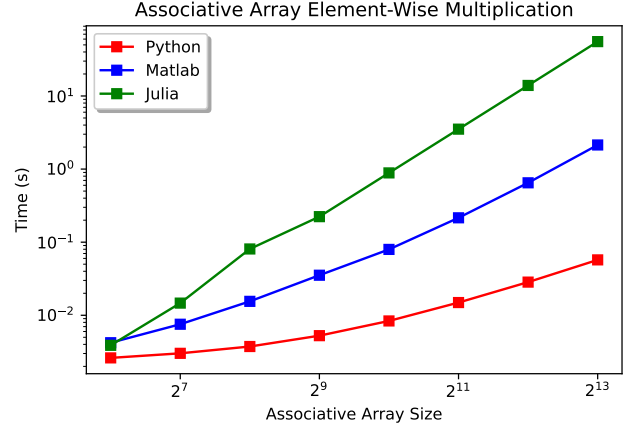


Fig. 7. Runtime of associative array element-wise multiplication, `D4M.assoc.Assoc.__mul__`, across associative arrays of dimensions  $2^n \times 2^n$  with  $\approx 8$  nonempty entries of value 1 per row, where  $5 \leq n \leq 13$ .

#### IV. CONCLUSION & FUTURE WORK

`D4M.py` further enhances Python's role as a standard scientific computing language by providing a composable toolbox which can operate on structured or unstructured data, particularly geared towards applications concerning matrices, spreadsheets, databases, and graphs. The library complements existing Python numerical libraries like NumPy and SciPy and has the potential to complement other standard, new, or emerging Python libraries which deal with big data. Among the tested associative array functions between the three existing implementations of `D4M`, `D4M.py's` performance is either within an order of magnitude of the most efficient implementation or is the most efficient implementation itself (as in the case of the associative array element-wise product).

While `D4M.py` currently uses `SciPy.sparse` as its underlying sparse linear algebra library, we plan to distill and modularize the sparse linear algebra functions utilized so that other sparse linear algebra libraries can be easily used in lieu of `SciPy.sparse`. Such possibilities include newly emerging (or newly accessible) sparse linear algebra libraries like `PyGraphBLAS` [24], `Python-GraphBLAS` [25], and `PyGB` [26] which provide Python wrappers around the `GraphBLAS` API and interfaces to the highly performant `SuiteSparse:GraphBLAS` library [27], [28], as well as software packages which plan to support sparse multidimensional arrays in the future like `Arkouda` [29], [30]. These developments could provide further opportunity to optimize existing `D4M.py` capabilities and extend them further. The notion of semirings and more general algebraic structures supporting a notion of "addition", "multiplication", and "zero" is also present in `GraphBLAS`,

suggesting deeper support for user-selected or user-defined semiring operations within D4M.

Historically D4M has provided an interface for key-value store and relational databases. Extending D4M.py's support for databases like Accumulo and SciDB can further lower the barrier to entry for data analysts and data scientists to utilize those databases, so we plan to further develop those capabilities.

#### ACKNOWLEDGMENT

The authors wish to acknowledge the following individuals for their contributions and support: Bob Bond, Stephen Buckley, Tucker Hamilton, Jeff Gottschalk, Chris Hill, Tim Kraska, Charles Leiserson, Mimi McClure, Kyle McAlpin, Joseph McDonald, Sandy Pentland, Heidi Perry, Christian Prothmann, John Radovan, Steve Rejto, Daniela Rus, Matthew Weiss, Marc Zissman.

#### REFERENCES

- [1] M. Abadi, A. Agarwal, P. Barham, E. Brevdo, Z. Chen, C. Citro, G. S. Corrado, A. Davis, J. Dean, M. Devin, S. Ghemawat, I. Goodfellow, A. Harp, G. Irving, M. Isard, Y. Jia, R. Jozefowicz, L. Kaiser, M. Kudlur, J. Levenberg, D. Mané, R. Monga, S. Moore, D. Murray, C. Olah, M. Schuster, J. Shlens, B. Steiner, I. Sutskever, K. Talwar, P. Tucker, V. Vanhoucke, V. Vasudevan, F. Viégas, O. Vinyals, P. Warden, M. Wattenberg, M. Wicke, Y. Yu, and X. Zheng, "TensorFlow: Large-scale machine learning on heterogeneous systems," 2015, software available from tensorflow.org. [Online]. Available: <https://www.tensorflow.org/>
- [2] M. Abadi, P. Barham, J. Chen, Z. Chen, A. Davis, J. Dean, M. Devin, S. Ghemawat, G. Irving, M. Isard, M. Kudlur, J. Levenberg, R. Monga, S. Moore, D. G. Murray, B. Steiner, P. A. Tucker, V. Vasudevan, P. Warden, M. Wicke, Y. Yu, and X. Zhang, "TensorFlow: A system for large-scale machine learning," *CoRR*, vol. abs/1605.08695, 2016. [Online]. Available: <http://arxiv.org/abs/1605.08695>
- [3] F. Chollet *et al.*, "Keras," <https://keras.io>, 2015.
- [4] A. Paszke, S. Gross, F. Massa, A. Lerer, J. Bradbury, G. Chanan, T. Killeen, Z. Lin, N. Gimelshein, L. Antiga, A. Desmaison, A. Kopf, E. Yang, Z. DeVito, M. Raison, A. Tejani, S. Chilamkurthy, B. Steiner, L. Fang, J. Bai, and S. Chintala, "PyTorch: An imperative style, high-performance deep learning library," in *Advances in Neural Information Processing Systems 32*, H. Wallach, H. Larochelle, A. Beygelzimer, F. d'Alché-Buc, E. Fox, and R. Garnett, Eds. Curran Associates, Inc., 2019, pp. 8024–8035. [Online]. Available: <http://papers.nips.cc/paper/9015-pytorch-an-imperative-style-high-performance-deep-learning-library.pdf>
- [5] F. Pedregosa, G. Varoquaux, A. Gramfort, V. Michel, B. Thirion, O. Grisel, M. Blondel, P. Prettenhofer, R. Weiss, V. Dubourg, J. Vanderplas, A. Passos, D. Cournapeau, M. Brucher, M. Perrot, and E. Duchesnay, "Scikit-learn: Machine learning in Python," *Journal of Machine Learning Research*, vol. 12, pp. 2825–2830, 2011.
- [6] Wes McKinney, "Data Structures for Statistical Computing in Python," in *Proceedings of the 9th Python in Science Conference*, Stéfan van der Walt and Jarrod Millman, Eds., 2010, pp. 56 – 61.
- [7] C. R. Harris, K. J. Millman, S. J. van der Walt, R. Gommers, P. Virtanen, D. Cournapeau, E. Wieser, J. Taylor, S. Berg, N. J. Smith, R. Kern, M. Picus, S. Hoyer, M. H. van Kerkwijk, M. Brett, A. Haldane, J. F. del Río, M. Wiebe, P. Peterson, P. Gérard-Marchant, K. Sheppard, T. Reddy, W. Weckesser, H. Abbasi, C. Gohlke, and T. E. Oliphant, "Array programming with NumPy," *Nature*, vol. 585, no. 7825, pp. 357–362, Sep. 2020. [Online]. Available: <https://doi.org/10.1038/s41586-020-2649-2>
- [8] P. Virtanen, R. Gommers, T. E. Oliphant, M. Haberland, T. Reddy, D. Cournapeau, E. Burovski, P. Peterson, W. Weckesser, J. Bright, S. J. van der Walt, M. Brett, J. Wilson, K. J. Millman, N. Mayorov, A. R. J. Nelson, E. Jones, R. Kern, E. Larson, C. J. Carey, İ. Polat, Y. Feng, E. W. Moore, J. VanderPlas, D. Laxalde, J. Perktold, R. Cimrman, I. Henriksen, E. A. Quintero, C. R. Harris, A. M. Archibald, A. H. Ribeiro, F. Pedregosa, P. van Mulbregt, and SciPy 1.0 Contributors, "SciPy 1.0: Fundamental Algorithms for Scientific Computing in Python," *Nature Methods*, vol. 17, pp. 261–272, 2020.
- [9] J. Kepner, W. Arcand, W. Bergeron, N. Bliss, R. Bond, C. Byun, G. Condon, K. Gregson, M. Hubbell, J. Kurz, A. McCabe, P. Michaleas, A. Prout, A. Reuther, A. Rosa, and C. Yee, "Dynamic Distributed Dimensional Data Model (D4M) database and computation system," in *2012 IEEE International Conference on Acoustics, Speech and Signal Processing (ICASSP)*, 2012, pp. 5349–5352.
- [10] V. Gadepally, J. Kepner, W. Arcand, D. Bestor, B. Bergeron, C. Byun, L. Edwards, M. Hubbell, P. Michaleas, J. Mullen, A. Prout, A. Rosa, C. Yee, and A. Reuther, "D4M: Bringing associative arrays to database engines," in *2015 IEEE High Performance Extreme Computing Conference (HPEC)*. IEEE, sep 2015. [Online]. Available: <https://doi.org/10.1109%2Fhpec.2015.7322472>
- [11] S. Dodson, D. O. Rieke, J. Kepner, N. Chiu, and A. Shcherbina, "Rapid sequence identification of potential pathogens using techniques from sparse linear algebra," in *2015 IEEE International Symposium on Technologies for Homeland Security (HST)*. IEEE, apr 2015. [Online]. Available: <https://doi.org/10.1109%2Fths.2015.7225316>
- [12] T. Moyer and V. Gadepally, "High-throughput ingest of provenance records into Accumulo," 2016. [Online]. Available: <https://arxiv.org/abs/1608.03780>
- [13] J. Kepner, W. Arcand, D. Bestor, B. Bergeron, C. Byun, V. Gadepally, M. Hubbell, P. Michaleas, J. Mullen, A. Prout, A. Reuther, A. Rosa, and C. Yee, "Achieving 100,000,000 database inserts per second using accumulo and D4M," in *2014 IEEE High Performance Extreme Computing Conference (HPEC)*. IEEE, sep 2014. [Online]. Available: <https://doi.org/10.1109%2Fhpec.2014.7040945>
- [14] S. Samsi, L. Brattain, W. Arcand, D. Bestor, B. Bergeron, C. Byun, V. Gadepally, M. Hubbell, M. Jones, A. Klein, P. Michaleas, L. Milechin, J. Mullen, A. Prout, A. Rosa, C. Yee, J. Kepner, and A. Reuther, "Benchmarking SciDB data import on HPC systems," in *2016 IEEE High Performance Extreme Computing Conference (HPEC)*. IEEE, sep 2016. [Online]. Available: <https://doi.org/10.1109%2Fhpec.2016.7761617>
- [15] A. Chen, A. Edelman, J. Kepner, V. Gadepally, and D. Hutchison, "Julia implementation of the Dynamic Distributed Dimensional Data Model," in *2016 IEEE High Performance Extreme Computing Conference (HPEC)*, 2016, pp. 1–7.
- [16] H. Jananthan, "D4M.py," <https://github.com/accla/d4m.py>, 2022.
- [17] S. Hoyer and J. Hamman, "xarray: N-D labeled arrays and datasets in Python," *In revision, J. Open Res. Software*, 2017.
- [18] V. Gadepally, J. Bolewski, D. Hook, D. Hutchison, B. Miller, and J. Kepner, "Graphulo: Linear algebra graph kernels for NoSQL databases," in *2015 IEEE International Parallel and Distributed Processing Symposium Workshop*, 2015, pp. 822–830.
- [19] L. Milechin, S. Hutchison, H. Jananthan, J. Kepner, B. A. Miller, A. Prout, S. Samsi, C. Yee, and V. Gadepally, "Graphulo: Linear algebra graph kernels," in *Massive Graph Analytics*. Chapman and Hall/CRC, 2022, pp. 525–548.
- [20] A. Cayley, "A memoir on the theory of matrices," *Philosophical Transactions of the Royal Society of London*, vol. 148, pp. 17–37, 1858.
- [21] J. Kepner and H. Jananthan, *Mathematics of Big Data: Spreadsheets, databases, matrices, and graphs*. MIT Press, 2018.
- [22] J. S. Golan, *Semirings and Their Applications*. New York: Springer Science & Business Media, 2013.
- [23] M. Gondran and M. Minoux, "Dioids and semirings: Links to fuzzy sets and other applications," *Fuzzy Sets and Systems*, vol. 158, no. 12, pp. 1273–1294, 2007.
- [24] M. Pelletier, W. Kimmerer, T. A. Davis, and T. G. Mattson, "The GraphBLAS in Julia and Python: the PageRank and triangle centralities," in *2021 IEEE High Performance Extreme Computing Conference (HPEC)*, 2021, pp. 1–7.
- [25] J. Kitchen and E. Welch, "Python-GraphBLAS," <https://github.com/python-graphblas/python-graphblas>, 2019.
- [26] J. Chamberlin, M. Zalewski, S. McMillan, and A. Lumsdaine, "PyGB: GraphBLAS DSL in Python with dynamic compilation into efficient

- C++," in *2018 IEEE International Parallel and Distributed Processing Symposium Workshops (IPDPSW)*, 2018, pp. 310–319.
- [27] T. A. Davis, "Algorithm 1000: SuiteSparse:GraphBLAS: Graph algorithms in the language of sparse linear algebra," *ACM Trans. Math. Softw.*, vol. 45, no. 4, dec 2019. [Online]. Available: <https://doi.org/10.1145/3322125>
- [28] —, "Algorithm 10xx: SuiteSparse:GraphBLAS: Graph algorithms in the language of sparse linear algebra," *ACM Trans. Math. Softw.*, (under revision) 2022, see [GraphBLAS/Doc/toms\\_parallel\\_grb2.pdf](#).
- [29] W. Reus, "CHI UW 2020 keynote Arkouda: Chapel-powered, interactive supercomputing for data science," in *2020 IEEE International Parallel and Distributed Processing Symposium Workshops (IPDPSW)*, 2020, pp. 650–650.
- [30] M. Kothari and R. W. Vuduc, "An interface for multidimensional arrays in Arkouda," in *2021 IEEE High Performance Extreme Computing Conference (HPEC)*, 2021, pp. 1–2.