

# Bottomonium sequential suppression and strong heavy-quark potential in heavy-ion collisions

Liuyuan Wen<sup>1</sup> and Baoyi Chen<sup>1,\*</sup>

<sup>1</sup>*Department of Physics, Tianjin University, Tianjin 300350, China*

(Dated: August 23, 2022)

We employ the time-dependent Schrödinger equation with different complex potentials to study the bottomonium sequential suppression in Pb-Pb collisions at  $\sqrt{s_{NN}} = 2.76$  TeV and 5.02 TeV and Au-Au collisions at  $\sqrt{s_{NN}} = 200$  GeV. Both color screening effect and the random scatterings with thermal partons are considered in the real and imaginary parts of the heavy-quark potentials. As the real part of the heavy-quark potential is between the free energy  $F(T, r)$  and the internal energy  $U(T, r)$  of heavy quarkonium, we parametrize different potentials with a function of  $F$  and  $U$  to evolve the bottomonium wave packages in the medium. We find that when the real part of the potential is close to  $U(T, r)$ , it can explain well the pattern of bottomonium sequential suppression where their nuclear modification factors satisfy the relation  $R_{AA}(1s) > R_{AA}(2s) > R_{AA}(3s)$  observed in experiments. In the other limit of  $F(T, r)$ , bottomonium wave packages tend to expand due to weak attracted force, which results in evident transitions from  $\Upsilon(2s)$  to  $\Upsilon(3s)$  components and does not satisfy the sequential suppression pattern. We suggest that the bottomonium sequential suppression can be a probe of strong heavy-quark potential in the medium.

## I. INTRODUCTION

Relativistic heavy-ion collisions can generate an extremely hot deconfined medium consisting of quarks and gluons, called Quark-Gluon Plasma (QGP) [1]. Light hadrons are melt into partons with deconfinement phase transitions. While heavy quarkonium with large binding energy may survive in the medium up to a dissociation temperature  $T_d$  [2–4]. The production and collective flows of heavy quarkonium are regarded as probes of the hot medium profile in heavy-ion collisions [5–7]. At temperatures below  $T_d$ , quarkonium bound states also suffer random scatterings with thermal partons. In transport models [8–14], color screening effect and the inelastic scatterings are considered in the collision cross section with thermal partons. While in potential models, the effect of random scatterings is approximated to be an imaginary potential on the quarkonium wave function [15–17]. Both color screening effect and particle scatterings are included in the complex potentials of quarkonium. The inverse transition from color-octet to color-singlet state is ignored herein, which turns out to be less important in the nuclear modification factors of bottomonium [18]. There have been some potential models such as the Schrödinger-Langevin equation which describes the evolution of quarkonium wave functions with the stochastic potential directly [16]. Open quantum system approaches are also developed to evolve the density matrix of the subsystems with the Lindblad equation formalism [19, 20] and the stochastic wave packages with the Stochastic Schrödinger equation [21, 22].

The sequential suppression pattern of bottomonium states have been observed in Pb-Pb collisions at the Large Hadron Collider (LHC) [23–25] and the Relativistic

Heavy-ion Collider (RHIC) [26, 27]. The dissociation of quarkonium is closely connected with the in-medium heavy quark potentials. One can use the sequential suppression pattern to extract the in-medium potential. In this work, we take different complex potentials to evolve the bottomonium wave packages in the hot medium. The inner motion of wave packages is described with the time-dependent Schrödinger equation. As the real part of the heavy quark potential is between two limits: the free energy  $F$  and the internal energy  $U$ , a parametrized potential consisting of  $F$  and  $U$  are taken in the Hamiltonian. We studied the suppression of bottomonium states  $\Upsilon(1s, 2s, 3s)$  at LHC energy (2.76 TeV, 5.02 TeV) Pb-Pb collisions and the RHIC energy (200 GeV) Au-Au collisions. The regeneration process from uncorrelated bottom and anti-bottom quarks in QGP are neglected in the present framework [28, 29]. It turns out to be less important compared with the primordial production.

Firstly, we will introduce the framework of the Schrödinger equation model. Then we parametrize the complex potentials based on the data from Lattice QCD calculations. The realistic spatial distribution of bottomonium produced in Pb-Pb collisions is proportional to the number of binary collisions. While the initial momentum distribution is extracted from the pp collisions. After bottomonium wave packages move out of the hot medium, the final production of bottomonium states is obtained by projecting the wave packages to the  $\Upsilon(1s, 2s, 3s)$  states which are defined as the eigenstates of the vacuum Cornell potential. The inclusive nuclear modification factors of each state are given after considering the feed-down process from higher to lower states.

## II. THEORETICAL MODEL

In the bottomonium evolution, hot medium effects are included in the temperature-dependent complex poten-

\* baoyi.chen@tju.edu.cn

tial. Neglect the viscosity of the medium, both real and imaginary potentials become central. There is no mixing between the states with different angular momentum in the evolution of bottomonium wave package. Due to the large mass of bottom quarks compared with the inner motion of bottomonium, one can neglect the relativistic effect. We separate the radial part of the Schrödinger equation for bottomonium evolution [30],

$$i\hbar \frac{\partial}{\partial t} \psi(r, t) = \left[ -\frac{\hbar^2}{2m_\mu} \frac{\partial^2}{\partial r^2} + V(r, T) + \frac{L(L+1)\hbar^2}{2m_\mu r^2} \right] \psi(r, t) \quad (1)$$

where  $r$  is the radius of the wave package.  $t$  is the proper time in the local rest frame of bottomonium. The reduced mass is defined as  $m_\mu = m_1 m_2 / (m_1 + m_2) = m_b / 2$  with bottom mass to be  $m_b = 4.18$  GeV. The wave package  $\psi(r, t) = rR(r, t)$  is a product of the  $r$  and the radial wave function  $R(r, t)$ . It is regarded as a quantum superposition of bottomonium eigenstates of the vacuum Cornell potential,  $\frac{\psi(r, t)}{r} = \sum_{nl} c_{nl}(t) \Phi_{nl}(r)$ .  $\Phi_{nl}(r)$  is the radial wave function of the eigenstate with the fixed radial and angular quantum number  $(n, l)$ . The square of the coefficient  $|c_{nl}(t)|^2$  is the fraction of the corresponding eigenstate in the wave package. It changes with time due to the complex heavy-quark potential  $V(r, T)$ .

In the hot medium, the real part of the heavy quark potential is reduced by the color screening. It is between the free energy  $F(T, r)$  and the internal energy  $U(r, T)$ . Some studies have indicated a strong attracted potential of quarkonium in the medium [7, 30, 31]. We parametrize the free energy with the form [32],

$$F(r, T) = -\frac{\alpha}{r} e^{-m_D r} + \frac{\sigma}{m_D} (1 - e^{-m_D r}) \quad (2)$$

where  $m_D = T \sqrt{\frac{4\pi N_c}{3} \alpha (1 + \frac{N_f}{6})}$  is the in-medium gluon Debye mass [32]. The values of  $\alpha$  and  $\sigma$  is determined in the Cornell potential with the bottomonium masses in vacuum,  $\alpha = \pi/12$ ,  $\sigma = 0.2$  (GeV)<sup>2</sup>. The factors of color and flavor are taken as  $N_c = N_f = 3$ . The internal energy is obtained via the relation  $U(r, T) = F + T(-\partial F/\partial T)$ ,

$$U(r, T) = -\frac{\alpha}{r} (1 + m_D r) e^{-m_D r} + \frac{2\sigma}{m_D} [1 - e^{-m_D r}] - \sigma r e^{-m_D r} \quad (3)$$

In the following calculations, we parametrize the real potential with a combination of  $F$  and  $U$ ,  $V_R = xF + (1-x)U$ . The parameter  $x \in [0, 1]$  indicates that the real potential is between the free energy and the internal energy. The dependence of  $(r, T)$  in the parameter  $x$  has been temporarily neglected.

Random scatterings from thermal partons contribute noise terms in the potential. The stochastic evolution of the wave package with a noisy potential is well-approximated by the evolution of the averaged wave func-

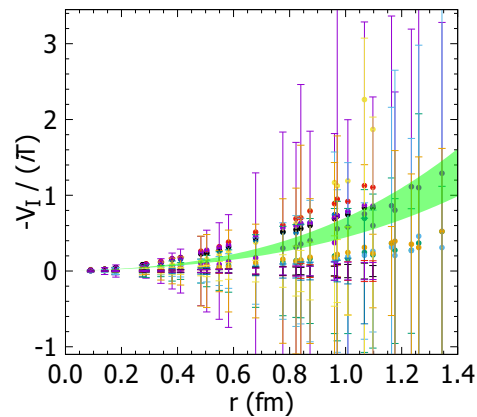


FIG. 1. The imaginary part of the heavy quark potential scaled with the temperature  $iV_I/T$  as a function of the radius. The uncertainty of the data points is partially considered by fitting with a band. The potential data is cited from [33].

tion with complex potential [30, 34]. According to the results from lattice QCD calculations, the imaginary potential shows near-linear dependence on the temperature. Therefore, we fit the value of  $V_I/T$  with the polynomial up to cubic terms of the radius [35],

$$\begin{aligned} V_I^{\text{upper}}(\bar{r}, T) &= -iT(a_1 \bar{r}^3 + a_2 \bar{r}^2 + a_3 \bar{r}) \\ V_I^{\text{lower}}(\bar{r}, T) &= -iT(b_1 \bar{r}^3 + b_2 \bar{r}^2 + b_3 \bar{r}) \end{aligned} \quad (4)$$

where  $a_1 = 0.2096$ ,  $a_2 = 0.1486$ ,  $a_3 = 0.0854$  and  $b_1 = 0.3605$ ,  $b_2 = 0.2536$ ,  $b_3 = 0.0909$ .  $i$  is an imaginary number.  $\bar{r} \equiv r/fm$  is the dimensionless variable. The upper and lower limits of the band  $V_I^{\text{upper}}$  and  $V_I^{\text{lower}}$  consider some of the uncertainty in the data points in Fig.1. The parametrization Eq.(4) is compared with the data points in Fig.1.

The time-dependent Schrödinger equation with complex potentials can be solved numerically with the Crank-Nicolson method, where the wave package is directly evolved in the coordinates instead of projecting to a series of eigenstates. The discrete form of the radial Schrödinger equation becomes (with natural unit  $\hbar = c = 1$ ),

$$\mathbf{T}_{j,k}^{n+1} \psi_k^{n+1} = \mathcal{V}_j^n. \quad (5)$$

Here  $j$  and  $k$  are the index of rows and columns in the matrix  $\mathbf{T}$  respectively. The non-zero elements in the matrix are,

$$\begin{aligned} \mathbf{T}_{j,j}^{n+1} &= 2 + 2a + bV_j^{n+1}, \\ \mathbf{T}_{j,j+1}^{n+1} &= \mathbf{T}_{j+1,j}^{n+1} = -a, \\ \mathcal{V}_j^n &= a\psi_{j-1}^n + (2 - 2a - bV_j^n)\psi_j^n + a\psi_{j+1}^n, \end{aligned} \quad (6)$$

the parameters are  $a = i\Delta t / (2m_\mu (\Delta r)^2)$ , and  $b = i\Delta t$ .  $\Delta t = 0.001$  fm/c and  $\Delta r = 0.03$  fm is the step of the time and the radius. The subscript  $j$  and the superscript

$n$  represents the coordinate and the time,  $r_j = j \cdot \Delta r$  and  $t^n = n \cdot \Delta t$  respectively. As the potential depends on the temperature of the medium which changes with the time and the coordinate, hamiltonian depends on time. At each time step, we calculate the inverse of the matrix  $\mathbf{T}$  to get the wave package at the next time step. As the medium local temperature only changes evidently after a time scale larger than  $\sim 0.1$  fm/c, We can approximately use the same value of the matrix in this time scale, and update the value of the matrix and its inverse after a time period of  $100\Delta t$ . This approximation significantly reduces the numerical computation time. The fractions of the bottomonium eigenstates in the wave package of the bottom dipole is obtained by projecting  $\psi(r, t)$  to the wave functions of the corresponding eigenstates  $\Phi_{nl}$ .

In Pb-Pb collisions, the initial wave packages of bottom pairs after the production are close to a Delta function in coordinates. We assume that the wave packages have evolved into bottomonium eigenstates before the time scale of  $\tau_0 \sim 0.6$  fm/c [36], where the medium evolution can be described by the hydrodynamic equations. We start evolving the Schrödinger equation from  $\tau_0$  with the initial wave package to be the wave functions of bottomonium eigenstates. The mixing between different eigenstates will be induced by the in-medium potential which corresponds to the transitions between different eigenstates. With multiple wave packages generated at different positions, they move along different trajectories in the hot medium and experience different temperature profiles. We randomly generate a large set of wave packages representing the primordially produced bottomonium, and evolve their wave packages event-by-event with the Schrödinger equation. The ensemble-averaged final fractions of the bottomonium eigenstates in the wave package are obtained and used to calculate the direct and inclusive nuclear modification factor  $R_{AA}(1s, 2s, 3s)$ .

### III. INITIAL CONDITIONS AND HOT MEDIUM EVOLUTIONS

In proton-proton (pp) collisions, experiments have measured the production cross section of  $\Upsilon(1s, 2s, 3s)$  respectively. The inclusive cross sections  $\sigma_{\text{exp}}$  of  $\Upsilon(1s, 1p, 2s, 2p, 3s)$  with the feed-down process are listed in table I. The direct cross section without the feed-down process is connected with the experimental data with the branching ratios from the particle data group [37]. It satisfies the relation  $\sigma_{\text{exp}}(1s) = \sigma_{\text{direct}}(1s) + \sum_{nl} \sigma_{\text{direct}}(nl)\mathcal{B}_{nl \rightarrow 1s}$ . The radial and angular quantum number  $n, l$  represents the states of (1p, 2s, 2p, 3s) when taking different values. In the calculations, We treat the  $\chi_{b0, b1, b2}(1p)$  to be the same 1p state where the branching ratio of  $\mathcal{B}_{1p \rightarrow 1s}$  is the average of the three branching ratios  $\mathcal{B}(\chi_{b0, b1, b2}(1p) \rightarrow 1s)$ . The potential for the  $\chi_{b0, b1, b2}(1p)$  is also the same in the Schrödinger equation. Similarly,  $\chi_b(2p)$  represents the sum of  $\chi_{b0, b1, b2}(2p)$  states. For the inclusive cross

sections of excited states, we can obtain a similar relation  $\sigma_{\text{exp}}(2s) = \sigma_{\text{direct}}(2s) + \sum_{nl} \sigma_{\text{direct}}(nl)\mathcal{B}_{nl \rightarrow 2s}$  where  $n, l$  here represents higher states above  $\Upsilon(2s)$ . With this method we extract the direct cross sections of bottomonium states listed in table I. In the initial conditions of the Schrödinger equation, the number of wave packages initialized as different bottomonium eigenstates at  $t = \tau_0$  satisfy the ratio  $\sigma_{\text{direct}}^{1s} : \sigma_{\text{direct}}^{1p} : \sigma_{\text{direct}}^{2s} : \sigma_{\text{direct}}^{2p} : \sigma_{\text{direct}}^{3s}$  in table I.

TABLE I. Bottomonium production cross section measured in  $\sqrt{s_{NN}} = 5.02$  TeV pp collisions.  $\sigma_{\text{exp}}$  and  $\sigma_{\text{direct}}$  represent the cross sections with and without the feed-down process. The values of  $\sigma_{\text{exp}}$  are cited from [38–45].

State	$\Upsilon(1s)$	$\chi_b(1p)$	$\Upsilon(2s)$	$\chi_b(2p)$	$\Upsilon(3s)$
$\sigma_{\text{exp}}(nb)$	57.6	33.51	19	29.42	6.8
$\sigma_{\text{direct}}(nb)$	37.97	44.2	18.27	37.68	8.21

After initializing the wave function of bottom pair to be the bottomonium eigenstates at  $t = \tau_0$ , the relative motion of the wave packages are controlled by the Schrödinger equation. While the center of the wave packages move in the medium with a constant total momentum  $p_T$ . We assume that the momentum distribution of wave packages satisfy the bottomonium momentum distribution measured in pp collisions. The normalized initial transverse momentum distribution of  $\Upsilon(1s)$  in 5.02 TeV pp collisions is parametrized with the form,

$$\frac{dN_{pp}^{\Upsilon}}{d\phi p_T dp_T} = \frac{(n-1)}{\pi(n-2)\langle p_T^2 \rangle_{pp}} \left[ 1 + \frac{p_T^2}{(n-2)\langle p_T^2 \rangle_{pp}} \right]^{-n} \quad (7)$$

where the parameter is fitted to be  $n = 2.5$ , and the mean transverse momentum square at the central rapidity is estimated to be  $\langle p_T^2 \rangle_{pp} = (80, 55, 28)$  (GeV/c)<sup>2</sup> at 5.02 TeV, 2.76 TeV and 200 GeV respectively based on the measurements in pp collisions [41, 42, 46]. Spatial distributions of the wave package is proportional to the number of binary collisions in the overlap of two nuclei. We assume the same distribution for bottomonium excited states as the ground state. The cold nuclear matter effects such as the shadowing effect also changes the initial distributions of the wave packages. We take the EPS09 NLO model to calculate the shadowing factor  $\mathcal{R}_S(\mathbf{x}_T)$  of bottomonium [47]. We randomly generate the wave packages based on the spatial distribution,

$$\frac{dN_{AA}^{\Upsilon}}{d\mathbf{x}_T} \propto T_A(\mathbf{x}_T + \mathbf{b}/2)T_B(\mathbf{x}_T - \mathbf{b}/2)\mathcal{R}_S(\mathbf{x}_T) \quad (8)$$

where  $T_{A(B)}$  is the thickness function.  $\mathbf{b}$  is the impact parameter. The center of the wave packages move in the hot medium with a constant momentum satisfying the distribution Eq.(7).

For the hot medium evolutions, we use the (2+1) dimensional ideal hydrodynamic model developed by Tsinghua Group. The hydrodynamic model have been applied in the transport model to explain well both char-

monium and bottomonium observables at RHIC [7, 48] and LHC [49–51] energies. At  $\sqrt{s_{NN}} = 5.02$  TeV Pb-Pb collisions, the maximum initial temperature at the center of the fireball is determined to be  $T_0(\mathbf{x}_T = 0) = 510$  MeV at the time  $\tau_0 = 0.6$  fm in central rapidity. The spatial distributions of the initial energy density is obtained with the optical Glauber initial condition. The equation of state of the QGP and the hadron gas are taken as the ideal gas and hadron resonance gas, respectively. The phase transition between two phases is a first-order transition with the critical temperature determined to be  $T_c = 165$  MeV by the bag model. Wave packages start evolution with the parametrized complex potentials from  $\tau \geq \tau_0$  along different trajectories. When the local temperature along quantum trajectories is smaller than  $T_c$ , in-medium potential is replaced with the Cornell potential, where the fraction of the bottomonium eigenstates in wave package do not change any more. With this approximation, we have neglected the hadron gas effects, which is believed to be small for tightly bound bottomonium.

#### IV. OBSERVABLES

At each time step, the dynamical evolution of the wave package is described with the Schrödinger equation where the hot medium effects and the cold nuclear matter effects are encoded in the complex potential and the initial conditions respectively. The wave packages move with a constant velocity in the medium. The final fractions of the bottomonium eigenstates in the wave packages are calculated when the center of wave packages move out of the QGP. After ensemble average over a large set of wave packages generated with different initial positions and the total momenta, we get the mean fraction  $|c_{nl}(t)|^2$  of the bottomonium eigenstate labelled with the quantum number  $(n, l)$  in the wave package to be,

$$\langle |c_{nl}(t)|^2 \rangle_{\text{en}} = \frac{\int d\mathbf{x}_\Upsilon d\mathbf{p}_\Upsilon |c_{nl}(t, \mathbf{x}_\Upsilon, \mathbf{p}_\Upsilon)|^2 \frac{dN_{AA}^\Upsilon}{d\mathbf{x}_\Upsilon d\mathbf{p}_\Upsilon}}{\int d\mathbf{x}_\Upsilon d\mathbf{p}_\Upsilon \frac{dN_{AA}^\Upsilon}{d\mathbf{x}_\Upsilon d\mathbf{p}_\Upsilon}} \quad (9)$$

where  $\mathbf{x}_\Upsilon$  and  $\mathbf{p}_\Upsilon$  are the position and the total momentum of the center of a wave package respectively.  $dN_\Upsilon/d\mathbf{x}_\Upsilon d\mathbf{p}_\Upsilon$  represents the distribution of wave packages in phase space. After the evolution of the Schrödinger equation, excited states decay into the ground state and contribute to the inclusive  $R_{AA}$  of  $\Upsilon(1s)$  and  $\Upsilon(2s)$ ,

$$R_{AA}(1s) = \frac{\sum_{nl} \langle |c_{nl}(t)|^2 \rangle_{\text{en}} f_{pp}^{nl} \mathcal{B}_{nl \rightarrow 1s}}{\sum_{nl} \langle |c_{nl}(t_0)|^2 \rangle_{\text{en}} f_{pp}^{nl} \mathcal{B}_{nl \rightarrow 1s}} \quad (10)$$

$\mathcal{B}_{nl \rightarrow 1s}$  is the branching ratio of the eigenstate  $(n, l)$  decaying into the 1s state. The values of branching ratios are taken from the particle data group. In the calculation

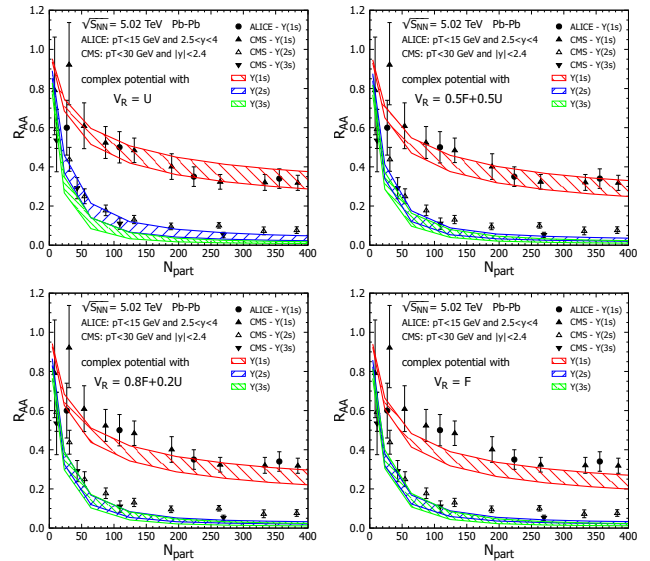


FIG. 2. The nuclear modification factors of bottomonium states  $\Upsilon(1s, 2s, 3s)$  as a function of the number of participant  $N_p$  in  $\sqrt{s_{NN}} = 5.02$  TeV Pb-Pb collisions. The complex potentials are taken where the real part of the potential is parametrized with the form  $V_R = xF + (1-x)U$ , with  $x = (0, 0.5, 0.8, 1)$  respectively in above panels. The band of the theoretical results corresponds to the uncertainty of the imaginary potential fitted before. The experimental data is cited from ALICE [52] and CMS [53] Collaborations.

of inclusive  $R_{AA}(1s)$ , all the decay channels of  $\chi_b(1p) \rightarrow \Upsilon(1s)$ ,  $\Upsilon(2s) \rightarrow \Upsilon(1s)$ ,  $\chi_b(2p) \rightarrow \Upsilon(1s)$ ,  $\Upsilon(3s) \rightarrow \Upsilon(1s)$  are included in Eq.(10). For inclusive  $R_{AA}(2s)$ , the decay contribution from  $\chi_b(2p)$ ,  $\Upsilon(3s)$  are considered. There is no higher states decaying into  $\Upsilon(3s)$ .

#### V. NUMERICAL RESULTS

In heavy-ion collisions, we take different complex potentials in the Schrödinger equation to calculate the nuclear modification factors of bottomonium at LHC and RHIC energies. The real part of the potential is parametrized with a function of  $F$  and  $U$ . While the imaginary potential is parametrized with a polynomial function. The uncertainty of the imaginary potential is considered with a band.

In Fig.2, the suppression of bottomonium  $R_{AA}$  as a function of the number of participant  $N_p$  are mainly induced by the imaginary potential and the color screening effect. In the case of  $V_R = U$ , strong heavy quark potential can constrain the wave package. The theoretical calculations show a clear pattern of the sequential suppression,  $R_{AA}^{1s} > R_{AA}^{2s} > R_{AA}^{3s}$  in Fig.2. The bands of the theoretical results come from the uncertainty in the imaginary potential ( $V_I^{\text{upper}}$  and  $V_I^{\text{lower}}$ ). For excited states such as  $\Upsilon(3s)$ , its geometry size is larger than the ground state. As  $V_I$  increases with the distance and the

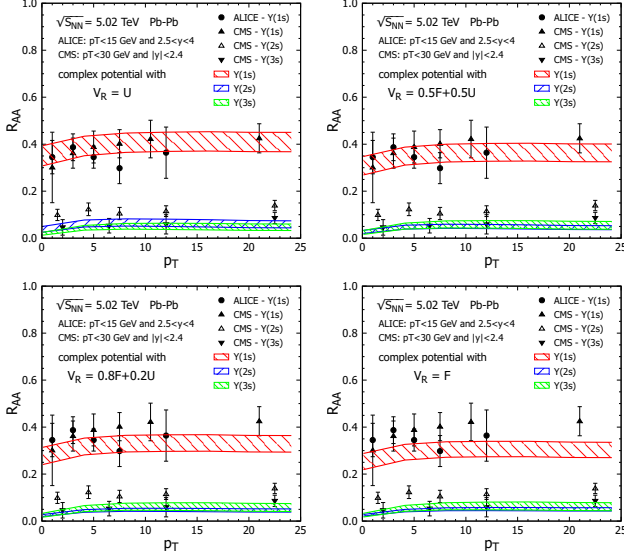


FIG. 3. The nuclear modification factors of bottomonium states  $\Upsilon(1s, 2s, 3s)$  as a function of  $p_T$  in minimum-bias  $\sqrt{s_{NN}} = 5.02$  TeV Pb-Pb collisions. The complex potentials are taken, where the real part of the potential is parametrized with the form  $V_R = xF + (1-x)U$ , with  $x = (0, 0.5, 0.8, 1)$  respectively in above panels. The band of the theoretical results corresponds to the uncertainty of the imaginary potential fitted before. The experimental data is cited from ALICE [52] and CMS [53] Collaborations.

temperature, bottomonium excited states suffer stronger dissociation than the ground state. However, when the heavy quark potential is close to the free energy, such as in the cases of  $V_R = F$  and  $V_R = 0.2U + 0.8F$ , the attracted force in the wave package becomes weak. The wave package tends to expand outside. The components of the ground state tend to transit into the excited states. In the weak heavy quark potential with  $V_R = F$  in Fig.2, the theoretical band of  $R_{AA}^{1s}$  is smaller than the experimental data. Besides, the pattern of  $\Upsilon(2s, 3s)$  sequential suppression is not evident anymore.

For the  $p_T$ -differential  $R_{AA}$  in Fig.3, there is a clear sequential suppression pattern in  $R_{AA}(1s, 2s, 3s)$  with  $V_R = U$ . The theoretical bands can qualitatively explain the experimental data of  $\Upsilon(1s, 2s, 3s)$ . The slight increase of  $R_{AA}(p_T)$  with  $p_T$  is because of the fact that wave packages with larger momentum tend to escape from the hot medium with a shorter time, where the suppression is weaker. While with a weak heavy quark potential ( $V_R = F$ ), the quantum transition in the wave package makes  $R_{AA}^{3s}$  become larger than the value of  $\Upsilon(2s)$ . This is due to the expansion of wave package, which increases the overlap between the wave package and the  $\Upsilon(3s)$  wave function. The uncertainty in the imaginary potential is included in  $R_{AA}$  with a band. It does not change the conclusion about the sequential suppression and the strong heavy quark potential. Therefore, the sequential suppression pattern of

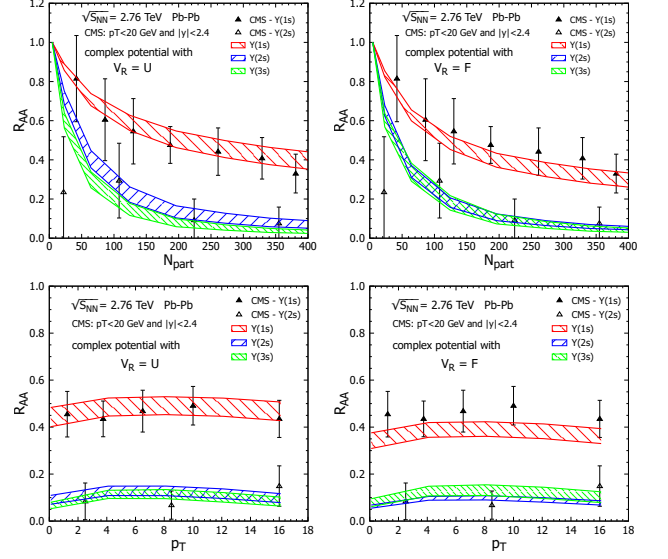


FIG. 4. The nuclear modification factors of bottomonium states  $\Upsilon(1s, 2s, 3s)$  as a function of  $N_p$  and  $p_T$  in  $\sqrt{s_{NN}} = 2.76$  TeV Pb-Pb collisions.  $R_{AA}(p_T)$  is in minimum-bias. The real part of the potential is taken as  $V_R = U$  and  $V_R = F$  respectively. The band of the theoretical results corresponds to the uncertainty of the imaginary potential. The experimental data is cited from CMS Collaboration [24].

bottomonium indicates a strong heavy quark potential in the hot medium. The exact  $r$ - and  $T$ -dependence in the parameter  $x$  in the parametrization of  $V_R$  is beyond the scope of present work and will be left in following works.

Next we turn to the experimental data about bottomonium at  $\sqrt{s_{NN}} = 2.76$  TeV Pb-Pb collisions. The experimental data in Fig.4 is cited from CMS Collaboration. At  $\sqrt{s_{NN}} = 2.76$  TeV, the production cross section of  $\Upsilon(1s, 2s)$  are extracted to be  $d\sigma_{\Upsilon}/dy = (30.3, 10)$  nb respectively based on the measurement in the central rapidity pp collisions [24, 54]. While the production cross section of  $\Upsilon(3s)$  is extracted with the same ratio of  $\sigma(\Upsilon(2s))/\sigma(\Upsilon(3s))$  used in 5.02 TeV collisions. We obtain the differential cross section of  $\Upsilon(3s)$  to be  $d\sigma_{\Upsilon(3s)}/dy = 3.58$  nb in the central rapidity. The direct cross section before feed-down process can be obtained based on the same approach in the case of 5.02 TeV. Hot medium evolution is also updated with a new input of the energy density profile, where the maximum local temperature at the center of the medium is determined as  $T_0(\mathbf{x}_T = 0|b = 0) = 484$  MeV.

In Fig.4, the nuclear modification factor of three bottomonium states  $\Upsilon(1s, 2s, 3s)$  are calculated with different complex potentials. The real part of the potential is taken as free energy and the internal energy  $V_R = F$  and  $U$ . It seems that both potentials can explain the data of the ground and the excited state  $\Upsilon(1s, 2s)$ . However, the

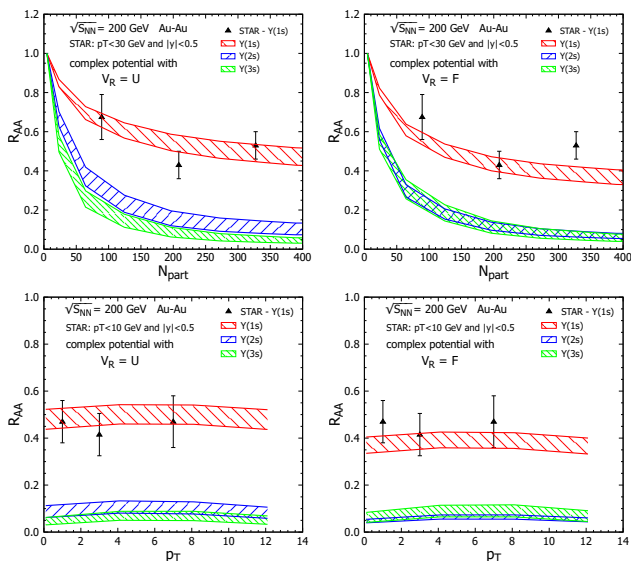


FIG. 5. The nuclear modification factors of bottomonium states  $\Upsilon(1s, 2s, 3s)$  as a function of  $N_p$  and  $p_T$  in  $\sqrt{s_{NN}} = 200$  GeV Au-Au collisions.  $R_{AA}(p_T)$  is in cent.0-60%. The real part of the potential is taken as  $V_R = F$  and  $V_R = U$  respectively. The band of the theoretical results corresponds to the uncertainty of the imaginary potential. The experimental data is cited from STAR Collaboration [55].

relations between  $R_{AA}(2s)$  and  $R_{AA}(3s)$  become very different in the weak ( $V_R = F$ ) and strong ( $V_R = U$ ) binding scenarios. In the weak heavy-quark potential, bottomonium wave packages tend to expand outside in the hot medium. This results in the transition of  $2s$  to  $3s$  states, and gets  $R_{AA}(3s) \geq R_{AA}(2s)$ . When taking a strong potential  $V_R = U$ , theoretical studies show a clear pattern of sequential suppression between  $\Upsilon(1s, 2s, 3s)$ . More experimental data especially about the  $\Upsilon(2s, 3s)$  can help to reveal the in-medium heavy-quark potentials.

At the end, we turn to the bottomonium suppression at  $\sqrt{s_{NN}} = 200$  GeV Au-Au collisions. In the central rapidity of pp collision, bottomonium different cross section is fitted to be  $d\sigma_{\Upsilon(1s,2s,3s)}/dy = (2.35, 0.77, 0.27)$  nb based on the  $\Upsilon(1s, 2s)$  measurements from STAR Collaboration, while  $\Upsilon(3s)$  cross section is scaled with the same ratio of  $\sigma(\Upsilon(2s))/\sigma(\Upsilon(3s))$  as in 5.02 TeV. The medium temperatures at RHIC energy is much lower than the values at LHC energies. The maximum temperature in the central Au-Au collisions is determined to be  $T_0(\mathbf{x}_T = 0|b = 0) = 390$  MeV. The shadowing factor on bottomonium is much smaller at RHIC energy. With weak and strong potentials, we calculated the  $R_{AA}(1s, 2s, 3s)$  as a function of  $N_p$  and  $p_T$  respectively

in Fig.5. Even theoretical bands with different choices of  $V_R$  can explain the  $\Upsilon(1s)$  data, but the pattern of sequential suppression in  $\Upsilon(2s, 3s)$  can only be seen in the situation of  $V_R = U$ . Employing different imaginary potentials do not change the suppression pattern in three states  $\Upsilon(1s, 2s, 3s)$ .

Now we discuss the sensitivity of the results on the parameters. As final bottomonium is dominated by the primordial production, the initial  $p_T$  distribution function of bottomonium Eq.(7) is mostly cancelled in the numerator and denominator of the  $R_{AA}(p_T)$ . Besides,  $R_{AA}$  shows weak dependence on  $p_T$  in a fixed centrality. Therefore,  $R_{AA}$  depends weakly on the choices of  $n$  and  $\langle p_T^2 \rangle_{pp}$  in the initial  $p_T$  distribution. The rapidity differential cross section  $d\sigma/dy$  used in both numerator and denominator of  $R_{AA}$  is also canceled. Another important ingredient is the imaginary potential. The degree of bottomonium suppression depends on the magnitude of the imaginary potential. As imaginary potential increases with the radius, bottomonium excited states suffer stronger suppression compared with the ground state. Employing different imaginary potential still gets the sequential suppression pattern in bottomonium.

## VI. SUMMARY

In this work, we employ the time-dependent Schrödinger equation with different complex potentials to study the sequential suppression of bottomonium states  $\Upsilon(1s, 2s, 3s)$  at  $\sqrt{s_{NN}} = (5.02, 2.76)$  TeV Pb-Pb collisions and 200 GeV Au-Au collisions. The imaginary part of the heavy quark potential is fitted with the lattice QCD calculations, where the uncertainty of the data points are considered in the imaginary potential with a band. While the real part of the potential is between the free energy  $F$  and the internal energy  $U$ . The realistic real potential is parametrized as a function of  $F$  and  $U$ . With different real potentials, the attracted force in the wave packages of bottomonium becomes different. We find that the sequential suppression pattern of  $\Upsilon(1s, 2s, 3s)$  is explained well when the real potential is strong and close to  $U$  which can constrain the wave package in the hot medium. This conclusion is not changed by different choices of the imaginary potential. Therefore, the sequential suppression pattern of bottomonium states is suggested to be a probe of the strong in-medium heavy quark potential in heavy-ion collisions.

**Acknowledgement:** This work is supported by the National Natural Science Foundation of China (NSFC) under Grant Nos. 12175165.

[1] A. Bazavov, T. Bhattacharya, M. Cheng, C. DeTar, H. T. Ding, S. Gottlieb, R. Gupta, P. Hegde, U. M. Heller

and F. Karsch, *et al.* Phys. Rev. D **85**, 054503 (2012)  
[2] T. Matsui and H. Satz, Phys. Lett. B **178**, 416-422 (1986)

- [3] H. Satz, *J. Phys. G* **32**, R25 (2006)
- [4] J. Zhao, K. Zhou, S. Chen and P. Zhuang, *Prog. Part. Nucl. Phys.* **114**, 103801 (2020)
- [5] B. Chen, M. Hu, H. Zhang and J. Zhao, *Phys. Lett. B* **802**, 135271 (2020)
- [6] J. Zhao, B. Chen and P. Zhuang, *Phys. Rev. C* **105**, no.3, 034902 (2022)
- [7] Y. Liu, B. Chen, N. Xu and P. Zhuang, *Phys. Lett. B* **697**, 32-36 (2011)
- [8] L. Yan, P. Zhuang and N. Xu, *Phys. Rev. Lett.* **97**, 232301 (2006)
- [9] B. Chen, T. Guo, Y. Liu and P. Zhuang, *Phys. Lett. B* **765**, 323-327 (2017)
- [10] X. Zhao and R. Rapp, *Phys. Lett. B* **664**, 253-257 (2008)
- [11] X. Du and R. Rapp, *Nucl. Phys. A* **943**, 147-158 (2015)
- [12] X. Yao, W. Ke, Y. Xu, S. A. Bass and B. Müller, *JHEP* **01**, 046 (2021)
- [13] X. Yao and T. Mehen, *JHEP* **02**, 062 (2021)
- [14] J. Zhao and P. Zhuang, *Phys. Rev. C* **105**, no.6, 064907 (2022)
- [15] J. P. Blaizot and M. A. Escobedo, *Phys. Rev. D* **98**, no.7, 074007 (2018)
- [16] R. Katz and P. B. Gossiaux, *Annals Phys.* **368**, 267-295 (2016)
- [17] P. B. Gossiaux and R. Katz, *Nucl. Phys. A* **956**, 737-740 (2016)
- [18] Y. Akamatsu, *Phys. Rev. D* **91**, no.5, 056002 (2015)
- [19] N. Brambilla, M. A. Escobedo, J. Soto and A. Vairo, *Phys. Rev. D* **96**, no.3, 034021 (2017)
- [20] N. Brambilla, M. Á. Escobedo, M. Strickland, A. Vairo, P. Vander Griend and J. H. Weber, *JHEP* **05**, 136 (2021)
- [21] Y. Akamatsu, M. Asakawa, S. Kajimoto and A. Rothkopf, *JHEP* **07**, 029 (2018)
- [22] Z. Xie and B. Chen, [arXiv:2205.13302 [nucl-th]].
- [23] A. M. Sirunyan *et al.* [CMS], *Phys. Lett. B* **790**, 270-293 (2019)
- [24] V. Khachatryan *et al.* [CMS], *Phys. Lett. B* **770**, 357-379 (2017)
- [25] B. B. Abelev *et al.* [ALICE], *Phys. Lett. B* **738**, 361-372 (2014)
- [26] A. Adare *et al.* [PHENIX], *Phys. Rev. C* **91**, no.2, 024913 (2015)
- [27] L. Adamczyk *et al.* [STAR], *Phys. Lett. B* **735**, 127-137 (2014) [erratum: *Phys. Lett. B* **743**, 537-541 (2015)]
- [28] B. Chen and J. Zhao, *Phys. Lett. B* **772**, 819-824 (2017)
- [29] J. P. Blaizot, D. De Boni, P. Faccioli and G. Garberoglio, *Nucl. Phys. A* **946**, 49-88 (2016)
- [30] L. Wen, X. Du, S. Shi, B. Chen, *Chin. Phys. C* **46**, (2022) 114102, [arXiv:2205.07520 [nucl-th]].
- [31] X. Du, S. Y. F. Liu and R. Rapp, *Phys. Lett. B* **796**, 20-25 (2019)
- [32] A. Islam and M. Strickland, *JHEP* **21**, 235 (2020)
- [33] Y. Burnier and A. Rothkopf, *Phys. Rev. D* **95**, no.5, 054511 (2017)
- [34] A. Islam and M. Strickland, *Phys. Lett. B* **811**, 135949 (2020)
- [35] S. Shi, K. Zhou, J. Zhao, S. Mukherjee and P. Zhuang, *Phys. Rev. D* **105**, no.1, 1 (2022)
- [36] W. Zhao, H. j. Xu and H. Song, *Eur. Phys. J. C* **77**, no.9, 645 (2017)
- [37] M. Tanabashi *et al.* [Particle Data Group], *Phys. Rev. D* **98**, no.3, 030001 (2018)
- [38] S. Chatrchyan *et al.* [CMS], *Phys. Lett. B* **727**, 101-125 (2013)
- [39] G. Aad *et al.* [ATLAS], *Phys. Rev. D* **87**, no.5, 052004 (2013)
- [40] V. Khachatryan *et al.* [CMS], *Phys. Rev. D* **83**, 112004 (2011)
- [41] R. Aaij *et al.* [LHCb], *Eur. Phys. J. C* **72**, 2025 (2012)
- [42] R. Aaij *et al.* [LHCb], *Eur. Phys. J. C* **74**, no.4, 2835 (2014)
- [43] R. Aaij *et al.* [LHCb], *Eur. Phys. J. C* **74**, no.10, 3092 (2014)
- [44] J. Adam *et al.* [ALICE], *Eur. Phys. J. C* **76**, no.4, 184 (2016)
- [45] R. Aaij *et al.* [LHCb], *JHEP* **06**, 064 (2013)
- [46] D. Acosta *et al.* [CDF], *Phys. Rev. Lett.* **88**, 161802 (2002)
- [47] K. J. Eskola, H. Paukkunen and C. A. Salgado, *JHEP* **04**, 065 (2009) [arXiv:0902.4154 [hep-ph]].
- [48] Y. Liu, Z. Qu, N. Xu and P. Zhuang, *J. Phys. G* **37**, 075110 (2010)
- [49] B. Chen, Y. Liu, K. Zhou and P. Zhuang, *Phys. Lett. B* **726**, 725-728 (2013)
- [50] B. Chen, *Chin. Phys. C* **43**, no.12, 124101 (2019)
- [51] W. Shi, W. Zha and B. Chen, *Phys. Lett. B* **777**, 399-405 (2018)
- [52] S. Acharya *et al.* [ALICE], *Phys. Lett. B* **790**, 89-101 (2019)
- [53] A. M. Sirunyan *et al.* [CMS], *Phys. Rev. Lett.* **120**, no.14, 142301 (2018)
- [54] X. Du, R. Rapp and M. He, *Phys. Rev. C* **96**, no.5, 054901 (2017)
- [55] Z. Ye [STAR], *Nucl. Phys. A* **967**, 600-603 (2017)