
The Limit of the Marginal Distribution Model in Consumer Choice

Yanqiu Ruan
SUTD, Singapore
yanqiu_ruan@mymail.sutd.edu.sg

Xiaobo Li
NUS, Singapore
iselix@nus.edu.sg

Karthyek Murthy
SUTD, Singapore
karthyek_murthy@sutd.edu.sg

Karthik Natarajan
SUTD, Singapore
karthik_natarajan@sutd.edu.sg

Abstract

Given data on choices made by consumers for different assortments, a key challenge is to develop parsimonious models that describe and predict consumer choice behavior. One such choice model is the marginal distribution model which requires only the specification of the marginal distributions of the random utilities of the alternatives to explain choice data. In this paper, we develop an exact characterization of the set of choice probabilities which are representable by the marginal distribution model consistently across any collection of assortments. Allowing for the possibility of alternatives to be grouped based on the marginal distribution of their utilities, we show (a) verifying consistency of choice probability data with this model is possible in polynomial time and (b) finding the closest fit reduces to solving a mixed integer convex program. Our results show that the marginal distribution model provides much better representational power as compared to multinomial logit and much better computational performance as compared to the random utility model.

1 Introduction

Discrete choice models have been used extensively in economics (see Allenby and Ginter (1995)), marketing (see McFadden (1986)), healthcare (see de Bekker-Grob et al. (2018)), transportation (see Ben-Akiva and Lerman (1985)) and operations management (see Talluri and Van Ryzin (2004)). Such models describe the behavior of one or more consumers who choose their most preferred alternative from a finite and discrete set of alternatives. The most popular model of discrete choice behavior is the random utility model (RUM) which postulates that the utilities of the alternatives are random variables and the consumers are utility maximizers. Modeling the joint probability distribution of the random utilities gives rise to the computation of the expected consumer utility (welfare) and the choice probabilities. Given the choice probabilities for a set of assortments, verifying if it is consistent with rational behaviour stipulated by RUM is however known to be NP-hard (see Jagabathula and Rusmevichientong (2019)). Jagabathula and Rusmevichientong (2019) showed that going beyond the RUM family is often required to obtain good prediction accuracy of choice behavior. There has been recent interest in developing choice models using machine learning techniques; examples include the decision forest choice model (Chen and Mišić, 2022) and neural network based choice models (Wang et al., 2020). The decision forest choice model, for example, has been shown to capture any choice probability data for a set of assortments; however this expressive power comes at the cost of requiring lots of data to describe the model. So a natural question is to study the representational power of different choice models (possibly not contained in the RUM family) and corresponding computational techniques.

In this work, we consider a class of choice models called marginal distribution model (MDM) proposed in Natarajan et al. (2009), which subsumes the additive perturbed utility (APU) model proposed in Fudenberg et al. (2015) as a special case. Unlike specifying a single joint distribution for the random utility as in RUM, a set of distributions with given marginal distributions are considered in MDM. The choice probabilities are computed for the extremal distribution in this set which maximizes expected consumer utility. We provide details in Section 2. A key advantage of this model is that choice probabilities are efficiently computable using convex optimization and the model is not contained within the RUM class.

Key Contributions:

- (1) We propose a group marginal distribution model (G-MDM) which allows alternatives to be grouped suitably based on the marginal distributions of their utilities. Based on this grouping, G-MDM spans the spectrum of models interpolating between MDM and the APU model. Analogous to the nested logit model (see, e.g., McFadden, 1980), the additional flexibility provided by G-MDM compared with MDM and APU allows one to incorporate domain knowledge on the similarities of different alternatives. Given choice data over a collection of assortments, we develop necessary and sufficient conditions to verify if a G-MDM can represent the observed choice probabilities (see Section 3). Unlike RUM, checking these conditions is possible in polynomial time.
- (2) In Section 4, we define the limit of the model as the smallest loss that can be obtained by fitting G-MDM to given choice data. By computing the limit, one can obtain an MDM which offers the best fit to given choice data. This estimation approach is novel, contrasting with existing approaches which need to make specific parametric assumptions on the marginal distributions to proceed with estimation (e.g. Natarajan et al. (2009); Mishra et al. (2014) and Yan et al. (2022)). Our formulation provides the first procedure to obtain an MDM with best fit to choice data nonparametrically, while utilizing grouping information available (if any).
- (3) To solve this limit problem, we develop a mixed integer convex program which is applicable generally. We also propose an algorithm which is polynomial in the number of the alternatives and can be of use when the assortment collection is not too large.
- (4) We utilize the feasibility conditions developed in Section 3 to develop novel prediction intervals for choice probabilities for assortments unseen in past data. (see Proposition 2 and Corollary 3).
- (5) In Section 5, we provide numerical results to show that G-MDM is computationally tractable in comparison to RUM and provides good representation power when the assumptions underlying parametric models such as the multinomial logit model are violated. Besides demonstrating the significant improvement in explanatory power offered by MDM when compared to best fitting MNL models, the experiments showcase how models utilizing grouping information can lead to much narrower prediction intervals than models which ignore group structure while training.

2 Related Work and Preliminaries

Several parametric choice models have been developed over the past few decades including the multinomial logit model (see, e.g., Luce, 1959), the nested logit model (see, e.g., McFadden, 1980), the generalized extreme value model (see, e.g., McFadden, 1978), the multinomial probit model (see, e.g., Daganzo, 1979) and the mixed logit model (see, e.g., McFadden and Train, 2000). Non-parametric models such as the rank list model (see, e.g., Block and Marschak, 1960) and the Markov chain choice model (Blanchet et al., 2016) have also been proposed. The parametric choice models in RUM vary in the specification of the joint distributions of the random utilities. McFadden and Train (2000) showed that any RUM choice model can be approximated closely by a mixed logit model. The class of RUM and the class of rank list models have been shown to be equivalent (Block and Marschak, 1960).

2.1 Preliminaries

Let $\mathcal{N} = \{1, \dots, n\}$ be the set of products. Let $S \subset \mathcal{N}$ be an assortment, i.e., a collection of products. Here we do not explicitly model the outside option, instead treat the outside option as one of the products in \mathcal{N} . Choice models have been developed to describe the choice probabilities for consumers facing any assortment S . The random utility model (RUM) assumes that the utility of each

alternative $i \in \mathcal{N}$ takes the form $\tilde{u}_i = \nu_i + \tilde{\epsilon}_i$, where $\boldsymbol{\nu} = (\nu_1, \dots, \nu_n)$ and $\tilde{\boldsymbol{\epsilon}} = (\tilde{\epsilon}_1, \dots, \tilde{\epsilon}_n)$ denote the deterministic and stochastic parts of the utilities. Assuming a joint distribution θ on the random part $\tilde{\boldsymbol{\epsilon}}$, the probability of choosing product i in assortment S is $p_{i,S} = \mathbb{P}_{\tilde{\boldsymbol{\epsilon}} \sim \theta}(i = \arg \max_{j \in S} \nu_j + \tilde{\epsilon}_j)$. In particular, if $\tilde{\boldsymbol{\epsilon}}$ consist of independent and identically distributed Gumbel random variables, we obtain the well-known multinomial logit (MNL) model with the choice probability formula $p_{i,S} = \frac{e^{\nu_i}}{\sum_{j \in S} e^{\nu_j}}$.

Representative agent model In the representative agent model, a single agent makes a choice on behalf of the entire population. To make her choice, the agent takes into account the expected utility while preferring some degree of diversification. More precisely, given an assortment S , the representative agent solves an optimization problem of the form:

$$\max \left\{ \boldsymbol{\nu}^T \mathbf{x} - C(\mathbf{x}) \mid \mathbf{x} \in \Delta_{n-1}, x_i = 0 \forall i \notin S \right\}, \quad (1)$$

where $\Delta_{n-1} = \{\mathbf{x} \in \mathbb{R}_+^n \mid \sum_{i \in \mathcal{N}} x_i = 1\}$ is the unit simplex. Here $C(\mathbf{x}) : \Delta_{n-1} \mapsto \mathbb{R}$ is a convex perturbation function that rewards diversification in (1). The optimal x_i value provides the fraction of the population that chooses alternative i in assortment S . Hofbauer and Sandholm (2002) show that all RUM can be expressed using a representative agent model where the function $C(\mathbf{x})$ satisfies additional requirements (see also Feng et al. (2017)).

Additive perturbed utility model The additive perturbed utility model was proposed by Fudenberg et al. (2015) and is a special case of the representative agent model. In this model, the perturbation is additive and separable with $C(\mathbf{x}) = \sum_i c(x_i)$ where $c(x) : [0, 1] \mapsto \mathbb{R}$ is a strictly convex function:

$$\max \left\{ \boldsymbol{\nu}^T \mathbf{x} - \sum_{i \in \mathcal{N}} c(x_i) \mid \mathbf{x} \in \Delta_{n-1}, x_i = 0 \forall i \notin S \right\}. \quad (2)$$

Marginal distribution model The marginal distribution model (MDM) is a semiparametric choice model which uses only limited information on the joint distribution of the random utilities. In the MDM, the joint distribution of the random vector $\tilde{\boldsymbol{\epsilon}}$ is not specified, rather only the marginal distributions are specified. Let Θ denote this set of joint distributions θ for $\tilde{\boldsymbol{\epsilon}}$. Given an assortment S , the MDM computes the maximum expected consumer utility over all distributions in the set:

$$\sup_{\theta \in \Theta} \mathbb{E}_{\tilde{\boldsymbol{\epsilon}} \sim \theta} \left[\max_{i \in S} \nu_i + \tilde{\epsilon}_i \right]. \quad (3)$$

The choice probability $x_i^* = \mathbb{P}_{\tilde{\boldsymbol{\epsilon}} \sim \theta^*}(i = \arg \max_{j \in S} \nu_j + \tilde{\epsilon}_j)$ is evaluated for the distribution θ^* which attains the maximum in (3).

Assumption 1. Each random term $\tilde{\epsilon}_i, i \in \mathcal{N}$ is an absolutely continuous random variable with a strictly increasing marginal distribution $F_i(\cdot)$ on its support and $\mathbb{E}|\tilde{\epsilon}_i| < \infty$.

Lemma 1. (Natarajan et al., 2009; Mishra et al., 2014; Chen et al., 2022) Under Assumption 1, the choice probabilities for a distribution which attains the maximum in (3) is unique and given by the optimal solution \mathbf{x}^* of a strictly concave maximization problem over the simplex:

$$\max \left\{ \sum_{i \in S} \nu_i x_i + \sum_{i \in S} \int_{1-x_i}^1 F_i^{-1}(t) dt \mid \sum_{i \in S} x_i = 1, x_i \geq 0 \forall i \in S \right\}, \quad (4)$$

with the convention that $F_i^{-1}(0) = \lim_{t \downarrow 0} F_i^{-1}(t)$ and $F_i^{-1}(1) = \lim_{t \uparrow 1} F_i^{-1}(t)$.

The formulation of MDM in (4) shows that it is a special case of (1) where the perturbation function is strictly convex and separable of the form $C(\mathbf{x}) = -\sum_i \int_{1-x_i}^1 F_i^{-1}(t) dt$ and when the marginal distributions are the identical, it reduces to (2). MDM thus provides a probabilistic utility interpretation of the additive perturbed utility model. The necessary and sufficient optimality conditions of MDM are given by:

$$\begin{aligned} \nu_i + F_i^{-1}(1 - x_i^*) - \lambda + \lambda_i &= 0, \quad \forall i \in S, \\ \lambda_i x_i^* &= 0, \quad \forall i \in S, \\ \sum_{i \in S} x_i &= 1, \\ x_i \geq 0, \lambda_i &\geq 0, \quad \forall i \in S, \end{aligned} \quad (5)$$

where λ and λ_i are the Lagrange multipliers associated with the constraints defining the simplex. An additional assumption that $F_i^{-1}(1) = \infty$ (the random terms are unbounded to the right; for example the normal or the exponential distribution) is often made in prior work (see e.g., Mishra et al. (2014)) to guarantee strictly positive choice probabilities. However, in real datasets sometimes alternatives offered in an assortment might never be chosen by consumers. In this paper, we allow for this possibility. In the literature, MDM has been used to estimate parameters from individual choice data (see Natarajan et al. (2009); Mishra et al. (2014)) and solve product pricing (see Yan et al. (2022)), assortment optimization (see Ahipasaoglu et al. (2020)) and traffic equilibrium problems (see Ahipasaoglu et al. (2016, 2019)), often assuming specific marginal distributions. MDM is also known to recreate certain choice probabilities such as the multinomial logit choice probability formula under appropriately selected marginal distributions (see Mishra et al. (2014)).

3 Group Marginal Distribution Model

In this section, we introduce the group marginal distribution Model (G-MDM). The model specifies groups of alternatives in which the stochastic part of the utilities of alternatives within a group have the same marginal distribution.

Assumption 2. There exists a partition $\mathcal{G} = \{G_1, G_2, \dots, G_K\}$ of the set of alternatives \mathcal{N} such that the marginal distribution of $\tilde{\epsilon}_i$, for any $i \in G_l$ is given by $F_l(\cdot)$.

A motivating example. Consider a population of consumers choosing among computers. The available options are given by {Desktop, Laptop, Tablet}. It is natural to postulate that the distribution of the random utilities of the last two alternatives are more similar since they provide more flexibility in terms of movability and should be grouped together. Another example is travel mode choice for travellers among four options {AIR, TRAIN, BUS, CAR}. Here the last three alternatives can be potentially put in one group based on being ground travel modes.

Let $g : \mathcal{N} \mapsto \mathcal{G}$ be a function that maps an alternative in \mathcal{N} to a group in \mathcal{G} . For example, $g(i) = l$ means $i \in G_l$. Then one can write the objective function in the convex formulation for G-MDM as:

$$\sum_{i \in S} \nu_i x_i + \sum_{i \in S} \int_{1-x_i}^1 F_{g(i)}^{-1}(t) dt = \sum_{i \in S} \nu_i x_i + \sum_{l=1}^K \sum_{i \in S: g(i)=l} \int_{1-x_i}^1 F_l^{-1}(t) dt. \quad (6)$$

3.1 A characterization of the choice probabilities described by G-MDM

Let \mathcal{S} denote a collection of subsets of \mathcal{N} with $|\mathcal{S}| = m$. Each $S \in \mathcal{S}$ is an assortment of the alternatives presented to the consumers. For each assortment $S \in \mathcal{S}$, let $p_{i,S}$ be the fraction of population who choose alternative $i \in S$ where $(p_{i,S} : i \in S) \in \Delta_{|S|-1}$. Let \mathcal{I} denote the set of all pairs (i, S) with $i \in S$ and $S \in \mathcal{S}$. Then the observed choice probability collection $\mathbf{p}_{\mathcal{S}} = (p_{i,S} : i \in S, S \in \mathcal{S})$ is a vector in $\mathbb{R}^{|\mathcal{I}|}$. The key question we ask is: Given a choice probability collection $\mathbf{p}_{\mathcal{S}}$, does it belong to the set of choice probabilities that can be obtained from G-MDM? Is this verifiable in polynomial time? The following theorem provides an affirmative answer to this question.

Theorem 1. (Feasibility conditions for G-MDM). A choice probability collection $\mathbf{p}_{\mathcal{S}}$ is feasible for G-MDM satisfying Assumptions 1 - 2 if and only if there exists $\boldsymbol{\lambda} \in \mathbb{R}^m, \boldsymbol{\nu} \in \mathbb{R}^n$ such that for all $(i, S), (j, T) \in \mathcal{I}$ with $g(i) = g(j)$:

$$\begin{aligned} \lambda_S - \nu_i &> \lambda_T - \nu_j & \text{if } p_{i,S} < p_{j,T}, \\ \lambda_S - \nu_i &= \lambda_T - \nu_j & \text{if } 0 < p_{i,S} = p_{j,T}. \end{aligned} \quad (7)$$

Checking these conditions is possible in polynomial time.

Proof. Suppose $\mathbf{p}_{\mathcal{S}}$ is feasible for G-MDM. From the optimality conditions (5), for any group l , alternatives $i, j \in G_l$, assortments S, T with $i, j \in S \cap T$, there exists a set of λ such that:

$$\lambda_S - \nu_i = \lambda_{i,S} + F_l^{-1}(1 - p_{i,S}) \text{ and } \lambda_T - \nu_j = \lambda_{j,T} + F_l^{-1}(1 - p_{j,T}).$$

If $p_{i,S} < p_{j,T}$, we obtain $\lambda_{i,S} \geq 0$ and $\lambda_{j,T} = 0$ from the optimality conditions. Since $F_l^{-1}(1-p)$ is a strictly decreasing function of $p \in [0, 1]$, we obtain:

$$\lambda_S - \nu_i \geq F_l^{-1}(1 - p_{i,S}) > F_l^{-1}(1 - p_{j,T}) = \lambda_T - \nu_j.$$

If $0 < p_{i,S} = p_{j,T}$, we have $\lambda_{i,S} = \lambda_{j,T} = 0$ from the optimality conditions. Then:

$$\lambda_S - \nu_i = F_l^{-1}(1 - p_{i,S}) = F_l^{-1}(1 - p_{j,T}) = \lambda_T - \nu_j.$$

Conversely, given \mathbf{p}_S and $\boldsymbol{\lambda} \in \mathbb{R}^m, \boldsymbol{\nu} \in \mathbb{R}^n$ such that for all $(i, S), (j, T) \in \mathcal{I}$ with $g(i) = g(j)$, (7) holds, one can construct marginal distributions for G-MDM that yields the choice probabilities. Details are provided in the appendix. □

In Theorem 1 the feasibility condition of G-MDM can be specified with $\mathcal{O}(n+m)$ variables and $\mathcal{O}(nm)$ constraints. This is possible in polynomial time using a linear program. By setting $K = 1$ and $K = n$, we obtain Corollary 1 and Corollary 2 with identical marginals and nonidentical marginals respectively.

Corollary 1. (Feasibility condition under identical marginals). When $K = 1$, \mathbf{p}_S is feasible for G-MDM if and only if there exists $\boldsymbol{\lambda} \in \mathbb{R}^m, \boldsymbol{\nu} \in \mathbb{R}^n$ such that for all $(i, S), (j, T) \in \mathcal{I}$:

$$\begin{aligned} \lambda_S - \nu_i &> \lambda_T - \nu_j & \text{if } p_{i,S} < p_{j,T}, \\ \lambda_S - \nu_i &= \lambda_T - \nu_j & \text{if } 0 < p_{i,S} = p_{j,T}. \end{aligned} \tag{8}$$

The condition in Corollary 1 is equivalent to those derived in Fudenberg et al. (2015) and describe the probabilities that can be obtained with the additive perturbed utility model.

Corollary 2. (Feasibility condition under nonidentical marginals). When $K = n$, \mathbf{p}_S is feasible for G-MDM if and only if there exists $\boldsymbol{\lambda} \in \mathbb{R}^m$ such that for all $(i, S), (i, T) \in \mathcal{I}$:

$$\begin{aligned} \lambda_S &> \lambda_T & \text{if } p_{i,S} < p_{i,T}, \\ \lambda_S &= \lambda_T & \text{if } 0 < p_{i,S} = p_{i,T}. \end{aligned} \tag{9}$$

In particular, $p_{i,S} \leq p_{i,T}$ if $p_{j,S} < p_{j,T}$, for all $S, T \in \mathcal{S}, i, j \in S \cap T$.

The conditions in Corollary 2 describe the probabilities that obtained with the most general version of MDM. In this case, the deterministic utilities $\boldsymbol{\nu}$ do not provide additional modeling power. Corollary 2 illustrates that the feasibility conditions for MDM corresponds to finding an ordinal ranking of assortments common across products. Jagabathula and Rusmevichientong (2019) show that the feasibility conditions for RUM, on the other hand, correspond to keeping a consistent preference list (an ordinal ranking of products) across assortments. The key contribution of Theorem 1 is the polynomial time verifiability of choice probabilities with MDM while for RUM this is known to be NP-hard. A useful regularity property of G-MDM is provided next (see the appendix for the proof).

Lemma 2. If a collection of choice probabilities \mathbf{p}_S is feasible for G-MDM, then $p_{i,S} \leq p_{i,S \cap T}$ for all $(i, S), (i, S \cap T) \in \mathcal{I}$.

3.2 Representational power with G-MDM

3.2.1 Effect of grouping of the marginals

The results from the previous section imply that if we have two partitions of the alternatives denoted by \mathcal{G}_1 and \mathcal{G}_2 where each group in \mathcal{G}_1 is a subset of a group in \mathcal{G}_2 , then the set of choice probabilities that G-MDM captures with \mathcal{G}_2 is a subset of that captured with \mathcal{G}_1 . This provides a natural nesting structure as groups merge. In the Appendix, we provide an example to show that having a larger number of groups can provide strictly more representational power.

3.2.2 Comparison of representation between MDM and RUM

We compare the representational power of RUM with G-MDM when the number of groups $K = n$. The theorem is stated next (see the figure below) and the proof is provided in the appendix.

Theorem 2. (Representation power of MDM and RUM). When $n = 2$, RUM and MDM are equivalent; when $n = 3$, RUM subsumes MDM; when $n \geq 4$, there exist choice probabilities that can be represented by both RUM and MDM and neither of the models subsumes the other.

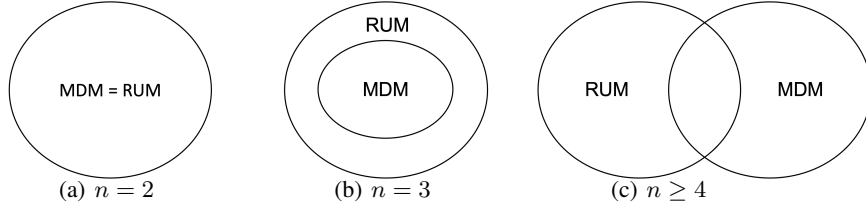


Figure 1: Comparison of the representation between MDM and RUM for different values of n

4 Limit of G-MDM: Fitting the best model to choice data

In this section, we investigate the problem of finding the G-MDM that fits given choice probability data as closely as possible. We measure the fit between the observed choice probabilities \mathbf{p}_S and the choice probabilities \mathbf{x}_S obtained from G-MDM by means of a nonnegative, strictly convex loss function. The loss function is assumed to satisfy the property that $\text{loss}(\mathbf{p}_S, \mathbf{x}_S) = 0$ if and only if $\mathbf{p}_S = \mathbf{x}_S$; examples included log loss and norm-based loss functions. We define the limit of the G-MDM as the smallest value of $\text{loss}(\mathbf{p}_S, \mathbf{x}_S)$ attainable by fitting observed data with G-MDM. The formulation of computing the limit of the G-MDM is given by:

$$\begin{aligned}
& \min_{\mathbf{x}, \lambda, \nu} \sum_{S \in \mathcal{S}} \text{loss}(\mathbf{p}_S, \mathbf{x}_S) \\
& \text{s.t. } \lambda_S - \nu_i > \lambda_T - \nu_j \text{ if } x_{i,S} < x_{j,T}, \quad \forall (i, S), (j, T) \in \mathcal{I} : g(i) = g(j), \\
& \quad \lambda_S - \nu_i = \lambda_T - \nu_j \text{ if } 0 < x_{i,S} = x_{j,T}, \quad \forall (i, S), (j, T) \in \mathcal{I} : g(i) = g(j), \quad (10) \\
& \quad \sum_{i \in S} x_{i,S} = 1, \quad \forall S \in \mathcal{S}, \\
& \quad x_{i,S} \geq 0, \quad \forall (i, S) \in \mathcal{I},
\end{aligned}$$

where the decision variables are the choice probabilities $x_{i,S}$ associated with alternative-assortment pairs, the Lagrange multipliers λ_S associated with assortments, and the deterministic utilities ν_i associated with the alternatives. An example is provided in the appendix to show that the set of choice probabilities that are representable by G-MDM is a nonconvex set in general.

4.1 A Mixed integer convex program for the limit of G-MDM

We formulate (10) as a mixed integer convex program (MICP) next.

Proposition 1. Problem (10) is equivalent to the MICP:

$$\begin{aligned}
& \min_{\mathbf{x}_S, \lambda, \nu, \delta, \mathbf{y}} \sum_{S \in \mathcal{S}} \text{loss}(\mathbf{p}_S, \mathbf{x}_S) \\
& \text{s.t. } -\delta_{i,j,S,T} \leq x_{i,S} - x_{j,T} \leq 1 - (1 + \epsilon)\delta_{i,j,S,T}, \quad \forall (i, S), (j, T) \in \mathcal{I} : g(i) = g(j), \\
& \quad \lambda_S - \nu_i - \lambda_T + \nu_j \geq -1 + (1 + \epsilon)\delta_{i,j,S,T}, \quad \forall (i, S), (j, T) \in \mathcal{I} : g(i) = g(j), \\
& \quad x_{i,S} \leq 1 - y_{i,S}, \quad \forall (i, S) \in \mathcal{I}, \\
& \quad -y_{i,S} - y_{j,T} - \delta_{i,j,S,T} - \delta_{j,i,T,S} \leq \lambda_S - \nu_i - \lambda_T + \nu_j, \quad \forall (i, S), (j, T) \in \mathcal{I} : g(i) = g(j), \\
& \quad \lambda_S - \nu_i - \lambda_T + \nu_j \leq y_{i,S} + y_{j,T} + \delta_{i,j,S,T} + \delta_{j,i,T,S}, \quad \forall (i, S), (j, T) \in \mathcal{I} : g(i) = g(j), \\
& \quad \sum_{i \in S} x_{i,S} = 1, \quad \forall S \in \mathcal{S}, \\
& \quad x_{i,S} \geq 0, \quad \forall (i, S) \in \mathcal{I}, \\
& \quad 0 \leq \lambda_S - \nu_i \leq 1, \quad \forall (i, S) \in \mathcal{I}, \\
& \quad \delta_{i,j,S,T} \in \{0, 1\}, \quad \forall (i, S), (j, T) \in \mathcal{I} : g(i) = g(j), \\
& \quad y_{i,S} \in \{0, 1\}, \quad \forall (i, S) \in \mathcal{I}, \quad (11)
\end{aligned}$$

for some small positive number $\epsilon > 0$.

Solving Problem (10) can NP-hard in general when considering dependence on both the number of alternatives and the size of collection of assortments and if the assortments are totally unstructured. However, solving the limit of G-MDM with nonidentical marginals may be efficient if the given size of the collection of assortments is small.

Theorem 3. There is an algorithm to solve Problem (11) with nonidentical marginals that is polynomial in the product size n .

4.2 Prediction on new unseen assortments

Besides yielding a fit to choice data, an optimal solution $(\mathbf{x}_S, \boldsymbol{\lambda}, \boldsymbol{\nu})$ of the formulation can also be used to make predictions on choice probabilities for assortments unseen in the entire dataset. To accomplish this, define the following upper and lower envelopes:

$$\begin{aligned}\bar{F}_l(z) &= \min \{1 - x_{i,S} \mid (i, S) \in \mathcal{I}, g(i) = l, \lambda_S - \nu_i \geq z\} \text{ and} \\ \underline{F}_l(z) &= \max \{1 - x_{i,S} \mid (i, S) \in \mathcal{I}, g(i) = l, \lambda_S - \nu_i \leq z\},\end{aligned}$$

for any marginal distribution collection $(F_l : l = 1, \dots, K)$ capable of yielding $(\mathbf{x}_S, \boldsymbol{\lambda}, \boldsymbol{\nu})$ as a G-MDM. In defining \bar{F}_l and \underline{F}_l above, we follow the usual convention that $\min \emptyset = +\infty$ and $\max \emptyset = -\infty$. For any marginal distribution F_l consistent with G-MDM $(\mathbf{x}_S, \boldsymbol{\lambda}, \boldsymbol{\nu})$, we have the bounds $\underline{F}_l \leq F_l \leq \bar{F}_l$ as a consequence of the monotonicity of F_l, \underline{F}_l and \bar{F}_l : To see this, observe that a marginal distribution F_l violating $F_l(z) \geq \underline{F}_l(z)$ cannot satisfy the optimality condition $x_{i,S} = 1 - F_l(\lambda_S - \nu_i)$ in (5) for $(i, S) \in \mathcal{I}$ such that $\lambda_S - \nu_i = \underline{F}_l^{-1}(\underline{F}_l(z))$. An analogous argument can be made for the upper bound $F_l(\cdot) \leq \bar{F}_l(\cdot)$.

Given an assortment $A \subseteq \mathcal{N}$ unseen in the choice data, an explicit characterization of the set of choice probabilities $(x_{k,A} : k \in A)$ which are consistent with the G-MDM fit $(\mathbf{x}_S, \boldsymbol{\lambda}, \boldsymbol{\nu})$ is given by Proposition 2 below. To state Proposition 2, let

$$\begin{aligned}e_l &= \inf\{z : \underline{F}_l(z) > 0\} \quad \text{and} \quad r_l = \sup\{z : \bar{F}_l(z) < 1\}, \\ \bar{e}_l &= \inf\{z : \bar{F}_l(z) > 0\} \quad \text{and} \quad \bar{r}_l = \sup\{z : \bar{F}_l(z) < 1\},\end{aligned}$$

denote the left and right end-points of the envelope $\underline{F}_l, \bar{F}_l$, respectively, for $l \leq K$. Observe from the definitions of $\underline{F}_l, \bar{F}_l$ that these endpoints satisfy $\bar{e}_l < e_l \leq \bar{r}_l < r_l$.

Proposition 2. Together with the G-MDM instance $(\mathbf{x}_S, \boldsymbol{\lambda}, \boldsymbol{\nu})$, a choice probability vector $(x_{i,A} : i \in A)$ over a new assortment $A \notin \mathcal{S}$ is feasible for G-MDM satisfying Assumptions 1 - 2 if and only if it is of the form,

$$x_{i,A} = 1 - [\alpha_i \underline{F}_{g(i)}(\lambda - \nu_i) + (1 - \alpha_i) \bar{F}_{g(i)}(\lambda - \nu_i)], \quad i \in A, \quad (12)$$

for some $\lambda \in \mathbb{R}$ such that,

$$\sum_{i \in A} [1 - \bar{F}_{g(i)}(\lambda - \nu_i)] \leq 1 \leq \sum_{i \in A} [1 - \underline{F}_{g(i)}(\lambda - \nu_i)], \quad (13)$$

and $(\alpha_i : i \in A) \in [0, 1]^{|A|}$ satisfying $\sum_{i \in A} x_{i,A} = 1$ along with the following conditions:

- a) $\alpha_i \in (0, 1)$ if $i \in A$ is such that $e_{g(i)} \leq \lambda - \nu_i \leq \bar{r}_{g(i)}$; and
- b) for any $i, j \in G_l \cap A$ such that $\underline{F}_l(\lambda - \nu_i) = \underline{F}_l(\lambda - \nu_j)$ and $\bar{F}_l(\lambda - \nu_i) = \bar{F}_l(\lambda - \nu_j)$,
 - $\alpha_i > \alpha_j$ if $\nu_i > \nu_j$ and $\lambda - \nu_i$ or $\lambda - \nu_j \in [e_l, \bar{r}_l]$,
 - $\alpha_i = \alpha_j$ if $\nu_i = \nu_j$ and $\lambda - \nu_i = \lambda - \nu_j \in [e_l, \bar{r}_l]$,
 - $\alpha_i > \alpha_j$ or $\alpha_i = \alpha_j = 1$ if $\nu_i > \nu_j$ and $\lambda - \nu_j < e_l$,
 - $\alpha_i > \alpha_j$ or $\alpha_i = \alpha_j = 0$ if $\nu_i > \nu_j$ and $\lambda - \nu_i > \bar{r}_l$.

A consequence of Proposition 2 is the following simpler characterization of prediction intervals for unseen choice probabilities consistent with given G-MDM.

Corollary 3. Given a G-MDM instance $(\mathbf{x}_S, \boldsymbol{\lambda}, \boldsymbol{\nu})$ and a product k from a new assortment $A \notin \mathcal{S}$, a prediction interval for the choice probability $x_{k,A}$ which includes all G-MDM consistent with the instance $(\mathbf{x}_S, \boldsymbol{\lambda}, \boldsymbol{\nu})$ is given by,

$$[1 - \bar{F}_{g(k)}(\bar{\lambda} - \nu_k), 1 - \underline{F}_{g(k)}(\lambda - \nu_k)] \quad (15)$$

where λ and $\bar{\lambda}$, respectively, are the supremum and infimum values of the collection of $\lambda \in \mathbb{R}$ satisfying (13).

Observe that the width of the interval in (15) decreases with increased grouping of products. Indeed this follows from noting that the set $z_S^l = \{(i, S) \in \mathcal{I} : g(i) = l\}$ defining the marginal distribution F_l includes more product-assortment pairs for a larger group, thereby leading to a more narrow gap $\bar{F}_l - \underline{F}_l$ between the upper and lower envelopes. Recall that MDM with non-identical marginals has a greater modeling power as it yields a larger feasible region in (10). The benefits of carefully grouping the products to have common marginals, on the other hand, comes from a narrower range in (15) for predicting choice probabilities for assortments unseen in the dataset.

5 Experiments

In Experiments 1 - 3 below, we compare the representational and explanatory abilities of G-MDM with RUM and MNL model. Experiment 4 is devoted to exploring how imparting domain knowledge into the model via grouping reduces the length of prediction intervals (thereby pointing to lesser data requirements).

In Experiment 1, we investigate the representational power of MDM for a large number of alternatives ($n = 1000$) by randomly perturbing choice probabilities obtained from an underlying MNL model. We test for the fraction of instances that can be represented by G-MDM where the parameter α controls the fraction of choice probabilities that are perturbed from MNL (a larger value indicate more entries are modified from the underlying MNL model). While the feasibility check of these models can be done by solving linear programs, RUM quickly becomes intractable as n increases. The details of the data generation are provided in the appendix. In Figure 2, we see that even with small perturbations to the choice probabilities of the underlying MNL model, the class of all MNL models is almost always infeasible. On the other hand, MDM which subsumes MNL can capture many of these instances. This shows that MDM is a much more robust model than MNL. The runtimes for these large instances were less than 1 second. The computational requirements for RUM make it impossible to run at this scale. In Experiment 2, we compare the representational power and computational time for MDM and RUM for a small number of alternatives. MDM shows good representational power. For example with $m = 20$, where 25 percent of the choice probability entries are perturbed, around 80 percent of the instances can still be represented by G-MDM and when 100 percent of entries are perturbed, this drops to 60 percent. RUM has better representation power in these examples (see Figure 3(a)). However this comes at significant run time cost even at this scale as seen in Figure 3(b) as compared to MDM.

In Experiment 3, we compare the explanatory ability of MDM, APU, RUM and MNL by examining the cumulative absolute deviation loss suffered by each of them in fitting uniformly generated choice data instances. Figure 4 reveals that nonparametric MDM and RUM models have much higher explanatory ability than MNL with increasing collection sizes. In particular, MDM incurs about 44% lesser loss, on average, than the best fitting MNL model for the largest collection size ($m = 15$) considered.

The results of Experiment 4, reported in Figure 5, show how grouping alternatives leads to significantly narrower prediction intervals for choice probabilities in unseen assortments. Varying $m =$ the number of assortments for which choice data are available, we utilize Corollary 3 to construct and report prediction interval lengths averaged over unseen choice probabilities. As expected, both models lead to tighter intervals when more choice data is made available for training. However, the predicted intervals of the model using grouping information are 70% - 88% narrower than the model assuming no groups. Notably, the quality of prediction interval obtained by considering grouping information with choice data over just $m = 2$ assortments is unmatched by that obtained with $m = 15$ seen assortments when grouping information is ignored while training.

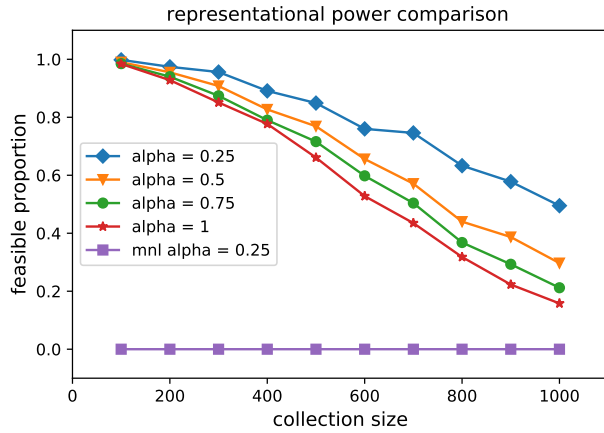


Figure 2: The representational power of MDM in Experiment 1

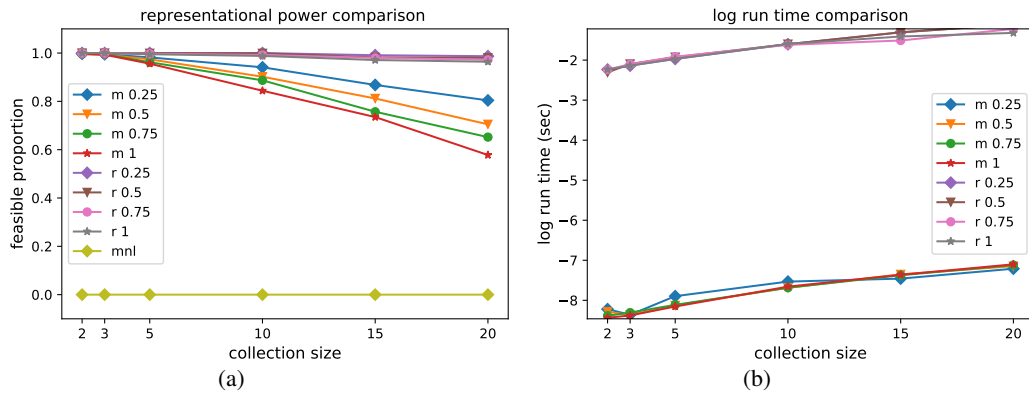


Figure 3: Comparison of the performance of MDM and RUM in Experiment 2, m stands for MDM, r stands for RUM, numbers stand for the perturbation parameters

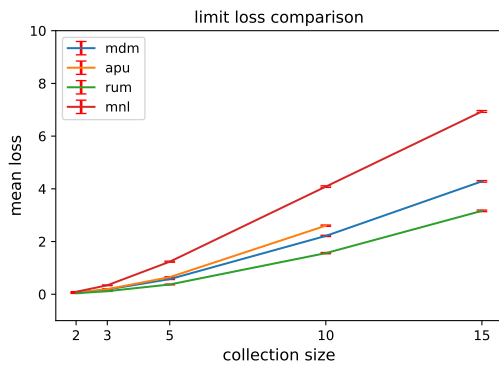


Figure 4: The limit loss comparison

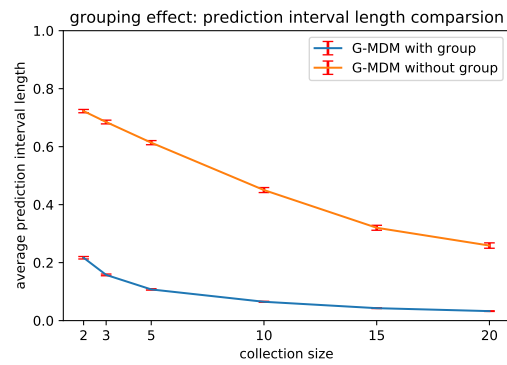


Figure 5: The grouping effect in G-MDM

References

A. Agrawal, R. Verschuere, S. Diamond, and S. Boyd. A rewriting system for convex optimization problems. *Journal of Control and Decision*, 5(1):42–60, 2018.

- S. Ahipasaoglu, X. Li, Z. Sun, and Y. Yuan. Assortment optimization under heteroscedastic data. Available at SSRN 3638783, 2020.
- S. D. Ahipasaoglu, U. Arikan, and K. Natarajan. On the flexibility of using marginal distribution choice models in traffic equilibrium. *Transportation Research Part B: Methodological*, 91:130–158, 2016.
- S. D. Ahipasaoglu, U. Arikan, and K. Natarajan. Distributionally robust markovian traffic equilibrium. *Transportation Science*, 53(6):1546–1562, 2019.
- G. M. Allenby and J. L. Ginter. Using extremes to design products and segment markets. *Journal of Marketing Research*, 32(4):392–403, 1995.
- M. Ben-Akiva and S. R. Lerman. *Discrete Choice Analysis: Theory and Application to Travel Demand*. The MIT Press, 1985.
- J. Blanchet, G. Gallego, and V. Goyal. A markov chain approximation to choice modeling. *Operations Research*, 64(4):886–905, 2016.
- H. D. Block and J. Marschak. Random orderings and stochastic theories of response. In: *Economic Information, Decision, and Prediction. Theory and Decision Library*, 7-1, 1960.
- L. Chen, W. Ma, K. Natarajan, D. Simchi-Levi, and Z. Yan. Distributionally robust linear and discrete optimization with marginals. To appear in *Operations Research*, 2022.
- Y.-C. Chen and V. V. Mišić. Decision forest: A nonparametric approach to modeling irrational choice. To appear in *Management Science*, 2022.
- C. Daganzo. *Multinomial probit: the theory and its application to demand forecasting*. Academic Press, New York, 1979.
- E. W. de Bekker-Grob, J. Veldwijk, M. Jonker, B. Donkers, J. Huisman, S. Buis, J. Swait, E. Lancsar, C. L. Witteman, G. Bonsel, et al. The impact of vaccination and patient characteristics on influenza vaccination uptake of elderly people: a discrete choice experiment. *Vaccine*, 36(11):1467–1476, 2018.
- S. Diamond and S. Boyd. CVXPY: A Python-embedded modeling language for convex optimization. *Journal of Machine Learning Research*, 17(83):1–5, 2016.
- G. Feng, X. Li, and Z. Wang. Technical note—on the relation between several discrete choice models. *Operations Research*, 65(6):1429–1731, 2017.
- S. Fiorini. A short proof of a theorem of falmagne. *Journal of Mathematical Psychology*, 48(1): 80–82, 2004.
- D. Fudenberg, R. Iijima, and T. Strzalecki. Stochastic choice and revealed perturbed utility. *Econometrica*, 83(6):2371–2409, 2015.
- J. Hofbauer and W. H. Sandholm. On the global convergence of stochastic fictitious play. *Econometrica*, 70(6):2265–2294, 2002.
- S. Jagabathula and P. Rusmevichientong. The limit of rationality in choice modeling: Formulation, computation, and implications. *Management Science*, 65(5):2196–2215, 2019.
- R. D. Luce. *Individual choice behavior*. John Wiley, 1959.
- D. McFadden. Modelling the choice of residential location. *Spatial Interaction Theory and Residential Location*, pages 75–96, 1978.
- D. McFadden. Econometric models for probabilistic choice among products. *Journal of Business*, pages S13–S29, 1980.
- D. McFadden. The choice theory approach to market research. *Marketing science*, 5(4):275–297, 1986.

- D. McFadden and K. Train. Mixed mnl models for discrete response. *Journal of Applied Econometrics*, 15(5):447–470, 2000.
- V. K. Mishra, K. Natarajan, D. Padmanabhan, C.-P. Teo, and X. Li. On theoretical and empirical aspects of marginal distribution choice models. *Management Science*, 60(6):1511–1531, 2014.
- K. Natarajan, M. Song, and C.-P. Teo. Persistency model and its applications in choice modeling. *Management Science*, 55(3):453–469, 2009.
- K. Talluri and G. Van Ryzin. Revenue management under a general discrete choice model of consumer behavior. *Management Science*, 50(1):15–33, 2004.
- S. Wang, Q. Wang, and J. Zhao. Deep neural networks for choice analysis: Extracting complete economic information for interpretation. *Transportation Research Part C*, 118, 2020.
- Z. Yan, K. Natarajan, C.-P. Teo, and C. Cheng. A representative consumer model in data-driven multi-product pricing optimization. *To appear in Management Science*, 2022.

Appendix

This appendix is organized as follows: Proofs of Theorem 1, Theorem 2, Theorem 3, Proposition 1, Proposition 2, Corollary 1,2,3 and Lemma 2 are provided in Section A. Useful examples illustrating the effect of grouping on representational power and the nonconvexity of G-MDM family are given in Section B. Additional data on experiments are provided in Section C.

A Proofs

Proof of Theorem 1. Conversely, given \mathbf{p}_S and $\boldsymbol{\lambda} \in \mathbb{R}^m, \boldsymbol{\nu} \in \mathbb{R}^n$ such that for all $(i, S), (j, T) \in \mathcal{I}$ with $g(i) = g(j)$, (7) holds, we construct marginal distributions for G-MDM that yields the choice probabilities. Towards this, let $z_{i,S} = \lambda_S - \nu_i$ for all $(i, S) \in \mathcal{I}$. For a given group l , let $\mathbf{z}_S^l = (z_{i,S}^l : (i, S) \in \mathcal{I}, i \in G_l)$ with $|\mathbf{z}_S^l| = m_l$. Likewise let $\mathbf{p}_S^l = (p_{i,S}^l : (i, S) \in \mathcal{I}, i \in G_l)$, $\bar{\mathbf{p}}_S^l = (1 - p_{i,S} : (i, S) \in \mathcal{I}, i \in G_l) = (\bar{p}_{i,S}^l : (i, S) \in \mathcal{I}, i \in G_l)$ with $|\mathbf{p}_S^l| = |\bar{\mathbf{p}}_S^l| = m_l$. Construct the marginal distribution $F_l(\cdot)$ for all the alternatives in group G_l as follows:

- (a) Start by ordering the elements of \mathbf{z}_S^l and $\bar{\mathbf{p}}_S^l$ as $(i, S)^l = ((i_1, S_1), \dots, (i_t, S_t), (i_{t+1}, S_{t+1}), \dots, (i_{m_l}, S_{m_l}))$ such that $z_{i_1, S_1}^l \leq \dots \leq z_{i_t, S_t}^l < z_{i_{t+1}, S_{t+1}}^l \leq \dots \leq z_{i_{m_l}, S_{m_l}}^l$ and $\bar{p}_{i_1, S_1}^l \leq \dots \leq \bar{p}_{i_t, S_t}^l < \bar{p}_{i_{t+1}, S_{t+1}}^l = \dots = \bar{p}_{i_{m_l}, S_{m_l}}^l = 1$. Such a consistent ordering in terms of nondecreasing values of the elements of \mathbf{z}_S^l and $\bar{\mathbf{p}}_S^l$ (possibly with repeats) always exists from (7).
- (b) Construct $F_l(\cdot)$ by setting $F_l(z_{i_j, S_j}^l) = \bar{p}_{i_j, S_j}^l$ for all $j = 1, \dots, t$. We construct the distribution by linking two consecutive distinct points in the ordering given by $(z_{i_j, S_j}^l, \bar{p}_{i_j, S_j}^l)$ and $(z_{i_{j+1}, S_{j+1}}^l, \bar{p}_{i_{j+1}, S_{j+1}}^l)$ where $z_{i_j, S_j}^l < z_{i_{j+1}, S_{j+1}}^l$ and $\bar{p}_{i_j, S_j}^l < \bar{p}_{i_{j+1}, S_{j+1}}^l$ using a linear segment (see Figure 6).
- (c) Lastly we construct the tail of the distribution as follows: For the right tail, if there is an index $t + 1$ such that $\bar{p}_{i_{t+1}, S_{t+1}}^l = 1$, use a linear segment between $(z_{i_t, S_t}^l, \bar{p}_{i_t, S_t}^l)$ and $(z_{i_{t+1}, S_{t+1}}^l, 1)$. If there is no such index, use a linear segment between $(z_{i_t, S_t}^l, \bar{p}_{i_t, S_t}^l)$ and $(z_{i_t, S_t}^l + \delta, 1)$ by choosing an arbitrary $\delta > 0$ (see Figure 6). For the left tail, if $\bar{p}_{i_1, S_1}^l = 0$, the marginal distribution is bounded to the left. If $\bar{p}_{i_1, S_1}^l > 0$, use a linear segment between $(z_{i_1, S_1}^l, \bar{p}_{i_1, S_1}^l)$ and $(z_{i_1, S_1}^l - \delta, 0)$ by choosing an arbitrary $\delta > 0$.

Lastly, the condition in (7) is equivalent to testing if there exists $\boldsymbol{\lambda} \in \mathbb{R}^m, \boldsymbol{\nu} \in \mathbb{R}^n$ and $\epsilon > 0$ such that for all groups $l = 1, \dots, K$, for all $(i, S), (j, T) \in \mathcal{I}$ with $g(i) = g(j) = l$:

$$\begin{aligned} \lambda_S - \nu_i &\geq \lambda_T - \nu_j + \epsilon & \text{if } p_{i,S} < p_{j,T}, \\ \lambda_S - \nu_i &= \lambda_T - \nu_j & \text{if } 0 < p_{i,S} = p_{j,T}, \end{aligned}$$

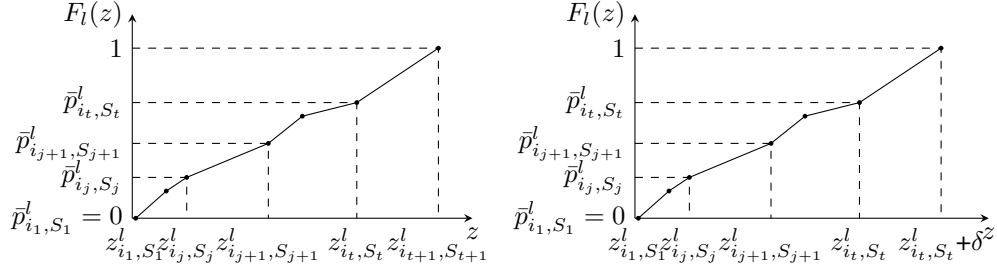


Figure 6: All illustration of the construction on the marginal distribution when: (a) there is an index with $\bar{p}_{i_{t+1}, S_{t+1}}^l = 1$ (zero choice probability) and (b) no such index (strictly positive probabilities).

This is possible in polynomial time using a linear program by letting the above conditions be formulated constraints, and maximizing ϵ . \square

Proof of Theorem 2. We use the following notations for the rank list model since any RUM can be described by a rank list model (see, e.g., Block and Marschak, 1960). Let Σ_n denote the set of all permutations of n alternatives. Each element $\sigma \in \Sigma_n$ denotes a ranking of n alternatives. For instance, $\sigma = \{1 \succ 2 \succ 3\}$ means alternative 1 is more preferred than alternative 2 which is more preferred than alternative 3. The probability of each ranking is $P(\sigma)$ and $\sum_{\sigma \in \Sigma_n} P(\sigma) = 1$. We prove the result case by case.

1. $n = 2$: Here MDM = RUM. This is straightforward since all probabilities satisfying:

$$0 \leq p_{1, \{1,2\}} \leq p_{1, \{1\}} = 1 \text{ and } 0 \leq p_{2, \{1,2\}} \leq p_{2, \{2\}} = 1 \text{ where } p_{1, \{1,2\}} + p_{2, \{1,2\}} = 1,$$

are feasible for both models.

2. $n = 3$: From Lemma 2, all MDM satisfies regularity condition, which ensure the feasibility of RUM since

$$\begin{aligned} P(\{1 \succ 2 \succ 3\}) &= p_{2, \{2,3\}} - p_{2, \{1,2,3\}} \geq 0 \text{ and } P(\{1 \succ 3 \succ 2\}) = p_{3, \{2,3\}} - p_{3, \{1,2,3\}} \geq 0 \\ P(\{2 \succ 1 \succ 3\}) &= p_{1, \{1,3\}} - p_{1, \{1,2,3\}} \geq 0 \text{ and } P(\{2 \succ 3 \succ 1\}) = p_{3, \{1,3\}} - p_{3, \{1,2,3\}} \geq 0 \\ P(\{3 \succ 1 \succ 2\}) &= p_{1, \{1,2\}} - p_{1, \{1,2,3\}} \geq 0 \text{ and } P(\{3 \succ 2 \succ 1\}) = p_{2, \{1,2\}} - p_{2, \{1,2,3\}} \geq 0 \end{aligned}$$

where $\sum_{\sigma \in \Sigma_n} P(\sigma) = 3 - 2 = 1$. We next show that $\text{MDM} \subset \text{RUM}$ for $n = 3$ by giving an example of choice probabilities that can be represented by RUM but not by MDM.

Table 1: Choice probabilities that cannot be represented by MDM for $n = 3, m = 4$.

Alternative	A={1,2,3}	B={1,2}	C={1,3}	D={2,3}
1	1/3	5/9	4/9	-
2	1/3	4/9	-	5/9
3	1/3	-	5/9	4/9

This collection of choice probabilities $\mathbf{p}_{\mathcal{S}}$ cannot be represented by MDM because $p_{1,B} > p_{1,C}$, $p_{2,D} > p_{2,B}$, $p_{3,C} > p_{3,D}$ implies $\lambda_B < \lambda_C$, $\lambda_D < \lambda_B$ and $\lambda_C < \lambda_D$. This gives $\lambda_D < \lambda_B < \lambda_C < \lambda_D$ which is inconsistent. So, $\mathbf{p}_{\mathcal{S}}$ in Table 1 is not feasible for MDM. On the other hand it is straightforward to check that by setting the ranking probabilities for RUM as follows:

$$\begin{aligned} P(\{1 \succ 2 \succ 3\}) &= 2/9 \text{ and } P(\{1 \succ 3 \succ 2\}) = 1/9 \text{ and } P(\{2 \succ 1 \succ 3\}) = 1/9 \\ P(\{2 \succ 3 \succ 1\}) &= 2/9 \text{ and } P(\{3 \succ 1 \succ 2\}) = 2/9 \text{ and } P(\{3 \succ 2 \succ 1\}) = 1/9, \end{aligned}$$

we obtain the choice probabilities in Table 1. This implies $\mathbf{p}_{\mathcal{S}}$ in table 1 is feasible for RUM but not MDM.

3. $n \geq 4$: We provide two examples: (1) \mathbf{p}_S can be represented by RUM but not MDM and (2) \mathbf{p}_S can be represented by MDM but not RUM. The examples are provided for $n = 4$. For larger n , we can simply add the alternatives in the assortments and set the choice probabilities for these added alternative to be zero. Firstly, we observe that the multinomial logit choice probabilities can be obtained from both RUM and MDM. This follows from using independent and identically distributed Gumbel distributions for RUM (see, e.g., Ben-Akiva and Lerman, 1985) and exponential distributions for MDM (see, e.g., Mishra et al., 2014). Hence the intersection between the two sets is nonempty for any n . Next consider the choice probabilities in Table 2. This can be recreated by RUM using the distribution over the ranking as follows:

Table 2: Choice probabilities can be represented by RUM but not by MDM for $n = 4, m = 2$.

Alternative	A={1,2,3}	B={1,2,4}
1	7/20	2/8
2	2/8	7/20
3	2/5	-
4	-	2/5

$$\begin{aligned}
P(\{1 \succ 2 \succ 3 \succ 4\}) &= 1/40 & P(\{3 \succ 1 \succ 2 \succ 4\}) &= 1/20 \\
P(\{1 \succ 2 \succ 4 \succ 3\}) &= 1/40 & P(\{3 \succ 1 \succ 4 \succ 2\}) &= 1/20 \\
P(\{1 \succ 3 \succ 2 \succ 4\}) &= 1/40 & P(\{3 \succ 2 \succ 1 \succ 4\}) &= 1/10 \\
P(\{1 \succ 3 \succ 4 \succ 2\}) &= 1/40 & P(\{3 \succ 2 \succ 4 \succ 1\}) &= 1/10 \\
P(\{1 \succ 4 \succ 2 \succ 3\}) &= 1/40 & P(\{3 \succ 4 \succ 1 \succ 2\}) &= 1/40 \\
P(\{1 \succ 4 \succ 3 \succ 2\}) &= 1/40 & P(\{3 \succ 4 \succ 2 \succ 1\}) &= 1/40 \\
P(\{2 \succ 1 \succ 3 \succ 4\}) &= 1/40 & P(\{4 \succ 1 \succ 2 \succ 3\}) &= 1/10 \\
P(\{2 \succ 1 \succ 4 \succ 3\}) &= 1/40 & P(\{4 \succ 1 \succ 3 \succ 2\}) &= 1/10 \\
P(\{2 \succ 3 \succ 1 \succ 4\}) &= 1/40 & P(\{4 \succ 2 \succ 1 \succ 3\}) &= 1/20 \\
P(\{2 \succ 3 \succ 4 \succ 1\}) &= 1/40 & P(\{4 \succ 2 \succ 3 \succ 1\}) &= 1/20 \\
P(\{2 \succ 4 \succ 1 \succ 3\}) &= 1/40 & P(\{4 \succ 3 \succ 1 \succ 2\}) &= 1/40 \\
P(\{2 \succ 4 \succ 3 \succ 1\}) &= 1/40 & P(\{4 \succ 3 \succ 2 \succ 1\}) &= 1/40
\end{aligned}$$

Now $p_{1,A} > p_{1,B}$ implies $\lambda_A < \lambda_B$ and $p_{2,A} > p_{2,B}$ implies $\lambda_A > \lambda_B$. Hence \mathbf{p}_S in Table 2 is not feasible for MDM. Next consider the choice probabilities in Table 3. Here $p_{1,A} <$

Table 3: Choice probabilities can be represented by MDM but not by RUM for $n = 4, m = 4$.

Alternative	A={1,2,3,4}	B={1,2,3}	C={1,2,4}	D={1,2}
1	0.1	0.2	0.2	0.25
2	0.2	0.25	0.25	0.75
3	0.2	0.55	-	-
4	0.5	-	0.55	-

$p_{1,B} = p_{1,C} < p_{1,D}$ implies $\lambda_A > \lambda_B = \lambda_C > \lambda_D$, and $p_{2,A} < p_{2,B} = p_{2,C} < p_{2,D}$ implies $\lambda_A > \lambda_B = \lambda_C > \lambda_D$, and $p_{3,A} < p_{3,B}$ implies $\lambda_A > \lambda_B$, and $p_{4,A} < p_{4,C}$ implies $\lambda_A > \lambda_C$. So we have $\lambda_A > \lambda_B = \lambda_C > \lambda_D$ which is easy to enforce and so \mathbf{p}_S is feasible for MDM. A necessary condition for \mathbf{p}_S to be feasible for RUM are the Block-Marshak conditions provided in Block and Marschak (1960) (also see Theorem 1 in Fiorini (2004)). If the choice probabilities are feasible for RUM, one of these conditions is given by $p_{1,A} + p_{1,D} \geq p_{1,B} + p_{1,C}$. Here $p_{1,A} + p_{1,D} = 0.1 + 0.25 = 0.35 < 0.4 = 0.2 + 0.2 = p_{1,B} + p_{1,C}$. So, \mathbf{p}_S is not feasible for RUM.

□

Proof of Theorem 3. Let $\tau = \{1, \dots, m\}$ be a ranking. Define the order of element i in τ as $ord(\tau, i)$.

For example, $\tau = \{1, 2, 3\}$, $ord(\tau, 1) = 1$. $sng(x) := \begin{cases} 1 & \text{if } x > 0, \\ -1 & \text{if } x < 0. \end{cases}$

Algorithm 1: An algorithm solves the limit of MDM polynomial in n

Input: Observed choice probabilities \mathbf{p}_S , collection $\mathcal{M} = \{S_1, S_2, \dots, S_m\}$ with $|\mathcal{M}| = m$, product universe \mathcal{N} , a small positive number ϵ

Output: MDM choice probabilities \mathbf{x}_S^* , optimal ranking λ^* , optimal loss f^*

- 1 $T \leftarrow \{\text{all permutations of } \mathcal{M}\};$
- 2 $f \leftarrow +\infty;$
- 3 $\tau^1 \leftarrow \{S_1, S_2, \dots, S_m\};$
- 4 $\lambda^* \leftarrow \{1, 2, \dots, m\};$
- 5 $\tau \leftarrow \tau^1$ Solve

$$\begin{aligned} & \min_{\mathbf{x}_S} \sum_{(i,S) \in \mathcal{I}} |x_{i,S} - p_{i,S}| \\ & \text{s.t. } x_{i,S} - x_{i,T} + \epsilon * \text{sgn}(\text{ord}(\tau, T) - \text{ord}(\tau, S)) \geq 0 \quad \forall (i, S), (i, T) \in \mathcal{I} \\ & \sum_{i \in S} x_{i,S} = 1 \quad \forall S \in \mathcal{S}. \end{aligned} \tag{LP}$$

- 6 $\mathbf{x}_S^* \leftarrow$ the optimal solution of LP;
 - 7 $f^* \leftarrow$ the optimal value of LP;
 - 8 **for** $\tau' \in T \setminus \tau^1$ **do**
 - 9 $\tau \leftarrow \tau';$
 - 10 Solve (LP);
 - 11 $f \leftarrow$ the output optimal objective value of (LP);
 - 12 $\mathbf{x}_S \leftarrow$ the output optimal solution of (LP);
 - 13 **if** $f < f^*$ **then**
 - 14 $\mathbf{x}_S^* \leftarrow \mathbf{x}_S;$
 - 15 $f^* \leftarrow f;$
 - 16 $\lambda_S^* \leftarrow \text{ord}(\tau, S) \forall S \in \tau$
 - 17 **end**
 - 18 **end**
-

Algorithm 1 solves $m!$ LPs with $\mathcal{O}(nm)$ variables and $\mathcal{O}(nm^2)$ constraints. Thus, Algorithm 1 is polynomial in the product size n .

We show that it suffices to consider strict rankings in the algorithm. We show that if the problem is optimal for some λ^* with some of the value taking equal values, there is a strict ranking λ' only changing the equalities to inequities without violating the inequity constraints being optimal for the the problem. We prove this statement by contradiction. Assume that $(\mathbf{x}_S^*, \lambda^*)$ is optimal for the limit of MDM with optimal value f^* and there exists $\lambda_{S_1}^* > \dots > \lambda_{S_i}^* = \lambda_{S_{i+1}}^* > \dots > \lambda_{S_m}^*$ for some i and $(\mathbf{x}'_S, \lambda')$ with objective value f' , either $\lambda_{S_1} > \dots > \lambda_{S_i} > \lambda_{S_{i+1}} > \dots > \lambda_{S_m}$ or $\lambda_{S_1} > \dots > \lambda_{S_{i+1}} > \lambda_{S_i} > \dots > \lambda_{S_m}$ is not optimal for the same instance. If λ^* is optimal for the problem, by Corollary 2,

- (1) If $S_i \cap S_{i+1} = \emptyset$, it's trivial that λ' is also optimal for the problem with $\mathbf{x}'_S = \mathbf{x}_S^*$ and $f' = f^*$.
- (2) If $S_i \cap S_{i+1} \neq \emptyset$ with $|S_i \cap S_{i+1}| = L$ and $S_i \setminus S_{i+1} \neq \emptyset$ and $S_{i+1} \setminus S_i \neq \emptyset$. Given λ' satisfying $\lambda_{S_1}^* > \dots > \lambda_{S_i}^* > \lambda_{S_{i+1}}^* > \dots > \lambda_{S_m}^*$, there exists \mathbf{x}'_S with all entries taking the same value as \mathbf{x}_S^* and changing the values $x'_{l,S_i} = x_{l,S_i}^* - \epsilon$ and $x'_{l,S_{i+1}} = x_{l,S_{i+1}}^* + \epsilon$ for all $l \in S_i \cap S_{i+1}$, $x'_{p,S_i} = x_{p,S_i}^* + L * \epsilon$ for some $p \in S_i \setminus S_{i+1}$, $x'_{q,S_{i+1}} = x_{q,S_{i+1}}^* - L * \epsilon$ for some $q \in S_{i+1} \setminus S_i$ with $\epsilon > 0$ and $\epsilon \rightarrow 0$. Since $\epsilon \rightarrow 0$, $f' \rightarrow f^*$. In this case, λ' satisfying $\lambda_{S_1} > \dots > \lambda_{S_{i+1}} > \lambda_{S_i} > \dots > \lambda_{S_m}$, using the same argument, $f' \rightarrow f^*$.
- (3) If $S_i \cap S_{i+1} \neq \emptyset$ with $|S_i \cap S_{i+1}| = L$ and $S_i \subset S_{i+1}$, by Corollary 2, we know that $x_{p,S_{i+1}}^* = 0$ for all $p \in S_{i+1} \setminus S_i$. Given λ' satisfying $\lambda_{S_1} > \dots > \lambda_{S_{i+1}} > \lambda_{S_i} > \dots > \lambda_{S_m}$, there exists \mathbf{x}'_S with all entries taking the same value as \mathbf{x}_S^* and changing the values $x'_{l,S_{i+1}} = x_{l,S_{i+1}}^* - \epsilon$

for all $l \in S_i \cap S_{i+1}$ and $x'_{q,S_{i+1}} = x^*_{q,S_{i+1}} + L * \epsilon$ for some $q \in S_{i+1} \setminus S_i$, $\epsilon > 0$ and $\epsilon \rightarrow 0$. As $\epsilon \rightarrow 0$, we have $f' \rightarrow f^*$.

- (4) If $S_i \cap S_{i+1} \neq \emptyset$ with $|S_i \cap S_{i+1}| = L$ and $S_{i+1} \subset S_i$, we using the similar argument in (3), λ' satisfying $\lambda_{S_1} > \dots > \lambda_{S_{i+1}} > \lambda_{S_{i+1}} > \dots > \lambda_{S_m}$ gives $f' \rightarrow f^*$.

□

Proof of Proposition 1. We show the correctness of the formulation. The $\lambda_S - \nu_i$ variables can be restricted to lie in the interval $[0, 1]$ since the constraints in (10) are unaffected by adding a constant to each of these terms or scaling them by a positive constant. Define the binary variable $\delta_{i,j,S,T} \in \{0, 1\}$ where $\delta_{i,j,S,T} = 1$ if and only if $x_{i,S} < x_{j,T}$ for alternatives i and j in the same group. This is modeled by the first set of constraints in (11). Next we model the first constraint in (10) by ensuring $\lambda_S - \nu_i > \lambda_T - \nu_j$ if $\delta_{i,j,S,T} = 1$ for $(i, S), (j, T) \in \mathcal{I}$. This is modeled by the second constraint in (11). Next we introduce the binary variable $y_{i,S} \in \{0, 1\}$ where $y_{i,S} = 0$ if $x_{i,S} > 0$. This is modeled by the third constraint in (11) along with non-negativity of the $x_{i,S}$ variables. Then we model the second constraint in (10) by observing that when $x_{i,S} = x_{j,T} > 0$, we have $y_{i,S} = y_{j,T} = \delta_{i,j,S,T} = \delta_{j,i,T,S} = 0$ which we use to imply $\lambda_S - \nu_i = \lambda_T - \nu_j$. This is enforced by the fourth and fifth constraint in the formulation. This completes the proof. □

Proof of Proposition 2. Recall that any marginal distribution collection $(F_l : l = 1, \dots, K)$ capable of yielding the G-MDM instance $(\mathbf{x}_S, \boldsymbol{\lambda}, \boldsymbol{\nu})$ is sandwiched between the respective lower and upper envelopes $\underline{F}_l, \bar{F}_l$. We begin by making some useful observations on the envelopes $\underline{F}_l, \bar{F}_l$. Take any $(j, T) \in \mathcal{I}$ and $j \in G_l$ such that $\lambda_T - \nu_j \in [\underline{e}_l, \bar{r}_l]$. Besides being non-decreasing, the lower envelope \underline{F}_l satisfies $\underline{F}_l(z) < \underline{F}_l(\lambda_T - \nu_j)$ if $z < \lambda_T - \nu_j$. Likewise, the upper envelope is non-decreasing and satisfies $\bar{F}_l(z) > \bar{F}_l(\lambda_T - \nu_j)$ if $z > \lambda_T - \nu_j$. The collection $\mathbf{z}_S^l = \{\lambda_T - \nu_j \in [\bar{e}_l, \underline{r}_l] : (j, T) \in \mathcal{I}, g(j) = l\}$ serve as break-points about which at least one of the envelopes $\underline{F}_l, \bar{F}_l$ change value.

Suppose we have a choice probability vector $(x_{i,A} : i \in A)$ of the form (12) with the coefficients λ and $(\alpha_i : i \in A)$ satisfying the conditions in Proposition 2. From the above properties of $\underline{F}_l, \bar{F}_l$ and the strict positivity of coefficients $\alpha_i, 1 - \alpha_i$ for $x_{i,A} \in (0, 1)$ stipulated in Condition (a), we have

$$\begin{aligned} \lambda_T - \nu_j > \lambda - \nu_i & \quad \text{if } x_{j,T} < x_{i,A}, \\ \lambda_T - \nu_j < \lambda - \nu_i & \quad \text{if } x_{j,T} > x_{i,A}, \text{ and} \\ \lambda_T - \nu_j = \lambda - \nu_i & \quad \text{if } 0 < x_{j,T} = x_{i,A}, \end{aligned} \tag{16}$$

for any $i \in A$ and any $j \in G_l$ with $(j, T) \in \mathcal{I}$. The last condition in (16) follows since $\underline{F}_l(z) = \bar{F}_l(z) = 1 - x_{j,T}$ for $z \in (\bar{e}_l, \underline{r}_l)$ only if z is a break-point from the collection \mathbf{z}_S^l . Next, if both $i, j \in A \cap G_l$ are such $\lambda - \nu_i$ and $\lambda - \nu_j$ have the same adjacent breakpoints from the collection \mathbf{z}_S^l , the conditions in (14) ensure that

$$\begin{aligned} \lambda - \nu_i > \lambda - \nu_j & \quad \text{if } x_{i,A} < x_{j,A}, \text{ and} \\ \lambda - \nu_i = \lambda - \nu_j & \quad \text{if } 0 < x_{i,A} = x_{j,A}. \end{aligned} \tag{17}$$

Finally if both $i, j \in A \cap G_l$ are such that $\lambda - \nu_i$ and $\lambda - \nu_j$ have different adjacent breakpoints, the monotonicity properties of $\underline{F}_l, \bar{F}_l$ are sufficient for ensuring that the above conditions are satisfied. Since the sufficient conditions (7) in Theorem 1 are satisfied, the collection $\mathbf{x}_S \cup (x_{i,A} : i \in A)$ is a feasible choice probability collection for G-MDM.

To prove the converse, we first argue that a Lagrange multiplier λ satisfying the optimality conditions (5) must satisfy (13). As the Lagrange multipliers $(\lambda_i : i \in A)$ in (5) are non-negative, we have from the first constraint in (5) that $1 - x_{i,A} \leq \bar{F}_l(\lambda - \nu_i)$. Since $\sum_{i \in A} x_{i,A} = 1$, we have as a consequence that any λ satisfying (5) also satisfies the first inequality in (13). The second inequality in (13) also follows from observing

$$1 = \sum_{i \in A: x_{i,A} > 0} x_{i,A} = \sum_{i \in A: \lambda_i = 0} [1 - F_{g(i)}(\lambda - \nu_i)] \leq \sum_{i \in A} [1 - \underline{F}_{g(i)}(\lambda - \nu_i)].$$

Since any $0 < x_{i,A} = 1 - F_{g(i)}(\lambda - \nu_i)$ is expressible as a convex combination of $1 - \underline{F}_{g(i)}(\lambda - \nu_i)$ and $1 - \bar{F}_{g(i)}(\lambda - \nu_i)$, we have the representation (12) with $\alpha_i \in [0, 1]$. If $x_{i,A} \in (0, 1)$, ensuring

the first two conditions in (16) for every $j \in G_l$ with $(j, T) \in \mathcal{I}$ will require both α_i and $1 - \alpha_i$ to be positive. Therefore Condition (a) in the statement of Proposition 2 is necessary. The conditions (14) on the coefficients α_i, α_j are necessary to ensure (17) is satisfied for $i, j \in A \cap G_l$ such that $\lambda - \nu_i$ and $\lambda - \nu_j$ have the same adjacent break-points from the collection \mathbf{z}_S^l . In particular, admitting $\alpha_i = \alpha_j = 1$ or 0 , as in last two lines of (14), allows the possibility of $x_{i,A} = x_{j,A} = 1$ or 0 , respectively, even if $\nu_i > \nu_j$ (thus enforcing (17) only when necessary). \square

Proof of Corollary 1. When $K = 1$, $\mathcal{G} = \mathcal{N}$, we have $g(i) = g(j)$ for all i, j and the result follows. \square

Proof of Corollary 2. When $K = n$, $\mathcal{G} = \{\{1\}, \{2\}, \dots, \{n\}\}$. For all $(i, S), (j, T) \in \mathcal{I}$ with $g(i) = g(j)$, we have $i = j$ and $\nu_i = \nu_j$. The conditions in (7) reduce to (9). The feasibility conditions give:

$$p_{j,S} < p_{j,T} \Rightarrow \lambda_S > \lambda_T \Rightarrow \lambda_S \geq \lambda_T \Rightarrow p_{i,S} \leq p_{i,T}.$$

\square

Proof of Corollary 3. Observe that the left and right-hand sides of (13) are non-increasing in λ . Therefore the collection $\Lambda = \{\lambda \in \mathbb{R} \mid \lambda \text{ satisfies (13)}\}$ constitutes an interval. Let $\underline{\lambda} = \inf \Lambda$, $\bar{\lambda} = \sup \Lambda$. For any $\lambda \in \Lambda$, see that the respective $x_{k,A}$ in (12) satisfies,

$$1 - \bar{F}_{g(k)}(\lambda - \nu_k) \leq x_{k,A} \leq 1 - \underline{F}_{g(k)}(\lambda - \nu_k).$$

Since the left and right hand sides above are non-increasing in λ , we arrive at the conclusion by substituting the supremum $\bar{\lambda}$ in the left-hand side and the infimum $\underline{\lambda}$ in the right-hand side. \square

Proof of Lemma 2. We prove it by contradiction. From Theorem 1, if there exists some alternative i such that $p_{i,S} > p_{i,S \cap T}$, then we have $\lambda_S - \nu_i < \lambda_{S \cap T} - \nu_i$, which is equivalent to $\lambda_S - \nu_j < \lambda_{S \cap T} - \nu_j$ for all $j \in S \cap T$. This implies $\lambda_S - \nu_j \leq \lambda_{S \cap T} - \nu_j$ which gives $p_{j,S} \geq p_{j,S \cap T}$ for all $(j, S), (j, S \cap T) \in \mathcal{I}$. Since $\sum_{j \in S} p_{j,S} = 1$, we get $\sum_{j \in S \cap T} p_{j,S \cap T} < 1$ contradicting the condition $\sum_{j \in S \cap T} p_{j,S \cap T} = 1$. \square

B Examples

Example 1 (An example to show the effect of grouping on the representational power). Consider the choice probabilities in Table 4 with $n = 4$ alternatives and $m = 2$ assortments. This can be represented by G-MDM only when the number of groups $K \geq 2$.

Table 4: Choice probabilities that cannot be generated with a single group for $n = 4, m = 2$.

Alternative	A={1,2,3}	B={1,2,4}
1	0.28	0.25
2	0.40	0.20
3	0.32	-
4	-	0.55

If all the alternatives are in the same group, using Corollary 1, we have $\lambda_A - \nu_2 < \lambda_A - \nu_1 < \lambda_B - \nu_1 < \lambda_B - \nu_2$ since $p_{2,A} > p_{1,A} > p_{1,B} > p_{2,B}$, which implies $\nu_2 < \nu_1$ and $\nu_2 > \nu_1$. This means the choice probabilities in Table 4 cannot be represented with G-MDM with $K = 1$. Now consider $K = 2$ and $\mathcal{G} = \{\{1, 3\}, \{2, 4\}\}$. Then we have $\lambda_A - \nu_3 < \lambda_A - \nu_1 < \lambda_B - \nu_1$ since $p_{3,A} > p_{1,A} > p_{1,B}$ and $\lambda_B - \nu_4 < \lambda_A - \nu_2 < \lambda_B - \nu_2$ since $p_{4,B} > p_{2,A} > p_{2,B}$. The conditions are satisfied for $\lambda_A = 1, \lambda_B = 3, \nu_1 = 1, \nu_2 = 1.5, \nu_3 = 3, \nu_4 = 4$, since we get $-2 < 0 < 2$ and $-1 < -0.5 < 1.5$. This means the choice probabilities in Table 4 can be represented with G-MDM with $K = 2$.

Example 2 (An example to show nonconvexity). We focus on a single group with $K = 1$. Both the choice probabilities \mathbf{p}_S and \mathbf{q}_S are feasible for G-MDM but the convex combination of \mathbf{p}_S and \mathbf{q}_S can not be represented by G-MDM for $K = 1$. One can check \mathbf{p}_S is feasible for G-MDM where $p_{1,A} <$

$p_{2,A} < p_{1,C} < p_{1,B} < p_{2,B} < p_{3,A} < p_{3,C}$ implies $\lambda_A - \nu_1 > \lambda_A - \nu_2 > \lambda_C - \nu_1 > \lambda_B - \nu_1 > \lambda_B - \nu_2 > \lambda_A - \nu_3 > \lambda_C - \nu_3$. The values $\lambda_A = 12, \lambda_B = 8, \lambda_C = 10$ and $\nu_1 = 3, \nu_2 = 4, \nu_3 = 10$ satisfy this. Similarly q_S is feasible for G-MDM where $q_{3,A} < q_{3,C} < q_{2,A} < q_{2,B} < q_{1,A} < q_{1,B} < q_{1,C}$ implies $\lambda_A - \nu_3 > \lambda_C - \nu_3 > \lambda_A - \nu_2 > \lambda_B - \nu_2 > \lambda_A - \nu_1 > \lambda_B - \nu_1 > \lambda_C - \nu_1$. The values $\lambda_A = 11, \lambda_B = 10, \lambda_C = 8$ and $\nu_1 = 10, \nu_2 = 4, \nu_3 = 0$ satisfy this. However r_S is not feasible for G-MDM since we have $r_{1,A} > r_{2,A}$ which implies $\nu_1 > \nu_2$ and $r_{1,B} = r_{2,B} > 0$ which implies $\nu_1 = \nu_2$, both of which cannot be simultaneously satisfied.

p_S			
Alternative	A={1,2,3}	B={1,2}	C={1,3}
1	0.1	0.4	0.25
2	0.2	0.6	-
3	0.7	-	0.75

q_S			
Alternative	A={1,2,3}	B={1,2}	C={1,3}
1	0.6	0.65	0.8
2	0.3	0.35	-
3	0.1	-	0.2

$r_S = 0.6p_S + 0.4q_S$			
Alternative	A={1,2,3}	B={1,2}	C={1,3}
1	0.3	0.5	0.47
2	0.24	0.5	-
3	0.46	-	0.53

C Data for experiments

Data of Experiment 1.

1. Collection information.

- (a) A grant size of alternatives $n = 1000$ with the collection size m varies from 100 to 1000 with a step size 100 was setup.
- (b) In a run, the collection with a smaller size is nested by the one with a larger size, e.g., in the first run, the collection of size 100 \mathcal{S}_{100}^1 and the collection of size 200 satisfies $\mathcal{S}_{100}^1 \subset \mathcal{S}_{200}^1$.
- (c) In each instance, each alternative is chosen into an assortment with the same probability $p = 0.005$. This ensures that the average size of the assortments in the data is about 5. The distinct assortments with at least size 2 are randomly generated with no repeat. Across different instances, the generation of assortments in the same collection size is independent.

2. Observed choice probabilities.

- (a) With the realization of the collection in each instance, a collection of choice probabilities p_S which is feasible for MNL is generated with the realization of the deterministic utilities in the MNL follows a standard normal distribution.
- (b) The choice probabilities p_S are perturbed by Gaussian noise following Normal $(0, 0.01^2)$. After the perturbation, regularization of all choice probabilities and normalization of the choice probabilities in an assortment are applied. The experiment tests four cases where the choice probabilities are chosen to be modified with a probability denoted by α . In different cases, α takes a different value in $\{0.25, 0.5, 0.75, 1\}$. The perturbed choice probabilities \tilde{p}_S which is to be used as the feasibility check data for the tested models, can be described as $\tilde{p}_S = p_S(\mathbf{1} + \epsilon\delta)$, where $\mathbf{1}, \epsilon$ and δ are in the same size as p_S . $\mathbf{1}$ is a all ones matrix and $\epsilon_{i,S}$ is the Gaussian noise. $\delta_{i,S}$ is the binary variable to indicate whether $p_{i,S}$ is chosen to be modified. We have $\mathbb{P}(\delta_{i,S} = 1) = \alpha$ in different values to test with varying degrees of modification, whether the model can express the modified probabilities.

Data of Experiment 2. $n = 7$ with a collection size m takes values in $\{2, 3, 5, 10, 15, 20\}$ was setup in the experiment comparing the representational power and the computational time of MDM and RUM. We stop at the product size 7 because of RUM is intractable even for a small value of n . All other setups are the same as Experiment 1 except the generation of random assortments. Since the size of the available alternatives is small, we test on the cases when collections only includes assortments with size 2 or 3. So, in this experiment, the assortments are randomly chosen to the collections from the all possible size 2 and size 3 assortments.

Data of Experiment 3. All steps of generating instances are the same of Experiment 2 but using uniformly distributed choice data instead of using underlying MNL choice data with gaussian noise.

Data of Experiment 4. The instances of Experiment 2 with perturbation parameter $\alpha = 0.5$ and being feasible for G-MDM with identical marginals are used for the prediction experiments. For each instance, the new unseen assortment is randomly generated from the possible assortments as mentioned in Experiment 2.

Implementation. For Experiment 1, from Corollary 2, it follows that the feasibility check of MDM can be done by an equivalent LP and one can check the feasibility of MNL just by checking its IIA property (see Luce (1959)). For experiment 2, the feasibility check of RUM can be done with an LP (see Jagabathula and Rusmevichientong (2019)). In both experiments, for each α , the feasibility of a model is tested on 1000 instances of the same collection size. We report the proportion of the feasible instances of the tested model and an average of computational time over these 1000 instances for each collection size. In Experiment 3, we set the loss function to be 1-norm loss. The limit of MDM and APU are based on Problem 11. The limit of RUM can be quantified with the constraints of the LP in the RUM feasibility check and the objective function. For the computation of the limit of MNL, we compute the Maximum Likelihood estimator of the parameter in the MNL model and compute the 1-norm distance between the choice probability collection under MNL with the estimated parameter and the given instance. All the limit problems are solved with CVXPY solver (see Diamond and Boyd (2016), Agrawal et al. (2018)). We report the average loss and standard error of each scenario over 1000 instances. In Experiment 4, for each instance, we use the interval defined in Corollary 3 to compute both predicted choice probability intervals for the alternatives in the unseen assortment under G-MDM with 1 group and G-MDM without grouping assumption. We report the average length of the predicted intervals and standard error of each scenario over the testing instances. We used an MacBook Pro Laptop with 2 GHz 4 core Intel Core i5 processor for all experiments.