

Going Beyond Approximation: Encoding Constraints for Explainable Multi-hop Inference via Differentiable Combinatorial Solvers

Mokanarangan Thayaparan^{†‡}, Marco Valentino^{†‡}, André Freitas^{†‡}

Department of Computer Science, University of Manchester, United Kingdom[†]

Idiap Research Institute, Switzerland[‡]

{firstname.lastname}@manchester.ac.uk

Abstract

Integer Linear Programming (ILP) provides a viable mechanism to encode explicit and controllable assumptions about explainable multi-hop inference with natural language. However, an ILP formulation is *non-differentiable* and cannot be integrated into broader deep learning architectures. Recently, [Thayaparan et al. \(2021a\)](#) proposed a novel methodology to integrate ILP with Transformers to achieve end-to-end differentiability for complex multi-hop inference. While this hybrid framework has been demonstrated to deliver better answer and explanation selection than transformer-based and existing ILP solvers, the neuro-symbolic integration still relies on a convex relaxation of the ILP formulation, which can produce sub-optimal solutions. To improve these limitations, we propose *Diff-Comb Explainer*, a novel neuro-symbolic architecture based on *Differentiable BlackBox Combinatorial solvers* (DBCS) ([Pogančić et al., 2019](#)). Unlike existing differentiable solvers, the presented model does not require the transformation and relaxation of the explicit semantic constraints, allowing for direct and more efficient integration of ILP formulations. *Diff-Comb Explainer* demonstrates improved accuracy and explainability over non-differentiable solvers, Transformers and existing differentiable constraint-based multi-hop inference frameworks.

1 Introduction

Given a question expressed in natural language, ILP-based Multi-hop Question Answering (QA) aims to construct an explanation graph of interconnected facts (i.e., natural language sentences) to support the answer (see Figure 1). This framework provides a viable mechanism to encode explicit and controllable assumptions about the structure of the inference ([Khashabi et al., 2018](#); [Khot et al., 2017](#); [Khashabi et al., 2016](#)). For this reason, inference based on constrained optimisation is generally re-

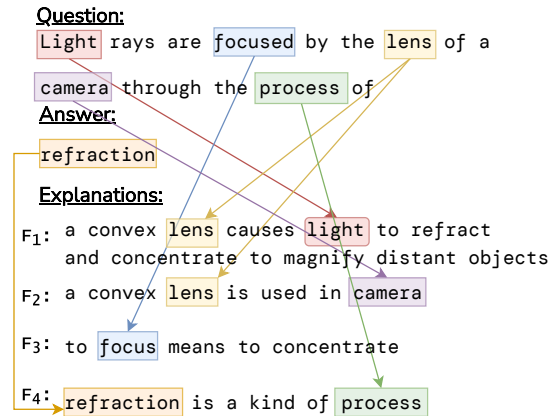


Figure 1: Example of question, answer and explanations as graph ([Xie et al., 2020](#); [Jansen et al., 2018](#))

garded as interpretable and transparent, providing structured explanations in support of the underlying reasoning process ([Thayaparan et al., 2020](#)).

However, ILP solvers are *non-differentiable* and cannot be integrated as part of a broader deep learning architecture ([Paulus et al., 2021](#); [Pogančić et al., 2019](#)). Moreover, these approaches are often limited by the exclusive adoption of hard-coded heuristics for the inference and cannot be optimised end-to-end on annotated corpora to achieve performance comparable to deep learning counterparts ([Thayaparan et al., 2021a](#); [Khashabi et al., 2018](#)).

In an attempt to combine the best of both worlds, [Thayaparan et al. \(2021a\)](#) proposed a novel neuro-symbolic framework (*Diff-Explainer*) that integrates explicit constraints with neural representations via Differentiable Convex Optimisation Layers ([Agrawal et al., 2019](#)). *Diff-Explainer* combines constraint optimisation solvers with Transformer-based representations, enabling end-to-end training for explainable multi-hop inference. The *non-differentiability* of ILP solvers is alleviated by approximating the constraints using Semi-Definite programming ([Helmberg, 2000](#)). This approxima-

tion usually requires non-trivial transformations of ILP formulations into convex optimisation problems.

Since constraint-based multi-hop inference is typically framed as optimal subgraph selection via binary optimization (0, 1), The semi-definite relaxation employed in *Diff-Explainer* necessitates a continuous relaxation of the discrete variables (from $\{0, 1\}$ to $[0, 1]$). While this process can provide tight approximations for ILP problems, this relaxation can still lead to sub-optimal solutions in practice (Yoshida, 2011; Thapper and Živný, 2018) leading to erroneous answer and explanation prediction.

To improve on these limitations, we propose *Diff-Comb Explainer*, a novel neuro-symbolic architecture based on *Differentiable BlackBox Combinatorial solvers* (DBCS) (Pogančić et al., 2019). The proposed algorithm transforms a combinatorial optimisation solver into a composable building block of a neural network. DBCS achieves this by leveraging the minimisation structure of the combinatorial optimisation problem, computing a gradient of continuous interpolation to address the *non-differentiability* of ILP solvers. In contrast to *Diff-Explainer* (Thayaparan et al., 2021a), DBCS makes it possible to compute exact solutions for the original ILP problem under consideration, approximating the gradient.

Our experiments on multi-hop question answering with constraints adopted from ExplanationLP (Thayaparan et al., 2021b) yielded an improvement of 11% over non-differentiable solvers and 2.08% over *Diff-Explainer*. Moreover, we demonstrate that the proposed approach produces more accurate and faithful explanation-based inference, outperforming a non-differentiable solver and *Diff-Explainer* by 8.41% and 3.63% on explanation selection.

In summary, the contributions of the chapter are as follows:

1. A novel constrained-based natural language solver that combines a differentiable black box combinatorial solver with transformer-based architectures.
2. Empirically demonstrates that differentiable combinatorial solvers combined with transformer architectures provide improved performance for explanation and answer selection when compared to differentiable and non-differentiable counterparts.

3. Demonstrate that *Diff-Comb Explainer* better reflects the underlying explanatory inference process leading to the final answer prediction, outperforming differentiable and non-differentiable counterparts in terms of faithfulness and consistency.

2 Related Work

Constraint-based multi-hop inference ILP has been applied for structured representation (Khashabi et al., 2016) and over semi-structured representation extracted from text (Khot et al., 2017; Khashabi et al., 2018). Early approaches were unsupervised. However, recently Thayaparan et al. (2021b) proposed the ExplanationLP model optimised towards answer selection via Bayesian optimisation. ExplanationLP was limited to fine-tuning only nine parameters and used pre-trained neural embedding. *Diff-Explainer* (Thayaparan et al., 2021a) was the first approach to integrate constraints into a deep-learning network via Differentiable Convex Optimisation Layer (Agrawal et al., 2019) by approximating ILP constraints using Semi-definite programming.

Hybrid reasoning with Transformers Clark et al. (2021) proposed “soft theorem provers” operating over explicit theories in language. This hybrid reasoning solver integrates natural language rules with transformers to perform deductive reasoning. Saha et al. (2020) improved on top of it, enabling the answering of binary questions along with the proofs supporting the prediction. The multiProver (Saha et al., 2021) evolves on top of these conceptions to produce an approach that is capable of producing multiple proofs supporting the answer. While these hybrid reasoning approaches produce explainable and controllable inference, they assume the existence of natural language rules and have only been applied to synthetic datasets. On the other hand, our approach does not require extensive rules set and can tackle complex scientific and commonsense QA.

Differentiable Blackbox Combinatorial Optimisation Solver Given the following bounded integer problem:

$$\min_{x \in X} c \cdot x \quad \text{subject to} \quad Ax \leq b, \quad (1)$$

where $X \in \mathbb{Z}^n$, $c \in \mathbb{R}^n$, x are the variables, $A = [a_1, \dots, a_m] \in \mathbb{R}^{m \times n}$ is the matrix of constraint

coefficients and $b \in \mathbb{R}^m$ is the bias term. The output of the solver $g(c)$ returns the $\arg \min_{x \in X}$ of the integer problem.

Differentiable Combinatorial Optimisation Solver (Pogančić et al., 2019) (DBCS) assumes that A, b are constant and the task is to find the dL/dc given global loss function L with respect to solver output x at a given point $\hat{x} = g(\hat{c})$. However, a small change in c is typically not going to change the optimal ILP solution resulting in the true gradient being zero.

In order to solve this problem, the approach simplifies by considering the linearisation f of L at the point \hat{x} .

$$f(x) = L(\hat{x}) + \frac{dL}{dx}(\hat{x}) \cdot (x - \hat{x}) \quad (2)$$

to derive:

$$\frac{df(g(c))}{dc} = \frac{dL}{dc} \quad (3)$$

By introducing the linearisation, the focus is now to differentiating the piecewise constant function $f(g(c))$. The approach constructs a continuous interpolation of $f(g(c))$ by function $f_\lambda(w)$. Here the hyper-parameter $\lambda > 0$ controls the trade-off between *informativeness of the gradient* and *faithfulness to the original function*.

3 Diff-Comb Explainer: Differentiable Blackbox Combinatorial Solver for Explainable Multi-Hop Inference

ILP-based QA is typically applied to multiple-choice question answering (Khashabi et al., 2018; Khot et al., 2017; Khashabi et al., 2016; Thayaparan et al., 2021b). Given Question (Q) and the set of candidate answers $C = \{c_1, c_2, c_3, \dots, c_n\}$ the aim is to select the correct answer c_{ans} .

In order to achieve this, ILP-based approaches convert question answer pairs into a list of hypothesis $H = \{h_1, h_2, h_3, \dots, h_n\}$ (where h_i is the concatenation of Q with c_i) and typically adopt a retrieval model (e.g: BM25, FAISS (Johnson et al., 2017)), to select a list of candidate explanatory facts $F = \{f_1, f_2, f_3, \dots, f_k\}$. Then construct a weighted graph $G = (V, E, W)$ with edge weights $W : E \rightarrow \mathbb{R}$ where $V = \{\{h_i\} \cup F\}$, edge weight W_{ik} of each edge E_{ik} denote how relevant a fact f_k is with respect to the hypothesis h_i .

Given this premise, ILP-based Multi-hop QA can be defined as follows (Thayaparan et al., 2021a):

Definition 3.1 (ILP-Based Multi-Hop QA). Find a subset $V^* \subseteq V, h \in V^*$ and $E^* \subseteq E$ such that the induced subgraph $G^* = (V^*, E^*)$ is connected, weight $W[G^* = (V^*, E^*)] := \sum_{e \in E^*} W(e)$ is maximal and adheres to set of constraints M_c designed to emulate multi-hop inference. The hypothesis h_i with the highest subgraph weight $W[G^* = (V^*, E^*)]$ is selected to be the correct answer c_{ans} .

As illustrated in Figure 2, *Diff-Comb Explainer* has 3 major parts: *Graph Construction*, *Subgraph Selection* and *Answer/Explanation Selection*. In *Graph Construction*, for each candidate answer c_i we construct graph $G^i = (V^i, E^i, W^i)$ where the $V^i = \{h_i\} \cup \{F\}$ and weights W_{ik}^i of each edge E_{ik}^i denote how relevant a fact f_k is with respect to the hypothesis h_i . These edge weights (W_{ik}^i) are calculated using a weighted (θ) sum of scores calculated using transformer-based (*STrans*) embeddings and lexical overlap.

In the *Subgraph Selection* step, for each G^i Differentiable Blackbox Combinatorial Solver (DBCS) with constraints are applied to extract subgraph G^* . In this paper, we adopt the constraints proposed for ExplanationLP (Thayaparan et al., 2021b). ExplanationLP explicit abstraction by grouping facts into abstract and grounding facts. Abstract facts are core scientific facts that a question is attempting to test, and grounding facts link concepts in the abstract facts to specific terms in the question/answer. For example, in Figure 1 the core scientific fact is about the nature of convex lens and how they refract light (F_1). Facts F_2, F_3, F_4 help to connect the abstract fact to the question/answer.

Finally, in *Answer/Explanation Selection* the model is to predict the correct answer c_{ans} and relevant explanations F_{exp} . During training time, the loss is calculated based on gold answer/explanations to fine-tune the transformers (*STrans*) and weights (θ).

The rest of the section explains each of the components in detail.

3.1 Graph Construction

In order to facilitate grounding abstract chains, the retrieved facts F are classified into *grounding* facts $F_G = \{f_1^g, f_2^g, f_3^g, \dots, f_l^g\}$ and abstract facts $F_A = \{f_1^a, f_2^a, f_3^a, \dots, f_m^a\}$ such that $F = F_A \cup F_G$ and $l + m = k$.

Similarly to Diff-Explainer (Thayaparan et al., 2021a), we use two relevance scores: semantic

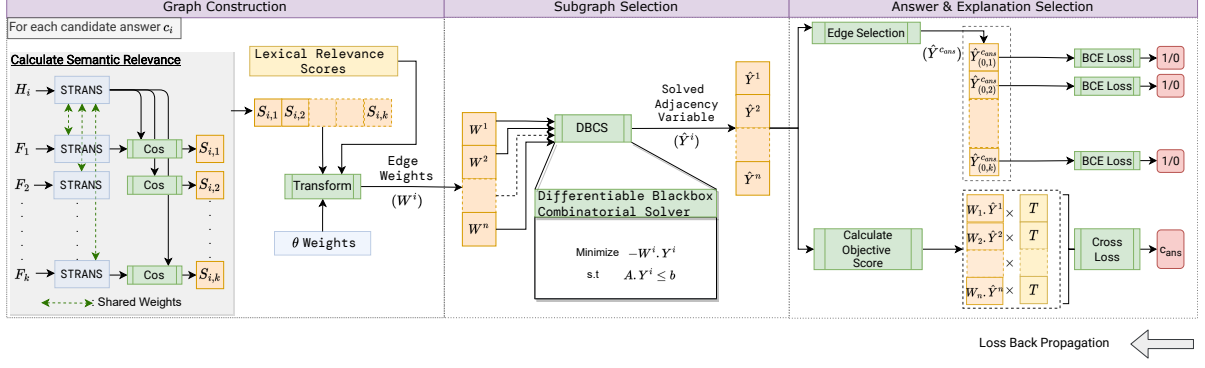


Figure 2: End-to-end architectural diagram of *Diff-Comb Explainer*. The integration of Differentiable Blackbox Combinatorial solvers will result in better explanation and answer prediction.

and lexical scores, to calculate the edge weights. We use a Sentence-Transformer (STrans) (Reimers et al., 2019) bi-encoder architecture to calculate the semantic relevance. The semantic relevance score from STrans is complemented with the lexical relevance score. The semantic and lexical scores are calculated as follows:

Semantic Relevance (s): Given a hypothesis h_i and fact f_j we compute sentence vectors of $\vec{h}_i = STrans(h_i)$ and $\vec{f}_j = STrans(f_j)$ and calculate the semantic relevance score using cosine-similarity as follows:

$$s_{ij} = S(\vec{h}_i, \vec{f}_j) = \frac{\vec{h}_i \cdot \vec{f}_j}{\|\vec{h}_i\| \|\vec{f}_j\|} \quad (4)$$

Lexical Relevance (l): The lexical relevance score of hypothesis h_i and f_j is given by the percentage of overlaps between unique terms (here, the function trm extracts the lemmatized set of unique terms from the given text):

$$l_{ij} = L(h_i, f_j) = \frac{|trm(h_i) \cap trm(f_j)|}{\max(|trm(h_i)|, |trm(f_j)|)} \quad (5)$$

Given the above scoring function, we construct the edge weights matrix (W) as follows:

$$W_{jk}^i = \begin{cases} -\theta_{gg}l_{jk} & (j, k) \in F_G \\ -\theta_{aa}l_{jk} & (j, k) \in F_A \\ \theta_{ga}l_{jk} & j \in F_G, k \in F_A \\ \theta_{qgl}l_{jk} + \theta_{qgs}s_{jk} & j \in F_G, k = h_i \\ \theta_{qal}l_{jk} + \theta_{qal}s_{jk} & j \in F_A, k = h_i \end{cases} \quad (6)$$

Here relevance scores are weighted by θ parameters which are clamped to $[0, 1]$.

3.2 Subgraph Selection via Differentiable Blackbox Combinatorial Solvers

Given the above premises, the objective function is defined as:

$$\min \quad -1(W^i \cdot Y^i) \quad (7)$$

We adopt the edge variable $Y^i \in \{0, 1\}^{(n+1) \times (n+1)}$ where $Y_{j,k}^i$ ($j \neq k$) takes the value of 1 iff edge E_{jk}^i belongs to the subgraph and Y_{jj}^i takes the value of 1 iff V_j^i belongs to the subgraph.

Given the above variable, the constraints are defined as follows:

Answer selection constraint The candidate hypothesis should be part of the induced subgraph:

$$\sum_{j \in \{h_i\}} Y_{jj}^i = 1 \quad (8)$$

Edge and Node selection constraint If node V_j^i and V_k^i are selected then edges E_{jk}^i and E_{kj}^i will be selected. If node V_j^i is selected, then edge E_{jj}^i will also be selected:

$$Y_{jk}^i \leq Y_{jj}^i \quad \forall (j, k) \in E \quad (9)$$

$$Y_{jk}^i \leq Y_{kk}^i \quad \forall (j, k) \in E \quad (10)$$

$$Y_{jk}^i \geq Y_{jj}^i + Y_{kk}^i - 1 \quad \forall (j, k) \in E \quad (11)$$

Abstract fact selection constraint Limit the number of abstract facts selected to M :

$$\sum_i Y_{jj}^i \leq M \quad \forall j \in F_A \quad (12)$$

3.3 Answer and Explanation Selection

The solved adjacency variable \hat{Y}^i represents the selected edges for each candidate answer choice c_i . Not all datasets provide gold explanations. Moreover, even when the gold explanations are available, they are only available for the correct answer with no explanations for the *wrong* answer.

In order to tackle these shortcomings and ensure end-to-end differentiability, we use the softmax (σ) of the objective score ($W^i \cdot \hat{Y}^i$) as the probability score for each choice.

We multiply each objective score $W^i \cdot \hat{Y}^i$ value by the temperature hyperparameter (T) to obtain soft probability distributions γ^i (where $\gamma^i = (W^i \cdot \hat{Y}^i) \cdot T$). The aim is for the correct answer c_{ans} to have the highest probability.

In order to achieve this aim, we use the cross entropy loss l_c as follows to calculate the answer selection loss \mathcal{L}_{ans} as follows:

$$\mathcal{L}_{ans} = l_c(\sigma(\gamma^1, \gamma^2, \dots, \gamma^n), c_{ans}) \quad (13)$$

If gold explanations are available, we complement \mathcal{L}_{ans} with explanation loss \mathcal{L}_{exp} . We employ binary cross entropy loss l_b between the selected explanatory facts and gold explanatory facts F_{exp} for the explanatory loss as follows:

$$\mathcal{L}_{exp} = l_b(\hat{Y}^{ans}[f_1, f_2, \dots, f_k], F_{exp}) \quad (14)$$

We calculate the total loss (\mathcal{L}) as weighted by hyperparameters $\lambda_{ans}, \lambda_{exp}$ as follows:

$$\mathcal{L} = \lambda_{ans}\mathcal{L}_{ans} + \lambda_{exp}\mathcal{L}_{exp} \quad (15)$$

The pseudo-code to train *Diff-Comb Explainer* end-to-end is summarized in Algorithm 1.

4 Empirical Evaluation

4.1 Answer and Explanation Selection

We use the WorldTree corpus (Xie et al., 2020) for training the evaluation of explanation and answer selection. The 4,400 question and explanations in the WorldTree corpus are split into three different subsets: *train-set*, *dev-set* and *test-set*. We use the *dev-set* to assess the explainability performance since the explanations for *test-set* are not publicly available.

Algorithm 1: Training *Diff-Comb Explainer*

Data: $A, b \leftarrow$ Multi-hop Inference Constraints
Data: $f_w \leftarrow$ Graph weight Function
Data: $\lambda \leftarrow$ Hyperparameter for DBCS interpolation
 $epoch \leftarrow 0$;
while $epoch \leq max_epochs$ **do**
 foreach $h_i \in H$ **do**
 $G^i \leftarrow$ fact-graph-construction(h_i, F);
 $l^i \leftarrow L(h_i, F)$;
 $\theta \leftarrow clamp([0, 1])$;
 $\vec{F} \leftarrow STrans(F)$;
 $\vec{h}_i \leftarrow STrans(h_i)$;
 $s^i \leftarrow S(\vec{h}_i, \vec{F})$;
 $W^i \leftarrow f_w(s^i, l^i; \theta)$;
 $\hat{Y}^i \leftarrow DBCS(-W^i, A, b; \lambda)$;
 $\gamma^i \leftarrow (W \cdot \hat{Y}^i) \cdot T$;
 end
 $\mathcal{L}_{ans} = l_c(\sigma(\gamma^1, \gamma^2, \dots, \gamma^n), c_{ans})$;
 if F_{exp} is available **then**
 $\mathcal{L}_{exp} = l_b(\hat{Y}^{ans}[f_1, f_2, \dots, f_k], F_{exp})$;
 $\mathcal{L} = \lambda_{ans}\mathcal{L}_{ans} + \lambda_{exp}\mathcal{L}_{exp}$;
 else
 $\mathcal{L} = \mathcal{L}_{ans}$;
 end
 update $\theta, STrans$ using AdamW optimizer by minimizing *loss*;
 $epoch \leftarrow epoch + 1$;
end
Result: Store best θ and *STrans*

Baselines: We use the following baselines to compare against our approach for the WorldTree corpus:

1. **BERT_{Base} and BERT_{Large}** (Devlin et al., 2019): To use BERT for this task, we concatenate every hypothesis with k retrieved facts, using the separator token [SEP]. We use the HuggingFace (Wolf et al., 2019) implementation of *BertForSequenceClassification*, taking the prediction with the highest probability for the positive class as the correct answer.
2. **ExplanationLP:** Non-differentiable version of ExplanationLP. Using the constraints stated in Section 3, we fine-tune the θ parameters using Bayesian optimization and frozen STrans representations. This baseline aims to evaluate the impact of end-to-end fine-tuning over the non-differentiable solver.
3. **Diff-Explainer:** *Diff-Explainer* has already exhibited better performance over other explainable multi-hop inference approaches, including ILP-based approaches including TableILP (Khashabi et al., 2016), TupleILP (Khot et al., 2017) and graph-based neural approach PathNet (Kundu et al., 2019). Similar to our approach, we use ExplanationLP

Model	Explanation Selection (<i>dev</i>)					Faithfulness	Answer Selection (<i>test</i>)
	Precision		Explanatory Consistency				
	@2	@1	@3	@2			
Baselines							
BERT _{Base}	-	-	-	-	-	-	45.43
BERT _{Large}	-	-	-	-	-	-	49.63
Fact Retrieval (FR) Only	30.19	38.49	21.42	15.69	11.64	-	-
BERT _{Base} + FR	-	-	-	-	-	52.65	58.06
BERT _{Large} + FR	-	-	-	-	-	51.23	59.32
ExplanationLP	40.41	51.99	29.04	14.14	11.79	71.11	62.57
Diff-Explainer	41.91	56.77	39.04	20.64	17.01	72.22	71.48
Diff-Comb Explainer							
- Answer selection only	45.75	61.01	49.04	29.99	18.88	73.37	72.04
- Answer and explanation selection	47.57	63.23	43.33	33.36	20.71	74.47	73.46

Table 1: Comparison of explanation and answer selection of *Diff-Comb Explainer* against other baselines. Explanation Selection was carried out on the *dev* set as the *test* explanation was not public available.

constraints with *Diff-Explainer*. We use similar hyperparameters and knowledge base used in [Thayaparan et al. \(2021a\)](#).

Experimental Setup: We employ the following experimental setup:

- *Sentence Transformer Model:* ALL-MPNET-BASE-V2 ([Song et al., 2020](#)).
- *Fact retrieval representation:* ALL-MPNET-BASE-V2 trained with gold explanations of WorldTree Corpus to achieve a Mean Average Precision of 40.11 in the dev-set.
- *Fact retrieval:* FAISS retrieval ([Johnson et al., 2017](#)) using pre-cached representations.
- *Background knowledge:* 5000 abstract facts from the WorldTree table store (WTree) and over 100,000 *is-a* grounding facts from ConceptNet (CNet) ([Speer et al., 2017](#)).
- The experiments were carried out for $k = \{1, 2, 3, 5, 10, 20, 30, 40, 50\}$ and the best configuration for each model is selected.
- The hyperparameters $\lambda, \lambda_{ans}, \lambda_{exp}, T$ were fine-tuned for 50 epochs using the [Adaptive Experimentation Platform](#).
- $M=2$ for ExplanationLP, *Diff-Explainer* and *Diff-Comb Explainer*.

Metrics The answer selection is evaluated using accuracy. For evaluation of explanation selection,

we use Precision@ K . In addition to Precision@ K , we introduce two new metrics to evaluate the truthfulness of the answer selection to the underlying inference. The metrics are as follows:

Explanatory Consistency@ K : Question/answer pair with similar explanations indicates similar underlying inference ([Atanasova et al., 2022](#)). The expectation is that similar underlying inference would produce similar explanations ([Valentino et al., 2021, 2022](#)). Given a test question Q_t and retrieved explanations E_t we find set of Questions $Q_t^s = \{Q_t^1, Q_t^2, \dots\}$ with at least K overlap gold explanations along with the retrieved explanations $E_t^s = \{e_t^1, e_t^2, \dots\}$. Given this premise, Explanatory Consistency@ K is defined as follows:

$$\frac{\sum_{e_t^i \in E_t^s} [e_t^i \in E_t]}{\sum_{e_t^i \in E_t^s} |e_t^i|} \quad (16)$$

Explanatory Consistency measures out of questions/answer pairs with at least K similar gold explanations and how many of them share a common retrieved explanation.

Faithfulness: The aim is to measure how much percentage of the correct prediction is derived from correct inference and wrong prediction is derived from wrong inference over the entire set. Let’s say that the set of questions correctly answered as A_{Q_c} , wrongly answered questions A_{Q_w} , set of questions

with at least one correctly retrieved explanation as A_{Q_1} and set of questions where no correctly retrieved explanations A_{Q_0} . Given this premise, Faithfulness is defined as follows:

$$\frac{|A_{Q_w} \cap A_{Q_0}| + |A_{Q_c} \cap A_{Q_1}|}{|A_{Q_c} \cup A_{Q_w}|} \quad (17)$$

A higher faithfulness implies that the underlying inference process is reflected in the final answer prediction.

Table 1 illustrates the explanation and answer selection performance of *Diff-Comb* Explainer and the baselines. We report scores for *Diff-Comb* Explainer trained for only the answer and optimised jointly for answer and explanation selection.

Since BERT does not provide explanations, we use facts retrieved from the fact retrieval for the best k configuration ($k = 3$) as explanations. We also report the scores for BERT without explanations.

We draw the following conclusions from the results obtained in Table 1 (The performance increase here are expressed in absolute terms):

- (1) *Diff-Comb* Explainer improves answer selection performance over the non-differentiable solver by 9.47% with optimising only on answer selection and 10.89% with optimising on answer and explanation selection. This observation underlines the impact of the end-to-end fine-tuning framework. We can also observe that strong supervision with optimising explanation selection yields better performance than weak supervision with answer selection.
- (2) *Diff-Comb* Explainer outperforms the best transformer-based model by 14.14% for answer selection. This increase in performance demonstrates that integrating constraints with transformer-based architectures leads to better performance.
- (3) *Diff-Comb* Explainer outperform the best *Diff-Explainer* configuration (answer and explanation selection) by 0.56% even in the weak supervision setting (answer only optimisation). We also outperform *Diff-Explainer* by 1.98% in the best setting.
- (4) *Diff-Comb* Explainer is better for selecting relevant explanations over the other constraint-based solvers. *Diff-Comb* Explainer outperforms the non-differentiable solver at Precision@K by 8.41% ($k = 1$) and 6.05% ($k = 2$). We also outperform *Diff-Explainer* by 3.63% ($k = 1$) and 4.55% ($k = 2$). The improvement of Precision@K over the Fact Retrieval only (demonstrated with BERT + FR) by 16.98% ($k = 1$) and 24.74% ($k = 2$) underlines the

robustness of our approach to noise propagated by the upstream fact retrieval.

(5) Our models also exhibit higher Explanatory Consistency over the other solvers. This performance shows that the optimisation model is learning and applying consistent inference across different instances. We also outperform the fact retrieval model which was also a transformer-based model trained on gold explanations.

(6) Answer prediction by *black-box* models like BERT do not reflect the explanation provided. This fact is indicated by the low Faithfulness score obtained by both BERT_{Base}/BERT_{Large}. In contrast, the high constraint-based solver’s Faithfulness scores emphasise how the underlying inference reflects on the final prediction. In particular, our approach performs better than the non-differentiable models and *Diff-Explainer*.

In summary, despite the fact that *Diff-Explainer* and *Diff-Comb* Explainer approaches use the same set of constraints, our model yields better performance, indicating that accurate predictions generated by ILP solvers are better than approximated sub-optimal results.

4.2 Qualitative Analysis

Both explanations and answer predictions in Question (1) are entirely correct for our model. In this example, both ExplanationLP and *Diff-Explainer* have failed to retrieve any correct explanations or predict the correct answer. Both the approaches are distracted by the strong lexical overlaps with the wrong answer.

Question (2) at least one explanation is correct and a correct answer prediction for our model. In the example provided, *Diff-Explainer* provides the correct answer prediction with both the retrieved facts not being explanatory. *Diff-Explainer* arrives at the correct answer prediction with no explanation addressing the correct answer.

In Question (3) both our model and *Diff-Explainer* provide the correct answer but with both facts not being explanations. The aforementioned qualitative (Question 1 and 2) and quantitative measures (Explanatory Consistency@K, Faithfulness) indicate how the underlying explanatory inference results in the correct prediction; there are cases where false inference still leads to the correct answer with our model as well. In this case, the inference is distracted by the strong lexical overlaps irrelevant to the question.

Question (1): Which measurement is best expressed in light-years?: **Correct Answer:** the distance between stars in the Milky Way.

ExplanationLP

Answer: the time it takes for planets to complete their orbits. **Explanations:** (i) a complete revolution; orbit of a planet around its star takes 1; one planetary year, (ii) a light-year is used for describing long distances

Diff-Explainer

Answer: the time it takes for planets to complete their orbits. **Explanations:** (i) a light-year is used for describing long distances, (ii) light year is a measure of the distance light travels in one year

Diff-Comb Explainer

Answer: the distance between stars in the Milky Way. **Explanations:** (i) light years are a astronomy unit used for measuring length, (ii) stars are located light years apart from each other

Question (2): Which type of precipitation consists of frozen rain drops?: **Correct Answer:** sleet.

ExplanationLP

Answer: snow. **Explanations:** (i) precipitation is when snow fall from clouds to the Earth, (ii) snow falls

Diff-Explainer

Answer: sleet. **Explanations:** (i) snow falls, (ii) precipitation is when water falls from the sky

Diff-Comb Explainer

Answer: sleet. **Explanations:** (i) sleet is when raindrops freeze as they fall, (ii) sleet is made of ice

Question (3): Most of the mass of the atom consists of?: **Correct Answer:** protons and neutrons.

ExplanationLP

Answer: neutrons and electrons. **Explanations:** (i) neutrons have more mass than an electron, (ii) neutrons have more mass than an electron

Diff-Explainer

Answer: protons and neutrons. **Explanations:** (i) the atomic mass is made of the number of protons and neutrons, (ii) precipitation is when water falls from the sky

Diff-Comb Explainer

Answer: protons and neutrons. **Explanations:** (i) the atomic mass is made of the number of protons and neutrons, (ii) precipitation is when water falls from the sky

Table 2: Example of predicted answers and explanations (Only *CENTRAL* explanations) obtained from our model with different levels of fine-tuning.

However, from the qualitative analysis, we can conclude that the explainable inference that happens with our model is more robust and coherent when compared to the *Diff*-explainer and non-differentiable models.

4.3 Knowledge aggregation with increasing distractors

One of the key characteristics identified by [Thayaparan et al. \(2021a\)](#) is the robustness of *Diff*-Explainer to distracting noise. In order to evaluate if our model also exhibits the same characteristics, we ran our model for the increasing number of retrieved facts k and plotted the answer selection accuracy for WorldTree in Figure 3.

As illustrated in the Figure, similar to *Diff*-Explainer, our approach performance remains stable with increasing distractors. We also continue to outperform *Diff*-Explainer across all sets of k .

BERT performance drops drastically with increasing distractors. This phenomenon is in line with existing work ([Thayaparan et al., 2021a](#); [Yadav et al., 2019b](#)). We hypothesise that with in-

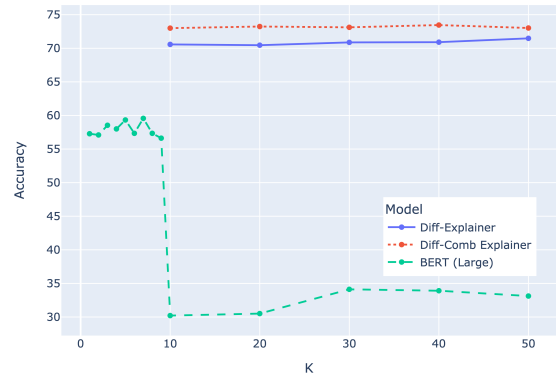


Figure 3: Comparison of accuracy for different number of retrieved facts.

creasing distractors, BERT overfits quickly with spurious inference correlation. On the other hand, our approach circumvents this problem with the inductive bias provided by the constraint optimisation layer.

Model	Explainable	Accuracy
BERT _{Large}	No	35.11
IR Solver (Clark et al., 2016)	Yes	20.26
TupleILP (Khot et al., 2017)	Yes	23.83
TableILP (Khashabi et al., 2016)	Yes	26.97
ExplanationLP (Thayaparan et al., 2021b)	Yes	40.21
DGEM (Clark et al., 2016)	Partial	27.11
KG ² (Zhang et al., 2018)	Partial	31.70
ET-RR (Ni et al., 2019)	Partial	36.61
Unsupervised AHE (Yadav et al., 2019a)	Partial	33.87
Supervised AHE (Yadav et al., 2019a)	Partial	34.47
AutoRocc (Yadav et al., 2019b)	Partial	41.24
Diff-Explainer (ExplanationLP) (Thayaparan et al., 2021a)	Yes	42.95
Diff-Comb Explainer (ExplanationLP)	Yes	43.21

Table 3: ARC challenge scores compared with other Fully or Partially explainable approaches trained *only* on the ARC dataset.

4.4 Comparing Answer Selection with ARC Baselines

Table 3 presents a comparison of publicly reported baselines on the ARC Challenge-Corpus (Clark et al., 2018) and our approach. These questions have proven to be challenging to answer for other LP-based question answering and neural approaches.

While models such as UnifiedQA (Khashabi et al., 2020) and AristoBERT (Xu et al., 2021) have demonstrated performance of 81.14 and 68.95, they have been trained on other question-answering datasets, including RACE (Lai et al., 2017). Moreover, despite its performance, UnifiedQA does not provide explanations supporting its inference.

In Table 3, to provide a rigorous comparison, we only list models that have been trained *only* on the ARC corpus and provides explanations supporting its inference to ensure fair comparison. Here the explainability column indicates if the model delivers an explanation for the predicted answer. A subset of the models produces evidence for the answer but remains intrinsically black-box. These models have been marked as *Partial*.

As illustrated in the Table 3, *Diff-Comb Explainer* outperforms the best non-differentiable constraint-solver model (ExplanationLP) by 2.8%.

We also outperform a transformer-only model AutoRocc by 1.97%. While our improvement over *Diff-Explainer* is small, we still demonstrate performance improvements for answer selection. On top of performances obtained for explanation and answer selection with WorldTree corpus, we have also established better performances than leaderboard approaches.

5 Conclusion

This paper proposed a novel framework for encoding explicit and controllable assumptions as part of an end-to-end learning framework for explainable multi-hop inference using Differentiable Blackbox Combinatorial Solvers (Pogančić et al., 2019). We empirically demonstrated improved answer and explanation selection performance compared with the existing differentiable constraint-based solver for multi-hop inference (Thayaparan et al., 2021a). We also demonstrated performance gain and increased robustness to noise when combining constraints with transformer-based architectures. In this paper, we adopted the constraints of ExplanationLP, but it is possible to encode more complex inference constraints within the model.

Diff-Comb Explainer builds on previous work by Thayaparan et al. (2021a) and investigates the combination of symbolic knowledge (expressed via constraints) with neural representations. We hope this work will encourage researchers to encode different domain-specific priors, leading to more robust, transparent and controllable neuro-symbolic inference models for NLP.

Acknowledgements

The work is partially funded by the EPSRC grant EP/T026995/1 entitled “EnnCore: End-to-End Conceptual Guarding of Neural Architectures” under *Security for all in an AI enabled society* and by the SNSF project NeuMath (200021_204617). We would like to thank the Computational Shared Facility of the University of Manchester for providing the infrastructure to run our experiments.

References

Akshay Agrawal, Brandon Amos, Shane Barratt, Stephen Boyd, Steven Diamond, and J. Zico Kolter. 2019. *Differentiable convex optimization layers*. In *Advances in Neural Information Processing Systems*, volume 32. Curran Associates, Inc.

- Pepa Atanasova, Jakob Grue Simonsen, Christina Lioma, and Isabelle Augenstein. 2022. Diagnostics-guided explanation generation. In *Proceedings of the AAAI Conference on Artificial Intelligence*, volume 36, pages 10445–10453.
- Peter Clark, Isaac Cowhey, Oren Etzioni, Tushar Khot, Ashish Sabharwal, Carissa Schoenick, and Oyvind Tafjord. 2018. Think you have solved question answering? try arc, the ai2 reasoning challenge. *arXiv preprint arXiv:1803.05457*.
- Peter Clark, Oren Etzioni, Tushar Khot, Ashish Sabharwal, Oyvind Tafjord, Peter D Turney, and Daniel Khashabi. 2016. Combining retrieval, statistics, and inference to answer elementary science questions. In *AAAI*, pages 2580–2586. Citeseer.
- Peter Clark, Oyvind Tafjord, and Kyle Richardson. 2021. Transformers as soft reasoners over language. In *Proceedings of the Twenty-Ninth International Conference on International Joint Conferences on Artificial Intelligence*, pages 3882–3890.
- Jacob Devlin, Ming-Wei Chang, Kenton Lee, and Kristina Toutanova. 2019. Bert: Pre-training of deep bidirectional transformers for language understanding. In *Proceedings of the 2019 Conference of the North American Chapter of the Association for Computational Linguistics: Human Language Technologies, Volume 1 (Long and Short Papers)*, pages 4171–4186.
- Christoph Helmberg. 2000. Semidefinite programming for combinatorial optimization.
- Peter Jansen, Elizabeth Wainwright, Steven Marmorstein, and Clayton Morrison. 2018. Worldtree: A corpus of explanation graphs for elementary science questions supporting multi-hop inference. In *Proceedings of the Eleventh International Conference on Language Resources and Evaluation (LREC 2018)*.
- Jeff Johnson, Matthijs Douze, and Hervé Jégou. 2017. Billion-scale similarity search with gpus. *CoRR*, abs/1702.08734.
- Daniel Khashabi, Tushar Khot, Ashish Sabharwal, Peter Clark, Oren Etzioni, and Dan Roth. 2016. Question answering via integer programming over semi-structured knowledge. In *Proceedings of the Twenty-Fifth International Joint Conference on Artificial Intelligence*, pages 1145–1152.
- Daniel Khashabi, Tushar Khot, Ashish Sabharwal, and Dan Roth. 2018. Question answering as global reasoning over semantic abstractions. In *Proceedings of the AAAI Conference on Artificial Intelligence*, volume 32.
- Daniel Khashabi, Sewon Min, Tushar Khot, Ashish Sabharwal, Oyvind Tafjord, Peter Clark, and Hananeh Hajishirzi. 2020. Unifiedqa: Crossing format boundaries with a single qa system. *arXiv preprint arXiv:2005.00700*.
- Tushar Khot, Ashish Sabharwal, and Peter Clark. 2017. Answering complex questions using open information extraction. *arXiv preprint arXiv:1704.05572*.
- Souvik Kundu, Tushar Khot, Ashish Sabharwal, and Peter Clark. 2019. Exploiting explicit paths for multi-hop reading comprehension. In *Proceedings of the 57th Annual Meeting of the Association for Computational Linguistics*, pages 2737–2747, Florence, Italy. Association for Computational Linguistics.
- Guokun Lai, Qizhe Xie, Hanxiao Liu, Yiming Yang, and Eduard Hovy. 2017. RACE: Large-scale Reading comprehension dataset from examinations. In *Proceedings of the 2017 Conference on Empirical Methods in Natural Language Processing*, pages 785–794, Copenhagen, Denmark. Association for Computational Linguistics.
- Jianmo Ni, Chenguang Zhu, Weizhu Chen, and Julian McAuley. 2019. Learning to attend on essential terms: An enhanced retriever-reader model for open-domain question answering. In *Proceedings of the 2019 Conference of the North American Chapter of the Association for Computational Linguistics: Human Language Technologies, Volume 1 (Long and Short Papers)*, pages 335–344.
- Anselm Paulus, Michal Rolínek, Vít Musil, Brandon Amos, and Georg Martius. 2021. Comboptnet: Fit the right np-hard problem by learning integer programming constraints. In *International Conference on Machine Learning*, pages 8443–8453. PMLR.
- Marin Vlastelica Pogančić, Anselm Paulus, Vit Musil, Georg Martius, and Michal Rolínek. 2019. Differentiation of blackbox combinatorial solvers. In *International Conference on Learning Representations*.
- Nils Reimers, Iryna Gurevych, Nils Reimers, Iryna Gurevych, Nandan Thakur, Nils Reimers, Johannes Daxenberger, and Iryna Gurevych. 2019. Sentencebert: Sentence embeddings using siamese bert-networks. In *Proceedings of the 2019 Conference on Empirical Methods in Natural Language Processing*. Association for Computational Linguistics.
- Swarnadeep Saha, Sayan Ghosh, Shashank Srivastava, and Mohit Bansal. 2020. Prover: Proof generation for interpretable reasoning over rules. In *Proceedings of the 2020 Conference on Empirical Methods in Natural Language Processing (EMNLP)*, pages 122–136.
- Swarnadeep Saha, Prateek Yadav, and Mohit Bansal. 2021. multiprover: Generating multiple proofs for improved interpretability in rule reasoning. In *Proceedings of the 2021 Conference of the North American Chapter of the Association for Computational Linguistics: Human Language Technologies*, pages 3662–3677.
- Kaitao Song, Xu Tan, Tao Qin, Jianfeng Lu, and Tiejun Liu. 2020. Mpnet: Masked and permuted pre-training for language understanding. *Advances in*

- Neural Information Processing Systems*, 33:16857–16867.
- Robyn Speer, Joshua Chin, and Catherine Havasi. 2017. Conceptnet 5.5: An open multilingual graph of general knowledge. In *Thirty-first AAAI conference on artificial intelligence*.
- Johan Thapper and Stanislav Živný. 2018. The limits of sdp relaxations for general-valued csp. *ACM Transactions on Computation Theory (TOCT)*, 10(3):1–22.
- Mokanarangan Thayaparan, Marco Valentino, Deborah Ferreira, Julia Rozanova, and André Freitas. 2021a. [Diff-explainer: Differentiable convex optimization for explainable multi-hop inference](#).
- Mokanarangan Thayaparan, Marco Valentino, and André Freitas. 2020. A survey on explainability in machine reading comprehension. *arXiv preprint arXiv:2010.00389*.
- Mokanarangan Thayaparan, Marco Valentino, and André Freitas. 2021b. Explainable inference over grounding-abstract chains for science questions. In *Findings of the Association for Computational Linguistics: ACL-IJCNLP 2021*, pages 1–12.
- Marco Valentino, Mokanarangan Thayaparan, Deborah Ferreira, and André Freitas. 2022. Hybrid autoregressive inference for scalable multi-hop explanation regeneration. In *Proceedings of the AAAI Conference on Artificial Intelligence*, volume 36, pages 11403–11411.
- Marco Valentino, Mokanarangan Thayaparan, and André Freitas. 2021. Unification-based reconstruction of multi-hop explanations for science questions. In *Proceedings of the 16th Conference of the European Chapter of the Association for Computational Linguistics: Main Volume*, pages 200–211.
- Thomas Wolf, Lysandre Debut, Victor Sanh, Julien Chaumond, Clement Delangue, Anthony Moi, Pierric Cistac, Tim Rault, Rémi Louf, Morgan Funtowicz, and Jamie Brew. 2019. [Huggingface’s transformers: State-of-the-art natural language processing](#). *CoRR*, abs/1910.03771.
- Zhengnan Xie, Sebastian Thiem, Jaycie Martin, Elizabeth Wainwright, Steven Marmorstein, and Peter Jansen. 2020. Worldtree v2: A corpus of science-domain structured explanations and inference patterns supporting multi-hop inference. In *Proceedings of The 12th Language Resources and Evaluation Conference*, pages 5456–5473.
- Weiwen Xu, Huihui Zhang, Deng Cai, and Wai Lam. 2021. Dynamic semantic graph construction and reasoning for explainable multi-hop science question answering. In *Findings of the Association for Computational Linguistics: ACL-IJCNLP 2021*, pages 1044–1056.
- Vikas Yadav, Steven Bethard, and Mihai Surdeanu. 2019a. Alignment over heterogeneous embeddings for question answering. In *Proceedings of the 2019 Conference of the North American Chapter of the Association for Computational Linguistics: Human Language Technologies, Volume 1 (Long and Short Papers)*, pages 2681–2691.
- Vikas Yadav, Steven Bethard, and Mihai Surdeanu. 2019b. [Quick and \(not so\) dirty: Unsupervised selection of justification sentences for multi-hop question answering](#). In *Proceedings of the 2019 Conference on Empirical Methods in Natural Language Processing and the 9th International Joint Conference on Natural Language Processing (EMNLP-IJCNLP)*, pages 2578–2589, Hong Kong, China. Association for Computational Linguistics.
- Yuichi Yoshida. 2011. Optimal constant-time approximation algorithms and (unconditional) inapproximability results for every bounded-degree csp. In *Proceedings of the forty-third annual ACM symposium on Theory of computing*, pages 665–674.
- Yuyu Zhang, Hanjun Dai, Kamil Toraman, and Le Song. 2018. Kg^2 : Learning to reason science exam questions with contextual knowledge graph embeddings. *arXiv preprint arXiv:1805.12393*.

6 Appendix

The rest of the section details the hyper parameters, code bases and datasets used in our approach to reproduce our experiments.

6.1 External code-bases

- Differentiable Blackbox Combinatorial Solvers Examples: <https://github.com/martius-lab/blackbox-differentiation-combinatorial-solvers>
- Sentence Transformer code-base: <https://huggingface.co/sentence-transformers/all-mpnet-base-v2>

6.2 Integer Linear Programming Optimization

The components of the linear programming system is as follows:

- Solver: Gurobi Optimization <https://www.gurobi.com/products/gurobi-optimizer/>

The hyperparameters used in the ILP constraints:

- Maximum number of abstract facts (M): 2

Infrastructures used:

- CPU Cores: 32
- CPU Model: Intel(R) Core(TM) i7-6700 CPU @ 3.40GHz
- Memory: 128GB

6.3 Hyperparameters

For *Diff-Comb* Explainer we had to fine-tune hyperparameters λ , λ_{ans} , λ_{exp} , T . We fine-tune for 50 epochs using the [Adaptive Experimentation Platform](#) with seed of 42.

The bounds of the hyperparameters are as follows:

- λ : [100, 300]
- λ_{exp} : [0.0, 1.0]
- λ_{ans} : [0.0, 1.0]
- T : [$1e - 2$, 100]

The hyperparameters adopted for our approach are as follows:

- λ : 152
- λ_{exp} : 0.72
- λ_{ans} : 0.99
- T : 8.77
- max epochs: 8
- gradient accumulation steps: 1
- learning rate: 1e-5
- weight decay: 0.0
- adam epsilon: 1e-8
- warmup steps: 0
- max grad norm: 1.0
- seed: 42

The hyperparameters adopted for BERT are as follows:

- gradient accumulation steps: 1
- learning rate: 1e-5
- weight decay: 0.0
- adam epsilon: 1e-8
- warmup steps: 0
- max grad norm: 1.0
- seed: 42

We fine-tuned using 4 Tesla V100 GPUs for 10 epochs in total with batch size 32 for *Base* and 16 for *Large*.

6.4 Data

WorldTree Dataset: Data can be obtained from: <http://cognitiveai.org/explanationbank/>
ARC-Challenge Dataset: <https://allenai.org/data/arc>. Only used the Challenge split.