

# Mismatching-Aware Unsupervised Translation Quality Estimation For Low-Resource Languages

Fatemeh Azadi<sup>1</sup>, Heshaam Faili<sup>1\*</sup> and Mohammad Javad  
Dousti<sup>1</sup>

<sup>1\*</sup> School of Electrical and Computer Engineering, College of  
Engineering, University of Tehran, Tehran, Iran.

\*Corresponding author(s). E-mail(s): [hfaili@ut.ac.ir](mailto:hfaili@ut.ac.ir);  
Contributing authors: [ft.azadi@ut.ac.ir](mailto:ft.azadi@ut.ac.ir); [mjdoosti@ut.ac.ir](mailto:mjdoosti@ut.ac.ir);

## Abstract

Translation Quality Estimation (QE) is the task of predicting the quality of machine translation (MT) output without any reference. This task has gained increasing attention as an important component in practical applications of MT. In this paper, we first propose XLMRScore, a simple unsupervised QE method based on the BERTScore computed using the XLM-RoBERTa (XLMR) model while discussing the issues that occur using this method. Next, we suggest two approaches to mitigate the issues: replacing untranslated words with the unknown token and the cross-lingual alignment of pre-trained model to represent aligned words closer to each other. We evaluate the proposed method on four low-resource language pairs of WMT21 QE shared task, as well as a new English-Farsi test dataset introduced in this paper. Experiments show that our method could get comparable results with the supervised baseline for two zero-shot scenarios, i.e., with less than 0.01 difference in Pearson correlation, while outperforming the unsupervised rivals in all the low-resource language pairs for above 8% in average.

**Keywords:** quality estimation, machine translation, pretrained language models, cross-lingual word embeddings, low-resource languages

## 1 Introduction

Translation quality estimation (QE) is defined as the task of determining the quality the machine translation (MT) model without the need for gold reference translations. The reference-based evaluation metrics commonly used for automatic evaluation of MT such as BLEU (Papineni, Roukos, Ward, & Zhu, 2002), METEOR (Banerjee & Lavie, 2005) or TER (Snover, Dorr, Schwartz, Micciulla, & Makhoul, 2006) score the MT outputs in comparison to a gold reference. However, references are not always available, especially in real-time scenarios, where we want to inform the user about the reliability of MT outputs or increasing the efficiency in automatic post-editing (do Carmo et al., 2021) (e.g., by estimating the effort needed to post-edit each sentence). Thus, reference-free evaluation metrics (i.e., QE), has become a significant area of research in the field of MT.

QE could be performed at various levels, including, word, sentence, or document level (Kepler, Trénous, Treviso, Vera, Góis, et al., 2019). The sentence level QE, which is the focus of this paper, is defined as predicting either of the two objectives of *Direct Assessment* (DA), which is the perceived quality score of translated sentences or post-editing effort, which is the number of edits a translator needs to achieve a perfect translation measured by the *Human-mediated Translation Edit Rate* (HTER) metric (Snover et al., 2006).

State-of-the-art (SoTA) QE models often need an almost large amount of data (more than 7K sentence pairs in standard datasets) with DA or HTER quality labels for training (Specia et al., 2021). However, such annotated data is not easily obtainable for most of the languages, especially in low resource scenarios. Thus, unsupervised approaches with no need of any QE supervision would be beneficial and attractive.

In this work, we focus on developing a fully unsupervised sentence-level QE model. Our approach follows BERTScore (Zhang, Kishore, Wu, Weinberger, & Artzi, 2019), except that it is implemented based on the pretrained cross-lingual word embeddings instead of the monolingual BERT (Devlin, Chang, Lee, & Toutanova, 2018) model. This approach was firstly adopted in Zhou, Ding, and Takeda (2020), where they used multilingual BERT for computing BERTScore as an unsupervised QE method. However, they revealed the so-called *mismatching issue*, where there exists a lot of mismatching errors between the source and translated candidate tokens when performing greedy matching with pairwise word similarities. In response to this issue, they proposed to use the word alignment knowledge from GIZA++ (Och & Ney, 2003) and penalize the similarity of unaligned tokens in the similarity matrix, while performing the greedy matching on it.

Unlike Zhou et al. (2020), we use the XLMR-Base (Conneau et al., 2019) as the base model in our approach, since it shows to have better representations for low-resource languages. Also, in order to alleviate the mismatching issue, we attempted to have a more cross-lingually aligned contextual word embeddings by fine-tuning the base model on word alignments derived from a statistical

aligner like GIZA++ on a parallel corpus. Our fine-tuning approach is a contrastive learning approach as in Wu and Dredze (2020), where the base model was optimized to bring the representation of aligned words closer together, while moving the unaligned ones further apart. However, our approach for fine-tuning differs from Wu and Dredze (2020) in that we select the negative examples from the unaligned tokens in each sentence pair instead of each batch, which is a more optimal selection. And also we align all the subwords of each aligned pair of words to each other unlike aligning the first subwords in Wu and Dredze (2020), as the representation of all the subwords are used in our QE metric.

Another issue that we encountered while adopting cross-lingual word embedding models in BERTScore for QE was the untranslated words. Since untranslated words have very close representations to their corresponding source words, the model could not recognize and would assign a high similarity score to them in the greedy matching. To mitigate this issue, we create a vocabulary from a large monolingual corpus of the target language, assuming the untranslated words in the hypothesis as the words that are not in this vocabulary, and replacing them with the unknown token, i.e.,  $\langle unk \rangle$ .

In order to conduct our experiments, we use datasets from WMT21 shared task on QE (Fomicheva, Sun, Fonseca, et al., 2020) for low-resource language pairs of Sinhala-English, Nepalese-English, Pashto-English and Khmer-English. We also prepare and will publish (upon acceptance of the paper) a new test data for English-Farsi language pair, annotated with the post-editing metric of HTER, and evaluate our proposed QE metric on it. Also, as some of these languages are somehow close to each other, like Farsi and Pashto, we try to examine if using the word alignment knowledge of similar languages could help. To do this, we fine-tune the XLMR model on word alignments from all these languages simultaneously, as well as word alignments derived from an English-Hindi corpora. Hindi is somehow similar to Farsi, Pashto, Nepalese and Sinhala languages and besides, has more clean parallel resources available, especially compared to Pashto, Nepalese, and Sinhala, which could be beneficial for attaining high-quality word alignments.

The main contributions of our work can be summarized as follows:

- Proposed an unsupervised QE method for low-resource languages based on the contextual word embeddings derived from the XLMR model.
- Investigated the effects of having a more cross-lingually aligned contextual word embeddings on our unsupervised method.
- Studied the impact of using closely related languages, while fine-tuning the pretrained models to have a more cross-lingually aligned contextual word embeddings.
- Provided the first test data with HTER labels for the English-Farsi language pair, suitable for the sentence-level post-editing effort task as in the WMT QE shared task. This dataset will be released to the public upon acceptance of the paper.

The rest of this paper is organized as follows. In the next section, we briefly discuss the related work. In Section 3, we will describe our proposed method while arguing issues and suggest our solutions. Next, we introduce a new English-Farsi test data in Section 4, and present our experimental results in Section 5. Finally, we conclude the paper while providing an outlook for future work in the last section.

## 2 Related Work

QE refers to the task of predicting MT quality without any translation reference. Traditional approaches for QE use conventional machine learning models while designing various manual features. Such features are extracted from the MT system, the source and translated sentence themselves, and external resources such as monolingual or parallel corpora (Specia, Shah, De Souza, & Cohn, 2013; Specia, Turchi, Cancedda, Cristianini, & Dymetman, 2009). SoTA approaches use neural methods. Kim, Jung, Kwon, Lee, and Na (2017) proposed the predictor-estimator model, which is still used by the most recent SoTA methods (Specia et al., 2021). In Kim et al. (2017), the predictor was an encoder-decoder RNN, which randomly selects and masks a word in a target sentence from parallel data and learns to predict it. The estimator was also an RNN which uses representations generated by the predictor to learn QE scores. Similar approaches were also proposed by Ive, Blain, and Specia (2018) as a single end-to-end model and J. Wang et al. (2018) which first used a transformer-based model to extract features and then fed these features with manually designed features into a BiLSTM to train for QE.

Advances in large-scale multilingual pretrained models have greatly improved the performance of recent QE methods. Kepler, Trénous, Treviso, Vera, Góis, et al. (2019) used the predictor-estimator while replacing the predictor with the BERT or XLM (Conneau & Lample, 2019) model. Ranasinghe, Orăsan, and Mitkov (2020) fine-tuned a single or two separate XLMR models for source and target sentences on QE scores. Lee (2020) generated a huge artificial QE dataset based on a parallel corpus, pretrained the XLMR model on it, and fine-tuned it using the QE train dataset. There are also many other supervised methods proposed using the pre-trained language models (Chen et al., 2021; Kim, Lim, Kim, & Na, 2019; Moura, Vera, van Stigt, Kepler, & Martins, 2020; J. Wang et al., 2021). Despite achieving strong performance, supervised approaches need QE-labeled data for training, which is not easily obtainable for most languages. Thus zero-shot or unsupervised QE has become an attractive research area.

Several studies attempted to develop unsupervised QE methods in recent years; however, their performance is inferior to the SoTA supervised approach. Etchegoyhen, Garcia, and Azpeitia (2018) used lexical translation and statistical language model probabilities while averaging them to get the final QE scores. Also, Fomicheva, Sun, Yankovskaya, et al. (2020) used various glass-box features extracted from NMT models to propose an unsupervised QE model.

Zhou et al. (2020) proposed an enhanced version of BERTScore, which uses word alignments from statistical models to define a penalty function over the similarity of unaligned tokens in the greedy matching of BERTScore. They also defined the generation score as the perplexity obtained for each target side token, and combined it with the BERTScore value to get the unsupervised QE score. Tuan et al. (2021) proposed a method to generate synthetic data for QE and then using this data to train a QE model instead of human labeled data; however, their method is only suitable for the HTER task as their synthetic data is generated using HTER.

### 3 Proposed Method

Our approach for QE is based on the BERTScore metric, and we call it XLMRScore as we used the XLMR model instead of BERT. Thus in this section we first describe XLMRScore in details. Then we demonstrate the issues we will encounter when using the BERTScore directly for this purpose, and describe our solutions to alleviate these issues.

#### 3.1 XLMRScore

BERTScore was proposed by Zhang et al. (2019) as a reference-based evaluation metric for any text generation task including MT. It focused on computing semantic similarity between the tokens of reference and hypothesis, using the contextual word embeddings derived from the pretrained BERT model. In order to use it for the QE task with no reference, we could use pretrained cross-lingual models like M-BERT as in Zhou et al. (2020), and calculate the pairwise similarity of tokens in the source and hypothesis sentence. Here, we use the XLMR-Base model instead of M-BERT for this purpose, as it provides better representations for low-resource languages. Thus, we call this method XLMRScore. Then by using greedy matching, each token in the source sentence matched to the closest token in the hypothesis, and vice versa, to compute the recall and precision scores. In more details, using the pretrained cross-lingual model, each source sentence is mapped to a sequence of vectors  $\langle x_1, \dots, x_n \rangle$ , while its corresponding hypothesis mapped to  $\langle y_1, \dots, y_m \rangle$ . Then the QE scores based on BERTScore can be computed as follows:

$$\begin{aligned} P &= \frac{1}{|y|} \sum_{y_j \in y} \max_{x_i \in x} x_i^\top y_j, \\ R &= \frac{1}{|x|} \sum_{x_i \in x} \max_{y_j \in y} x_i^\top y_j, \end{aligned} \quad (1)$$

Computing BERTScore as described above is suitable for monolingual scenario, and using it directly in a cross-lingual setting causes two issues. First, untranslated tokens are matched to their corresponding source tokens with a

high score, which is undesirable. Second, mismatching errors between source and hypothesis tokens when applying the greedy matching, as indicated in Zhou et al. (2020). In order to resolve these issues, we propose two strategies of replacing untranslated tokens with the unknown token (Subsection 3.2) and cross-lingual alignment of the base pre-trained multilingual word embedding model (Subsection 3.3) to represent aligned words in a parallel sentence closer to each other.

### 3.2 Replacing untranslated tokens


Using XLMRScore for QE is based on the assumption that semantically similar tokens in the source and target languages have similar representations in the utilized cross-lingual word embedding model. However, the popular cross-lingual models like XLMR, does not have any signal about the language of the tokens. Thus, untranslated tokens could not properly be detected, and hence will be matched against its corresponding source token with a high similarity score. The extreme case is when the translation model cannot translate the source sentence entirely, and the hypothesis is exactly the same as the source sentence. In this case, computing XLMRScore in the way above will give the highest score of 1 as the QE score, which is not appropriate.

To mitigate this issue, we force the model to treat the untranslated tokens as out-of-vocabulary in the target language. For this purpose, we create a vocabulary by considering the words with occurrences of more than a certain threshold in a monolingual corpus of the target language. More precisely, a threshold of 2 is used in our experiments as described in Subsection 5.2. Next, we replace the out-of-vocabulary words in the translation candidates with the unknown token (i.e., *<unk>* in XLMR model)

### 3.3 Cross-lingual alignment of the pre-trained model

As mentioned in the previous section, the assumption behind using XLMRScore for QE is that the pre-trained cross-lingual models generate similar vector representations for tokens with the same meaning and context in different languages. Thus, we assume that by greedy matching of tokens, we match each token with its translation on the target side, and their similarity shows how good this translation is. However, as shown in Figure 1 and indicated by Zhou et al. (2020), there are many mismatching errors between the source and hypothesis tokens, when using the greedy matching approach. This is due to the imperfect cross-lingual alignment of the pre-trained multilingual models, which means they could not generate proper similar representations for aligned word pairs within parallel sentences.

One way to improve the cross-lingual alignment of pre-trained models is to use explicit cross-lingual objectives, i.e., enforcing similar words from different languages to have similar representations. Such objectives have been used effective during pre-training (Conneau & Lample, 2019; Huang et al., 2019), for learning linear mappings (Aldarmaki & Diab, 2019; Liu, McCarthy, Vulić,



**Fig. 1:** An example of the mismatching issue from Zhou et al. (2020), where the Russian token “Назва” is matched to the English token “The” instead of the token “named”.

& Korhonen, 2019; Y. Wang, Che, Guo, Liu, & Liu, 2019), or in a fine-tuning phase (Cao, Kitaev, & Klein, 2019; Wu & Dredze, 2020).

In this work, we follow the contrastive learning approach proposed in Wu and Dredze (2020), to fine-tune our base cross-lingual model. Given the aligned word pairs in a parallel corpus, this approach encourages the model to bring representations of aligned words closer than a negative set of examples, i.e. unaligned words. More specifically, we first use a statistical word aligner like GIZA++, to derive word-level alignments from a parallel corpus. To improve the precision of these alignments, they were obtained in both the source-to-target and target-to-source directions and only the ones in the intersection were retained Och and Ney (2003).

The objective function used for fine-tuning is the same as the contrastive loss proposed in Wu and Dredze (2020). Assume we have a set of aligned words for each sentence pair, and  $(s_i, t_i)$  are the corresponding representation vectors from a pre-trained cross-lingual model. The contrastive alignment optimizes the relative distance between  $s_i$  and  $t_i$ , which means enforcing  $s_i$  to be closer to  $t_i$  than any other  $t_j, \forall j \neq i$ , and vice versa. The loss for each sentence pair is calculated as follows, where  $T$  is a temperature hyperparameter and  $\text{sim}(s, t)$  measures the cosine similarity between  $s$  and  $t$ .

$$\mathcal{L}_{alignment}(\theta) = \frac{1}{2B} \sum_{i=1}^B \left( \log \frac{\exp(sim(s_i, t_i)/T)}{\sum_{j=1}^B \exp(sim(s_i, t_j)/T)} + \log \frac{\exp(sim(s_i, t_i)/T)}{\sum_{j=1}^B \exp(sim(s_j, t_i)/T)} \right) \quad (2)$$

Here,  $B$  is the size of the aligned word pairs list. While it's defined for a whole batch in [Wu and Dredze \(2020\)](#), we consider it for each sentence pair separately as described later. Also, to prevent a degenerative solution, as in [Wu and Dredze \(2020\)](#), we use a regularization term, constraining parameters to stay close to their original pre-trained values,

$$\mathcal{L}_{reg}(\theta) = \|\theta - \theta_{pretrained}\|_2^2 \quad (3)$$

Thus, the final objective will be as follows, with  $\lambda = 1$  in the experiments:

$$\mathcal{L}(\theta) = \mathcal{L}_{alignment}(\theta) + \lambda \mathcal{L}_{reg}(\theta) \quad (4)$$

There are two aspects that our fine-tuning approach differs from [Wu and Dredze \(2020\)](#). First, they used the first subword of each word as its representative and didn't consider other subwords in fine-tuning. However, as in our application, all subword representations are involved in computing XLMRScore, we consider all the subwords of each aligned word pair as aligned to each other. Thus, the model tries to represent all the subwords in the aligned word pairs closer to each other during fine-tuning.

The second difference is negative examples, i.e., the unaligned tokens in the denominator of Equation (2). [Wu and Dredze \(2020\)](#) consider the unaligned tokens in each batch as negative examples. However, it is an improper choice as there might be two semantically similar words in two different sentence pairs in a batch, and their approach makes their embeddings further apart while fine-tuning the model, as they are not aligned to each other. For this reason, we derive the negative examples from the unaligned tokens in each sentence pair instead of each batch, which is a better choice.

## 4 Data Collection

Besides using the WMT21 QE datasets for evaluating our proposed method, we prepare and will publish the QE test set for English-Farsi (En-Fa) language pair on the HTER task. To the best of our knowledge, this is the first dataset for the aforesaid language pair. Here we introduce this new dataset and briefly describe its preparation process.

We use a collection of internal datasets, including scientific English papers in various domains, to obtain our QE test data. These papers were translated



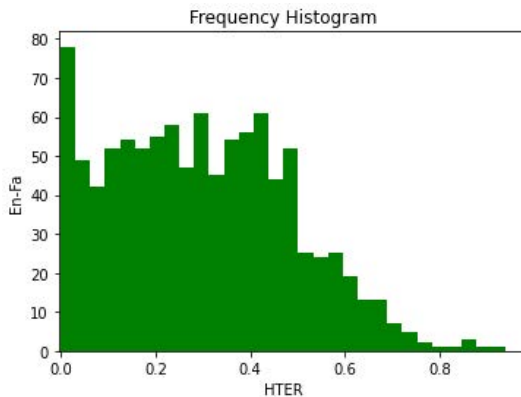
**Table 1:** Statistics of the En-Fa test dataset

Sentences	Source Tokens	Target Tokens	Average HTER
1000	27,441	29,771	29.69

from English to Farsi with an in-house NMT system, and then the MT outputs were post-edited by professional human translators to achieve high quality translations.

We follow the guidelines of sentence-level post-editing effort task published in WMT21 QE shared task (Specia et al., 2021), to annotate our data. This task concerns scoring translations according to the proportion of the words that need to be edited to obtain a correct translation. The scores are generated by calculating the minimum edit distance between the MT output and its human post-edited version, via HTER. The HTER labels are computed after tokenization using TERCOM<sup>1</sup> (Snover et al., 2006), with default settings.

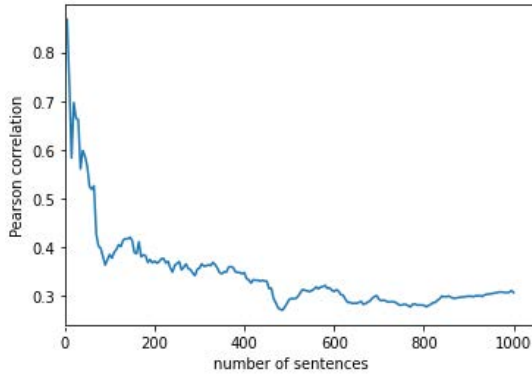
Table 1 shows the statistics of the provided dataset, including the number of tokens in the source side and the MT output (after tokenization). The average MT quality in terms of the HTER score, shows that the MT outputs have fairly well quality. The distribution of the sentence-level HTER scores are also demonstrated in Figure 2, which shows that there are sufficient representatives of high- and low-quality translations in the test data, while most translations are of reasonable quality with less than 0.5 HTER.



**Fig. 2:** Distribution of the HTER scores in the En-Fa test dataset.

To determine the right size of test data for evaluating a given QE method, we assess our base metrics, i.e., XLMRScore, on different sizes of test data in terms of the Pearson correlation with the HTER labels. Figure 3 illustrates

<sup>1</sup><https://github.com/jhclark/tercom>



**Fig. 3:** Pearson correlation for our base model based on the number of sentences

the results. As can be seen, the Pearson correlation changes drastically with a small number of sentences, while it's rather smooth for test sizes above 850 sentences. Thus, we can conclude that 1000 sentences are sufficient for testing our model, and the Pearson correlation would not dramatically change by adding more sentences. This size is also analogous to the WMT test sets for the QE task.

## 5 Experimental Results

### 5.1 Data

For evaluating our unsupervised QE approach, we consider the following low resource language pairs from WMT21 QE datasets<sup>2</sup>: Nepalese-English (Ne-En), Sinhala-English (Si-En), Pashto-English (Ps-En) and Khmer-English (Km-En). From these, only Ne-En and Si-En have train and development data, while Ps-En and Km-En were zero-shot scenarios with no training data available. However, we have only used the test data of all these language pairs for evaluations, as our approach is fully unsupervised.

All these language pairs have annotated data for the Direct Assessment and HTER subtasks. We evaluate our method on both subtasks for these language pairs, as well as the new English-Farsi (En-Fa) dataset provided and introduced in the previous section.

For the fine-tuning step in our proposed approach, we need a parallel corpus for each of the intended language pairs to get word alignments from statistical aligner tools. Thus, for Ne-En and Si-En, we use the parallel corpora provided by Guzmán et al. (2019), and for Ps-En and Km-En, we use the clean parallel corpora provided by the WMT20 shared task on parallel corpus filtering<sup>3</sup> (Koehn et al., 2020). Also, for the En-Fa language pair, we use the

<sup>2</sup><https://github.com/sheffieldnlp/mlqe-pe>

<sup>3</sup><https://www.statmt.org/wmt20/parallel-corpus-filtering.html>

AFEC corpus (Jabbari, Bakshaei, Ziabary, & Khadivi, 2012). In addition, we use the parallel IITB Hindi-English corpus<sup>4</sup> (Kunchukuttan, Mehta, & Bhat-tacharyya, 2018) for fine-tuning our cross-lingual model on Hindi as a related language to our intended languages.

Moreover, we use the monolingual English News crawl corpus<sup>5</sup> and the Farsi side of the AFEC corpus for building the vocabulary of the target side language, used for replacing the untranslated tokens in our proposed QE method. The statistics of the used parallel and monolingual corpora can be found in Table 2.

**Table 2:** Statistics of the parallel and monolingual corpora.

	Languages	Sentences	Tokens
Parallel	Ne-En <sup>1</sup>	495K	2M
	Si-En	647K	3.7M
	Ps-En	123K	662K
	Km-En	290K	3.9M
	En-Fa <sup>2</sup>	500K	10.5M
	Hi-En <sup>2</sup>	500K	6.3M
Monolingual	En	39.4M	1B
	Fa	500K	12.4M

The number of tokens for parallel corpora are reported over the English tokens.

<sup>1</sup>Only the GNOME/KDE/Ubuntu part was used.

<sup>2</sup>Only 500K sentences of the corpus were used, while the whole corpus are larger.

## 5.2 Setup

To conduct the experiments, we use the pre-trained XLMR-Base model as the cross-lingual word embedding model used in our proposed QE metric. We also performed experiments on the multilingual BERT model. As expected, it produced worse results than those generated by XLMR since it does not provide good representations for low-resource languages, and therefore the results are not included in this paper. We use the 8<sup>th</sup> layer of the XLMR and the 10<sup>th</sup> layer of the aligned-XLMR (the model after fine-tuning on word alignments) to generate the contextual word representations, since our experiments have shown that these layers could align words better in parallel sentences (5.3.3).

We evaluated the performance of our method in terms of Pearson correlation, using the WMT21 official evaluation scripts for sentence level tasks<sup>6</sup>. Also,

<sup>4</sup>[https://www.cfilt.iitb.ac.in/iitb\\_parallel/](https://www.cfilt.iitb.ac.in/iitb_parallel/)

<sup>5</sup><https://data.statmt.org/news-crawl/>

<sup>6</sup><https://github.com/sheffieldnlp/qe-eval-scripts>

we use the Moses tokenizer (Koehn et al., 2007) for tokenizing the monolingual and parallel corpora, while using GIZA++ toolkit<sup>7</sup> to obtain word alignment. To determine the untranslated tokens, we create the vocabulary for each target language by considering the words with more than two occurrences in the monolingual corpora.

For fine-tuning the cross-lingual model on word alignments, we use the implementation of Wu and Dredze (2020) with our modifications on it. Moreover, we use the Adam optimizer (Kingma & Ba, 2015), learning rate of  $10^{-4}$ , batch size of 32 and the total steps of 100k for optimizing the model parameters during fine-tuning. The temperature hyperparameter ( $T$ ) in the alignment loss function was also set to 0.1.

### 5.3 Results

To analyze the performance of our proposed QE method, we have performed several experiments and present the results in this section. Each of the modifications to the baseline, i.e., replacing untranslated tokens and cross-lingual alignment, are examined separately for each test data to discuss its effectiveness. Therefore, the proposed QE methods shown in the following tables are named as follows:

- **XLMR**: Scores obtained from XLMRScore.
- **XLMR+Unk**: Scores obtained after replacing untranslated words with  $\langle unk \rangle$ .
- **Aligned-XLMR**: Scores obtained after cross-lingual alignment of the XLMR-Base model. The fine-tuning was done only on the source-target language.
- **Aligned-XLMR+Unk**: Scores obtained after both improvements of replacing  $\langle unk \rangle$  tokens and cross-lingual alignment.
- **Aligned-XLMR-multi**: Scores obtained after cross-lingual alignment of the XLMR-Base model in multilingual settings, the fine-tuning was done on all intended language pairs.
- **Aligned-XLMR-multi+Unk**: Scores obtained after both improvements of replacing  $\langle unk \rangle$  tokens and cross-lingual alignment in multilingual settings.

Next, we presents the results for the two test datasets: the En-Fa dataset introduced in Section 4 and the WMT20 QE Shared task datasets for the aforementioned low-resource language pairs.

#### 5.3.1 En-Fa Results

The resulting Pearson correlation for our proposed methods on the En-Fa test data is shown in Table 3. To validate the performance of our method, we compare our results with QE scores derived from two popular multilingual sentence

---

<sup>7</sup><https://github.com/moses-smt/giza-pp>

embeddings, i.e., LASER<sup>8</sup> (Artetxe, 2018) and Sentence-BERT<sup>9</sup> (Nils, 2019, 2020), as the baseline models. The cosine similarity scores between the sentence embeddings of the source sentence and the hypothesis are considered as QE scores for these models.

The results show that both replacing untranslated words with the  $\langle unk \rangle$  token and cross-lingual alignment of the pre-trained model improve the Pearson correlation of our QE metric, while using both of these improvements enhances the base XLMRScore for about 16%. Also, our final method (Aligned-XLMR+Unk) performs much better than the sentence-level embedding baselines, i.e., correlated with the gold labels for about twice as much as the other unsupervised methods.

**Table 3:** Pearson correlation for the En-Fa test set.

Method	en-fa
Baselines	
LASER	0.1
Sentence-BERT	0.183
Ours	
XLMR	0.305
Aligned-XLMR	0.316
XLMR+UNK	0.34
Aligned-XLMR+Unk	<b>0.354</b>

### 5.3.2 WMT21 Results

For the WMT21 test data, we evaluate our methods on both tasks of post-editing effort (HTER) and Direct Assessment, to investigate how our proposed method performs for either of these tasks. Experimental results are shown in Table 4. Similar to the En-Fa results, the outcomes show that both strategies of replacing untranslated tokens and cross-lingual alignment of the pre-trained model would be beneficial and improve the Pearson correlation for almost all of the language pairs and both HTER and DA Tasks. The presented results correspond to the recall metric while computing XLMRScore (Equation (1)), as it shows better correlations in our experiments.

To compare our results with other methods, Table 4 also includes the results of WMT21 supervised baseline, as well as the only fully unsupervised method participated in WMT21, from Specia et al. (2021) (i.e., SMOB-ECEIIT). The WMT21 baseline is a supervised transformer-based predictor-estimator model

<sup>8</sup><https://github.com/facebookresearch/LASER>

<sup>9</sup><https://www.sbert.net/>

**Table 4:** Pearson correlations with the HTER and Direct Assessment Tasks of WMT21 for Ps-En, Km-En, Ne-En and Si-En language pairs

	HTER				DA			
	Ps-En	Km-En	Ne-En	Si-En	Ps-En	Km-En	Ne-En	Si-En
Supervised								
WMT21 Baseline <sup>1</sup>	0.503	0.576	0.626	0.607	0.476	0.562	0.738	0.513
Unsupervised								
SMOB-ECEIIT <sup>1</sup>	N/A	N/A	N/A	N/A	0.424	0.409	0.544	0.347
Ours								
XLMR	0.396	0.493	0.463	0.422	0.414	0.442	0.503	0.351
XLMR+Unk	0.401	0.494	0.460	0.410	0.422	0.448	0.498	0.354
Aligned-XLMR	0.413	0.558	0.526	0.455	0.444	0.486	0.512	0.376
Aligned-XLMR+Unk	0.418	0.560	0.523	0.431	0.454	0.494	0.514	0.381
Aligned-XLMR-multi	0.425	0.575	<b>0.542</b>	<b>0.475</b>	0.457	0.489	0.550	0.386
Aligned-XLMR-multi+Unk	<b>0.432</b>	<b>0.577</b>	0.540	0.455	<b>0.467</b>	<b>0.496</b>	<b>0.551</b>	<b>0.397</b>

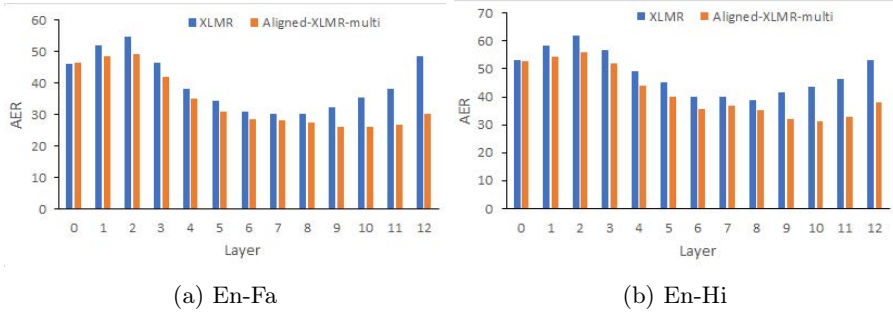
<sup>1</sup>Results are taken from [Specia et al. \(2021\)](#)

([Kepler, Tré nous, Treviso, Vera, & Martins, 2019](#); [Kim et al., 2017](#)), which uses the concatenated training portions of the WMT21 data (all seven language pairs together) for training on the corresponding task scores. Thus, it performs much better than our unsupervised method. However, we could get very close (less than 0.01 difference in pearson correlation) to this supervised baseline in two of the zero-shot settings, where no training data was available (i.e., Km-En in the HTER Task, and Ps-En in the DA task). Furthermore, our best results could surpass the WMT21 unsupervised participant for all the intended language pairs, although it was provided only for the DA Task.

### 5.3.3 Effects of multilingual fine-tuning on related languages

The other experiment that we have done is fine-tuning the pre-trained model in multilingual settings, on the word alignments of all the targeted language pairs, as well as Hindi-English. We expect that as these languages are close and somehow related to each other, like Pashto and Farsi or Nepalese and Hindi, fine-tuning the pre-trained model on them simultaneously could help the model use the knowledge of related languages. Thus, we fine-tune the XLMR-Base model to optimize the cross-lingual alignment loss defined in Equation (4), on all these language pairs altogether. The multilingual fine-tuning results are also shown in Table 4, named as Aligned-XLMR-multi. As expected, this model gives the best results while improving the previous outcomes for all language pairs.

In order to study the effects of our cross-lingual alignment described in Subsection 3.3 more directly, we also evaluate our fine-tuned model in the word



**Fig. 4:** The AER Results across different layers for En-Fa (a) and En-Hi (b) test sets

alignment task, using the greedy matching method described in [Sabet, Dufter, Yvon, and Schütze \(2020\)](#). We conduct evaluations with golden alignments of En-Fa ([Tavakoli & Faili, 2014](#)) and En-Hi<sup>10</sup> language pairs, and use the *Alignment Error Rate* (AER) ([Och & Ney, 2003](#)) as the evaluation metric.

Figure 5 illustrates the AER while using the representations of each layer in the word alignment task for the XLMR-Base model and its cross-lingually aligned version after fine-tuning multilingually. It shows that for both language pairs, the AER significantly reduces in all the layers after fine-tuning, specifically for the last few layers. This shows that the cross-lingually aligned model improves alignment of words in parallel sentences. As a result, it enhances matched words in the greedy matching step while computing XLMRScore, and thus it could alleviate the mismatching issue as expected.

## 6 Conclusion and Future Work

In this work, we have presented an unsupervised approach for translation QE. The main idea is to use the BERTScore metric with a cross-lingual pre-trained model. We proposed two strategies to alleviate the issues that occur while using the BERTScore directly for QE, i.e., replacing out-of-vocabularies (OOVs) with the  $\langle unk \rangle$  token for the untranslated words issue and cross-lingual alignment of the pre-trained model for the so-called mismatching issue. We conducted our experiments on 4 low-resource languages of WMT21 datasets, which show that both proposed strategies significantly improve the base QE model, with average improvements of above 8% for both HTER and DA tasks. Remarkably, our final model could get comparable results to the supervised baseline in two zero-shot scenarios, while surpassing the existing unsupervised method for above 11% on average. In addition, we introduce a new English-Farsi QE test dataset with the post-editing effort task labels (HTER), which could be used for zero-shot QE evaluations by other researchers.

<sup>10</sup><http://web.eecs.umich.edu/~mihalcea/wpt05/>

In the future, we will further investigate other strategies to have a better cross-lingually aligned pre-trained model. We also plan to use our cross-lingually aligned model as the predictor in the SoTA supervised methods to understand if it is beneficial for supervised scenarios as well. Adding a mechanism for language identification in pre-trained models, instead of replacing untranslated words, could also be advantageous to study.

## References

- Aldarmaki, H., & Diab, M. (2019). Context-aware cross-lingual mapping. *Proceedings of naacl-hlt* (pp. 3906–3911).
- Banerjee, S., & Lavie, A. (2005). Meteor: An automatic metric for mt evaluation with improved correlation with human judgments. *Proceedings of the acl workshop on intrinsic and extrinsic evaluation measures for machine translation and/or summarization* (pp. 65–72).
- Cao, S., Kitaev, N., Klein, D. (2019). Multilingual alignment of contextual word representations. *International conference on learning representations*.
- Chen, Y., Su, C., Zhang, Y., Wang, Y., Geng, X., Yang, H., ... others (2021). Hw-tsc’s participation at wmt 2021 quality estimation shared task. *Proceedings of the sixth conference on machine translation* (pp. 890–896).
- Conneau, A., Khandelwal, K., Goyal, N., Chaudhary, V., Wenzek, G., Guzmán, F., ... Stoyanov, V. (2019). Unsupervised cross-lingual representation learning at scale. *arXiv preprint arXiv:1911.02116*.
- Conneau, A., & Lample, G. (2019). Cross-lingual language model pretraining. *Advances in neural information processing systems*, 32.
- Devlin, J., Chang, M.-W., Lee, K., Toutanova, K. (2018). Bert: Pre-training of deep bidirectional transformers for language understanding. *arXiv preprint arXiv:1810.04805*.
- do Carmo, F., Shterionov, D., Moorkens, J., Wagner, J., Hossari, M., Paquin, E., ... Way, A. (2021). A review of the state-of-the-art in automatic post-editing. *Machine Translation*, 35(2), 101–143.
- Etchegoyhen, T., Garcia, E.M., Azpeitia, A. (2018). Supervised and unsupervised minimalist quality estimators: Vicomtech’s participation in the



- wmt 2018 quality estimation task. *Proceedings of the third conference on machine translation: Shared task papers* (pp. 782–787).
- Fomicheva, M., Sun, S., Fonseca, E., Blain, F., Chaudhary, V., Guzmán, F., ... Martins, A.F.T. (2020). MLQE-PE: A multilingual quality estimation and post-editing dataset. *arXiv preprint arXiv:2010.04480*.
- Fomicheva, M., Sun, S., Yankovskaya, L., Blain, F., Guzmán, F., Fishel, M., ... Specia, L. (2020). Unsupervised quality estimation for neural machine translation. *Transactions of the Association for Computational Linguistics*, 8, 539–555.
- Guzmán, F., Chen, P.-J., Ott, M., Pino, J., Lample, G., Koehn, P., ... Ranzato, M. (2019). The flores evaluation datasets for low-resource machine translation: Nepali–english and sinhala–english. *Proceedings of the 2019 conference on empirical methods in natural language processing and the 9th international joint conference on natural language processing (emnlp-ijcnlp)* (pp. 6098–6111).
- Huang, H., Liang, Y., Duan, N., Gong, M., Shou, L., Jiang, D., Zhou, M. (2019). Unicoder: A universal language encoder by pre-training with multiple cross-lingual tasks. *Proceedings of the 2019 conference on empirical methods in natural language processing and the 9th international joint conference on natural language processing (emnlp-ijcnlp)* (pp. 2485–2494).
- Ive, J., Blain, F., Specia, L. (2018). Deepquest: a framework for neural-based quality estimation. *Proceedings of the 27th international conference on computational linguistics* (pp. 3146–3157).
- Jabbari, F., Bakshaei, S., Ziabary, S.M.M., Khadivi, S. (2012). Developing an open-domain english-farsi translation system using afec: Amirkabir bilingual farsi-english corpus. *Fourth workshop on computational approaches to arabic-script-based languages* (pp. 17–23).
- Kepler, F., Trénous, J., Treviso, M., Vera, M., Góis, A., Farajian, M.A., ... Martins, A.F. (2019). Unbabel’s participation in the wmt19 translation quality estimation shared task. *arXiv preprint arXiv:1907.10352*.
- Kepler, F., Trénous, J., Treviso, M., Vera, M., Martins, A.F. (2019). Openkiwi: An open source framework for quality estimation. *Proceedings of the 57th annual meeting of the association for computational linguistics: System demonstrations* (pp. 117–122).

- Kim, H., Jung, H.-Y., Kwon, H., Lee, J.-H., Na, S.-H. (2017). Predictor-estimator: neural quality estimation based on target word prediction for machine translation. *ACM Transactions on Asian and Low-Resource Language Information Processing (TALLIP)*, 17(1), 1–22.
- Kim, H., Lim, J.-H., Kim, H.-K., Na, S.-H. (2019). Qe bert: bilingual bert using multi-task learning for neural quality estimation. *Proceedings of the fourth conference on machine translation (volume 3: Shared task papers, day 2)* (pp. 85–89).
- Kingma, D.P., & Ba, J. (2015). Adam: A method for stochastic optimization. *3rd international conference on learning representations, ICLR*.
- Koehn, P., Chaudhary, V., El-Kishky, A., Goyal, N., Chen, P.-J., Guzmán, F. (2020). Findings of the wmt 2020 shared task on parallel corpus filtering and alignment. *Proceedings of the fifth conference on machine translation* (pp. 726–742).
- Koehn, P., Hoang, H., Birch, A., Callison-Burch, C., Federico, M., Bertoldi, N., ... others (2007). Moses: Open source toolkit for statistical machine translation. *Proceedings of the 45th annual meeting of the association for computational linguistics companion volume proceedings of the demo and poster sessions* (pp. 177–180).
- Kunchukuttan, A., Mehta, P., Bhattacharyya, P. (2018). The iit bombay english-hindi parallel corpus. *Proceedings of the eleventh international conference on language resources and evaluation (lrec 2018)*.
- Lee, D. (2020). Two-phase cross-lingual language model fine-tuning for machine translation quality estimation. *Proceedings of the fifth conference on machine translation* (pp. 1024–1028).
- Liu, Q., McCarthy, D., Vulić, I., Korhonen, A. (2019). Investigating cross-lingual alignment methods for contextualized embeddings with token-level evaluation. *Proceedings of the 23rd conference on computational natural language learning (conll)* (pp. 33–43).
- Moura, J., Vera, M., van Stigt, D., Kepler, F., Martins, A.F. (2020). Ist-unbabel participation in the wmt20 quality estimation shared task. *Proceedings of the fifth conference on machine translation* (pp. 1029–1036).
- Och, F.J., & Ney, H. (2003). A systematic comparison of various statistical alignment models. *Computational Linguistics*, 29(1), 19–51.

- Papineni, K., Roukos, S., Ward, T., Zhu, W.-J. (2002). Bleu: a method for automatic evaluation of machine translation. *Proceedings of the 40th annual meeting of the association for computational linguistics* (pp. 311–318).
- Ranasinghe, T., Orăsan, C., Mitkov, R. (2020). Transquest: Translation quality estimation with cross-lingual transformers. *Proceedings of the 28th international conference on computational linguistics* (pp. 5070–5081).
- Sabet, M.J., Dufter, P., Yvon, F., Schütze, H. (2020). Simalign: High quality word alignments without parallel training data using static and contextualized embeddings. *Findings of the association for computational linguistics: Emnlp 2020* (pp. 1627–1643).
- Snover, M., Dorr, B., Schwartz, R., Micciulla, L., Makhoul, J. (2006). A study of translation edit rate with targeted human annotation. *Proceedings of the 7th conference of the association for machine translation in the americas: Technical papers* (pp. 223–231).
- Specia, L., Blain, F., Fomicheva, M., Zerva, C., Li, Z., Chaudhary, V., Martins, A. (2021). Findings of the wmt 2021 shared task on quality estimation..
- Specia, L., Shah, K., De Souza, J.G., Cohn, T. (2013). Quest-a translation quality estimation framework. *Proceedings of the 51st annual meeting of the association for computational linguistics: System demonstrations* (pp. 79–84).
- Specia, L., Turchi, M., Cancedda, N., Cristianini, N., Dymetman, M. (2009). Estimating the sentence-level quality of machine translation systems. *Proceedings of the 13th annual conference of the european association for machine translation*.
- Tavakoli, L., & Faili, H. (2014). Phrase alignments in parallel corpus using bootstrapping approach. *International Journal of Information and Communication Technology Research*.
- Tuan, Y.-L., El-Kishky, A., Renduchintala, A., Chaudhary, V., Guzmán, F., Specia, L. (2021). Quality estimation without human-labeled data. *Proceedings of the 16th conference of the european chapter of the association for computational linguistics: Main volume* (pp. 619–625).
- Wang, J., Fan, K., Li, B., Zhou, F., Chen, B., Shi, Y., Si, L. (2018). Alibaba submission for wmt18 quality estimation task. *Proceedings of the third conference on machine translation: Shared task papers* (pp. 809–815).

- Wang, J., Wang, K., Chen, B., Zhao, Y., Luo, W., Zhang, Y. (2021). Qemind: Alibaba's submission to the wmt21 quality estimation shared task. *Proceedings of the sixth conference on machine translation* (pp. 948–954).
- Wang, Y., Che, W., Guo, J., Liu, Y., Liu, T. (2019). Cross-lingual bert transformation for zero-shot dependency parsing. *Proceedings of the 2019 conference on empirical methods in natural language processing and the 9th international joint conference on natural language processing (emnlp-ijcnlp)* (pp. 5721–5727).
- Wu, S., & Dredze, M. (2020). Do explicit alignments robustly improve multilingual encoders? *Proceedings of the 2020 conference on empirical methods in natural language processing (emnlp)* (pp. 4471–4482).
- Zhang, T., Kishore, V., Wu, F., Weinberger, K.Q., Artzi, Y. (2019). Bertscore: Evaluating text generation with bert. *arXiv preprint arXiv:1904.09675*.
- Zhou, L., Ding, L., Takeda, K. (2020). Zero-shot translation quality estimation with explicit cross-lingual patterns. *arXiv preprint arXiv:2010.04989*.