

How to Make Users Adopt More Sustainable Cryptocurrencies: Evidence from Nigeria

Moritz Platt^{a,*}, Stephen Ojeka^b, Andreea-Elena Drăgnoiu^c, Oserere Ejemen Ibelegbu^d, Francesco Pierangeli^{e,f}, Johannes Sedlmeir^g and Zixin Wang^h

^aDepartment of Informatics, King's College London, UK

^bDepartment of Accounting, Covenant University, Ota, Nigeria

^cDepartment of Computer Science, University of Bucharest, Romania

^dLagos Business School, Pan-Atlantic University, Lekki, Nigeria

^eDepartment of Political Economy, King's College London, UK

^fDepartment of Economics, National University of Singapore, Singapore

^gInterdisciplinary Centre for Security, Reliability and Trust, University of Luxembourg, Luxembourg

^hDepartment of Psychology and Behavioural Sciences, Zhejiang University, Hangzhou, China

ARTICLE INFO

Keywords:

Blockchain
Proof-of-Work
Bitcoin
Survey
Sustainability
Sustainable Consumer Behaviour

Abstract

Some of the most popular decentralised cryptocurrency networks have drawn widespread criticism for consuming vast amounts of electricity and have thus become targets of regulatory interest. Attempts to influence cryptocurrency network operations via policy in the pursuit of sustainability in the past, however, have been widely unsuccessful. Some were abandoned out of fear of jeopardising innovation while others failed due to the highly globalised nature of decentralised systems. In search of a more effective angle for energy policy measures, this study follows a consumer-focused approach by analysing the sentiments of Nigerian cryptocurrency users ($N = 158$) regarding their perceptions of the sustainability of Bitcoin, an archetypal cryptocurrency with high electricity consumption. Three main findings emerged: 1) Despite self-reporting as highly knowledgeable, most participants significantly underestimated the energy demand of Bitcoin. 2) Those who accurately assessed the energy demand of Bitcoin were more likely to support measures targeting its energy demand than those who misestimated it. 3) Those who supported measures predominantly held private actors responsible. In light of these findings, we conclude that the primary task of policymakers in the context of cryptocurrency sustainability may be to improve consumer education.


1. Introduction

Bitcoin is arguably the most popular cryptocurrency (Mikhaylov, 2020) and has a major impact on the wider crypto-asset ecosystem (Ante, 2022). It has experienced enormous success since its invention in 2008, as evidenced by its peak market capitalisation exceeding 1 trillion United States dollars (US\$) (de Best, 2021) and its growing user base (Park et al., 2019). Yet, this original 'pure digital asset' (Fang et al., 2022) has been criticised outright for reproducing societal inequality (Walsh, 2021) and for its enormous electricity demand caused by the underlying proof-of-work (PoW) consensus mechanism (Truby, 2018; de Vries, 2018; Badea and Mungiu-Pupazan, 2021; Gehlot and Dhall, 2022). While Bitcoin's exact energy footprint cannot be established with certainty, and estimates vary considerably depending on the method applied (Gallersdörfer et al., 2020; Lei et al., 2021), the cryptocurrency is commonly considered a substantial contributor to global warming. As such, it was found to produce up to 65.4 Mt CO₂ annually: the equivalent of the overall emissions of Greece (de Vries et al., 2022). There are now numerous cryptocurrencies that incorporate more sustainable consensus

mechanisms (Miraz et al., 2021), including the second-largest cryptocurrency by market capitalisation, Ethereum, that has recently transitioned to proof-of-stake (PoS) (de Vries, 2022). Still, many cryptocurrencies, first and foremost Bitcoin, continue to apply PoW. Consequently, a critical examination of this technology remains pressing beyond the ongoing debate on cryptocurrencies as instruments of payment in the context of criminal activity (Kethineni and Cao, 2019; Treiblmaier and Gorbunov, 2022).

While many experts, including the wider Bitcoin community, continue to emphasise that the security of the tried and tested PoW mechanism is unrivalled (Houy, 2014; Brown-Cohen et al., 2019; Shifferaw and Lemma, 2021), this view is not shared universally (Kiayias et al., 2017; Saleh, 2020; Rieger et al., 2022). Subsequently, the strengths and weaknesses of PoW and PoS from the perspective of economic security and decentralisation remain the subjects of debates (Nair and Dorai, 2021). Some publications address misconceptions concerning the electricity consumption characteristics of blockchain applications in general (Lei et al., 2021), and PoW cryptocurrencies in particular (Sedlmeir et al., 2020a). However, we are not aware of works that directly assess the electricity consumption awareness of cryptocurrency users.

Furthermore, despite studies on payment system sustainability by regulatory bodies (Agur et al., 2022) and various attempts to regulate cryptocurrencies (Ioannou, 2020;

 moritz.platt@kcl.ac.uk (M. Platt)

ORCID(s): 0000-0003-2137-4370 (M. Platt); 0000-0003-0591-3135 (A. Drăgnoiu); 0000-0001-9081-2392 (O.E. Ibelegbu); 0000-0003-2631-8749 (J. Sedlmeir)

Truby et al., 2022), legislators still lack an understanding of how users perceive policies targeting cryptocurrencies and whether they have the knowledge needed to understand the motivation behind these policies. Such consumer insight is, however, essential to improve the fruitless regulatory attempts of the past that mainly focused on those that *operate* cryptocurrency networks (Gola and Sedlmeir, 2022). This paper aims to address this gap.

Nigeria's social, cultural, and economic realities are particularly conducive to such research: as a result of a recession and rising inflation, the Nigerian economy is experiencing stress (Yusuf et al., 2022). This underlying condition, coupled with the deficiencies of an outdated and costly traditional banking sector (Osugwu et al., 2018), implies that many Nigerians regularly and routinely employ cryptocurrencies as a means of payment (Lawal, 2021). This occurs despite a rejective stance of the government (Bakare, 2021b). This application stands in stark contrast to industrial countries where cryptocurrencies are primarily pursued as a speculative form of investment (Baek and Elbeck, 2014; Auer and Tercero-Lucas, 2021; Steinmetz et al., 2021). Furthermore, the Nigerian public is aware that, due to the country's geographical location, they are likely to be strongly impacted by the effects of climate change (Mustapha et al., 2013; Abah, 2014; Haider, 2019). The combination of extensive use of cryptocurrencies and high awareness of the effects of climate change makes Nigeria a suitable setting for our study.

We collect and quantitatively analyse data from 158 cryptocurrency users in Nigeria, focusing on hypotheses in three areas: awareness, actionability, and responsibility.

Awareness The starting hypothesis of this work is that most Nigerian users of Bitcoin are unaware of its high energy demand. This hypothesis is motivated by broader research on the technological awareness of Bitcoin users in similar markets (Ku-Mahamud et al., 2019). It is furthermore influenced by earlier findings that showed that cryptocurrency users did not take sustainability into account when selecting a cryptocurrency to use or mine (Shehhi et al., 2014).

Actionability It can be further hypothesised that those users that misestimate the electricity consumption see less need for counteracting it. This is conceivable since a correct understanding of the causes of global warming was found to be a key determinant of behavioural intentions to act against it (Bord et al., 2000). Furthermore, it can be speculated that those users who can accurately estimate electricity consumption possess sufficient expertise to contemplate countermeasures.

Responsibility A further hypothesis is that participants who see a clear need for action counteracting the electricity consumption of Bitcoin feel that nongovernmental actors are responsible as distrust in government has been found to be linked with cryptocurrency adoption (Bratspies, 2018).

To test these hypotheses, we apply statistical methods to the survey data collected. Initially, we compare estimates of the electricity consumption of Bitcoin that participants gave

with an approximation of its actual electricity consumption to reveal whether participants' assumptions match reality. Subsequently, we employ frequency analysis and a chi-square test (Gravetter and Wallnau, 2017) for independence to investigate which Bitcoin user profile is most supportive of measures targeting electricity consumption. Ultimately, we use a paired t-test to analyse where participants see the responsibility of addressing Bitcoin's electricity consumption by evaluating their declared attitudes.

We observed that the survey audience indeed misjudged the electricity consumption of Bitcoin. We furthermore found that those that estimated the electricity consumption of Bitcoin correctly were indeed more supportive of measures than those who estimated incorrectly. Finally, we found that those participants that supported measures consider Bitcoin miners, Bitcoin users, and Bitcoin developers more responsible than government actors. In summary, we see all three hypotheses confirmed. These results refine our knowledge of cryptocurrency user behaviour in a way that is congruent with previous studies. It is clear from our results that regulating cryptocurrencies to achieve sustainability remains a challenging undertaking considering the apparent uninformedness of their users.

In section 2 of this paper we introduce the fundamentals of blockchain technology, covering technical concepts like consensus mechanisms and their application to cryptocurrencies like Bitcoin. In this context, we also describe the drivers of electricity consumption in PoW cryptocurrencies. Subsequently, we present key insights into cryptocurrency adoption in Nigeria and present the situation in China as a case study. Next, in section 3, we give an overview of related work with a focus on cryptocurrency user attitude research. The remainder of this paper features a description of the questionnaire-based online survey conducted (section 4), followed by a discussion of the results obtained (section 5). We conclude with policy considerations and avenues for future work (section 6).

2. Background

Blockchain technology, a kind of distributed ledger technology, goes back to the work of Nakamoto (2008) and forms the foundation of the most common cryptocurrencies (Garriga et al., 2020), including Bitcoin. A *blockchain* is commonly characterised as a linear, append-only collection of data elements ('blocks'), all of which are linked to form a tamper-evident chain using hash-pointers (Butijn et al., 2020; Zhang, 2020). Different entities hold replicas of these chains and synchronise them by means of a consensus mechanism that facilitates decentralised agreement on which data elements to append next. Often, blockchains that expose a native cryptocurrency provide incentives to those users that participate in consensus (see subsection 2.1). In the context of PoW, the incentives are called 'mining rewards'. Stakeholders who aim to transfer amounts of cryptocurrency offer transaction proposals to block producers, who, in turn,

select transactions to maximise their reward in terms of fees (Pontiveros et al., 2018).

The reason for blockchain technology constituting the foundation for most popular cryptocurrencies is that its technological properties (see subsection 2.1) are beneficial for maintaining the account balances that are fundamental to a digital currency in a decentralised way. This is non-trivial in an open system that allows anyone to participate, yet does not require a distinguished trusted authority (Ehrenberg and King, 2019).

2.1. Cryptocurrency Mining

As noted, blockchain technology aims to provide a decentralised ledger that is synchronised across distributed replicas. To provide synchronisation that is not dependent on the availability and honesty of a distinguished entity, a wide variety of consensus mechanisms can be applied (Platt and McBurney, 2023). These typically combine game-theoretic (economic) incentives and cryptographic protocols to achieve a system state in which all honest nodes come to an agreement under the assumption of an honest majority of nodes (Wang et al., 2019; Sedlmeir et al., 2020a). Initial research on consensus mechanisms dates to the 1980s with the work of Lamport (1998) on ‘Paxos’ and Castro et al. (1999) on Practical Byzantine Fault Tolerance as key contributions. Early work focused on permissioned systems in which the number and identity of participating parties are determined in advance. For instance, in an aeroplane that requires a particularly high reliability of sensor information, it may be of interest that a coherent overall picture of the system state can be formed even if some components behave unpredictably, for instance, in the presence of cosmic radiation. In such closed systems, the problem of consensus can be solved efficiently by majority voting combined with appropriate communication protocols.

In contrast, open systems, such as cryptocurrencies, do not have predetermined groups of users. Consequently, they are not conducive to the principle of ‘one participant, one vote’ (Sedlmeir et al., 2020a). In such systems, an entity that intends to control the system could skew majority votes by registering a large number of bogus accounts, a technique known as ‘Sybil attack’ (Douceur, 2002). Most commonly, preventing such attacks is done by linearly tying the weight of a vote to a scarce resource provided by the participants that is verifiable digitally, and by encouraging the provision of this resource through economic incentives (Sedlmeir et al., 2020a). The earliest and, arguably, simplest approach to satisfy this requirement is to utilise computational power as a scarce resource, as first proposed by Dwork and Naor (1992) and later applied by Nakamoto (2008) in the context of the consensus mechanism for the first cryptocurrency Bitcoin. This approach, commonly termed proof-of-work (PoW), ultimately ties voting weight to hardware and energy and, thus, to capital. More precisely, miners compete by solving cryptographically hard puzzles through trial-and-error (Back, 2002). Whoever solves a puzzle can submit its solution along with the transactions collected as a new

block which will be accepted by other honest nodes. Next, all honest nodes aim to find a subsequent block, including a corresponding solution to a puzzle that is linked to the previous block.

As a consequence, the electricity demand of a PoW cryptocurrency can be determined via a simple approximation: assuming participating miners are rational, they will only provide computational power if their expected revenue (i.e. rewards for finding new blocks and the fees of the transactions included in it) exceeds the cost that they incur for buying, maintaining, and operating hardware. At the time of writing Bitcoin releases a reward of 6.25 Bitcoin (BTC) for creating a block; and, on average, producing a block takes 10 minutes (de Vries, 2021). Cumulative transaction fees have consistently been one to two orders of magnitude lower per block than mining rewards in many cryptocurrencies, including Bitcoin (Sedlmeir et al., 2020a) and, therefore, can be ignored for rough estimates. Following this line of reasoning, a simple worst-case model for electricity consumption can be established by assuming electricity costs are the only costs for miners and a lower bound on electricity prices is 0.05 US\$ per kWh (Sedlmeir et al., 2020a; de Vries, 2021). The accuracy of this model can be improved by considering that the share of electricity costs in mining is only around 40% (de Vries, 2018). In general, the decline in hash rate following price shocks on the revenue side (e.g., a sharp decrease of the Bitcoin price and halving events) and on the cost side (e.g., a sharp increase in electricity prices at the end of the rainy season in China) suggest that the upper bound is relatively accurate (Sedlmeir et al., 2020b; Stinner, 2022). On the other hand, one can derive a lower bound for electricity consumption by observing the complexity of the solved puzzles and the distribution of the deployed mining hardware’s energy efficiency. A variation of this method is also applied by the Cambridge Bitcoin Electricity Consumption Index Bitcoin network power demand model¹ that forms the basis of the consumption figures applied in the survey (see subsection 4.2). As of mid-July 2022, Bitcoin’s annual electricity consumption is within the theoretical bounds of 40 TW h to 138 TW h, with an estimate of 84 TW h.

This number appears enormous on its own, yet criticism ignites even further when considering the energy requirements *per transaction*, as cryptocurrencies only have very limited transaction processing capacity (Xie et al., 2019). For instance, Bitcoin processes around four transactions per second; the theoretical maximum (given the currently accepted system parameters) is around seven transactions per second (Georgiadis, 2019). Mathematically this yields around 660 kWh per transaction, more than an average household in Germany consumes in 2.5 months, or as much as the average annual electricity consumption of four Nigerians. Nonetheless, it is important to note that, since transaction fees currently play only a marginal role in the remuneration of miners, increasing the limit of transactions in the Bitcoin

¹See <https://ccaf.io/cbeci/index>.

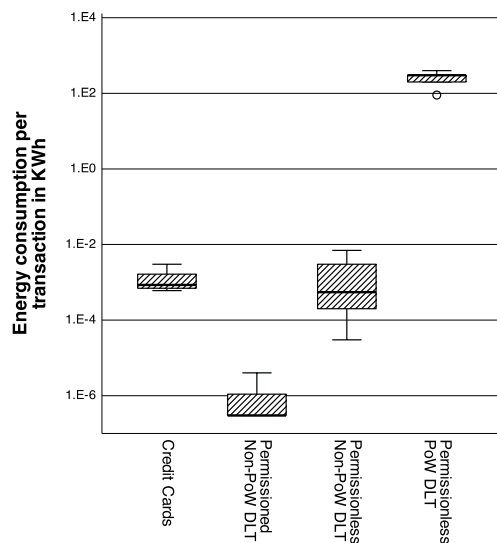


Figure 1: A comparison of data concerning the electricity consumption per transaction reported in the wider literature (logarithmic scale) compiled by Agur et al. (2022) confirms that the scientific community, despite diverging estimates, considers permissionless PoW distributed ledger technology systems to consume several orders of magnitude more electricity than other payment systems.

protocol would not increase total energy consumption considerably. Because of this particularity, the *energy per transaction* metric frequently causes misunderstandings (Dittmar and Praktijnjo, 2019; Sedlmeir et al., 2020a; Lei et al., 2021; Carter, 2021). We will, therefore, consider *annual electricity consumption* exclusively in this survey.

The economic relationship between the total energy consumption of a PoW-based blockchain and the market price of its native cryptocurrency suggests that increasing the energy efficiency of the mining hardware or reducing the number of transactions will not help much to improve sustainability (Sedlmeir et al., 2020a). Since both mining rewards and transaction fees are paid in the native cryptocurrency (e.g. BTC) of the blockchain, the cryptocurrency market price is the most important factor influencing blockchain energy consumption systematically (Gallersdörfer et al., 2020). This price, however, cannot be directly controlled through regulatory means. Instead, a reduction in *adoption* of a given currency is likely to reduce its price (Bhambhwani et al., 2019) and can therefore be considered a sustainability policy tool. For this reason, we focus on evaluating whether or not consumers who are well-informed about the energy consumption of a PoW blockchain and its drivers are more willing to support countermeasures, such as abandoning an unsustainable blockchain and moving to a sustainable one.

A popular alternative consensus mechanism used in cryptocurrencies is proof-of-stake (PoS), which employs cryptocurrency stake as a scarce resource instead of computational work. As we illustrate in Figure 1, systems that rely on this consensus mechanism are several orders of magnitude more energy efficient than those that use PoW (Platt et al.,

2021; Rieger et al., 2022). While PoS-based systems are arguably more difficult to design and to implement securely and there are doubts about their incentive compatibility in certain conditions (Houy, 2014; Brown-Cohen et al., 2019), the question of whether PoW or PoS is more secure is still open. In any case, PoS-based systems enable consumer choice: for end users of cryptocurrencies, technical details around consensus are unlikely to be decisive, as the difference between PoW and PoS does not noticeably affect the usability of a cryptocurrency (Jang et al., 2021). Energy-intensive PoW-based currencies, foremost Bitcoin, remain dominant (de Best, 2022) although more sustainable PoS-based alternatives exist and are conveniently available to users via popular centralised exchange websites (Arslanian, 2022).

2.2. Cryptocurrency in Nigeria

Nigeria, distinguished by a high position in the ‘Bitcoin Market Potential Index’ (Hileman, 2015) and touted the ‘crypto capital’ of Africa, has a cryptocurrency usership of about 32 % of the population (Adesina, 2020; Lawal, 2021). This high number may be explained by economic hardship associated with prevailing unemployment due to a recession coupled with a consistent rise in inflation (Lawal, 2021). This climate has pushed many citizens, especially the youth, into considering cryptocurrencies as a way out of their financial predicament (BBC News, 2021). In addition, the current borrowing costs, coupled with fees for transferring funds internationally, have established cryptocurrencies as an alternative to traditional banking (BBC News, 2021). The Central Bank of Nigeria (CBN) has furthermore contributed to a loss in value of the Nigerian naira (NGN) amounting to almost 15 % in 2021 (Mojeed, 2022) through devaluation, leading to fears of a further fall. Therefore, many Nigerians consider maintaining a cryptocurrency wallet a suitable hedge against looming inflation.

To this end, there were concerns among the regulatory authorities, especially the CBN, about the continuous adoption of Bitcoin, which is seen as speculative in nature and therefore considered a risk to the financial well-being of Nigerians (Bakare, 2021a,b; Nwanisobi, 2021). Therefore, in a bid to regulate the market, the CBN placed a ban on banks facilitating cryptocurrency-related transactions in 2017 (Bakare, 2021c). This, however, remained largely unenforced (Adesina, 2022). In another swift move by the CBN, after the initial order was jettisoned in 2021, an initiative to protect the public and safeguard the country from potential threats posed by ‘unknown and unregulated entities’ that are ‘well-suited for conducting many illegal activities’ was brought forward (Nwanisobi, 2021, p. 8). In this context, the CBN directed banks to stop using their platforms to transact or engage with entities that are involved in cryptocurrency activity (Bakare, 2021c; Uba, 2021). In addition, they were asked to close accounts of individuals or corporate bodies involved in cryptocurrency transactions (Nwanisobi, 2021). In April 2021, three banks were sanctioned with an

800 million NGN (approximately 2.1 million US\$²) fine for failing to prevent customers from engaging in cryptocurrency transactions (Adesina, 2021). Since then, many Nigerians have reported that their bank accounts have been frozen due to cryptocurrency-related activity. Around the same time, the CBN launched a project to improve payment systems efficiency (Olowodun, 2021) by implementing a centrally issued and regulated Central Bank Digital Currency (CBDC) which is, to date, the only fully adopted CBDC on the African continent (Ozili, 2022). The resulting system, however, notably lacks decentralisation and decoupling from the fluctuation of the NGN and was therefore not broadly accepted as a replacement for cryptocurrencies (Chukwuere, 2021). Despite this initiative and the legislative focus on cryptocurrencies, many citizens remain highly committed to them. Growing distrust in the Nigerian government's ability to create jobs and economic freedom has brought about an environment that has driven citizens to seek alternative technologies to realise profits and retain wealth for themselves and their dependents.

2.3. Regulating Cryptocurrency Activity

Bitcoin is the first and arguably one of the most relevant applications of blockchain technology. As such, it can be considered the archetype for cryptocurrencies as it served as inspiration for most of the large number of alternative systems in the space (van der Merwe, 2021), including some that are directly derived from its core protocol (e.g., 'Litecoin'). After over a decade, Bitcoin still accounts for around half of the cryptocurrency market capitalisation (Kulal, 2021), a condition that is referred to as 'Bitcoin dominance'. Figure 2 shows how this measure has fluctuated in recent years with low points below 40% in 2018 or the second half of 2021 due to the rise of 'altcoins', alternative digital currencies, to peaks of over 70% in times of uncertainty and market volatility.

Bitcoin's dominance may reflect the widespread and growing adoption that ultimately led it to be among the best-performing assets of the last decade, outperforming

²According to the average inter-bank foreign exchange market rate for April 2021 published by the CBN.

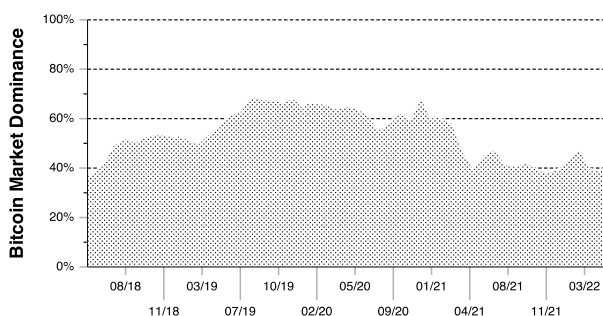


Figure 2: Bitcoin's market capitalisation relative to that of all other cryptocurrencies combined between 2018 and 2022 (de Best, 2022).

many stocks, bonds, commodities, and traditional currencies (Grabowski, 2019). There are now proposals at the institutional level to allow banks to keep 1% of reserves in Bitcoin (Basel Committee on Banking Supervision, 2022). Thus, this study focuses on users of this archetypal cryptocurrency.

Despite being remarkably successful, cryptocurrencies have also encountered numerous setbacks. Contentious issues span from facilitating money laundering (Fletcher et al., 2021; Sicignano, 2021) to concerns regarding their impact on the environment (Jiang et al., 2021; Wanat, 2021). While this has sparked regulatory interest, decentralised and transnational cryptocurrency systems challenge more traditional regulatory sandboxing (Ahern, 2021). Consequently, relatively little testing of the regulatory compliance of processes and practices surrounding cryptocurrencies has been undertaken (Filippi et al., 2022). This has contributed to corresponding regulatory gaps and, in consequence, legal uncertainty (Ferreira and Sandner, 2021).

A plethora of different approaches, mostly founded in theory, have been observed in recent years. Some regulators allowed experimentation and showed tolerance; others opted for implicit or absolute bans (see Figure 3). Numerous topical academic works followed up on regulatory aspects (Silva and da Silva, 2022). Regulatory measures in the past focused, for instance, on fiscal interventions addressing miners (Jiang et al., 2021; Oğhan, 2022), on introducing sustainability criteria for institutional financial market actors (Gola and Sedlmeir, 2022), or on prohibitive regulations concerning miners (Mathews and Khan, 2019; Truby et al., 2022). Furthermore, design-side policies, such as pushing for voluntary re-designs of PoW protocols, were proposed (Truby et al., 2022). Cryptocurrency developer communities, however, apply decentralised governance and exhibit autonomous characteristics (Luther and Smith, 2020). Therefore, design-side policies are likely to suffer from a lack of enforceability. Consumer-focused policies are rarely proposed, and where they are, often make unrealistic assumptions, such as sovereign control over internet traffic (Fakunmoju et al., 2022). Despite these best efforts, regulating cryptocurrencies remains challenging (Millard, 2018), and policymakers seem to consistently underestimate the technical complexity involved in efficiently targeting this novel phenomenon.

The Chinese Example A case study that illustrates these regulatory challenges is China: in 2017, Chinese authorities started to severely restrict the use of digital currency since the government was concerned they were facilitating capital outflows as well as money laundering and other fraudulent activities. This led to banning initial coin offerings – cryptocurrency-based avenues to raise funds via the issuance of digital tokens and without the involvement of a trusted and regulated authority (Okorie and Lin, 2020). Second, China passed regulations to prohibit exchanges of BTC and Renminbi (RMB), effectively cutting the link between traditional financial intermediaries and cryptocurrency markets. At the same time, the People's Bank of China, the country's

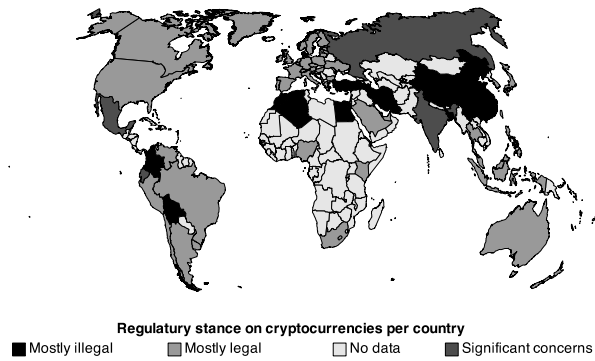


Figure 3: The visualisation of the global regulatory stance on cryptocurrencies adapted from the work of Hammond and Ehret (2022) shows that cryptocurrencies are considered ‘mostly illegal’ by the governments of Algeria, Bangladesh, Bolivia, China, Colombia, Egypt, Iran, Morocco, and Turkey.

central bank, issued several warnings concerning Bitcoin and other cryptocurrencies, reminding the public that these do not enjoy the same legal status as fiat currencies. This had a major impact on BTC-RMB trading volume and caused spillover effects to geographically close regions shortly after the introduction of more restrictive regulations, including an increase of over 25% and 20% in Bitcoin trading volume in Korean won and Japanese yen, respectively (Borri and Shakhnov, 2020). Chinese peer-to-peer exchanges, where buyers and sellers are matched directly, also registered ample trading increases as they provided a way to bypass regulation.

More recently, China adopted an even more rejective stance on cryptocurrency-related activities and particularly Bitcoin mining. In 2019, the government termed Bitcoin mining ‘undesirable’, a label used for industries that should be restricted or phased out by local governments. Finally, in 2021, Bitcoin mining was effectively forced to shut down because of environmental concerns brought forward by the government. As illustrated in Figure 4, the ban was initially effective: Mining activity halted in the summer of 2021, with China’s hash rate, a measure of mining speed in PoW, going to zero. The two countries that benefited most from the ban in terms of share of the global hash rate were the United States and Kazakhstan.

However, given the significant mining capability built in previous years, which at the time accounted for over 70% of the global share, some Chinese miners were able to return to their activities despite the bans, making China the country with the second-largest share of Bitcoin mining activity globally. Others moved hardware to less strictly regulated regions and continued activities there. Whether or not miners will continue to elude the ban in the future is unclear, but the events outlined suggest that even for countries with a strong grip on economic activities, such as China, enforcing outright bans is highly challenging. This perspective is consistent with work by Chen and Liu (2022) who investigate the impact of government Bitcoin trading interventions on the activities of Chinese investors. They found that, while

Chinese participation in the Bitcoin market has decreased, local actors remain deeply involved. Ultimately, the Chinese example shows that it is not sufficient for regulators to ban and discredit cryptocurrencies to effectively prevent adoption (Feinstein and Werbach, 2021).

3. Related Work

We consider the following types of studies relevant related work: first, papers that target cryptocurrency users beyond Nigeria via survey research (see subsection 3.1), thereby exposing patterns of user attitudes, behaviours, and experiences. Second, papers that investigate issues relating to Bitcoin in the Nigerian context (see subsection 3.2) from legal, regulatory, or macroeconomic perspectives.

3.1. Cryptocurrency User Attitudes

Most of the relevant prior literature we are aware of examines predictors of interest in using cryptocurrencies. A notable number of studies apply established psychological techniques, such as the Theory of Planned Behaviour (TOPB) (Ajzen, 1991), one of the most widely used theories of behavioural prediction. Some studies investigate which predictors influence the willingness to adopt cryptocurrencies *in general* (Schaupp and Festa, 2018; Mazambani and Mutambara, 2019; Alaklabi and Kang, 2019; Anser et al., 2020; Albayati et al., 2020). Other studies identify predictors that influence users’ decision to consider them as a *form of investment* in particular (Pham et al., 2021; Smutny et al., 2021). Still, other studies specifically investigate under which circumstances users tend to support cryptocurrencies as a *means of payment* (Kim, 2021; Salcedo and Gupta, 2021). Due to the different foci of these surveys and the variety of methods used, the studies come to diverse, and, at times, contradictory conclusions.

For instance, Bashir et al. (2016) find that gender and social circle are decisive factors for Bitcoin ownership. Schaupp and Festa (2018), Mazambani and Mutambara (2019), and Pham et al. (2021) conclude that attitudes towards the behaviour of using cryptocurrencies are the determining construct in the context of TOPB. Steinmetz

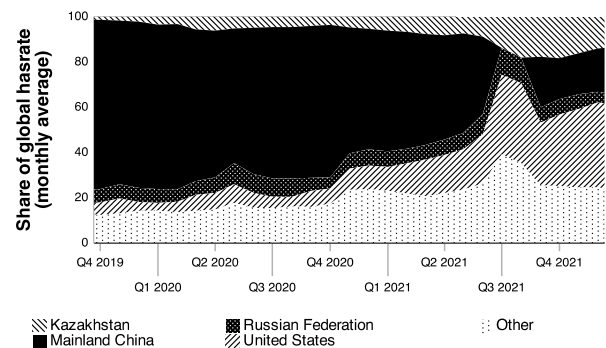


Figure 4: The evolution of mining activity between 2019 and 2022 (based on Cambridge Bitcoin Electricity Consumption Index data).

et al. (2021) conclude that German cryptocurrency users are predominantly young, male, well-educated, and affluent. Gagarina et al. (2019) confirm the common belief that a liberal worldview correlates with the intention to use cryptocurrencies (Dodd, 2017). Seemingly in conflict with this are the findings of Albayati et al. (2020), whose results suggest that users are most interested in adopting cryptocurrencies when their activities are regulated and secured by the government. Alaklabi and Kang (2019) conclude that technological awareness has a positive influence on the intention to use cryptocurrencies. This is consistent with the finding of Smutny et al. (2021) that shows that a lack of information about the operating environment is a disincentive to cryptocurrency investment. Anser et al. (2020) show that a high level of activity in social media correlates with the willingness to use cryptocurrencies. The findings of Kim (2021) similarly present a picture of cryptocurrency users focused on social presence: the ‘power-prestige’ dimension was established as the factor most influential on the approval of Bitcoin. Salcedo and Gupta (2021) argue that cultural values and norms have a major impact on the willingness to use cryptocurrencies: collectivists, as well as representatives of long-term-oriented cultures, were found to be inclined towards blockchain technology.

In summary, the existing literature portrays users of cryptocurrencies as maintaining interpersonal relationships with other cryptocurrency users, being technically savvy, well-informed, well-networked, and having libertarian worldviews. This user group is also strongly represented in our work. However, the attitude of this group towards sustainability has not played a significant role in the scientific discourse so far.

3.2. Cryptocurrency in Nigeria

Academic coverage of issues relating to cryptocurrencies in the Nigerian context is sparse. Many previous works position Bitcoin as a technology discovered by Nigerians in the context of the 2016 recession as a stable alternative to the rapidly depreciating Naira (Nnabuife and Jarrar, 2018). To the best of our knowledge, only two questionnaire-based quantitative academic studies with a focus on Bitcoin in the Nigerian context have been undertaken: Eigbe (2018) investigates the level of awareness and adoption of Bitcoin in Nigeria, finding that most respondents lacked a proper understanding of the functionalities of Bitcoin, even if they claimed otherwise. A study by Salawu and Moloji (2018) targets Nigerian professional accountants: they were considering offering services in a cryptocurrency environment, although a majority indicated that the enactment of specific legislation would be a prerequisite for doing so.

Most works apply other methodologies. The prevailing sentiment throughout the relevant works is that Bitcoin in the Nigerian context is not a passing fad but is of significant societal importance. This is reflected in a study by Jimoh and Benjamin (2020) that underlines the macroeconomic importance of Bitcoin by showing that the volatility of cryptocurrency returns has a measurable impact on the broader

financial markets in Nigeria. Egbo and Ezeaku (2016) underscore the serious disruptive potential of cryptocurrencies by showing that these are threatening the very foundation of the business of commercial banks operating as intermediaries in Nigeria. While the previously outlined works highlight the potentially positive impact of cryptocurrencies on the Nigerian economy, other works focus on negative aspects, such as the risks of using cryptocurrencies for the financing of terrorism (Emmanuel and Michael, 2020) or the inability of Nigerian legislation to effectively target cryptocurrency-related activities (Ukwueze, 2021; Gidigbi et al., 2021).

3.3. Research Gap

The previous subsections indicate the existence of extant literature regarding cryptocurrency user attitudes, including some manuscripts that touch on sustainability issues. However, to the best of our knowledge, no existing work has addressed the perspective that cryptocurrency users have on the sustainability of the underlying blockchain in a holistic manner. Considering that the cryptocurrency market offers products with dramatically different carbon footprints, there is a clear gap in research on potential mechanisms to encourage the use of more sustainable alternatives. Due to the decentralised nature of cryptocurrencies and the corresponding challenges in banning PoW-based cryptocurrencies, measures that consider users’ perspectives and actions are likely to be the only way to bring about long-term improvements in energy use.

4. Method

We designed our study as a questionnaire-based online survey. To minimise the risk of data quality issues, a local research data collection provider was tasked with collecting data by approaching potential participants individually, ensuring they were members of the target population. Owing to the unclear regulatory situation in Nigeria and the fear of legal repercussions that may arise from it, recruiting participants proved challenging, but was ultimately successful as most participants felt reassured about their anonymity. This was helped by the fact that the study was led by a UK institution, as opposed to a local one.

4.1. Participants

158 valid responses were collected between 25th of November 2021 and 30th of March 2022 via convenience sampling. All participants were 16 years of age or older and resided in Nigeria. All participants reported having undertaken at least one Bitcoin transaction in the last five years at the time of this study.

Ethics approval was obtained before participant recruitment started. Participant recruitment had two avenues: first, students at Covenant University, Ota, Nigeria who had a verified interest and background in cryptocurrency as evidenced by extracurricular activity were approached and offered opportunities to participate voluntarily. Second, the study was advertised in Nigerian cryptocurrency groups on the Telegram messenger, the ‘de facto messaging platform for

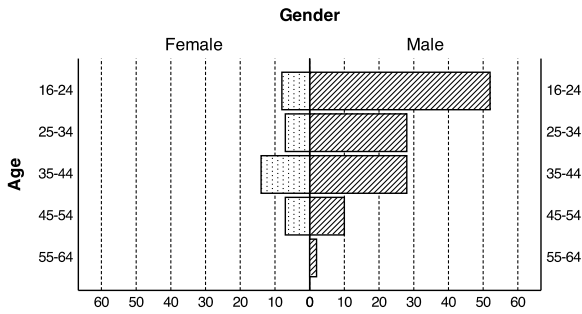


Figure 5: Absolute frequencies of distribution of valid responses for gender and age dimension.

the cryptocurrency community’ (Smuts, 2019, p. 131). For both approaches, participants were self-selected and did not receive compensation. The sample obtained is biased towards male participants, with 76.9% of respondents identifying as male (see Figure 5). This imbalance may be traced back to the convenience sampling method in conjunction with a more pronounced interest in cryptocurrencies as investment instruments amongst younger males (Senkardes and Akadur, 2021).

4.2. Materials

The questionnaire contained a total of 107 items on eight pages, some of which were conditional (see Figure 6). It employed screening questions throughout the survey to ensure that only members of the target population participated.

The questionnaire was designed to measure the degree of expertise in cryptocurrency technology participants possess. It was furthermore designed to measure how accurately participants estimate Bitcoin’s electricity consumption. Finally, it measured the degree to which participants believe that Bitcoin’s electricity consumption poses a problem, whether measures should be taken, and which stakeholders, if any, they consider responsible for acting against it. The full set of survey items is published along with the result data (Platt and Ojeka, 2022).

In Q21, participants were presented with the following question to which six potential answers were provided (see Table 1):

What do you estimate the electricity requirements of operating the entire Bitcoin network to be?

We assume a value of 121.46 TW h to be close to the actual annual electricity consumption of Bitcoin at the time of conducting the survey. This value is the median of daily estimates for annualised consumption³ during the data collection period. Estimates fluctuated between 108.08 TW h and 140.11 TW h during data collection. This shows that, during the survey period, option four (‘about four times the

³See <https://ccaf.io/cbeci/index>.

overall electricity consumption of Nigeria’) was the most accurate estimation on all days.

We offer a broad range of potential answers that equate to electricity consumption figures between 600 MW h and 2,845 TW h. The values chosen as potential answers were deliberately extreme to avoid ambiguity. Since participants are unlikely to have a frame of reference for physical units of measurement, the electricity values were not exposed in the questionnaire. Instead, examples that are relatable to the participants’ living situation (see Table 1) were used.

Some sections of the questionnaire reuse parts of existing surveys. This is also the case in Q19, in which we ask participants for their reasons for acquiring cryptocurrency:

Why have you acquired Bitcoin in the past?

This question, along with others in the ‘cryptocurrency experience’ section of the survey reproduced questions from the Organisation for Economic Co-operation and Development consumer insights survey on crypto assets, a questionnaire that ‘has been designed to survey consumers/retail investors in order to collect data on their attitudes, behaviours and experiences towards digital financial assets, specifically digital (or crypto) currencies and initial coin offerings’ (OECD, 2019, p. 2).

Subsequent parts of the questionnaire assess the degree of concern participants have regarding some effects of climate change. For instance, Q20 asks about participants’ areas of concern in the context of climate change:

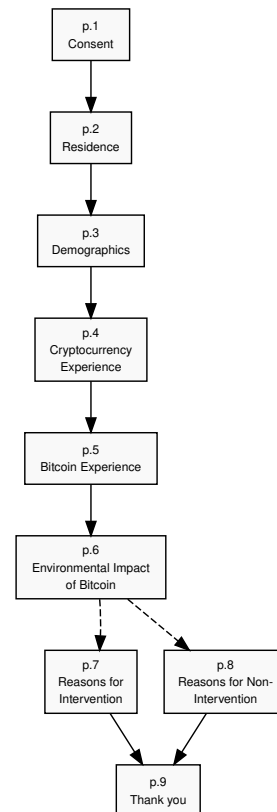


Figure 6: The sequence and routing between survey pages.

Question Wording	Annual consumption (TW h)
Similar to the overall electricity consumption of a small town in Nigeria	0.0006
Similar to the overall electricity consumption of the Lagos Metropolitan Area	5.8
Similar to the overall electricity consumption of Nigeria	29
Actual Bitcoin electricity consumption (CBECI)	121.46
About four times the overall electricity consumption of Nigeria	116
Similar to the overall electricity consumption of the entirety of the African continent	700
Similar to the overall electricity consumption of the entirety of the African and European continents combined	2,845

Table 1

We asked questions to gauge how realistically participants estimate the annual electricity consumption of Bitcoin. We worded the questions such that participants could relate electricity consumption with the realities of their lives. The median of estimates obtained from the Cambridge Bitcoin Electricity Consumption Index is printed for the benefit of the reader only and was not given as an option to the participants.

How concerned are you about the potential consequences of climate change to your living environment?

The options presented were taken from previous work by Haider (2019), who summarises the likely impacts of climate change on Nigeria based on previous studies. By using this previous work, the options presented to participants were tailored to effects that were most likely to affect them.

To ensure the quality of measurements, the local research data collection provider conducted a pilot study with 12 participants, assessing the understandability of research materials with members of the target population prior to the commencement of data collection. Some changes to the survey materials were implemented to action the findings of the pilot study and thereby improve comprehension of materials in the target population.

4.3. Procedure

Of 1,088 participants that started the survey, 158 completed it. Participants completed the questionnaire within 19 min 47 s on average. Deception was not used during study recruitment. Participants were told that the study was designed to understand their attitudes towards cryptocurrency use and environmental issues. They were then informed about

the fact that their participation is completely voluntary and that they should only take part if they want to. They were furthermore educated about the fact that choosing not to take part would not disadvantage them in any way. The research data collection provider then made them aware that they would be provided with an information sheet for participants prior to answering any questions. Those persons that expressed an interest in participating after this introduction by the research data collection provider were given a survey link, either in the form of a printout, via e-mail, or via Telegram message. The research data collection provider had no knowledge of whether the potential participants indeed followed the link.

A serious concern raised by some participants was the worry that their identity might be revealed to Nigerian authorities. This concern stemmed from the fear of facing legal repercussions by the Nigerian government which has taken a rejective stance towards cryptocurrencies (see subsection 2.2). The research data collection provider was able to alleviate some of the concerns by pointing to the applicability of the UK General Data Protection Regulation, however, some potential participants were not convinced by this argument and remained disinterested in participation.

Once participants followed the link provided, informed consent was obtained using the online survey system through a series of approved questions. Participants were informed about the fact that data would be converted to an anonymised format and that data gathered might be subject to publication. After completing the survey, participants were given a written debriefing via the online survey tool, thanked for their participation, and were dismissed.

5. Results and Discussion

The results generated from the questionnaire shed light on the environmental attitudes of the Bitcoin users surveyed. Relevant results can be obtained around the key hypotheses in the areas of awareness, actionability, and responsibility, but also give insights beyond those.

User Profiles When analysing the user profile of participants (see Figure 7), we found no relationship between transaction volume and familiarity with Bitcoin. We, however, observed some outliers that reported large numbers of Bitcoin transactions and self-reported as being extremely familiar with this cryptocurrency. We found the median of the number of transactions undertaken in the past five years for all experience levels to be lower than 10. When analysing how participants obtained Bitcoin (see Figure 8), we found that online platforms were by far the most popular method, with 79.1 % of participants having used them to acquire Bitcoin in the past. Few participants (2.5 %) used dedicated kiosks (i.e., machines resembling cash machines) to acquire Bitcoin. The biggest motivation to obtain Bitcoin (reported by 40.5 % of participants) was as a long-term investment or retirement fund. Only 3.8 % mentioned avoiding government regulation as a reason for obtaining Bitcoin⁴.

⁴This is likely under-reported as a result of a 'chilling effect': a condition in which prospective participants refrain from behaviour that deviates from

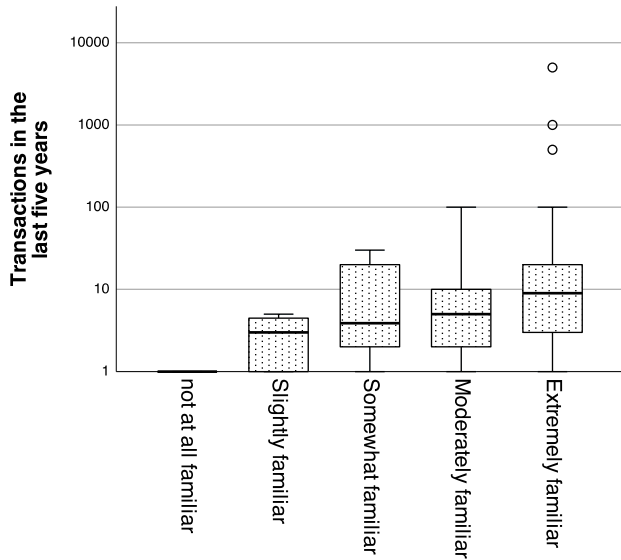


Figure 7: Respondents that report extreme familiarity with Bitcoin on average report the highest number of transactions (logarithmic scale). This group also includes outliers that report participation in very large numbers of transactions.

We furthermore analysed the concerns participants reported about the possible effects of climate change on their environment. Here we found great consternation amongst

the perceived rules, norms and guidelines of a powerful supervisor for fear of negative consequences (Schüll, 2018): in this case, Nigerian authorities.

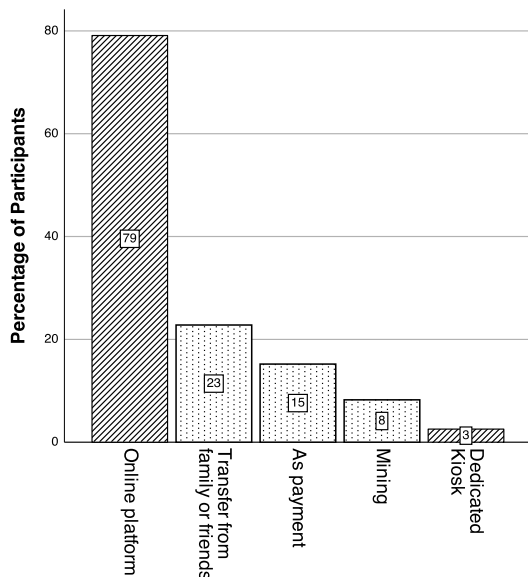


Figure 8: Participants have acquired Bitcoin through different channels. Online platforms and dedicated kiosks lend themselves well to digital energy labelling (see subsection 6.1) while others do not.

participants with the mode of responses being ‘extremely concerned’ for all effects provided. We found some nuances in concern, such as that participants feared freshwater resources being affected, an increase in temperature, and extreme weather events the most, while variable rainfall was less concerning to them. 56.3 % of participants believed that the electricity consumption of Bitcoin contributes significantly to global CO₂ emissions, with almost all of these (93.3 %) also believing that the CO₂ emissions caused by Bitcoin contribute to climate change. 65.2 % of overall participants felt that measures to reduce the CO₂ footprint of Bitcoin should be taken now. A minority of 42.7 % of participants that answered the relevant question supported the view that Bitcoin users should move away from Bitcoin to other cryptocurrencies in the interest of reducing CO₂ emissions. Some of these participants provided the names of alternative cryptocurrencies, some of which notably were also PoW-based (e.g., Dogecoin or, at the time, Ethereum). Others suggested alternative payment infrastructure tokens like Ripple’s XRP which is based on a permissioned and, thus, less energy-intensive decentralised ledger.

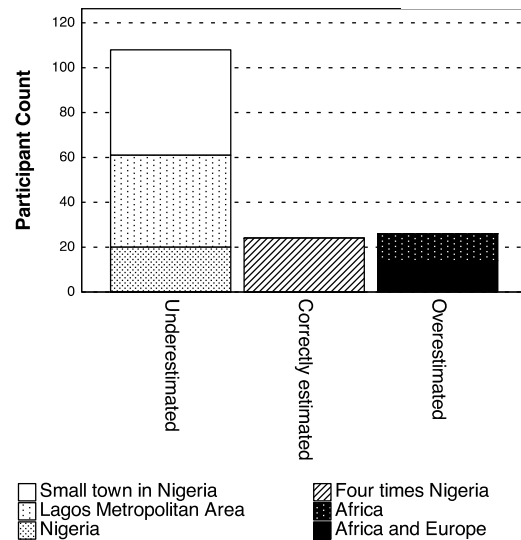


Figure 9: Most participants underestimate the overall energy demand of Bitcoin.

Awareness One of the key purposes of this questionnaire was to assess how realistic the estimates of the overall Bitcoin electricity consumption made by participants were. Here we found that the majority of participants (68.4 %) significantly underestimated the energy demand of Bitcoin, while only a minority (16.5 %) overestimated it (see Figure 9). This goes beyond what is to be expected under random conditions: 50 % of participants selecting randomly would underestimate electricity consumption, 16.7 % would accurately assess it, and 33.3 % would overestimate it.

Actionability We provided a variety of reference points to participants (see subsection 4.2) to assess actionability.

Supportive	Estimates		Total	χ^2
	Correct	Incorrect		
Yes	83	20	103	4.105*
	61.90 %	83.30 %	65.20 %	
No	51	4	55	
	38.10 %	16.70 %	34.80 %	
Total	134	23	158	

* Correlation is significant at the 0.05 level.

Table 2

We found a medium correlation between estimating the electricity consumption correctly and being supportive of measures.

Based on the participants' estimates of the overall Bitcoin electricity consumption, we separated participants into two groups: those who estimated energy demand correctly and those who didn't. Thus, being supportive of measures and estimating the electricity consumption of Bitcoin correctly both constitute dichotomous variables.

Subsequently, we conducted a Chi-Square test to analyse the relationship between being supportive of measures and estimating the electricity consumption of Bitcoin correctly: we found a medium correlation between these two variables ($\chi^2(1, N = 158) = 4.105, p = 0.043 < 0.05$, CramerV = 0.16, see Table 2). Specifically, a *post-hoc* comparison test with correction showed that under $\alpha = 0.05$, the proportion of participants supporting measures in the correct estimates group (83.3 %) is higher than that of the incorrect estimates group (61.9%). Accordingly, the proportion of the non-supporting measures group in the correct estimates group (16.7 %) is lower than that of the incorrect estimates group (38.1 %).

Responsibility Where participants did see the need for action, they felt that Bitcoin miners, Bitcoin users, and Bitcoin developers should be taking action ahead of intergovernmental organisations, the legislature, and federal agencies or regulators (see Figure 10).

To further examine participants' notion of the responsible actors, we rendered paired sample *t*-tests to compare the mean Likert scores in support of non-government actors (averaged by Bitcoin miners, Bitcoin users, and Bitcoin developers) and government actors (averaged by intergovernmental organisations, the legislature, and federal agencies or regulators). We observe a significant difference in mean Likert scores in support of non-government actors and government actors ($t = 2.943, p = 0.004$, see Table 3). On average, participants expressed a stronger expectation of responsibility with regard to non-government actors ($M = 3.490$) when compared to government actors ($M = 3.260$).

Some participants named alternative actors they felt were responsible: these included Bitcoin exchanges, wealthy individuals, and activists. Where participants did not feel that action to reduce the CO₂ footprint of Bitcoin should be taken now, they predominantly articulated two reasons for this perspective (both with 30.1 %): they brought forward the

Group	μ	σ	<i>t</i>
Non-government actors	3.49	1.02	2.943**
Government actors	3.26	1.15	

μ : Mean, σ : Standard deviation; ** Significant at the 0.01 level.

Table 3

On average, participants hold private sector actors more accountable.

view that future technological improvements would reduce Bitcoin's electricity demand and/or that the environmental impact of Bitcoin is acceptable for the benefit it provides. No meaningful alternative reasons were provided in free-text fields.

In line with the hypothesis, our data suggest that on average, Bitcoin users underestimate its electricity consumption. Our study also demonstrates a correlation between participants' ability to estimate the electricity consumption of Bitcoin correctly, and their support of measures to counteract Bitcoin's CO₂ footprint. The data furthermore suggest that even those users that consider themselves experts often lack a basic understanding of the mechanisms behind Bitcoin. These results largely corroborate previous research, specifically, they support the results of Eigbe (2018) who previously pointed out gaps in the technical expertise of Nigerian Bitcoin users and findings by Steinmetz et al. (2021) that yield a similar conclusion, albeit outside of Nigeria. The results furthermore broadly align with consumer knowledge assessments in the wider financial products space that showed that

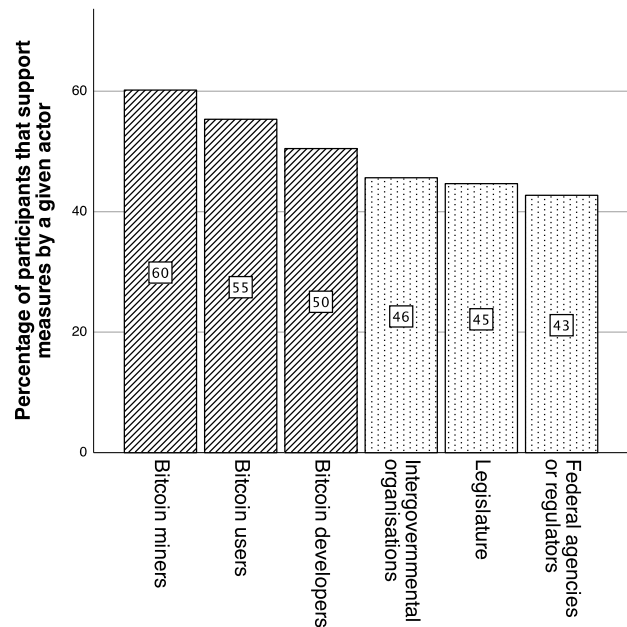


Figure 10: 60 % of those participants that support measures in principle find that Bitcoin miners should act, while only 43 % find that federal agencies or regulators should. A divide between non-governmental actors (top 3) and governmental actors (bottom 3) is noticeable.

consumers often had little knowledge of the key properties of the products they were using (Ramchander, 2016; Sukumaran et al., 2022).

While previous research has focused on technical or financial dimensions of user attitudes alone (see section 3), the results of this study demonstrate that, throughout the user base, concern over the effects of climate change is significant. These results should be considered when designing policies to respond to the high electricity consumption of cryptocurrencies. Our data furthermore contribute to a clearer understanding of the opinions of end users towards interventions, indicating that respondents feel that private sector stakeholders should act. This aligns with earlier findings (Bratspies, 2018). A theoretical implication of this study is that improving customer knowledge around cryptocurrency sustainability might lead to more sustainable consumer behaviour (see subsection 6.1).

The generalisability of our results is, however, limited by the convenience sampling method. The reliability of the data we collected is furthermore impacted by the challenging legal situation in Nigeria that may prevent cryptocurrency users from openly acknowledging their activities.

6. Conclusion and Policy Implications

Considering the current trajectory of CO₂ emissions, regulators face unprecedented pressure to introduce policies to avoid a climate catastrophe. Cryptocurrencies built on PoW consume large amounts of electricity while, arguably, providing very similar benefits to those built on alternative consensus mechanisms that are orders of magnitude less energy-demanding. Counteracting the enormous electricity consumption of PoW-based cryptocurrencies must therefore be attended urgently by policymakers, not least since cryptocurrencies are now ubiquitous and no longer exclusive to users with specific demographic or regional characteristics.

A theoretical implication of this study is that improving customer knowledge around cryptocurrency sustainability might lead to more sustainable consumer behaviour (see subsection 6.1). In this work, we, therefore, recommend a specific course of action to promote customer knowledge: confronting users with the consequences of their cryptocurrency choices through energy labelling (see subsection 6.1). While this proposal is as yet untested, the key results of this work (underestimation of cryptocurrency electricity consumption by users who fear climate change) suggest that it may improve sustainability.

We believe that policy initiatives targeting cryptocurrency sustainability do not necessarily require a global-scale rollout to be successful. To put it in the words of Bushnell, Peterman and Wolfram (2008, p. 192): ‘If local policies lead to what are effectively demonstration projects of various technologies, their successes or failures could be important first steps in adopting effective low-carbon technologies on a more global scale.’ This work is therefore a call to action for the wider community to implement lighthouse projects.

6.1. Policy Implications

To develop effective strategies to reduce the popularity of PoW cryptocurrencies, and thereby, ultimately, their electricity demand, decision-makers must first realise that such strategies cannot be targeted at miners alone. While miners are indeed almost solely responsible for the energy footprint of cryptocurrencies, as we described in section 2, they can easily relocate their activities to other regions where fewer legal constraints are in place (Riley, 2021). Relocating allows them to evade regulatory access without affecting the end users of the respective cryptocurrency since those are oblivious to where mining hardware is operated. A more effective strategy instead focuses on the end users of cryptocurrencies by empowering them to make more sustainable choices. This increase in transparency is a potential enabler for a consumer movement away from unsustainable cryptocurrencies. Such a consumer movement may result in a systematic reduction of the carbon footprint of unsustainable cryptocurrencies, beyond the individual user, should the expected price effects described earlier (see subsection 2.1) materialise.

The finding that users who correctly assess the sustainability parameters of cryptocurrencies tend to show more support for measures, indicates consumer education is a promising tool for policymakers. Particular care must, however, be taken that cryptocurrencies are not portrayed in an all-encompassing and overly negative way: after all, our results do neither support nor rule out a correlation between *overestimating* electricity consumption and supporting measures. Rather, policymakers should initiate measures that achieve basic consumer education and provide users of cryptocurrencies with a realistic view of their electricity consumption and economic parameters.

Energy labelling, i.e. providing key sustainability metrics to cryptocurrency users at the point of exchange, is one potentially suitable measure to achieve customer education. Such labels would allow users to compare and contrast the electricity consumption characteristics in this vast market, thereby allowing them to take sustainability into consideration when making a cryptocurrency purchasing decision. While little is known about the effectiveness of this intervention in the context of cryptocurrencies, results from the field of household appliances give cause for optimism: here it was found that customers are aware of the information on labels (Waechter et al., 2015), comprehend it (Jeong and Kim, 2014), and, ultimately, make better decisions based on it (Davis and Metcalf, 2016). Consumers were, furthermore, found to attach a value to energy efficiency beyond the prospect of reducing costs (Andor et al., 2020). Even though sustainability awareness may differ between countries (Schallehn and Valogianni, 2022), it seems conceivable that energy labelling initiatives present an effective long-term energy efficiency policy for cryptocurrencies.

6.2. Future Work

To reflect the sentiment of the population of Nigerian cryptocurrency users more accurately, future studies might

reproduce the survey with a representative sample instead of a convenience sample. Reproducing the study would also allow for adapting the questionnaire to assess the underlying reasons for the correlation discovered in greater detail. Furthermore, future studies could test our policy suggestion by running an experiment that evaluates which cryptocurrencies users select for purchase when presented with an energy label at the point of exchange, compared to which ones they choose when not presented with energy consumption information⁵.

Acknowledgements

The authors thank Germán Villegas Bauer and Xavier Lavayssière for sharing raw data used in their recent study and Christopher ‘Bob’ Strutz for assistance with typesetting. Moritz Platt thanks Peter McBurney for his help in navigating the ethical approval and risk assessment processes.

Ethical Clearance

Ethical clearance for this project was granted by the King’s College London ethics committee under ethical clearance reference number *MRSP-21/22-27025*.

Data Availability

The result data and the original questionnaire are available online (Platt and Ojeka, 2022).

CRedit authorship contribution statement

Moritz Platt: Conceptualisation, Data curation, Formal analysis, Funding acquisition, Investigation, Methodology, Project administration, Validation, Visualisation, Writing (original draft), Writing (review and editing). **Stephen Ojeka:** Data curation, Writing (original draft). **Andrea-Elena Drăgnoiu:** Writing (original draft), Writing (review and editing). **Oserere Ejemen Ibelegbu:** Writing (review and editing). **Francesco Pierangeli:** Writing (original draft), Writing (review and editing). **Johannes Sedlmeir:** Writing (original draft), Writing (review and editing). **Zixin Wang:** Formal analysis, Investigation, Validation, Writing (original draft), Writing (review and editing).

Abbreviations

BTC Bitcoin

CBDC Central Bank Digital Currency

CBN Central Bank of Nigeria

NGN Nigerian naira

PoS proof-of-stake

PoW proof-of-work

⁵There is ongoing work by Drăgnoiu et al. (2023) to investigate this effect.

RMB Renminbi

TOPB Theory of Planned Behaviour

US\$ United States dollar

References

- Abah, R.C., 2014. Rural perception to the effects of climate change in Otukpu, Nigeria. *Journal of Agriculture and Environment for International Development* 108, 153–166.
- Adesina, O., 2020. Nigeria attracts more Bitcoin interest than any country globally. URL: <https://nairametrics.com/2020/08/08/nigeria-attracts-more-bitcoin-interest-than-any-country-globally/>. last Accessed: 10 July 2022.
- Adesina, O., 2021. Nigerian banks allegedly close accounts dealing with crypto. URL: <https://nairametrics.com/2021/02/11/nigerian-banks-allegedly-close-accounts-dealing-with-crypto/>. last Accessed: 10 July 2022.
- Adesina, O., 2022. Why CBN needs to lift crypto ban on Nigerian banks. URL: <https://nairametrics.com/2022/03/11/why-cbn-needs-to-lift-crypto-ban-on-nigerian-banks/>. last Accessed: 10 July 2022.
- Agur, I., Deodoro, J., Lavayssière, X., Martinez Peria, S., Sandri, D., Tourpe, H., Villegas Bauer, G., 2022. Digital Currencies and Energy Consumption. *FinTech Notes* 2022/006. International Monetary Fund. Washington, D.C., USA. URL: <https://www.imf.org/en/Publications/fintech-notes/Issues/2022/06/07/Digital-Currencies-and-Energy-Consumption-517866>. last accessed: 12 June 2022.
- Ahern, D., 2021. Regulatory lag, regulatory friction and regulatory transition as fintech disenablers: Calibrating an EU response to the regulatory sandbox phenomenon. *European Business Organization Law Review* 22, 395–432.
- Ajzen, I., 1991. The theory of planned behavior. *Organizational Behavior and Human Decision Processes* 50, 179–211.
- Alaklabi, S., Kang, K., 2019. Factors driving individuals’ behavioural intention to adopt cryptocurrency, in: *Proceedings of the 34th International Business Information Management Association Conference, IBIMA*, Madrid, Spain. pp. 2070–2078.
- Albayati, H., Kim, S.K., Rho, J.J., 2020. Accepting financial transactions using blockchain technology and cryptocurrency: A customer perspective approach. *Technology in Society* 62, 101320.
- Andor, M.A., Gerster, A., Sommer, S., 2020. Consumer inattention, heuristic thinking and the role of energy labels. *The Energy Journal* 41, 83–112.
- Anser, M.K., Zaigham, G.H.K., Rasheed, M.I., Pitafi, A.H., Iqbal, J., Luqman, A., 2020. Social media usage and individuals’ intentions toward adopting Bitcoin: The role of the theory of planned behavior and perceived risk. *International Journal of Communication Systems* 33, e4590.
- Ante, L., 2022. The non-fungible token (NFT) market and its relationship with Bitcoin and Ethereum. *FinTech* 1, 216–224.
- Arslanian, H., 2022. Crypto exchanges, in: *The Book of Crypto*. Springer, pp. 335–350.
- Auer, R., Tercero-Lucas, D., 2021. Distrust or speculation? The socioeconomic drivers of US cryptocurrency investments. Working Paper 951. Bank for International Settlements. Basel, Switzerland. URL: <https://www.bis.org/publ/work951.pdf>. last Accessed: 10 July 2022.
- Back, A., 2002. Hashcash – a denial of service counter-measure. URL: <http://www.hashcash.org/hashcash.pdf>. last Accessed: 10 July 2022.
- Badea, L., Mungiu-Pupazan, M.C., 2021. The economic and environmental impact of Bitcoin. *IEEE Access* 9, 48091–48104.
- Baek, C., Elbeck, M., 2014. Bitcoins as an investment or speculative vehicle? a first look. *Applied Economics Letters* 22, 30–34.
- Bakare, A., 2021a. Cryptocurrencies: SEC supports CBN position. *CBN Update* 3, 10.
- Bakare, A., 2021b. Cryptocurrency prohibition in Nigerians’ best interest – Emefiele. *CBN Update* 3, 16–17.
- Bakare, A., 2021c. Cryptocurrency trading: CBN orders banks to close operating accounts. *CBN Update* 3, 2.

- Basel Committee on Banking Supervision, 2022. Second consultation on the prudential treatment of cryptoasset exposures. Consultative Document. Bank for International Settlements. Basel, Switzerland. URL: <https://www.bis.org/bcb/publ/d533.pdf>. last Accessed: 10 July 2022.
- Bashir, M., Strickland, B., Bohr, J., 2016. What motivates people to use Bitcoin?, in: Spiro, E., Ahn, Y.Y. (Eds.), Proceedings of the 8th International Conference on Social Informatics, Springer, Bellevue, WA, USA. pp. 347–367.
- BBC News, 2021. Cryptocurrencies: Why Nigeria is a global leader in Bitcoin trade. URL: <https://www.bbc.com/news/world-africa-56169917>. last Accessed: 10 July 2022.
- de Best, R., 2021. Market capitalization of Bitcoins. Statista. URL: <https://www.statista.com/statistics/377382>. last accessed: 24 November 2021.
- de Best, R., 2022. Bitcoin market dominance. Statista. URL: <https://www.statista.com/statistics/1269669>. last Accessed: 4 July 2022.
- Bhambhwani, S., Delikouras, S., Korniotis, G., 2019. Blockchain characteristics and the cross-section of cryptocurrency returns. Discussion Paper 13724. Centre for Economic Policy Research. London, UK. URL: https://cepr.org/active/publications/discussion_papers/dp.php?dpno=13724. last Accessed: 18 July 2022.
- Bord, R.J., O'Connor, R.E., Fisher, A., 2000. In what sense does the public need to understand global climate change? Public Understanding of Science 9, 205–218.
- Borri, N., Shakhnov, K., 2020. Regulation spillovers across cryptocurrency markets. Finance Research Letters 36, 101333.
- Bratspies, R.M., 2018. Cryptocurrency and the myth of the trustless transaction. Michigan Technology Law Review 25.
- Brown-Cohen, J., Narayanan, A., Psomas, A., Weinberg, S.M., 2019. Formal barriers to longest-chain proof-of-stake protocols, in: Proceedings of the 2019 Conference on Economics and Computation, ACM, Phoenix, AZ, USA. pp. 459–473.
- Bushnell, J., Peterman, C., Wolfram, C., 2008. Local solutions to global problems: Climate change policies and regulatory jurisdiction. Review of Environmental Economics and Policy 2, 175–193.
- Butijn, B.J., Tamburri, D.A., van den Heuvel, W.J., 2020. Blockchains. ACM Computing Surveys 53, 1–37.
- Carter, N., 2021. How much energy does Bitcoin actually consume? Harvard Business Review. URL: <https://hbr.org/2021/05/how-much-energy-does-bitcoin-actually-consume>. last Accessed: 15 January 2023.
- Castro, M., Liskov, B., et al., 1999. Practical Byzantine fault tolerance, in: Proceedings of the 3rd Symposium on Operating Systems Design and Implementation, ACM, New Orleans, LA, USA. pp. 173–186.
- Chen, C., Liu, L., 2022. How effective is China's cryptocurrency trading ban? Finance Research Letters 46, 102429.
- Chukwuere, J.E., 2021. The eNaira – opportunities and challenges. Journal of Emerging Technologies 1, 72–77.
- Davis, L.W., Metcalf, G.E., 2016. Does better information lead to better choices? evidence from energy-efficiency labels. Journal of the Association of Environmental and Resource Economists 3, 589–625.
- Dittmar, L., Praktijnjo, A., 2019. Could Bitcoin emissions push global warming above 2°C? Nature Climate Change 9, 656–657.
- Dodd, N., 2017. The social life of Bitcoin. Theory, Culture & Society 35, 35–56.
- Douceur, J.R., 2002. The Sybil attack, in: Druschel, P., Kaashoek, F., Rowstron, A. (Eds.), Proceedings of the 1st International Workshop on Peer-to-Peer Systems, Springer, Cambridge, MA, USA. pp. 251–260.
- Drăgnoiu, A.E., Platt, M., Wang, Z., Zhou, Z., 2023. The more you know: Energy labels discourage investors from acquiring unsustainable cryptocurrencies. Manuscript submitted.
- Dwork, C., Naor, M., 1992. Pricing via processing or combatting junk mail, in: Brickell, E.F. (Ed.), Proceedings of the 12th Annual International Cryptology Conference, Springer, Santa Barbara, CA, USA. pp. 139–147.
- Egbo, O.P., Ezeaku, H.C., 2016. Overview of the intermediary role of banks: The threat of cryptocurrency. European Journal of Management and Marketing Studies 1, 89–101.
- Ehrenberg, A.J., King, J.L., 2019. Blockchain in context. Information Systems Frontiers 22, 29–35.
- Eigbe, O.E., 2018. Investigating the levels of awareness and adoption of digital currency in Nigeria: A case study of bitcoin. The Information Technologist 15, 75–82.
- Emmanuel, O.T., Michael, A.A., 2020. Forensic accounting: Breaking the nexus between financial cybercrime and terrorist financing in Nigeria. Journal of Auditing, Finance, and Forensic Accounting 8, 55–66.
- Fakunmoju, S.K., Banmore, O., Gbadamosi, A., Okunbanjo, O.I., 2022. Effect of cryptocurrency trading and monetary corrupt practices on Nigerian economic performance. Binus Business Review 13, 31–40.
- Fang, F., Ventre, C., Basios, M., Kanthan, L., Martinez-Rego, D., Wu, F., Li, L., 2022. Cryptocurrency trading: a comprehensive survey. Financial Innovation 8.
- Feinstein, B.D., Werbach, K., 2021. The impact of cryptocurrency regulation on trading markets. Journal of Financial Regulation 7, 48–99.
- Ferreira, A., Sandner, P., 2021. Eu search for regulatory answers to crypto assets and their place in the financial markets' infrastructure. Computer Law & Security Review 43, 105632.
- Filippi, P.D., Mannan, M., Reijers, W., 2022. The a legality of blockchain technology. Policy and Society .
- Fletcher, E., Larkin, C., Corbet, S., 2021. Countering money laundering and terrorist financing: A case for bitcoin regulation. Research in International Business and Finance 56, 101387.
- Gagarina, M., Nestik, T., Drobysheva, T., 2019. Social and psychological predictors of youths' attitudes to cryptocurrency. Behavioral Sciences 9, 118.
- Gallersdörfer, U., Klaaßen, L., Stoll, C., 2020. Energy consumption of cryptocurrencies beyond Bitcoin. Joule 4, 1843–1846.
- Garriga, M., Palma, S.D., Arias, M., Renzis, A., Pareschi, R., Tamburri, D.A., 2020. Blockchain and cryptocurrencies: A classification and comparison of architecture drivers. Concurrency and Computation: Practice and Experience 33.
- Gehlot, S., Dhall, A., 2022. Evaluating the sustainability of Bitcoin. Mathematical Statistician and Engineering Applications 71, 139–151.
- Georgiadis, E., 2019. How many transactions per second can Bitcoin really handle? Theoretically. URL: <https://eprint.iacr.org/2019/416>. last Accessed: 14 July 2022.
- Gidigbi, M., Babarinde, G.F., A. Adewusi, O., Akinrinde, I., 2021. Legal issues and risks associated with cryptocurrency (in Nigeria): Regulation for use and integration for its possibilities. International Journal of Blockchains and Cryptocurrencies Ahead of Print.
- Gola, C., Sedlmeir, J., 2022. Addressing the Sustainability of Distributed Ledger Technology. Occasional Paper 670. Bank of Italy. Rome, Italy. URL: <https://www.bancaditalia.it/pubblicazioni/qef/2022-0670/>. last accessed: 7 July 2022.
- Grabowski, M., 2019. Cryptocurrencies. First ed., Routledge, London, UK.
- Gravetter, F.J., Wallnau, L.B., 2017. The Chi-square statistic: Tests for goodness of fit and independence, in: Statistics for the Behavioral Sciences. tenth ed.. Cengage Learning, Boston, MA, USA, pp. 559–602.
- Haider, H., 2019. Climate change in Nigeria: impacts and responses. K4D Helpdesk Report 675. Institute of Development Studies. Brighton, UK. URL: https://opendocs.ids.ac.uk/opendocs/bitstream/handle/20.500.12413/14761/675_Climate_Change_in_Nigeria.pdf. last accessed: 28 November 2021.
- Hammond, S., Ehret, T., 2022. Cryptocurrency regulations by country. Technical Report. Thomson Reuters Institute. New York, NY, USA. URL: <https://www.thomsonreuters.com/en-us/posts/wp-content/uploads/sites/20/2022/04/Cryptos-Report-Compendium-2022.pdf>. last accessed: 4 July 2022.
- Hileman, G., 2015. The Bitcoin market potential index, in: Brenner, M., Christin, N., Johnson, B., Rohloff, K. (Eds.), Proceedings of the 19th International Conference on Financial Cryptography and Data Security, Springer, Carolina, Puerto Rico. pp. 92–93.
- Houy, N., 2014. It will cost you nothing to 'kill' a proof-of-stake cryptocurrency. Economics Bulletin 34, 1038–1044.
- Ioannou, I., 2020. Legal regulation of virtual currencies: Illicit activities and current developments in the realm of payment systems. The King's Student Law Review 11, 25–52.

- Jang, H., Han, S.H., Kim, J.H., Kwon, K., 2021. Usability evaluation for cryptocurrency exchange, in: Gutierrez, A.M.J., Goonetilleke, R.S., Robielos, R.A.C. (Eds.), Proceedings of the 2020 Joint Conference of the Asian Council on Ergonomics and Design and the Southeast Asian Network of Ergonomics Societies, Springer. pp. 192–196. Virtual Event.
- Jeong, G., Kim, Y., 2014. The effects of energy efficiency and environmental labels on appliance choice in south korea. *Energy Efficiency* 8, 559–576.
- Jiang, S., Li, Y., Lu, Q., Hong, Y., Guan, D., Xiong, Y., Wang, S., 2021. Policy assessments for the carbon emission flows and sustainability of Bitcoin blockchain operation in China. *Nature Communications* 12.
- Jimoh, S.O., Benjamin, O.O., 2020. The effect of cryptocurrency returns volatility on stock prices and exchange rate returns volatility in Nigeria. *Acta Universitatis Danubius. (Economica)* 16, 200–213.
- Kethineni, S., Cao, Y., 2019. The rise in popularity of cryptocurrency and associated criminal activity. *International Criminal Justice Review* 30, 325–344.
- Kiayias, A., Russell, A., David, B., Oliynykov, R., 2017. Ouroboros: A provably secure proof-of-stake blockchain protocol, in: Katz, J., Shacham, H. (Eds.), Proceedings of the 37th Annual International Cryptology Conference, Springer, Santa Barbara, CA, USA. pp. 357–388.
- Kim, M., 2021. A psychological approach to Bitcoin usage behavior in the era of COVID-19: Focusing on the role of attitudes toward money. *Journal of Retailing and Consumer Services* 62, 102606.
- Ku-Mahamud, K.R., Omar, M., Bakar, N.A.A., Muraina, I.D., 2019. Awareness, trust, and adoption of blockchain technology and cryptocurrency among blockchain communities in Malaysia. *International Journal on Advanced Science, Engineering and Information Technology* 9, 1217.
- Kulal, A., 2021. Followness of altcoins in the dominance of Bitcoin: A phase analysis. *Macro Management & Public Policies* 3, 10–18.
- Lampert, L., 1998. The part-time parliament. *ACM Transactions on Computer Systems* 16, 133–169.
- Lawal, T., 2021. How Nigerians are increasingly turning to BTC and other altcoins. URL: <https://cryptotvplus.com/2021/03/how-nigerians-are-increasingly-turning-to-btc-and-other-altcoins/>. last Accessed: 10 July 2022.
- Lei, N., Masanet, E., Kooimey, J., 2021. Best practices for analyzing the direct energy use of blockchain technology systems: Review and policy recommendations. *Energy Policy* 156, 112422.
- Luther, W.J., Smith, S.S., 2020. Is Bitcoin a decentralized payment mechanism? *Journal of Institutional Economics* 16, 433–444.
- Mathews, R., Khan, S., 2019. Balancing the benefits and burdens of blockchain on the environment: a barrier or boon for sustainability? *Environmental Law & Management* 31, 163–168.
- Mazambani, L., Mutambara, E., 2019. Predicting fintech innovation adoption in South Africa: the case of cryptocurrency. *African Journal of Economic and Management Studies* 11, 30–50.
- van der Merwe, A., 2021. A taxonomy of cryptocurrencies and other digital assets. *Review of Business* 41, 30–43.
- Mikhaylov, A., 2020. Cryptocurrency market analysis from the open innovation perspective. *Journal of Open Innovation: Technology, Market, and Complexity* 6, 197.
- Millard, C., 2018. Blockchain and law: Incompatible codes? *Computer Law & Security Review* 34, 843–846.
- Miraz, M.H., Excell, P.S., Sobayel, K., 2021. Evaluation of green alternatives for blockchain proof-of-work (PoW) approach. *Annals of Emerging Technologies in Computing* 5, 54–59.
- Mojeed, A., 2022. Naira sees biggest plunge at official window as CBN adjusts rate. URL: <https://www.premiumtimesng.com/news/more-news/503496-naira-sees-biggest-plunge-at-official-window-as-cbn-adjusts-rate.html>. last Accessed: 10 July 2022.
- Mustapha, B., Salau, E.S., Galadima, O.E., Ali, I., Mustapha, B., Salau, E.S., Galadima, O.E., Ali, I., 2013. Knowledge, perception and adaptation strategies to climate change among farmers of central state Nigeria. *Sustainable Agriculture Research* 2, 107–117.
- Nair, P.R., Dorai, D.R., 2021. Evaluation of performance and security of proof of work and proof of stake using blockchain, in: Proceedings of the 3rd International Conference on Intelligent Communication Technologies and Virtual Mobile Networks, IEEE, Tirunelveli, India.
- Nakamoto, S., 2008. Bitcoin: A peer-to-peer electronic cash system. URL: <https://bitcoin.org/bitcoin.pdf>. last Accessed: 21 May 2022.
- Nnabuiife, S.O., Jarrar, Y., 2018. Online media coverage of BitCoin cryptocurrency in Nigeria: A study of selected online version of leading mainstream newspapers in Nigeria. *H-ermes. Journal of Communication* 12, 141–172.
- Nwanisobi, O., 2021. Response to regulatory directive on cryptocurrencies. *CBN Update* 3, 7–9.
- OECD, 2019. OECD consumer insights survey on cryptoassets. Report. Organisation for Economic Co-operation and Development. Paris, France. URL: <https://www.oecd.org/financial/education/consumer-insights-survey-on-cryptoassets.pdf>. last accessed: 26 November 2021.
- Oğhan, V., 2022. Environmental policies for green cryptocurrency mining, in: Akkaya, Ş., Ergüder, B. (Eds.), Handbook of Research on Challenges in Public Economics in the Era of Globalization. IGI Global. chapter 13, pp. 217–227.
- Okorie, D.I., Lin, B., 2020. Did China's ICO ban alter the Bitcoin market? *International Review of Economics & Finance* 69, 977–993.
- Olowodun, D., 2021. eNaira: CBN appoints technical partner. *CBN Update* 3, 9.
- Osugwu, E.S., Isola, W.A., Nwaogwugwu, I.C., 2018. Measuring technical efficiency and productivity change in the Nigerian banking sector: A comparison of non-parametric and parametric techniques. *African Development Review* 30, 490–501.
- Ozili, P.K., 2022. Central bank digital currency research around the world: a review of literature. *Journal of Money Laundering Control*. Ahead of print.
- Park, S., Im, S., Seol, Y., Paek, J., 2019. Nodes in the Bitcoin network: Comparative measurement study and survey. *IEEE Access* 7, 57009–57022.
- Pham, Q.T., Phan, H.H., Cristofaro, M., Misra, S., Giardino, P.L., 2021. Examining the intention to invest in cryptocurrencies. *International Journal of Applied Behavioral Economics* 10, 59–79.
- Platt, M., McBurney, P., 2023. Sybil in the haystack: A comprehensive review of blockchain consensus mechanisms in search of strong Sybil attack resistance. *Algorithms* 16, 34.
- Platt, M., Ojeka, S., 2022. Cryptocurrency user attitudes towards the environmental impact of proof-of-work in Nigeria: Online survey results. *Mendeley Data*. doi:10.17632/j5j3gh4ps4.1. V1.
- Platt, M., Sedlmeir, J., Platt, D., Xu, J., Tasca, P., Vadgama, N., Ibañez, J.I., 2021. The energy footprint of blockchain consensus mechanisms beyond proof-of-work, in: Companion Proceedings of the 21st International Conference on Software Quality, Reliability and Security, IEEE, Hainan, China. pp. 1135–1144.
- Pontiveros, B.B.F., Norvill, R., State, R., 2018. Monitoring the transaction selection policy of Bitcoin mining pools, in: Proceedings of the 2018 Symposium on Network Operations and Management, IEEE, Taipei, Taiwan. pp. 1–6s.
- Ramchander, M., 2016. Measuring consumer knowledge of life insurance products in South Africa. *South African Journal of Business Management* 47, 67–74.
- Rieger, A., Roth, T., Sedlmeir, J., Fridgen, G., 2022. We need a broader debate on the sustainability of blockchain. *Joule* 6, 1137–1141.
- Riley, J., 2021. The current status of cryptocurrency regulation in China and its effect around the world. *China and WTO Review* 7, 135–152.
- Salawu, M.K., Moloi, T., 2018. Benefits of legislating cryptocurrencies: perception of Nigerian professional accountants. *Academy of Accounting and Financial Studies Journal* 22, 1–17.
- Salcedo, E., Gupta, M., 2021. The effects of individual-level espoused national cultural values on the willingness to use Bitcoin-like blockchain currencies. *International Journal of Information Management* 60, 102388.
- Saleh, F., 2020. Blockchain without waste: Proof-of-stake. *The Review of Financial Studies* 34, 1156–1190.
- Schallehn, F., Valogianni, K., 2022. Sustainability awareness and smart meter privacy concerns: The cases of US and Germany. *Energy Policy* 161, 112756.

- Schaupp, L.C., Festa, M., 2018. Cryptocurrency adoption and the road to regulation, in: Proceedings of the 19th Annual International Conference on Digital Government Research, ACM, Delft, Netherlands. pp. 1–9.
- Schüll, A., 2018. „Das stell ich lieber nicht ins Netz!“ – zum „Chilling Effect“ und seinen Konsequenzen, in: Gadatsch, A., Ihne, H., Monhemius, J., Schreiber, D. (Eds.), Nachhaltiges Wirtschaften im digitalen Zeitalter. Springer, pp. 53–62.
- Sedlmeir, J., Buhl, H.U., Fridgen, G., Keller, R., 2020a. The energy consumption of blockchain technology: beyond myth. *Business & Information Systems Engineering* 62, 599–608.
- Sedlmeir, J., Buhl, H.U., Fridgen, G., Keller, R., 2020b. Ein Blick auf aktuelle Entwicklungen bei Blockchains und deren Auswirkungen auf den Energieverbrauch. *Informatik Spektrum* 43, 391–404.
- Senkardes, C.G., Akadur, O., 2021. A research on the factors affecting cryptocurrency investments within the gender context. *Journal of Business, Economics and Finance* 10, 178–189.
- Shehhi, A.A., Oudah, M., Aung, Z., 2014. Investigating factors behind choosing a cryptocurrency, in: Proceedings of the 2014 International Conference on Industrial Engineering and Engineering Management, IEEE, Selangor, Malaysia.
- Shifferaw, Y., Lemma, S., 2021. Limitations of proof of stake algorithm in blockchain: A review. *Zede Journal of Ethiopian Engineers and Architects* 39, 81–95.
- Sicignano, G.J., 2021. Money laundering using cryptocurrency: The case of Bitcoin! *Athens Journal of Law* 7, 253–264.
- Silva, E.C., da Silva, M.M., 2022. Research contributions and challenges in DLT-based cryptocurrency regulation: a systematic mapping study. *Journal of Banking and Financial Technology* 6, 63–82.
- Smutny, Z., Sulc, Z., Lansky, J., 2021. Motivations, barriers and risk-taking when investing in cryptocurrencies. *Mathematics* 9, 1655.
- Smuts, N., 2019. What drives cryptocurrency prices? *ACM SIGMETRICS Performance Evaluation Review* 46, 131–134.
- Steinmetz, F., von Meduna, M., Ante, L., Fiedler, I., 2021. Ownership, uses and perceptions of cryptocurrency: Results from a population survey. *Technological Forecasting and Social Change* 173, 121073.
- Stinner, J., 2022. On the economics of Bitcoin mining: A theoretical framework and simulation evidence, in: Proceedings of the 43rd International Conference on Information Systems, AIS, Copenhagen, Denmark.
- Sukumaran, S., Bee, T.S., Wasiuzzaman, S., 2022. Cryptocurrency as an investment: The Malaysian context. *Risks* 10, 86.
- Treiblmaier, H., Gorbunov, E., 2022. On the malleability of consumer attitudes toward disruptive technologies: A pilot study of cryptocurrencies. *Information* 13, 295.
- Truby, J., 2018. Decarbonizing Bitcoin: Law and policy choices for reducing the energy consumption of blockchain technologies and digital currencies. *Energy Research & Social Science* 44, 399–410.
- Truby, J., Brown, R.D., Dahdal, A., Ibrahim, I., 2022. Blockchain, climate damage, and death: Policy interventions to reduce the carbon emissions, mortality, and net-zero implications of non-fungible tokens and Bitcoin. *Energy Research & Social Science* 88, 102499.
- Uba, J., 2021. Nigeria: Is cryptocurrency legal in Nigeria? – Actions towards the regulations of cryptocurrency in Nigeria. URL: <https://www.mondaq.com/nigeria/fin-tech/1105924>. last Accessed: 10 July 2022.
- Ukwueze, F., 2021. Cryptocurrency: Towards regulating the unruly enigma of fintech in Nigeria and South Africa. *Potchefstroom Electronic Law Journal* 24, 1–38.
- de Vries, A., 2018. Bitcoin’s growing energy problem. *Joule* 2, 801–805.
- de Vries, A., 2021. Bitcoin boom: What rising prices mean for the network’s energy consumption. *Joule* 5, 509–513.
- de Vries, A., 2022. Cryptocurrencies on the road to sustainability: Ethereum paving the way for Bitcoin. *Patterns* , 100633.
- de Vries, A., Gellersdörfer, U., Klaaßen, L., Stoll, C., 2022. Revisiting Bitcoin’s carbon footprint. *Joule* 6, 498–502.
- Waechter, S., Sütterlin, B., Siegrist, M., 2015. Desired and undesired effects of energy labels – an eye-tracking study. *PLOS ONE* 10, e0134132.
- Walsh, M., 2021. Bitcoin, cryptocurrencies & the climate crisis. *Irish Marxist Review* 10, 80–89.
- Wanat, E., 2021. Are crypto-assets green enough? – An analysis of draft EU regulation on markets in crypto assets from the perspective of the European Green Deal. *Osteuropa Recht* 67, 237–250.
- Wang, W., Hoang, D.T., Hu, P., Xiong, Z., Niyato, D., Wang, P., Wen, Y., Kim, D.I., 2019. A survey on consensus mechanisms and mining strategy management in blockchain networks. *IEEE Access* 7, 22328–22370.
- Xie, J., Yu, F.R., Huang, T., Xie, R., Liu, J., Liu, Y., 2019. A survey on the scalability of blockchain systems. *IEEE Network* 33, 166–173.
- Yusuf, I.A., Salaudeen, M.B., Ogbuji, I.A., 2022. Exchange rate fluctuation and inflation nexus in Nigeria: The case of recent recession. *Journal of Economic Impact* 4, 81–87.
- Zhang, Y., 2020. Blockchain, in: Shen, X., Lin, X., Zhang, K. (Eds.), *Encyclopedia of Wireless Networks*. Springer, pp. 115–118.