

develop and establish the asymptotic theory of a Poisson autoregression (PAR) model where the conditional distribution of the observations $\{y_t\}_{t \in \mathbb{Z}}$ given the intensity process $\{\lambda_t\}_{t \in \mathbb{Z}}$ is Poisson with parameter λ_t and they apply this new model to describe the number of transactions per minute of the stock Ericsson B. Agosto et al. (2016) generalise the PAR model by including a set of exogenous covariates in the dynamic specification of the intensity process (PARX) to improve the model performance for forecasting the number of aggregate corporate default counts in US. Wang et al. (2014) propose a self-excited threshold structure in the PAR model specification by considering a two regime-switching approach according to the magnitude of the lagged observations, in order to model the number of major earthquakes in the world.

In this paper we contribute to this literature by introducing a new class of Poisson AutoRegressive models allowing for time-variation in the intensity and in the parameters which is particularly suitable to capture several (non-standard) features, including structural breaks, regime-switching and non-linearities, overdispersion and negative correlation, thus providing better fitting and forecasting performance than the original PARX model. The extension to the time-varying parameter specification of the PARX model, labeled TV-PARX model in what follows, is achieved using a score-driven approach. Originally proposed by Creal et al. (2013) and Harvey (2013) to estimate the evolution of time-varying parameters, the Generalized Autoregressive Score (GAS) framework is now a popular methodology to develop time-varying econometrics models. Blasques et al. (2019) propose a new class of GAS models for continuous time series allowing for time-varying parameters and provide the theoretical foundations for their acceleration method by showing optimality in terms of Kullback-Leibler divergence.

The literature on GAS models for time series of counts has been growing remarkably in the very recent years. Gorgi (2020) uses the beta-negative binomial distribution for the narcotics trafficking reports in Sydney and the euro-pound sterling exchange rate, Koopman and Lit (2019) use the bivariate Poisson distribution for the number of goals in football matches and the Skellam distribution for the score difference, and Gorgi (2018) uses the Poisson distribution as well as the negative binomial distribution for the number of offensive conduct reports in the city of Blacktown, Australia.

The TV-PARX model we propose generalizes the accelerated score-driven model by Blasques et al. (2019) in the framework of time series of counts and allowing for the inclusion of exogenous covariates and deterministic components in the model specification. We provide conditions for stationarity and ergodicity, as well as asymptotic results for the MLE. Moreover, we show the relevance of our modeling approach by focusing on a Monte Carlo simulation study and two main applications. First, we analyze the dynamics of new COVID-19 confirmed cases in Italy and, as in Li and Linton (2021), we found that the time-varying model specification is required. Indeed, the model parameters substantially change over time due to the different ‘waves’ of the coronavirus infections and their association with the introduction of government’s

measures to control the spread of the virus, e.g. lockdown, curfew, and mass vaccination. Second, we study the dynamics of US corporate default counts. Using the data set analyzed by Agosto et al. (2016), we show that the time-varying specification of the PARX model allows to better capture and forecast the number of corporate defaults and to disentangle the main drivers of the US recessions.

The paper is organized as follows. Section 2 describes the new TV-PARX model and discusses the properties of TV-PARX. Section 3 presents the MLE for the TV-PARX. Section 4 shows the finite sample properties and Section 5 reports the empirical illustrations on COVID-19 data and on corporate defaults. Section 6 concludes the paper. Details on notation and all the proofs are provided in Appendix A.

2. Time-Varying Poisson Autoregression

Consider a time series of counts $\{y_t\}_{t \in \mathbb{Z}}$ with a Poisson conditional distribution,

$$y_t | \mathcal{F}_{t-1} \sim \mathcal{Pois}(\lambda_t) \quad t \in \mathbb{Z}, \quad (1)$$

where $\mathcal{F}_{t-1} = \sigma\{y_{t-1}, y_{t-2}, y_{t-3}, \dots\}$ denotes the filtration generated by the count process $\{y_{t-i}\}_{i>0}$ up to time $t-1$, whereas $\lambda_t := \mathbb{E}[y_t | \mathcal{F}_{t-1}]$ is the conditional mean of the count process, which is allowed to vary over time. Examples are the Poisson autoregressive models by Fokianos et al. (2009) and Agosto et al. (2016). While these papers consider a time-invariant parameter approach, we assume that the evolution of the conditional mean is described by a time-varying coefficient model representation using the score-driven framework – see e.g. Creal et al. (2013) and Harvey (2013) for a detailed review – thus allowing for time variation in the parameters of the dynamic equation for λ_t . Koopman et al. (2008) show that a score-driven model for Poisson time series of counts encompasses most of the observation-driven models considered by Davis et al. (2003). Then, our contribution is to generalize the score-driven model for the intensity process and formally derive the stochastic properties of our Poisson score-driven model and the asymptotic theory of the maximum likelihood estimator. In particular, we consider a score-driven model with the observation equation in (1), which implies that the conditional log-density of y_t is given up to a constant by

$$\log p(y_t | \mathcal{F}_{t-1}) = y_t \log \lambda_t - \lambda_t. \quad (2)$$

We propose the following nonlinear Poisson autoregressive model with exogenous covariates and deterministic components defined as

$$\log \lambda_{t+1} = \omega + \beta \log \lambda_t + \alpha_{t+1}(y_t - \lambda_t)\lambda_t^{-1} + \gamma'_{t+1}x_t + \psi'd_t \quad (3)$$

where $x_t \in \mathbb{R}^m$ denotes m exogenous covariates, whereas in $d_t \in \mathbb{R}^d$ are stacked the deterministic components, e.g. seasonal dummies, impulse and step dummies, trend functions, etc. In the following, the model in (3) is called Time-Varying Poisson AutoRegressive with eXogenous covariates, TV-PARX. Indeed, while $(\omega, \beta) \in \mathbb{R}^2$ and $\psi \in \mathbb{R}^d$ are unknown static parameters, the key feature of model (3) is that α_t and γ_t are time-varying.

Similarly to Blasques et al. (2019), we characterize α_t by the following updating equation

$$\alpha_{t+1} = \delta_\alpha + \phi_\alpha \alpha_t + \kappa_\alpha (y_t - \lambda_t) \lambda_t^{-1} (y_{t-1} - \lambda_{t-1}) \lambda_{t-1}^{-1}, \quad (4)$$

where δ_α , ϕ_α and κ_α are treated as fixed and unknown parameters. We note that, analogously to the models for continuous time series considered in Blasques et al. (2019), the law of motion of α_t is driven by the product of current and past innovations. Moreover, by scaling the score innovations with the inverse of information quantity $\mathcal{I}_t = \lambda_t$, Harvey (2013) shows that the law motion for $\log \lambda_t$ is given by the first-order autoregressive process in (3) in the case of no exogenous covariates ($x_t = 0$) and no deterministic components ($d_t = 0$). With the same rationale of α_t , we define the score-driven-based updating of the parameters for the exogenous covariates by

$$\gamma_{t+1} = \delta_\gamma + \phi_\gamma \gamma_t + \kappa_\gamma (y_t - \lambda_t) \lambda_t^{-1} x_t \quad (5)$$

where δ_γ , ϕ_γ and κ_γ are fixed and unknown parameters. Allowing for time-varying coefficients of the exogenous covariates is particularly useful to capture dynamic effects of the covariates on the conditional mean of the count process. In particular, this feature of the model enables a much better fit of the structural breaks and time-varying causality due to the occurrence of exogenous shocks, which is particularly recurrent in economic and financial phenomena.

Note also that in (3) we adopt an exponential link function, which allows the conditional mean λ_t to be always positive, i.e. there is no need to impose further restrictions to have $\lambda_t > 0$, for any t . Moreover, there is no need to transform the m exogenous covariates in x_t to make them positive as done, e.g., in Agosto et al. (2016) (see Section 5.2 for an empirical illustration).

Remark 1. Several models discussed in the literature are special cases of the model proposed here. For instance, the model proposed by Harvey (2013) is a special case of the model in (3) with no covariates and deterministics, i.e. $x_t = 0$ and $d_t = 0$, and where the parameter α is time-invariant. Also, the resulting model is equivalent to the Poisson model of Davis et al. (2003) for the case of time-invariant coefficients of the exogenous covariates. \square

Despite the time-varying specification of the model in (3)-(5) is in the same vein of Blasques et al. (2019), i.e. the coefficient α is allowed to change at each time period by means of the score-driven approach, with respect to Blasques et al. (2019) our proposal is developed to model time

series of counts instead of continuous responses and we can include m exogenous covariates in the model specification. Moreover, our proposal extends the Poisson autoregressive model by Fokianos et al. (2009) and static PARX model by Agosto et al. (2016) by allowing for time-varying parameters, including the coefficients for the exogenous covariates.

We complete this section by obtaining sufficient conditions for geometric ergodicity of the Poisson autoregressive model described above. As usual in the literature, let $\{N_t(\cdot)\}_{t \in \mathbb{Z}}$ denotes a sequence of independent Poisson processes with unity intensity, so that the process $\{y_t\}_{t \in \mathbb{Z}}$ in (2) can be expressed as

$$y_t = N_t(\lambda_t),$$

where λ_t follows the dynamics given in (3) and (5), see e.g. Fokianos et al. (2009). We begin by introducing the first result.

Proposition 1. *Consider the model in (3) and (5) under the condition $|\phi_\alpha| < 1$. Then, $\{\alpha_t\}_{t \in \mathbb{Z}}$ admits a strictly stationary and ergodic solution, with $\bar{\alpha} := \mathbb{E}[\alpha_t] = \delta_\alpha / (1 - \phi_\alpha) < \infty$. Moreover, under the additional conditions that $0 < \beta < 1$ and $\beta|\beta + \bar{\alpha}| < 1$, then, $\{\log \lambda_t\}_{t \in \mathbb{Z}}$ is geometrically ergodic and, moreover, $\{\lambda_t\}_{t \in \mathbb{Z}}$ is geometrically ergodic with $\mathbb{E}[\lambda_t] < \infty$.*

Remark 2. In line with the log-linear Poisson autoregressive model of Fokianos et al. (2009), by considering the full model given by equations (3) and (5) instead of the restricted one with no covariates and dummy variables x_t and δ_t , respectively, does not crucially affect the conditions for stationarity and ergodicity stated in Proposition 1. In fact, since δ_t are deterministic, as soon as the exogenous covariate processes $\{x_t\}_{t \in \mathbb{Z}}$ are Markov chains, we only need to retrieve a set of separate conditions for their transition mechanism, together with need the additional assumption that $|\phi_\gamma| < 1$.

It is well-known that when dealing with nonlinear time series models it is usually not easy to establish clear and/or simple stationarity conditions. However, we note that the sufficient conditions given in Proposition 1 are remarkably easy to check. Moreover, a direct consequence of Proposition 1 is that if the process $\{\log \lambda_t\}_{t \in \mathbb{Z}}$ is initialized at its stationary distribution, then the process $\{y_t\}_{t \in \mathbb{Z}}$ will also be stationary and ergodic with a finite first moment $\mathbb{E}[y_t] = \mathbb{E}[\lambda_t] < \infty$; see Davis et al. (2003).

We conclude this section with a new proposition which gives sufficient conditions for $\mathbb{E}[y_t^k] < \infty$, with k is a strictly positive number.

Proposition 2. *Under the assumptions of proposition 1 $\{\log \lambda_t\}_{t \in \mathbb{Z}}$ and $\{y_t\}$ have finite moments of any order, i.e. for any $k > 0$, $\mathbb{E}[|\log \lambda_t|^k] < \infty$ and $\mathbb{E}[y_t^k] < \infty$.*

It is worth to note that Proposition 2 we do not need stricter contraction conditions in order to obtain the finiteness of the higher-order moments. This feature of our model is particularly useful since it allow us to derive bounds for proving the asymptotic properties of the MLE, which is the main argument of the next Section, without imposing further restrictions on the data generating process.

3. Maximum likelihood estimation

The TV-PARX model can be easily estimated by standard ML, since the predictive log-likelihood is available in closed form. In the following, for the sake of simplicity, we consider the case of no exogenous covariates and no deterministic components, i.e.

$$\log \lambda_{t+1} = \omega + \beta \log \lambda_t + \alpha_{t+1}(y_t - \lambda_t)\lambda_t^{-1} \quad (6)$$

which corresponds to (3) where $x_t = 0$ and $d_t = 0$, and is labeled the TV-PAR model. Note that in the case where $x_t \neq 0$ and $d_t \neq 0$, the asymptotic theory developed for our MLE below, could be adapted straightforwardly using partial likelihood theory, see Wong (1986).

Denote the parameter vector $\boldsymbol{\theta} = (\boldsymbol{\xi}', \boldsymbol{\psi}')' \in \Theta \subset \mathbb{R}^5$, where $\boldsymbol{\xi} = (\omega, \beta)'$, $\boldsymbol{\psi} = (\delta_\alpha, \phi_\alpha, \kappa_\alpha)'$, and Θ is a compact parameter space. The true value of the combined parameter vector is denoted by $\boldsymbol{\theta}_0$, and we assume that $\{y_t\}_{t=1}^T$ is generated according to the TV-PAR process described by equations (1), (6) and (4), evaluated at $\boldsymbol{\theta}_0$. The log-likelihood function is given by

$$\hat{L}_T(\boldsymbol{\theta}) = \frac{1}{T} \sum_{t=1}^T \hat{l}_t(\boldsymbol{\theta}), \quad (7)$$

where

$$\hat{l}_t(\boldsymbol{\theta}) = y_t \log \hat{\lambda}_t(\boldsymbol{\theta}) - \hat{\lambda}_t(\boldsymbol{\theta}) \quad (8)$$

and

$$\log \hat{\lambda}_{t+1}(\boldsymbol{\theta}) = \omega + \beta \log \hat{\lambda}_t(\boldsymbol{\theta}) + \hat{\alpha}_{t+1}(\boldsymbol{\theta})(y_t - \hat{\lambda}_t(\boldsymbol{\theta}))\hat{\lambda}_t^{-1}(\boldsymbol{\theta}) \quad (9)$$

$$\hat{\alpha}_{t+1}(\boldsymbol{\theta}) = \delta_\alpha + \phi_\alpha \hat{\alpha}_t(\boldsymbol{\theta}) + \kappa_\alpha (y_t - \hat{\lambda}_t(\boldsymbol{\theta}))\hat{\lambda}_t^{-1}(\boldsymbol{\theta})(y_{t-1} - \hat{\lambda}_{t-1}(\boldsymbol{\theta}))\hat{\lambda}_{t-1}^{-1}(\boldsymbol{\theta}). \quad (10)$$

Note that the time-varying parameters in (9) and (10) are obtained recursively by using some fixed starting values $\hat{\lambda}_1(\boldsymbol{\theta}) \in \mathbb{R}_+$, $\hat{\alpha}_1(\boldsymbol{\theta}) \in \mathbb{R}$ and the observations $\{y_t\}_{t=1}^T$.

The MLE $\hat{\boldsymbol{\theta}}_T$ of $\boldsymbol{\theta}$ is defined as

$$\hat{\boldsymbol{\theta}}_T = \underset{\boldsymbol{\theta} \in \Theta}{\operatorname{argmax}} \hat{L}_T(\boldsymbol{\theta}). \quad (11)$$

The conditions stated in Proposition 1 implies that α_t and $\log \lambda_t$ have stationary representations. Now, for the likelihood analysis and the asymptotic properties of the MLE we need to derive the stochastic limit properties of the filtered parameters $\{\hat{\lambda}_t(\boldsymbol{\theta})\}_{t \in \mathbb{N}}$ and $\{\hat{\alpha}_t(\boldsymbol{\theta})\}_{t \in \mathbb{N}}$, which can be seen as two stochastic functions. In particular, because of the initializations $\hat{\lambda}_1(\boldsymbol{\theta})$ and $\hat{\alpha}_1(\boldsymbol{\theta})$, the filtered parameters in (9) and (10), and therefore the approximate log-likelihood function in (7), are in general non-stationary. Therefore, in the next proposition, we derive sufficient conditions, which ensure that the effect that $\hat{\lambda}_1(\boldsymbol{\theta})$ and $\hat{\alpha}_1(\boldsymbol{\theta})$ have on the approximate log-likelihood function $\{\hat{L}_T(\boldsymbol{\theta})\}_{t \in \mathbb{N}}$ vanish almost surely and exponentially fast (e.a.s.) uniformly over Θ . This phenomenon is well-known in the literature of nonlinear time series models, which is usually referred to the notion of invertibility, see Straumann and Mikosch (2006). Stationarity and ergodicity of $\{\log \lambda_t\}$ (as established in Proposition 1), and Proposition 3 below, are the key ingredients for establish asymptotic properties of the MLE.

Proposition 3. *Consider the model in (6) and (10) under the conditions of Proposition 1. Let Θ be compact with $\kappa_\alpha > 0$ and assume that*

$$\mathbb{E} \left[\log \sup_{\boldsymbol{\theta} \in \Theta} \left| \beta \exp \left\{ \omega + \bar{\alpha}_{t+1}(\boldsymbol{\theta})(y_t e^{-\ell} - 1) - \ell(1 - \beta) \right\} \right| \right] < 0, \quad (12)$$

where

$$\begin{aligned} \bar{\alpha}_{t+1}(\boldsymbol{\theta}) &:= \delta_\alpha + \phi_\alpha \bar{\alpha}_t(\boldsymbol{\theta}) + \kappa_\alpha (y_t e^{-\ell} - 1)(y_{t-1} e^{-\ell} - 1), \\ \ell &:= \frac{\omega - \frac{\delta_\alpha + \kappa_\alpha}{1 - \phi_\alpha}}{1 - \beta} \end{aligned}$$

Then,

$$\sup_{\boldsymbol{\theta} \in \Theta} |\hat{\alpha}_t(\boldsymbol{\theta}) - \alpha_t(\boldsymbol{\theta})| \xrightarrow{e.a.s.} 0 \quad \sup_{\boldsymbol{\theta} \in \Theta} |\hat{\lambda}_t(\boldsymbol{\theta}) - \lambda_t(\boldsymbol{\theta})| \xrightarrow{e.a.s.} 0 \quad \text{as } t \rightarrow \infty, \quad (13)$$

where $\{\alpha_t(\boldsymbol{\theta})\}_{t \in \mathbb{Z}}$ and $\{\lambda_t(\boldsymbol{\theta})\}_{t \in \mathbb{Z}}$ are stationary and ergodic.

Moreover, if

$$\sup_{(\boldsymbol{\theta} \times y) \in (\Theta \times \mathbb{N}_0)} \left| \beta \exp \left\{ \omega + \bar{\alpha}_{t+1}(\boldsymbol{\theta})(y e^{-\ell} - 1) - \ell(1 - \beta) \right\} \right| < 1, \quad (14)$$

then $\exists m > 0$ such that $\mathbb{E}[\sup_{\boldsymbol{\theta} \in \Theta} |\lambda_t(\boldsymbol{\theta})|^m] < \infty$.

Condition (12) is a sufficient condition which ensures the invertibility of the TV-PARX model by an application of Proposition 5.2.12 in Straumann (2005), or equivalently Theorem

2.8 in Straumann and Mikosch (2006). It is different from the conditions for stationarity and ergodicity given in Theorem 1, and moreover, it is only concerned with the filtering recursion relative to $\lambda_t(\boldsymbol{\theta})$ because the stationarity condition imposed in Proposition 1 for $\alpha_t(\boldsymbol{\theta})$ is also sufficient for filter invertibility. The complex form of the contraction condition in (12) is due to the exponential function. A similar problem with related discussion can be found in Wintenberger (2013) for the EGARCH(1,1) model. Nevertheless, despite its sufficiency, this condition it is still important as it underline that the invertibility region is not degenerate.

Finally, by slightly reinforcing the contraction condition in (12) as in (14), Proposition 3 also ensures the existence of an arbitrary large number of unconditional moments for the stationary and ergodic intensity process $\{\lambda_t(\boldsymbol{\theta})\}_{t \in \mathbb{Z}}$. This is a crucial property which will be useful for proving the consistency and asymptotic normality of the MLE.

To derive the asymptotic properties of the MLE we follow the classic theory in White (1994). First, for consistency we consider the almost sure uniform convergence of the approximate log-likelihood function in (7). In particular, Lemma 3.1 below ensures that the average log-likelihood $\hat{L}_T(\boldsymbol{\theta})$ converges uniformly to a function $L(\boldsymbol{\theta})$.

Lemma 3.1. *Let the conditions of Propositions 1-3 hold true. Then,*

$$\sup_{\boldsymbol{\theta} \in \Theta} |\hat{L}_T(\boldsymbol{\theta}) - L(\boldsymbol{\theta})| \xrightarrow{a.s.} 0 \quad \text{as } T \rightarrow \infty,$$

where $L(\boldsymbol{\theta}) := \mathbb{E}[l_1(\boldsymbol{\theta})] = \mathbb{E}[y_1 \log \lambda_1(\boldsymbol{\theta}) - \lambda_1(\boldsymbol{\theta})]$.

Second, we verify the identifiability of the model parameterization, which is the argument of the next Lemma.

Lemma 3.2. *The true parameter vector $\boldsymbol{\theta}_0$ is the unique maximizer of $L(\boldsymbol{\theta})$ in Θ ; that is, for any $\boldsymbol{\theta} \neq \boldsymbol{\theta}_0$, then $L(\boldsymbol{\theta}) < L(\boldsymbol{\theta}_0)$.*

As a consequence, given the results obtained in Lemma 3.1 and Lemma 3.2, an application of Theorem 2.11 of White (1994) implies the strong consistency of the MLE.

Theorem 3.1. *Let the conditions of Propositions 1-3 hold true. Then, $\hat{\boldsymbol{\theta}}_T \xrightarrow{a.s.} \boldsymbol{\theta}_0$ as $T \rightarrow \infty$.*

Next, we discuss the asymptotic distribution of the MLE. Consider the normalized score evaluated at $\boldsymbol{\theta}_0$

$$\bar{\boldsymbol{\eta}}_T = \sqrt{T} \frac{\partial L_T(\boldsymbol{\theta}_0)}{\partial \boldsymbol{\theta}} = \frac{1}{\sqrt{T}} \sum_{t=1}^T \boldsymbol{\eta}_t, \quad \boldsymbol{\eta}_t = e_t \lambda_t \log \lambda_t^{\boldsymbol{\theta}_0}, \quad (15)$$

where $e_t := (y_t - \lambda_t(\boldsymbol{\theta}_0))\lambda_t^{-1}(\boldsymbol{\theta}_0)$, $\lambda_t := \lambda_t(\boldsymbol{\theta}_0)$ and $\log \lambda_t^{\boldsymbol{\theta}_0} := \frac{\partial \log \lambda_t(\boldsymbol{\theta})}{\partial \boldsymbol{\theta}}|_{\boldsymbol{\theta}=\boldsymbol{\theta}_0}$. Since $\boldsymbol{\theta} = (\boldsymbol{\xi}', \boldsymbol{\psi}')$, we have that $\log \lambda_t^{\boldsymbol{\theta}_0} = ((\log \lambda_t^{\boldsymbol{\xi}_0})', (\log \lambda_t^{\boldsymbol{\psi}_0})')'$, where $\log \lambda_t^{\boldsymbol{\xi}_0} = \left(\frac{\partial \log \lambda_t(\boldsymbol{\theta}_0)'}{\partial \omega}, \frac{\partial \log \lambda_t(\boldsymbol{\theta}_0)'}{\partial \beta} \right)'$ and $\log \lambda_t^{\boldsymbol{\psi}} = \alpha_t^{\boldsymbol{\psi}} e_t$, with $\alpha_t^{\boldsymbol{\psi}_0} = \left(\frac{\partial \alpha_t(\boldsymbol{\theta}_0)'}{\partial \delta_\alpha}, \frac{\partial \alpha_t(\boldsymbol{\theta}_0)'}{\partial \phi_\alpha}, \frac{\partial \alpha_t(\boldsymbol{\theta}_0)'}{\partial \kappa_\alpha} \right)'$, as defined in Lemma A.1 in the Appendix.

Asymptotic normality then follows by a standard central limit theorem for martingale difference sequences, see e.g. Corollary 3.1 of Hall and Heyde (1980), by showing that

$$\sum_{t=1}^T \mathbb{E}[\boldsymbol{\eta}_t \boldsymbol{\eta}_t' | \mathcal{F}_{t-1}] \xrightarrow{P} \mathbf{V}, \quad (16)$$

where

$$\mathbf{V} = \lim_{T \rightarrow \infty} \frac{1}{T} \sum_{t=1}^T \lambda_t (\log \lambda_t^{\boldsymbol{\theta}_0} \log \lambda_t^{\boldsymbol{\theta}_0}'), \quad (17)$$

and, the Lindberg condition holds, i.e., $\forall \epsilon > 0$,

$$\mathbb{E}[\boldsymbol{\eta}_t \boldsymbol{\eta}_t' \mathbb{1}(\|\boldsymbol{\eta}_t\| > \epsilon) | \mathcal{F}_{t-1}] \xrightarrow{P} \mathbf{0}. \quad (18)$$

These conditions are verified in the following proposition.

Proposition 4. *Let the conditions of Propositions 1-3 hold true. Moreover, assume that $\mathbb{E}[|A_t|^2] < 1$ and $0 < |\phi_\alpha| < 1$, then (15), (16) and (17) hold and the score function in (15) satisfies*

$$\bar{\boldsymbol{\eta}}_T \xrightarrow{d} \mathcal{N}(\mathbf{0}, \mathbf{V}).$$

Denote the information matrix at the true value by \mathbf{J} , i.e.

$$\mathbf{J} = \mathbb{E} \left[\frac{1}{\lambda_t} \frac{\partial \lambda_t(\boldsymbol{\theta}_0)}{\partial \boldsymbol{\theta}} \frac{\partial \lambda_t(\boldsymbol{\theta}_0)}{\partial \boldsymbol{\theta}'} \right]. \quad (19)$$

Then, we finally state the following theorem.

Theorem 3.2. *Let the conditions of Propositions 1-4 hold true. Moreover, assume that the true parameter vector $\boldsymbol{\theta}_0$ is in the interior of $\boldsymbol{\Theta}$. Then, the MLE $\hat{\boldsymbol{\theta}}_T$ is asymptotically normal,*

$$\sqrt{T}(\hat{\boldsymbol{\theta}}_T - \boldsymbol{\theta}_0) \Rightarrow \mathcal{N}(\mathbf{0}, \mathbf{J}^{-1}).$$

Remark 3. It is worth noting that the results obtained for the MLE $\hat{\boldsymbol{\theta}}_T$ in this section hold true even if the conditional distribution is misspecified. This is a consequence of the fact that the Poisson distribution belongs to the linear exponential family. In particular, as proved by White (1982) and Gouriéroux et al. (1984), under high-level assumptions the MLE is a QMLE and maintain the same properties, the only change will occur on the asymptotic variance-covariance matrix of $\sqrt{T}(\hat{\boldsymbol{\theta}}_T - \boldsymbol{\theta}_0)$, which will assume the classic sandwich form, that is

$$\sqrt{T}(\hat{\boldsymbol{\theta}}_T - \boldsymbol{\theta}_0) \Rightarrow \mathcal{N}(\mathbf{0}, \boldsymbol{\Sigma}),$$

where $\boldsymbol{\Sigma} = \mathbf{J}^{-1} \mathbf{I} \mathbf{J}^{-1}$, with \mathbf{J} as in equation (19) and $\mathbf{I} = \mathbb{E} \left[\frac{\mathbb{V}[y_t | \mathcal{F}_{t-1}]}{\lambda_t^2(\boldsymbol{\theta}_0)} \frac{\partial \lambda_t(\boldsymbol{\theta}_0)}{\partial \boldsymbol{\theta}} \frac{\partial \lambda_t(\boldsymbol{\theta}_0)}{\partial \boldsymbol{\theta}'} \right]$. See also Ahmad and Francq (2016) or Aknouche and Francq (2021).

4. Finite sample performance

In this section we investigate the empirical performance in finite samples of the TV-PAR model compared to the standard PAR model. In particular, the aim of this Monte Carlo exercise is to investigate how quickly the λ_t can adapt to (structural) changes. The time series are generated from the following DGP

$$y_t = N_t(\lambda_t^0), \tag{20}$$

where $N_t(\cdot)$ denotes a sequence of independent Poisson processes with unity intensity. Similarly to Blasques et al. (2019), for the time-varying λ_t^0 , we consider a deterministic step-function

$$\lambda_t^0 = \begin{cases} 2 & \text{if } \sin(\gamma^{-1} 10^{-2}(\pi t - 1)) \geq 0 \\ 2 + \delta & \text{if } \sin(\gamma^{-1} 10^{-2}(\pi t - 1)) < 0 \end{cases} \tag{21}$$

where $\delta \in \{0, 2, 4\}$ and $\gamma \in \{1, 1.5, 2\}$. In this Monte Carlo exercise we generate $m = 1000$ time series of sample sizes $T \in \{250, 500, 1000\}$. Figure 1 reports the time varying intensity λ_t^0 for all the combinations of δ and γ considered. For each series we estimate the time-varying PAR in (6) and the static PAR, i.e. where $\alpha_t = \alpha$ in (6). Table 1 reports the Root Mean Squared Errors (RMSE) for all the cases considered. The results in Table 1 show that the RMSE of the TV-PAR is smaller for all DGPs considered, except for, unsurprisingly, the case of no steps. However, in the case of no steps, i.e. when $\delta = 0$, the difference in RMSE between the time-varying and static models is relatively small in all the cases considered.

Conversely, when the $\delta > 0$, the RMSE of the TV-PAR model is smaller than the one of the standard PAR model for the all cases considered. In particular, the higher the δ , the

better the performance of TV-PAR model compared to the standard PAR model, regardless of the sample size considered. Therefore, with more convoluted DGP dynamics, the time-varying model specification works better than to its static counterpart.

To illustrate, we report in Figure 2 the cases of the DGPs with $\delta = 4$ and $\gamma = 1$ for $T = 250, 500,$ and 1000 . This figure shows the mean $\hat{\lambda}_t$ and the corresponding 95% confidence bands for the TV-PAR (in green) and the static PAR (in red) models. From Figure 2, it clearly emerges that the time-varying model specification provides a much faster reaction and better fit to the jumps created by the step-function in (21).

5. Empirical illustrations

In this section, we show the usefulness of the time-varying specification of the TV-PARX model by considering two empirical illustrations. Section 5.1 deals with the daily counts of infections of SARS-COV-2 virus in Italy until the end of May 2021. Section 5.2 analyzes the monthly corporate default counts in the US as previously analyzed by Agosto et al. (2016).

5.1. COVID-19

The COVID-19 pandemic, started in 2019 in the city of Wuhan in China’s region of Hubei and spread all around the world in 2020, has caused a tremendous public health emergency and a huge negative shock on the business cycle. Since then, researchers of various fields have started to work on that topic in order to help policy makers in their decisions. Are the number of cases (deaths) predictable? Are the evolution of the number of cases (deaths) similar across countries? These questions have increased the interest among researchers and practitioners for new models suited for time series of counts. Epidemiologists, for instance, use reduced-form models to produce forecasts of the number of infections (or deaths), see for instance Batista (2020) for a logistic growth model and Giordano et al. (2020) and Hethcote (2000) for reviews on several variants of the Susceptible, Infectious and Removed (SIR) model.

Due to the convoluted time evolution of the COVID-19 pandemic (see the number of new cases depicted in blue in Figure 3), the time-varying specification of the model is expected to outperforms much better time-invariant alternatives. Among others, Li and Linton (2021) found that the model parameters change both over time and across countries. Country-specific behaviour and local, transient outbreaks of COVID-19 is also found by Khismatullina and Vogt (2020) and Dong et al. (2020) using non-parametric approaches and by Palmer et al. (2021) using Bayesian hierarchical models.

Therefore, we fit the TV-PARX model in (3)-(5) with $\gamma_t = 0$ to the daily counts of confirmed new cases in Italy from the beginning of the COVID-19 pandemic outbreak (March 2020) to the end of May 2021, which involves three or four main waves of cases (see Figure 3). The

counts dynamics in Figure 3 shows a seasonal component mainly due to reporting. Hence, we consider the following TV-PARX model

$$\begin{aligned}\log \lambda_{t+1} &= \omega + \beta \log \lambda_t + \alpha_{t+1}(y_t - \lambda_t)\lambda_t^{-1} + \psi' d_t \\ \alpha_{t+1} &= \delta_\alpha + \phi_\alpha \alpha_t + \kappa_\alpha (y_t - \lambda_t)\lambda_t^{-1}(y_{t-1} - \lambda_{t-1})\lambda_{t-1}^{-1}\end{aligned}\quad (22)$$

where d_t denotes seasonal (daily) dummies.

For comparison purposes, we also fit a time-invariant PARX model where $\phi_\alpha = \kappa_\alpha = 0$ in (22). Table 2 shows the estimates and Table 3 reports the differences in the log-likelihoods, information criteria and Root Mean Squared Errors (RMSE) of the estimated models. In terms of in-sample performance, these results show that the time-varying specification of the TV-PARX model is preferred over its time-invariant counterpart. Moreover, albeit both the time-varying model (TV-PARX) and its time-invariant counterpart (PARX) provide a good fit to the observed data, from Figure 3 it emerges that the TV-PARX model approximates better the different waves of the COVID-19 pandemic in Italy. In particular, the estimated time-varying parameter $\hat{\alpha}_t$ ranges from around -0.2 to 0.8, and the minimum value virtually corresponds to the end of the first wave (end of June 2020), while the maximum values are observed at specific time points which are closely related to the beginning of each wave, e.g. March 2020, September-November 2020 and January 2021, as well as abrupt changes in $\hat{\alpha}_t$ for the last wave begun in March 2021.

5.2. Corporate defaults

In this section, we stress the usefulness of the time-varying specification of the TV-PARX model compared to the standard approach based on the constant parameter version of the PARX model by analyzing the count time series of corporate defaults in US. Agosto et al. (2016) contributed to the literature on modeling and forecasting time series of corporate defaults, by exploring the stylized fact that defaults tend to cluster over time and investigating the causes of this phenomenon. In particular, using a (constant parameter) PARX model they discriminate between comovements in corporate solvency caused by common underlying macroeconomic and financial risk factors, i.e. “systematic risk”, and feedback effects, i.e. “contagion”, where, conditionally on the common risk factors, the current number of defaults affects the probability of other firms’ future insolvency. As pointed out in Agosto et al. (2016), one limitation of their approach is that the measure of contagion ignores feedback effects from defaults to covariates; that is, the case when x_t is affected by past defaults, which in turn will affect future defaults. This issue is softened by the time-varying model specification of the TV-PARX as the time-dependent parameters may allow to capture the feedback effects from past defaults to the covariates. The data set on default counts analyzed by Agosto et al. (2016) consists of the number of bankruptcies among Moody’s rated industrial firms in the US collected at

monthly frequency between the 1982 and 2011, for a total of $T = 360$ observations, from the Moody's Credit Risk Calculator (CRC). The blue line in Figure 5 shows the default count time series. As discussed in Agosto et al. (2016), Figure 5 discloses that default counts is a process characterised by (i) high persistence, (ii) clusters over time, and (iii) overdispersion. These three stylized facts are satisfactorily captured by the PARX model. However, the peak of defaults observed in 2008 (Figure 5) as well as the high increase in bankruptcies around the year 2000, possibly interpretable as structural breaks, may be better captured by the time-varying specification of the TV-PARX model, which can locally allow for explosive roots rather than standard PARX model where the stationary condition must hold. Therefore, we consider the TV-PARX model, described in (3)-(5), with no deterministic components, i.e. $d_t = 0$. For the sake of comparison, in the TV-PARX model specification we include the same covariates considered in the PARX model in Agosto et al. (2016).¹ In particular, we consider $x_t = (RV_t, LI_t)'$, where RV_t is the realized volatility computed as a proxy of the S&P 500 monthly realized volatility using daily squared returns, and LI_t is the Leading Index released by the Federal Reserve. More formally, we consider the following TV-PARX model

$$\begin{aligned}
\log \lambda_{t+1} &= \omega + \beta \log \lambda_t + \alpha_{t+1}(y_t - \lambda_t)\lambda_t^{-1} + \gamma_{1,t+1}RV_t + \gamma_{2,t+1}LI_t \\
\alpha_{t+1} &= \delta_\alpha + \phi_\alpha\alpha_t + \kappa_\alpha(y_t - \lambda_t)\lambda_t^{-1}(y_{t-1} - \lambda_{t-1})\lambda_{t-1}^{-1} \\
\gamma_{1,t+1} &= \delta_{\gamma_1} + \phi_{\gamma_1}\gamma_{1,t} + \kappa_{\gamma_1}(y_t - \lambda_t)\lambda_t^{-1}RV_t \\
\gamma_{2,t+1} &= \delta_{\gamma_2} + \phi_{\gamma_2}\gamma_{2,t} + \kappa_{\gamma_2}(y_t - \lambda_t)\lambda_t^{-1}LI_t.
\end{aligned} \tag{23}$$

We provide an analysis for the full sample 1982-2011 and compare the results for the time-invariant PARX model specification. For comparison purposes, we also fit a time-invariant PARX model where $\phi_\alpha = \kappa_\alpha = \phi_{\gamma_1} = \kappa_{\gamma_1} = \phi_{\gamma_2} = \kappa_{\gamma_2} = 0$ in (23). The maximum likelihood estimates are reported in Table 2. According to the information criteria and the RMSE reported in Table 3, the TV-PARX model provides a better in-sample fit than the PARX model, except for the BIC.² As can be noted from Figure 5, both models capture the actual default counts dynamics well, but the goodness of fit of the TV-PARX model is superior during the periods where the number of defaults is larger, especially around the year 2009. Figure 6 shows the filtered dynamic parameters, α_t and γ_t . From this figure, it can be noted that the estimated time-varying parameters are able to adjust according to the observed default count time series. Interestingly, the time-varying specification allows us to determine the main driver of a specific crisis. In particular, the dynamics of the estimated parameters $\gamma_{1,t}$ and $\gamma_{2,t}$ in

¹Note that, with the specification in logs of the TV-PARX model, we are able to consider the whole time series of LI, and not only the negative values (in modulus to ensure non-negativity) as in Agosto et al. (2016).

²It is interesting to note that our TV-PARX model outperforms the best model specification in Agosto et al. (2016), namely (non-logs) PARX(2,1).

Figure 6 suggests that financial volatility is the main driver of the spike of the defaults in the US during the 2008-09 crisis, while during the early 90s recession the main driver is mainly macroeconomic. Therefore, the time-varying version of the PARX model proposed in (3)-(5) provides a more flexible alternative to the time-invariant counterpart.

6. Conclusion

In this paper, we have developed a novel class of score-driven models for time series of counts, allowing for time-varying parameters and the inclusion of exogenous variables. We have provided conditions for stationarity and ergodicity, as well as asymptotic results for the MLE. Moreover, we have shown the relevance of our modeling approach by focusing on a Monte Carlo simulation study. We have considered two empirical illustrations where we apply our nonlinear time-varying Poisson autoregressive model: the first applies the TV-PARX model with deterministic components to the number of COVID-19 infections in Italy; the second focuses on count time series of corporate defaults in the US by including (time-varying) exogenous covariates in the TV-PARX model specification. For these relevant illustrations, we find that the proposed time-varying framework is capable of improving the in-sample fit. Further issues are left to future research. In particular, in this paper we have specified an univariate TV-PARX model. A multivariate extension could be extremely useful to capture the relationships between different time series of counts (e.g. COVID-19 cases or number of defaults in different countries) and is currently under investigation by the authors. Moreover, the time-varying specification of α_t could be used to construct a new test for the presence of structural breaks for time series of counts.

References

- Agosto, A., Cavaliere, G., Kristensen, D., and Rahbek, A. (2016). Modeling corporate defaults: Poisson autoregressions with exogenous covariates (parx). *Journal of Empirical Finance*, 38:640 – 663.
- Ahmad, A. and Francq, C. (2016). Poisson qmle of count time series models. *Journal of Time Series Analysis*, 37(3):291–314.
- Aknouche, A. and Francq, C. (2021). Count and duration time series with equal conditional stochastic and mean orders. *Econometric Theory*, 37(2):248–280.
- Angelini, G. and De Angelis, L. (2017). Parx model for football match predictions. *Journal of Forecasting*, 36(7):795–807.
- Batista, M. (2020). Estimation of the final size of the covid-19 epidemic. *MedRxiv*.
- Blasques, F., Gorgi, P., and Koopman, S. (2019). Accelerating score-driven time series models. *Journal of Econometrics*, 212(2):359–376.
- Blasques, F., van Brummelen, J., Koopman, S. J., and Lucas, A. (2021). Maximum likelihood estimation for score-driven models. *Journal of Econometrics*. *Forthcoming*.
- Creal, D., Koopman, S. J., and Lucas, A. (2013). Generalized autoregressive score models with applications. *Journal of Applied Econometrics*, 28(5):777–795.
- Davis, R. A., Dunsmuir, W. T., and Streett, S. B. (2003). Observation-driven models for poisson counts. *Biometrika*, 90(4):777–790.
- Davis, R. A., Dunsmuir, W. T. M., and Streett, S. B. (2005). Maximum likelihood estimation for an observation driven model for poisson counts. *Methodology and Computing in Applied Probability*, 7(2):149–159.
- Davis, R. A., Holan, S. H., Lund, R., and Ravishanker, N. (2016). *Handbook of discrete-valued time series*. CRC Press.
- Dong, C., Gao, J., Linton, O., and Peng, B. (2020). On time trend of covid-19: A panel data study. *arXiv preprint arXiv:2006.11060*.
- Fokianos, K., Rahbek, A., and Tjøstheim, D. (2009). Poisson autoregression. *Journal of the American Statistical Association*, 104(488):1430–1439.

- Fokianos, K. and Tjøstheim, D. (2011). Log-linear poisson autoregression. *Journal of Multivariate Analysis*, 102(3):563–578.
- Giordano, G., Blanchini, F., Bruno, R., Colaneri, P., Di Filippo, A., Di Matteo, A., and Colaneri, M. (2020). Modelling the covid-19 epidemic and implementation of population-wide interventions in italy. *Nature medicine*, 26(6):855–860.
- Gorgi, P. (2018). Integer-valued autoregressive models with survival probability driven by a stochastic recurrence equation. *Journal of Time Series Analysis*, 39(2):150–171.
- Gorgi, P. (2020). Beta–negative binomial auto-regressions for modelling integer-valued time series with extreme observations. *Journal of the Royal Statistical Society: Series B (Statistical Methodology)*, 82(5):1325–1347.
- Gourieroux, C., Monfort, A., and Trognon, A. (1984). Pseudo maximum likelihood methods: Theory. *Econometrica*, 52(3):681–700.
- Hall, P. and Heyde, C. (1980). *Martingale Limit Theory and Its Application*. Probability and mathematical statistics. Academic Press, Inc.
- Harvey, A. C. (2013). *Dynamic models for Volatility and Heavy Tails*. Econometric Society Monograph - Cambridge University Press.
- Hethcote, H. W. (2000). The mathematics of infectious diseases. *SIAM review*, 42(4):599–653.
- Khismatullina, M. and Vogt, M. (2020). Nonparametric comparison of epidemic time trends: the case of covid-19. *arXiv preprint arXiv:2007.15931*.
- Koopman, S., Creal, D., and Lucas, A. (2008). A general framework for observation driven time-varying parameter models. WorkingPaper 08-108/4, Tinbergen Instituut (TI).
- Koopman, S. J. and Lit, R. (2019). Forecasting football match results in national league competitions using score-driven time series models. *International Journal of Forecasting*, 35(2):797–809.
- Li, S. and Linton, O. (2021). When will the covid-19 pandemic peak? *Journal of Econometrics*, 220(1):130–157.
- Meyn, S. and Tweedie, R. L. (2009). *Markov Chains and Stochastic Stability*. Cambridge Mathematical Library. Cambridge University Press, 2 edition.

- Palmer, W. R., Davis, R. A., and Zheng, T. (2021). Count-valued time series models for covid-19 daily death dynamics. *Stat*, 10(1):369.
- Rao, R. R. (1962). Relations between weak and uniform convergence of measures with applications. *Ann. Math. Statist.*, 33(2):659–680.
- Straumann, D. (2005). *Estimation in Conditionally Heteroscedastic Time Series Models*, volume 181 of *Lecture Notes in Statistics*. Springer Berlin Heidelberg.
- Straumann, D. and Mikosch, T. (2006). Quasi-maximum-likelihood estimation in conditionally heteroscedastic time series: A stochastic recurrence equations approach. *The Annals of Statistics*, 34(5):2449–2495.
- Wang, C., Liu, H., Yao, J.-F., Davis, R. A., and Li, W. K. (2014). Self-excited threshold poisson autoregression. *Journal of the American Statistical Association*, 109(506):777–787.
- White, H. (1982). Regularity conditions for cox’s test of non-nested hypotheses. *Journal of Econometrics*, 19(2-3):301–318.
- White, H. (1994). *Estimation, Inference and Specification Analysis*. Econometric Society Monographs. Cambridge University Press.
- Wintenberger, O. (2013). Continuous invertibility and stable qml estimation of the egarch(1,1) model. *Scandinavian Journal of Statistics*, 40(4):846–867.
- Wong, W. H. (1986). Theory of Partial Likelihood. *The Annals of Statistics*, 14(1):88 – 123.

	$\gamma = 1$		$\gamma = 1.5$		$\gamma = 2$	
	PARX	TV-PARX	PARX	TV-PARX	PARX	TV-PARX
$T = 250$						
$\delta = 0$	0.0077	0.0086	0.0077	0.0086	0.0077	0.0086
$\delta = 2$	0.4052	0.3686	0.3317	0.2630	0.3358	0.2776
$\delta = 4$	0.6331	0.5928	0.5034	0.3749	0.5002	0.3842
$T = 500$						
$\delta = 0$	0.0033	0.0049	0.0033	0.0049	0.0033	0.0049
$\delta = 2$	0.4097	0.3914	0.3729	0.3477	0.3371	0.3115
$\delta = 4$	0.6324	0.6092	0.5726	0.5359	0.5198	0.4810
$T = 1000$						
$\delta = 0$	0.0026	0.0031	0.0026	0.0031	0.0026	0.0031
$\delta = 2$	0.4245	0.4121	0.3784	0.3644	0.3373	0.3212
$\delta = 4$	0.6529	0.6363	0.5863	0.5626	0.5224	0.4931

Table 1: Root Mean Squared Error (RMSE) where the error is between the true λ_t^0 and the filtered parameter λ_t from TV-PARX and PARX models for different true values of δ and γ .

	SARS-COV-2		Defaults	
	TV-PARX	PARX	TV-PARX	PARX
ω	0.0045 (0.0002)	0.0039 (0.0002)	-0.0227 (0.0323)	0.0219 (0.0056)
β	0.9990 (0.0001)	0.9990 (0.0001)	0.9423 (0.0386)	0.9441 (0.0038)
ψ_1	-0.0514 (0.0197)	-0.0416 (0.0002)	-	-
ψ_2	-0.1310 (0.0071)	-0.1246 (0.0001)	-	-
ψ_3	-0.2767 (0.0004)	-0.2724 (0.0001)	-	-
ψ_4	0.1739 (0.0106)	0.1794 (0.0005)	-	-
ψ_5	0.1578 (0.0065)	0.1602 (0.0002)	-	-
ψ_6	0.1043 (0.0100)	0.1083 (0.0006)	-	-
δ_α	-0.0013 (0.0017)	0.7033 (0.0021)	-0.0012 (0.0061)	0.2369 (0.0021)
ϕ_α	0.9984 (0.0004)	-	0.9946 (0.0227)	-
κ_α	0.5000 (0.0250)	-	0.0157 (0.0798)	-
δ_{γ_1}	-	-	1.1954 (2.6856)	11.8267 (0.1994)
ϕ_{γ_1}	-	-	0.9498 (0.1418)	-
κ_{γ_1}	-	-	917.6204 (273.6449)	-
δ_{γ_2}	-	-	-0.0004 (0.0062)	0.0010 (0.0018)
ϕ_{γ_2}	-	-	0.9766 (0.3673)	-
κ_{γ_2}	-	-	0.0070 (0.0021)	-

Table 2: Estimated parameters, standard errors in brackets.

	COVID-19	Defaults
	TV-PARX – PARX	TV-PARX – PARX
log-likelihood	422.53	15.11
AIC	-841.05	-18.21
HQC	-837.79	-8.94
BIC	-832.78	5.10
RMSE	-14.29	-0.01

Table 3: Difference between the information criteria and the Root Mean Squared Error (RMSE) of the estimated TV-PAR and PAR models for the empirical analysis of the daily number of new COVID-19 cases in Italy and the number of monthly corporate defaults in the US.

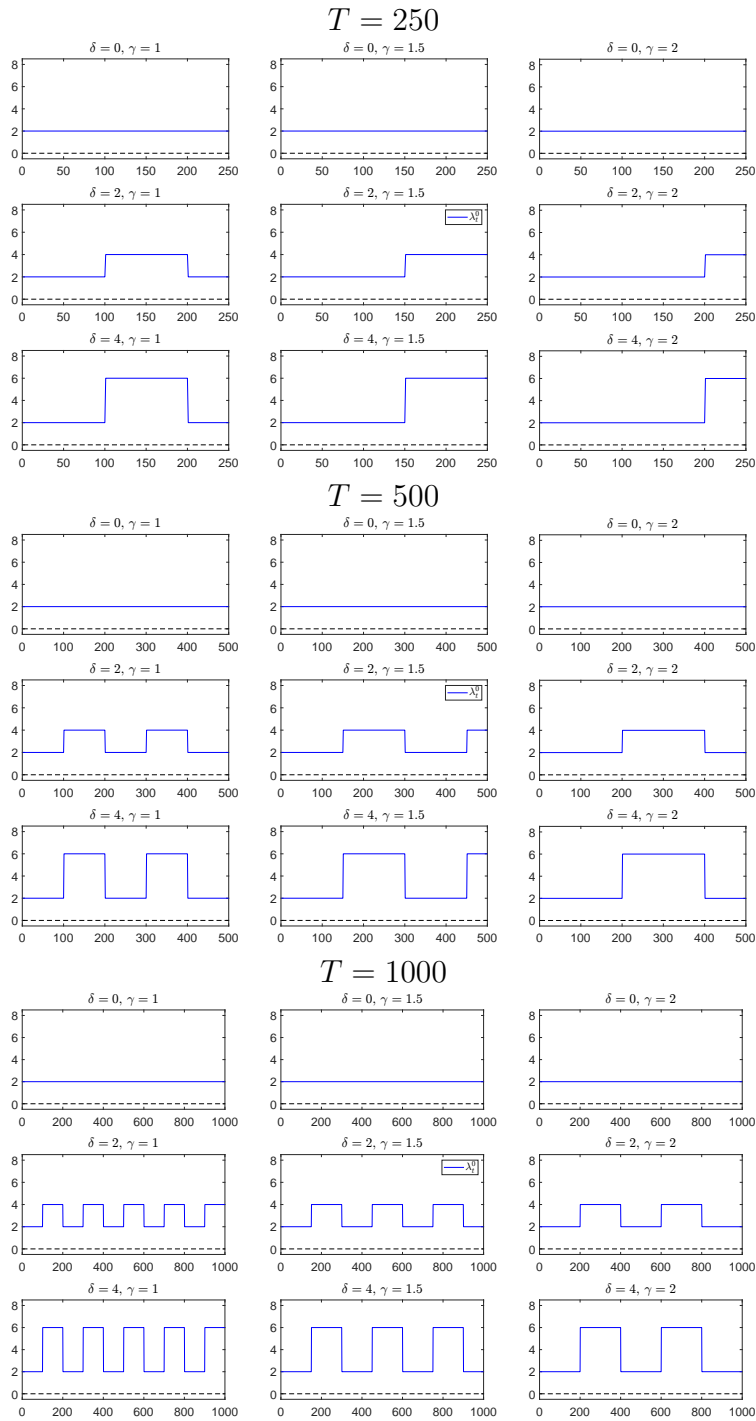


Figure 1: Dynamic of λ_t^0 for $\delta \in \{0, 2, 4\}$ and $\gamma \in \{1, 1.5, 2\}$.

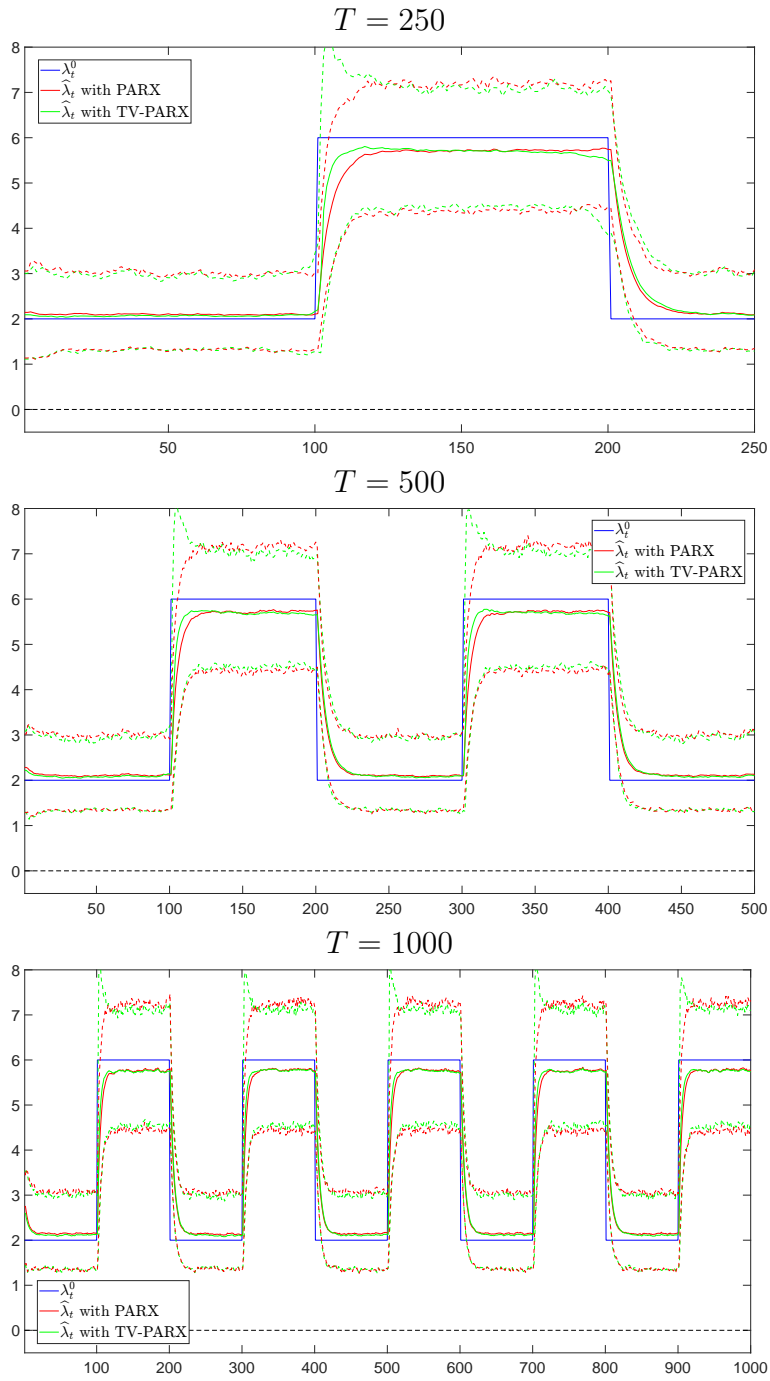


Figure 2: Estimation of λ_t for $\delta = 4$ and $\gamma = 1$ with the 95 % confidence bands obtained with the TV-PARX (in green) and the static PARX (in red).

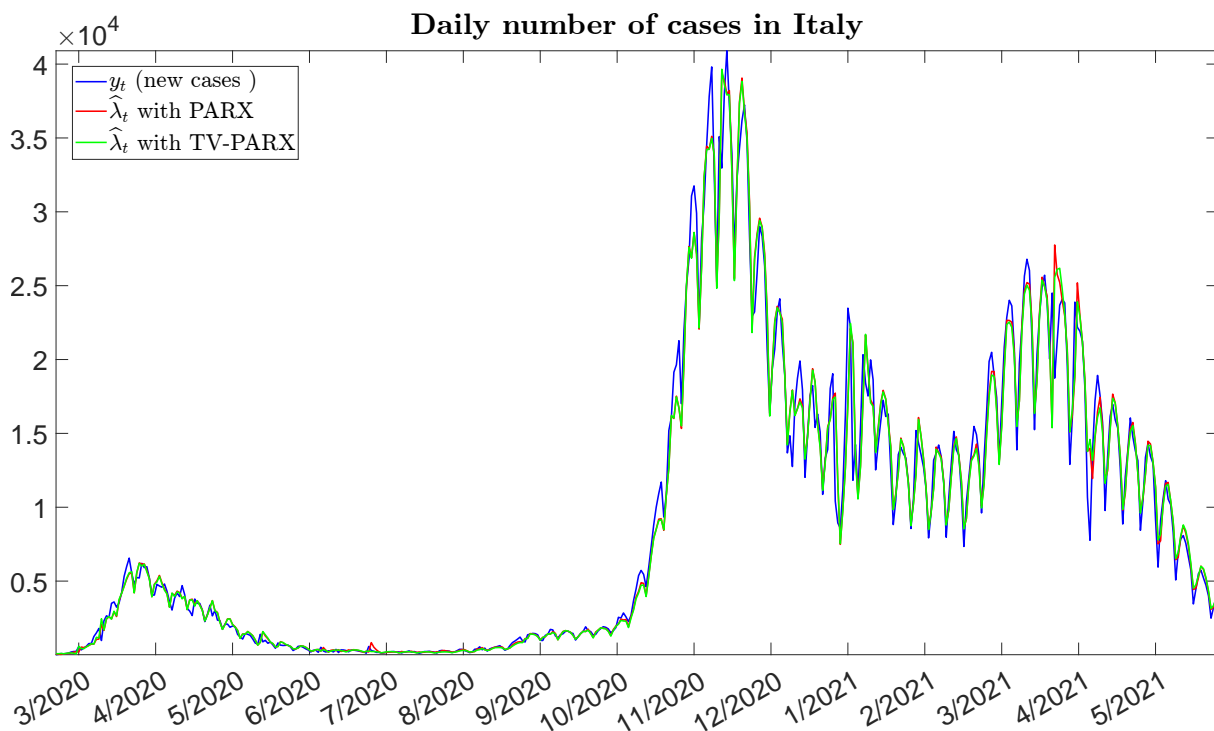


Figure 3: Fitted vs actual daily number of cases of Covid-19 in Italy.

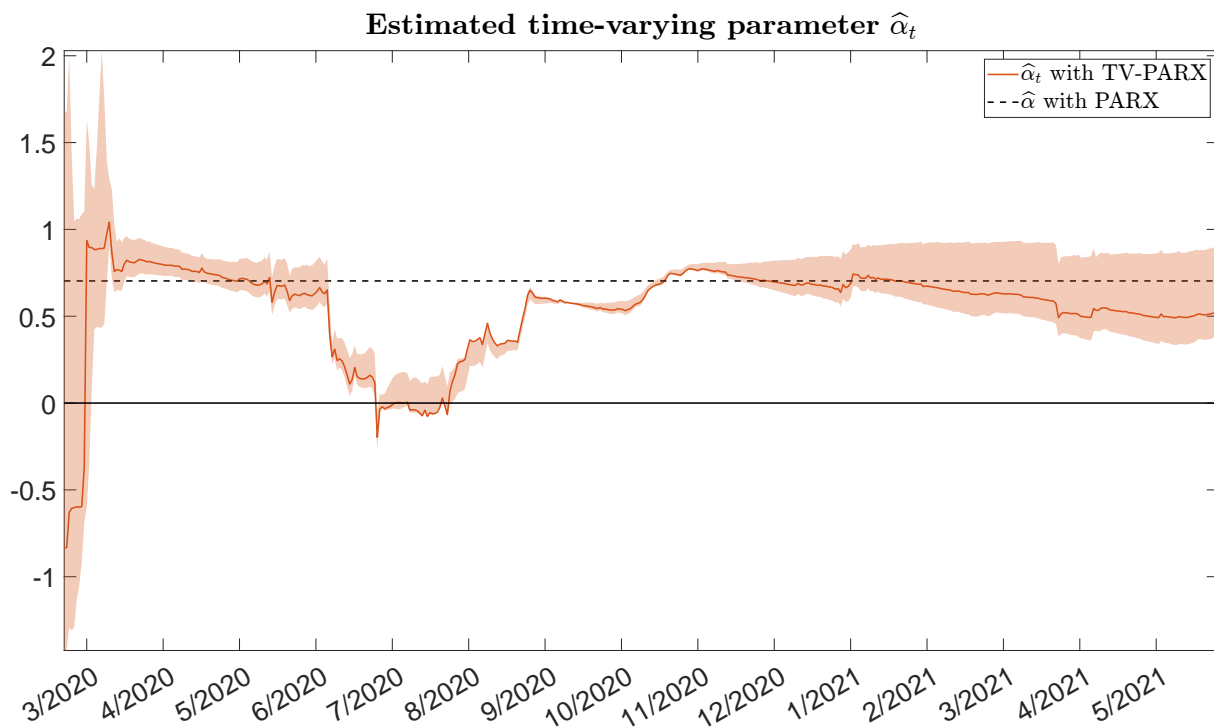


Figure 4: Estimated time-varying parameter α_t in (22) for the daily number of cases of Covid-19 in Italy. Shaded areas are the 95% confidence intervals.

Monthly number of defaults in U.S.

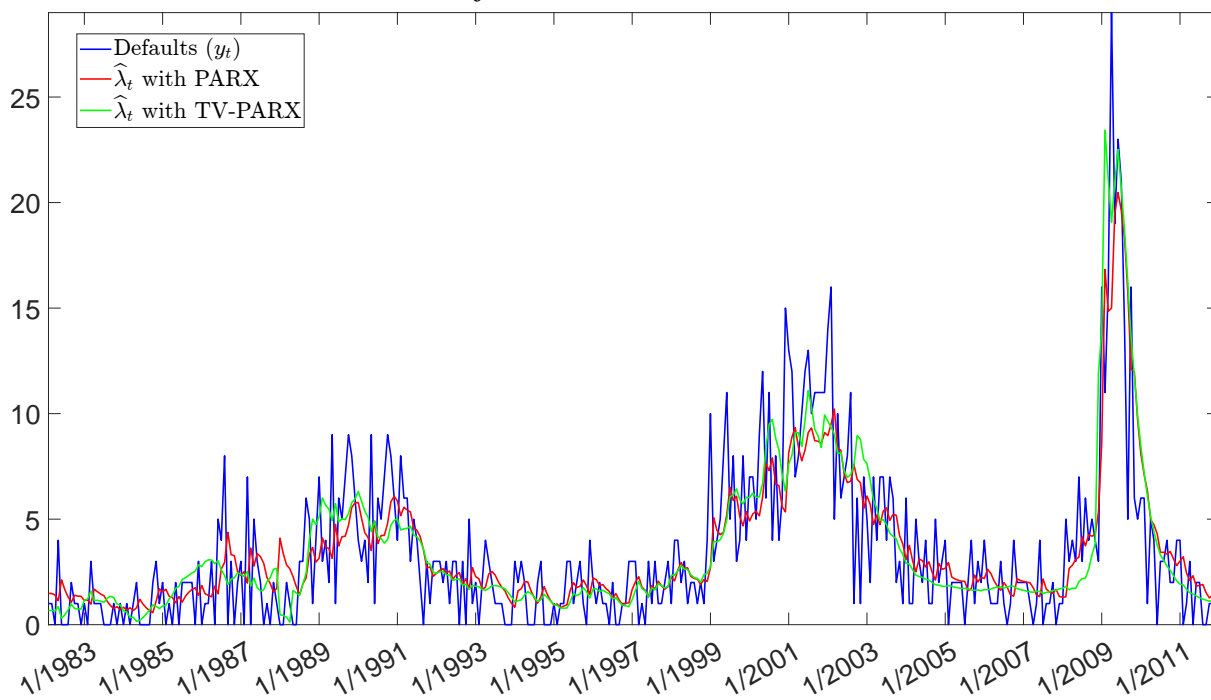


Figure 5: Fitted vs actual monthly number of corporate defaults in US.

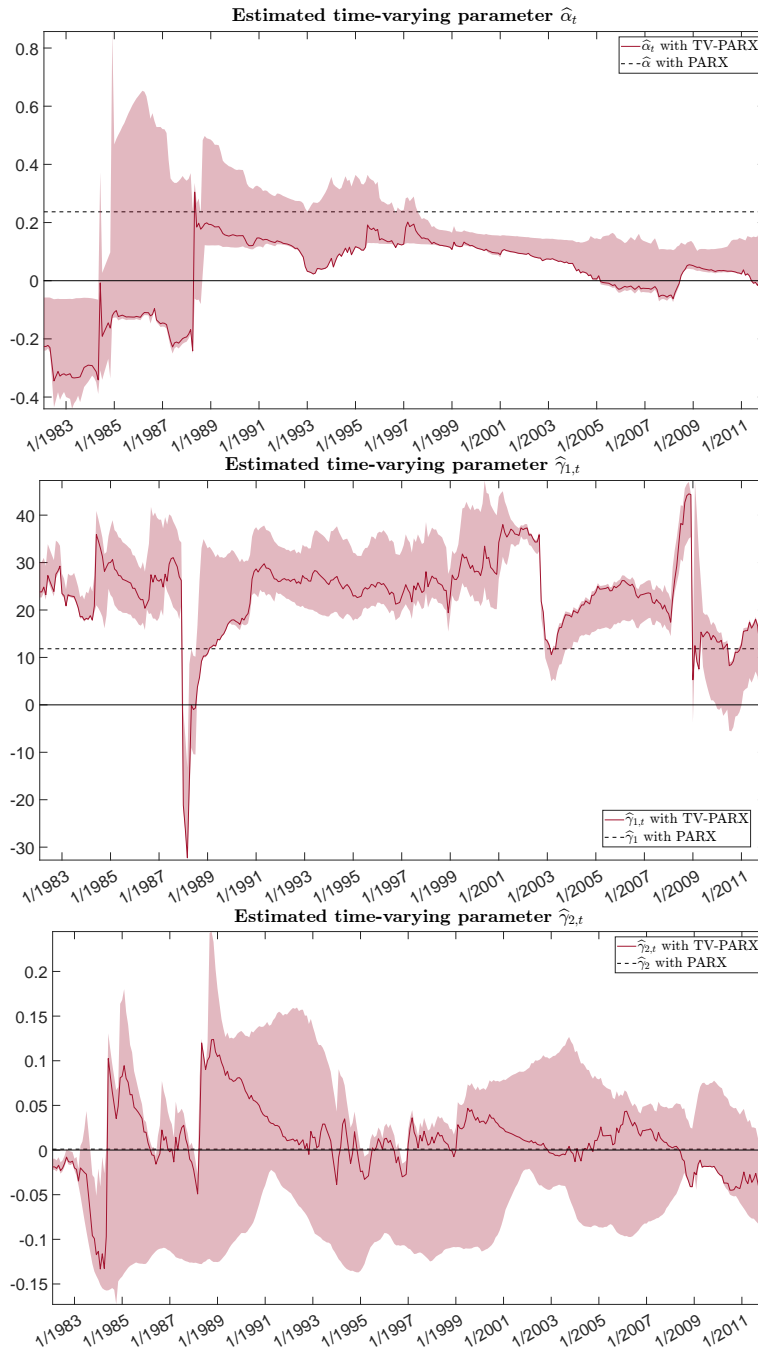


Figure 6: Estimated time-varying parameter α_t , $\gamma_{1,t}$ and $\gamma_{2,t}$ in (23) for the monthly number of corporate defaults in US. Shaded areas are the 95% confidence intervals.

Appendix A. Proofs

Proof of Proposition 1

Following Davis et al. (2003), we define $e_t := (y_t - \lambda_t)\lambda_{t-1}^{-1}$. Under the initial conditions that $e_s = 0$ and $y_s = 0$ for $s \leq 0$, it is shown in Davis et al. (2003) that $\{e_t\}_{t \in \mathbb{Z}}$ is a martingale difference sequence, so that $\mathbb{E}[e_t | \mathcal{F}_{t-1}] = 0$, and $\mathbb{E}[e_t^2] = \mathbb{E}[\lambda_t^{-1}]$. Therefore, as long as $|\phi_\alpha| < 1$, by unfolding the recursion in (4) we obtain that

$$\alpha_{t+1} = \frac{\delta_\alpha}{1 - \phi_\alpha} + \sum_{i=0}^{\infty} \kappa_\alpha \phi_\alpha^i e_{t-i} e_{t-i-1}. \quad (\text{A.1})$$

Thus, it is straightforward to see that $\bar{\alpha} = \mathbb{E}[\alpha_t] = \delta_\alpha / (1 - \phi_\alpha)$. Now, we can focus on the recursion in (6) and to prove stability and geometric ergodicity we use the Meyn-Tweedie's criterion with the test function $V(x) = |x|$, see Meyn and Tweedie (2009), and we substitute α_t with $\bar{\alpha}$ in (6), in order to distinguish four different cases:

(i) $\bar{\alpha} > 0$. We have

$$\mathbb{E}[|\log \lambda_{t+1}| | \log \lambda_t = \log \lambda] = \mathbb{E}[|\omega + \beta \log \lambda + \bar{\alpha}(y_t - \lambda)\lambda^{-1}| | \log \lambda_t = \log \lambda].$$

If $\log \lambda_t = \log \lambda > 0$ and $\log \lambda \rightarrow \infty$, then $\lambda \rightarrow \infty$ and note that $\lim_{\lambda \rightarrow \infty} (y_t - \lambda)\lambda^{-1} = \lim_{\lambda \rightarrow \infty} (N_t(\lambda)/\lambda - 1) = 0$ almost surely, by Lemma A.1 of Wang et al. (2014). Thus

$$\mathbb{E}[|\log \lambda_{t+1}| | \log \lambda_t = \log \lambda] \approx \beta \log \lambda,$$

which implies that the condition $0 < \beta < 1$ ensures that the process $\{\log \lambda_t\}_{t \in \mathbb{Z}}$ is geometrically ergodic. If $\log \lambda_t = \log \lambda < 0$ and $|\log \lambda| \rightarrow \infty$ we take the process in (6) two steps forward and write

$$\log \lambda_{t+1} = \omega + \beta\omega + \beta[\beta \log \lambda_{t-1} + \bar{\alpha}(y_{t-1} - \lambda_{t-1})\lambda_{t-1}^{-1}] + \bar{\alpha}(y_t - \lambda_t)\lambda_t^{-1}. \quad (\text{A.2})$$

Now, the fact that $\log \lambda_t = \log \lambda < 0$ with $|\log \lambda| \rightarrow \infty$ implies that $\lambda_t = \lambda$ becomes very small, so that $(y_t - \lambda)\lambda^{-1} \rightarrow 0$, because y_t is Poisson distributed with intensity λ . Moreover, as $\log \lambda_t = \log \lambda < 0$

$$\log \lambda_t = \omega + \beta \log \lambda_{t-1} + \bar{\alpha}(y_{t-1} - \lambda_{t-1})\lambda_{t-1}^{-1},$$

we also obtain that $\log \lambda_{t-1}$ must be negative. Accordingly, $(y_{t-1} - \lambda_{t-1})\lambda_{t-1}^{-1}$ could be made arbitrarily close to zero by simply choosing $\log \lambda_{t-1}$ negative and small enough. Thus, recalling that $e_{t-1} = (y_{t-1} - \lambda_{t-1})\lambda_{t-1}^{-1}$, the following Taylor expansion is valid

$$e_{t-1} = \log 1 + \frac{1}{e_{t-1} + 1} \Big|_{e_{t-1}=0} e_{t-1} \approx \log(e_{t-1} + 1) \approx \log\left(\frac{\max(y_{t-1}, c)}{\lambda_{t-1}}\right),$$

for some $c \in (0, 1]$. Hence, we may approximate (A.2) with

$$\begin{aligned} \log \lambda_{t+1} &\approx \omega + \beta\omega + \beta^2 \log \lambda_{t-1} + \beta\bar{\alpha} \log \left(\frac{\max(y_{t-1}, c)}{\lambda_{t-1}} \right) \\ &= \omega + \beta\omega + \beta^2 \log \lambda_{t-1} + \beta\bar{\alpha} \log(\max(y_{t-1}, c)) - \beta\bar{\alpha} \log \lambda_{t-1}. \end{aligned} \quad (\text{A.3})$$

In conclusion, for $\log \lambda_{t-1}$ negative and small enough it holds that

$$\mathbb{E}[|\log \lambda_{t+1}| \mid \log \lambda_{t-1} = \log \lambda] \leq K + \beta(\beta + \bar{\alpha})|\log \lambda|,$$

and the condition $\beta(\beta + \bar{\alpha}) < 1$ ensures the geometric ergodicity of the process $\{\log \lambda_t\}_{t \in \mathbb{Z}}$.

(ii) $\bar{\alpha} < 0$. We can easily show that by following similar arguments of (i) for $\log \lambda_t = \log \lambda > 0$ large, then

$$\mathbb{E}[|\log \lambda_{t+1}| \mid \log \lambda_{t-1} = \log \lambda] \approx \beta \log \lambda.$$

On the other hand, if $\log \lambda_t = \log \lambda < 0$, with $|\log \lambda|$ large, then

$$\mathbb{E}[|\log \lambda_{t+1}| \mid \log \lambda_{t-1} = \log \lambda] \approx \beta|\beta + \bar{\alpha}||\log \lambda|.$$

It remains only to show that $\{\lambda_t\}_{t \in \mathbb{Z}}$ is geometrically ergodic with $\mathbb{E}[\lambda_t] < \infty$. Again, we use the Meyn-Tweedie's criterion. We define a new test function $V(x) = e^x$ and follow the same arguments as before, and consider the same four different cases.

For $\log \lambda_t = \log \lambda > 0$ and $\log \lambda$ large, then

$$\mathbb{E}[|\lambda_{t+1}| \mid \log \lambda_t = \log \lambda] \leq \exp\{\beta \log \lambda\} = \exp\{(\beta - 1) \log \lambda\} \exp\{\log \lambda\},$$

which converges since $0 < \beta < 1$. Analogously, for $\log \lambda_t = \log \lambda < 0$ with $|\log \lambda|$ large, then

$$\mathbb{E}[|\lambda_{t+1}| \mid \log \lambda_t = \log \lambda] \leq \exp\{(\beta|\beta + \bar{\alpha}| - 1)|\log \lambda|\} \exp\{|\log \lambda|\},$$

which converges since $0 < \beta|\beta + \bar{\alpha}| < 1$.

Therefore, the conditions stated above, are also sufficient for the geometric ergodicity of $\{\lambda_t\}_{t \in \mathbb{Z}}$ with $\mathbb{E}[\lambda_t] < \infty$.

Proof of Proposition 2

We first show that the stationary and ergodic $\{\alpha_t\}_{t \in \mathbb{Z}}$ has finite k -th moment, $\forall k > 0$. From equation (A.1) in the proof of Proposition 1 we observe that

$$\begin{aligned} \mathbb{E}[|\alpha_{t+1}|^k] &\leq \left| \frac{\delta_\alpha}{1 - \phi_\alpha} \right|^k + \mathbb{E} \left[\left| \sum_{i=0}^{\infty} \kappa_\alpha \phi_\alpha^i e_{t-i} e_{t-i-1} \right|^k \right] \\ &\leq \left| \frac{\delta_\alpha}{1 - \phi_\alpha} \right|^k + \sum_{i=0}^{\infty} |\kappa_\alpha|^k |\phi_\alpha|^{ki} \mathbb{E}[|e_{t-i} e_{t-i-1}|^k]. \end{aligned}$$

Since $|\phi_\alpha| < 1$, it suffices to prove that $\mathbb{E}[|e_t e_{t-1}|^k] < \infty$.

We can then use the law of iterated expectations, in order to show that

$$\mathbb{E}[|e_t e_{t-1}|^k] = \mathbb{E}[|e_t|^k |e_{t-1}|^k] = \mathbb{E}[\mathbb{E}[|e_t|^k |e_{t-1}|^k | \lambda_{t-1} = \lambda]] = \mathbb{E}[|e_t|^k \mathbb{E}[|e_{t-1}|^k | \lambda_{t-1} = \lambda]].$$

Now, from Lemma A.1 of Wang et al. (2014), we know that the process $\{e_t^k\}_{t \in \mathbb{Z}}$ is uniformly integrable for any integer $k \geq 1$. Therefore, $\exists C_1, C_2 > 0$ such that

$$\mathbb{E}[|e_t|^k \mathbb{E}[|e_{t-1}|^k | \lambda_{t-1} = \lambda]] \leq C_1 \mathbb{E}[|e_t|^k] = C_1 \mathbb{E}[\mathbb{E}[|e_t|^k | \lambda_t = \lambda]] \leq C_1 C_2 < \infty.$$

We conclude that $\mathbb{E}[|\alpha_{t+1}|^k] < \infty$. Now we turn our attention to the recursion (6). The existence of the k -th moment for $\{\log \lambda_t\}_{t \in \mathbb{Z}}$ can be proved by following similar arguments of Fokianos et al. (2009). In particular, analogously to the proof of Proposition 2.1 of Fokianos et al. (2009), we define a new test function $V(x) = 1 + x^k$. Then

$$\begin{aligned} \mathbb{E}[V(\log \lambda_{t+1}) | \log \lambda_t = \log \lambda] &= 1 + \mathbb{E}[(\omega + \beta \log \lambda + \alpha_t (y_t - \lambda) \lambda^{-1})^k | \log \lambda_t = \log \lambda] \\ &= 1 + \sum_{i=0}^k \binom{k}{i} (\beta \log \lambda)^{k-i} \mathbb{E}[(\omega + \alpha_{t+1} (y_t - \lambda) \lambda^{-1})^i | \log \lambda_t = \log \lambda]. \end{aligned}$$

Note that, ω do not depend on $\log \lambda$ and hence, it can be neglected as $\log \lambda \rightarrow \infty$. This means that it suffices to verify that $\mathbb{E}[(\alpha_{t+1} (y_t - \lambda) \lambda^{-1})^k | \log \lambda_t = \log \lambda] < \infty$. However, it can be seen that by the Hölder's inequality

$$\mathbb{E}[|\alpha_{t+1} (y_t - \lambda) \lambda^{-1}|^k] \leq \left(\mathbb{E}[|\alpha_{t+1}|^{2k}] \right)^{\frac{1}{2k}} \left(\mathbb{E}[|(y_t - \lambda) \lambda^{-1}|^{2k}] \right)^{\frac{1}{2k}} < \infty,$$

which implies that $\mathbb{E}[(\alpha_{t+1} (y_t - \lambda) \lambda^{-1})^k | \log \lambda_t = \log \lambda] \leq C < \infty$, for some constant $C > 0$ and $\forall k > 0$. Therefore,

$$\mathbb{E}[V(\log \lambda_{t+1}) | \log \lambda_t = \log \lambda] = 1 + \beta^k \log \lambda + \sum_{j=0}^{k-1} C_j (\log \lambda),$$

where $C_j(\log \lambda)$ depends on the coefficients ω , α and β , and, depending on which cases of proof of Proposition 1 we are taking into account, possibly on $\log \lambda$. In particular, from the arguments discussed above it can be seen that for $\log \lambda_t = \log \lambda > 0$ with $\log \lambda \rightarrow \infty$, then $\mathbb{E}[|\log \lambda_{t+1}|^k | \log \lambda_t = \log \lambda] \approx |\beta|^k |\log \lambda|^k$, whereas for $\log \lambda_t = \log \lambda < 0$ with $|\log \lambda| \rightarrow \infty$, then $\mathbb{E}[|\log \lambda_{t+1}|^k | \log \lambda_t = \log \lambda] \approx |\beta|^k |\beta + \bar{\alpha}|^k |\log \lambda|^k$. Therefore, the conditions stated in Proposition 1 are sufficient for the existence of the k -th order moment of $\{\log \lambda_t\}_{t \in \mathbb{Z}}$.

Finally, by slightly modifying the proof of Proposition 2.2 of Fokianos et al. (2009) we obtain that, under the condition of Proposition 1, the chain $\{y_t, \log \lambda_t\}_{t \in \mathbb{Z}}$ is geometrically ergodic with $V(y, \lambda) = 1 + y^k + \log \lambda^k$.

Proof of Proposition 3

To derive the contraction condition stated in Proposition 3 we proceed as follows. We consider the model defined by the filtering equations:

$$\begin{aligned}\log \lambda_{t+1}(\boldsymbol{\theta}) &= \omega + \beta \log \lambda_t(\boldsymbol{\theta}) + \alpha_{t+1}(\boldsymbol{\theta})(y_t \lambda_t^{-1}(\boldsymbol{\theta}) - 1), \\ \alpha_{t+1}(\boldsymbol{\theta}) &= \delta_\alpha + \phi_\alpha \alpha_t(\boldsymbol{\theta}) + \kappa_\alpha (y_t \lambda_t^{-1}(\boldsymbol{\theta}) - 1)(y_{t-1} \lambda_{t-1}^{-1}(\boldsymbol{\theta}) - 1).\end{aligned}$$

First note that by iterating the recursion for $\alpha_{t+1}(\boldsymbol{\theta})$, we obtain

$$\alpha_{t+1}(\boldsymbol{\theta}) = \frac{\delta_\alpha}{1 - \phi_\alpha} + \phi_\alpha^{t-1} \alpha_1(\boldsymbol{\theta}) + \sum_{k=0}^{t-1} \kappa_\alpha \phi_\alpha^k (y_{t-k} \lambda_{t-k}^{-1}(\boldsymbol{\theta}) - 1)(y_{t-k-1} \lambda_{t-k-1}^{-1}(\boldsymbol{\theta}) - 1), \quad (\text{A.4})$$

and so, by applying the Cauchy rule, it is well-known that there exists a stationary, ergodic and non anticipative solution to the stochastic recursion in (A.4) if $0 \leq \phi_\alpha < 1$, which is implied by assumption. Thus,

$$\sup_{\boldsymbol{\theta} \in \Theta} |\hat{\alpha}_{t+1}(\boldsymbol{\theta}) - \alpha_{t+1}(\boldsymbol{\theta})| \leq \sup_{\boldsymbol{\theta} \in \Theta} |\phi_\alpha^{t-1}| \sup_{\boldsymbol{\theta} \in \Theta} |\hat{\alpha}_1(\boldsymbol{\theta}) - \alpha_1(\boldsymbol{\theta})| \xrightarrow{e.a.s.} 0 \quad \text{as } t \rightarrow \infty.$$

Now, note that $\alpha_{t+1}(\boldsymbol{\theta})$ is bounded below by

$$\alpha_{t+1}(\boldsymbol{\theta}) \geq \frac{\delta_\alpha + \kappa_\alpha}{1 - \phi_\alpha}.$$

Therefore

$$\begin{aligned}\log \lambda_{t+1}(\boldsymbol{\theta}) &\geq \omega + \beta \log \lambda_t(\boldsymbol{\theta}) + \frac{\delta_\alpha + \kappa_\alpha}{1 - \phi_\alpha} (y_t \lambda_t^{-1}(\boldsymbol{\theta}) - 1) \\ &\geq \omega + \beta \log \lambda_t(\boldsymbol{\theta}) - \frac{\delta_\alpha + \kappa_\alpha}{1 - \phi_\alpha}.\end{aligned}$$

Since $\omega \in \mathbb{R}$ and $0 \leq \beta < 1$, by recursive substitutions, we obtain that

$$\log \lambda_{t+1}(\boldsymbol{\theta}) \geq \frac{\omega - \frac{\delta_\alpha + \kappa_\alpha}{1 - \phi_\alpha}}{1 - \beta} := \ell. \quad (\text{A.5})$$

Clearly, this implies that

$$\alpha_{t+1}(\boldsymbol{\theta}) \leq \delta_\alpha + \phi_\alpha \alpha_t(\boldsymbol{\theta}) + \kappa_\alpha (y_t e^{-\ell} - 1)(y_{t-1} e^{-\ell} - 1) := \bar{\alpha}_{t+1}(\boldsymbol{\theta}),$$

and hence

$$\lambda_{t+1}(\boldsymbol{\theta}) \leq \exp\{\omega + \beta \log \lambda_t(\boldsymbol{\theta}) + \bar{\alpha}_{t+1}(\boldsymbol{\theta})(y_t e^{-\ell} - 1)\}.$$

The contraction condition is then obtained by noting that

$$\begin{aligned} \left| \frac{\partial \lambda_{t+1}(\boldsymbol{\theta})}{\partial \lambda_t(\boldsymbol{\theta})} \right| &\leq \exp\{\omega + \beta \log \lambda_t(\boldsymbol{\theta}) + \bar{\alpha}_{t+1}(\boldsymbol{\theta})(y_t e^{-\ell} - 1)\} \frac{\beta}{\lambda_t(\boldsymbol{\theta})} \\ &= \exp\{\omega + \bar{\alpha}_{t+1}(\boldsymbol{\theta})(y_t e^{-\ell} - 1)\} \lambda_t^\beta(\boldsymbol{\theta}) \frac{\beta}{\lambda_t(\boldsymbol{\theta})} \\ &= \exp\{\omega + \bar{\alpha}_{t+1}(\boldsymbol{\theta})(y_t e^{-\ell} - 1)\} \frac{\beta}{\lambda_t^{1-\beta}(\boldsymbol{\theta})}. \end{aligned}$$

Since the inequality in (A.5) holds true, it must be that

$$\begin{aligned} \left| \frac{\partial \lambda_{t+1}(\boldsymbol{\theta})}{\partial \lambda_t(\boldsymbol{\theta})} \right| &\leq \exp\{\omega + \bar{\alpha}_{t+1}(\boldsymbol{\theta})(y_t e^{-\ell} - 1)\} \frac{\beta}{e_t^{\ell(1-\beta)}} \\ &= \beta \exp\{\omega + \bar{\alpha}_{t+1}(\boldsymbol{\theta})(y_t e^{-\ell} - 1) - \ell(1-\beta)\}, \end{aligned}$$

which yields the contraction condition stated in the Proposition.

In fact, by the mean value theorem it holds that

$$\sup_{\boldsymbol{\theta} \in \Theta} |\hat{\lambda}_{t+1}(\boldsymbol{\theta}) - \lambda_{t+1}(\boldsymbol{\theta})| \leq \sup_{\boldsymbol{\theta} \in \Theta} \left| \frac{\partial \hat{\lambda}_{t+1}(\boldsymbol{\theta})}{\partial \lambda^*} \right| \sup_{\boldsymbol{\theta} \in \Theta} |\hat{\lambda}_t(\boldsymbol{\theta}) - \lambda_t(\boldsymbol{\theta})|,$$

where $\lambda^* \in (\hat{\lambda}_t(\boldsymbol{\theta}), \lambda_t(\boldsymbol{\theta}))$. The Proposition follows from

$$\mathbb{E} \left[\log \sup_{\boldsymbol{\theta} \in \Theta} \left| \frac{\partial \lambda_{t+1}(\boldsymbol{\theta})}{\partial \lambda_t(\boldsymbol{\theta})} \right| \right] < 0,$$

by application of Proposition 5.2.12 in Straumann (2005). For the application of Proposition 5.2.12 in Straumann (2005), we have also checked that $\mathbb{E}[\log^+ \sup_{\boldsymbol{\theta} \in \Theta} |\lambda_{t+1}(\boldsymbol{\theta}) - \lambda|] < \infty$ for a constant $\lambda > 0$ and

$$\mathbb{E} \left[\log^+ \sup_{\boldsymbol{\theta} \in \Theta} \left| \frac{\partial \lambda_{t+1}(\boldsymbol{\theta})}{\partial \lambda_t(\boldsymbol{\theta})} \right| \right] < \infty.$$

Note that $\mathbb{E}[\log^+ \sup_{\boldsymbol{\theta} \in \Theta} |\frac{\partial \lambda_{t+1}(\boldsymbol{\theta})}{\partial \lambda_t(\boldsymbol{\theta})}|] < \infty$ directly follows from $\mathbb{E}[\log \sup_{\boldsymbol{\theta} \in \Theta} |\frac{\partial \lambda_{t+1}(\boldsymbol{\theta})}{\partial \lambda_t(\boldsymbol{\theta})}|] < 0$. Moreover, we get $\mathbb{E}[\log^+ \sup_{\boldsymbol{\theta} \in \Theta} |\lambda_{t+1}(\boldsymbol{\theta}) - \lambda|] < \infty$ for a constant $\lambda > 0$ by simply noting that y_t has a bounded moment from Proposition 1.

Finally, we address the second part of the Proposition, i.e., the existence of an $m > 0$ such that $\mathbb{E}[\sup_{\boldsymbol{\theta} \in \Theta} |\lambda_t(\boldsymbol{\theta})|^m] < \infty$. However, under the stricter contraction condition in (14), this result follows directly by applying Proposition 3.2 of Blasques et al. (2021), since their condition (iv) follows from our condition (14).

Proof of Lemma 3.1

By the triangle inequality, it holds that

$$\sup_{\boldsymbol{\theta} \in \Theta} |\hat{L}_T(\boldsymbol{\theta}) - L(\boldsymbol{\theta})| \leq \sup_{\boldsymbol{\theta} \in \Theta} |\hat{L}_T(\boldsymbol{\theta}) - L_T(\boldsymbol{\theta})| + \sup_{\boldsymbol{\theta} \in \Theta} |L_T(\boldsymbol{\theta}) - L(\boldsymbol{\theta})|, \quad (\text{A.6})$$

where $L_T(\boldsymbol{\theta}) = \frac{1}{T} \sum_{t=1}^T l_t$ is stationary and ergodic since it is a continuous function of the stationary and ergodic processes $\{\lambda_t(\boldsymbol{\theta})\}_{t \in \mathbb{Z}}$ and $\{\alpha_t(\boldsymbol{\theta})\}_{t \in \mathbb{Z}}$. We begin by showing that the first term in the RHS of (A.6) converges to zero almost surely. By the mean value theorem we have

$$\sup_{\boldsymbol{\theta} \in \Theta} |\hat{L}_T(\boldsymbol{\theta}) - L_T(\boldsymbol{\theta})| \leq \frac{1}{T} \sum_{t=1}^T \sup_{\boldsymbol{\theta} \in \Theta} \left\| \frac{\frac{\partial l_t(\boldsymbol{\theta})}{\partial \lambda_t^*(\boldsymbol{\theta})}}{\frac{\partial l_t(\boldsymbol{\theta})}{\partial \alpha_t^*(\boldsymbol{\theta})}} \right\| \sup_{\boldsymbol{\theta} \in \Theta} \left\| \hat{\lambda}_t(\boldsymbol{\theta}) - \lambda_t(\boldsymbol{\theta}) \right\|,$$

where $\lambda_t^*(\boldsymbol{\theta}) \in (\hat{\lambda}_t(\boldsymbol{\theta}), \lambda_t(\boldsymbol{\theta}))$, $\alpha_t^*(\boldsymbol{\theta}) \in (\hat{\alpha}_t(\boldsymbol{\theta}), \alpha_t(\boldsymbol{\theta}))$ and the partial derivatives are $\frac{\partial l_t(\boldsymbol{\theta})}{\partial \lambda_t^*(\boldsymbol{\theta})} = \frac{y_t}{\lambda_t^*(\boldsymbol{\theta})} - 1$ and $\frac{\partial l_t(\boldsymbol{\theta})}{\partial \alpha_t^*(\boldsymbol{\theta})} = (\frac{y_t}{\lambda_t^*(\boldsymbol{\theta})} - 1)(\frac{y_{t-1}}{\lambda_{t-1}^*(\boldsymbol{\theta})} - 1)$.

Note that, from the inequality (A.5) derived in the proof of Proposition 3 and the compactness of Θ , $\log \lambda_t^*(\boldsymbol{\theta})$ is bounded below by ℓ . Thus $\sup_{\boldsymbol{\theta} \in \Theta} \left| \frac{\partial l_t(\boldsymbol{\theta})}{\partial \lambda_t^*(\boldsymbol{\theta})} \right| \leq |y_t e^{-\ell} - 1|$, which implies that

$$\sup_{\boldsymbol{\theta} \in \Theta} |\hat{L}_T(\boldsymbol{\theta}) - L_T(\boldsymbol{\theta})| \leq \frac{1}{T} \sum_{t=1}^T \left\| \frac{(y_t e^{-\ell} - 1)}{(y_t e^{-\ell} - 1)(y_{t-1} e^{-\ell} - 1)} \right\| \sup_{\boldsymbol{\theta} \in \Theta} \left\| \hat{\lambda}_t(\boldsymbol{\theta}) - \lambda_t(\boldsymbol{\theta}) \right\|. \quad (\text{A.7})$$

From Proposition 3 it is clear that the second term in the RHS of (A.7) converges to zero almost surely and exponentially fast. Therefore, if we can prove that $(y_t e^{-\ell} - 1)(y_{t-1} e^{-\ell} - 1)$ has a bounded log-moment, the desired convergence of the first term in the RHS of (A.6) follows by an application of Lemma 2.5.1 of Straumann (2005). However, the log-moment condition is trivially verified, since by Proposition 1, Lemma 2.5.3 of Straumann (2005) and the Jensen's inequality imply that

$$\mathbb{E}[\log^+ |(y_t e^{-\ell} - 1)(y_{t-1} e^{-\ell} - 1)|] \leq \mathbb{E}[\log^+ |y_t e^{-\ell} - 1|] + \mathbb{E}[\log^+ |y_{t-1} e^{-\ell} - 1|] < c_1 + c_2 < \infty,$$

for any $c_1, c_2 > 0$ because y_t has a bounded moment. Therefore, $\exists K > 0$ such that

$$\sup_{\boldsymbol{\theta} \in \Theta} |\hat{L}_T(\boldsymbol{\theta}) - L_T(\boldsymbol{\theta})| \leq \frac{1}{T} \sum_{t=1}^T K \times \sup_{\boldsymbol{\theta} \in \Theta} \left\| \frac{\hat{\lambda}_t(\boldsymbol{\theta}) - \lambda_t(\boldsymbol{\theta})}{\hat{\alpha}_t(\boldsymbol{\theta}) - \alpha_t(\boldsymbol{\theta})} \right\| \xrightarrow{a.s.} 0 \quad \text{as } T \rightarrow \infty.$$

Next, we study the almost sure convergence of the second term in the RHS of (A.6). This result, could be obtained by applying the uniform law of large number for ergodic sequences of Rao

(1962). In particular, we need to prove that the stationary and ergodic sequence $\{l_t(\boldsymbol{\theta})\}_{t \in \mathbb{Z}}$ has a uniformly bounded moment over the compact parameter space, i.e., $\mathbb{E}[\sup_{\boldsymbol{\theta} \in \Theta} |l_1(\boldsymbol{\theta})|] < \infty$.

Since $\log(x) \leq x - 1 \ \forall x > 0$, we have

$$|\ell_t(\boldsymbol{\theta})| = |y_t \log \lambda_t(\boldsymbol{\theta}) - \lambda_t(\boldsymbol{\theta})| \leq |y_t(\lambda_t(\boldsymbol{\theta}) - 1) - \lambda_t(\boldsymbol{\theta})|,$$

Thus, from the Cauchy-Schwarz inequality we obtain

$$\mathbb{E} \left[\sup_{\boldsymbol{\theta} \in \Theta} |l_t(\boldsymbol{\theta})| \right] \leq \sqrt{\mathbb{E}[y_t^2] \mathbb{E} \left[\sup_{\boldsymbol{\theta} \in \Theta} |\lambda_t^2(\boldsymbol{\theta})| \right]} + \mathbb{E}[y_t] + \mathbb{E} \left[\sup_{\boldsymbol{\theta} \in \Theta} |\lambda_t(\boldsymbol{\theta})| \right] < \infty,$$

since $\mathbb{E}[y_t] < \infty$ and $\mathbb{E}[y_t^2] < \infty$ are ensured by Proposition 2, and $\mathbb{E}[\sup_{\boldsymbol{\theta} \in \Theta} |\lambda_t^2(\boldsymbol{\theta})|] < \infty$ is ensured by Proposition 3. Therefore, by the uniform law of large number of Rao (1962)

$$\sup_{\boldsymbol{\theta} \in \Theta} |\hat{L}_T(\boldsymbol{\theta}) - L(\boldsymbol{\theta})| \xrightarrow{\text{a.s.}} 0 \quad \text{as} \quad T \rightarrow \infty.$$

By collecting the results, we obtain from (A.6)

$$\sup_{\boldsymbol{\theta} \in \Theta} |\hat{L}_T(\boldsymbol{\theta}) - L(\boldsymbol{\theta})| \leq o_p(1) + o_p(1),$$

which concludes the proof.

Proof of Lemma 3.2

Similarly to Wang et al. (2014), we can show that by the law of iterated expectations and the elementary inequality $\log(x) \leq x - 1 \ \forall x > 0$, it holds that

$$\begin{aligned} \mathbb{E}[l_t(\boldsymbol{\theta}) - l_t(\boldsymbol{\theta}_0)] &= \mathbb{E} \left[y_t \log \frac{\lambda_t(\boldsymbol{\theta})}{\lambda_t(\boldsymbol{\theta}_0)} + \lambda_t(\boldsymbol{\theta}) - \lambda_t(\boldsymbol{\theta}_0) \right] \\ &\leq \mathbb{E} \left[\lambda_t(\boldsymbol{\theta}_0) \left(\frac{\lambda_t(\boldsymbol{\theta})}{\lambda_t(\boldsymbol{\theta}_0)} - 1 \right) + \lambda_t(\boldsymbol{\theta}) - \lambda_t(\boldsymbol{\theta}_0) \right] = 0, \end{aligned}$$

if and only if $\lambda_t(\boldsymbol{\theta}) = \lambda_t(\boldsymbol{\theta}_0)$ almost surely. However, the latter equality holds if and only if $\log \lambda_t(\boldsymbol{\theta}) = \log \lambda_t(\boldsymbol{\theta}_0)$ almost surely.

To prove that this cannot be true, assume that $\exists \boldsymbol{\theta} \in \Theta$ such that $\log \lambda_t(\boldsymbol{\theta}) = \log \lambda_t(\boldsymbol{\theta}_0)$, then

$$\log \lambda_t(\boldsymbol{\theta}) - \log \lambda_t(\boldsymbol{\theta}_0) = \omega - \omega_0 + (\beta - \beta_0) \log \lambda_{t-1}(\boldsymbol{\theta}_0) + (\alpha_t(\boldsymbol{\theta}) - \alpha_t(\boldsymbol{\theta}_0)) e_{t-1}, \quad (\text{A.8})$$

almost surely. From equation (A.8) above it can be seen that if $\log \lambda_t(\boldsymbol{\theta}) = \log \lambda_t(\boldsymbol{\theta}_0)$, then it must hold that $\alpha_t(\boldsymbol{\theta}) = \alpha_t(\boldsymbol{\theta}_0)$ almost surely. However, note that

$$\alpha_t(\boldsymbol{\theta}) - \alpha_t(\boldsymbol{\theta}_0) = \delta_\alpha - \delta_{\alpha,0} + (\phi_\alpha - \phi_{\alpha,0})\alpha_t(\boldsymbol{\theta}_0) + (\kappa_\alpha - \kappa_{\alpha,0})e_{t-1}e_{t-2}, \quad (\text{A.9})$$

but the process $\{e_t\}_{t \in \mathbb{Z}}$ forms a martingale difference sequence, and thus, since $\kappa_\alpha \neq 0$ by assumption, it can be seen that if $\alpha_t(\boldsymbol{\theta}) - \alpha_t(\boldsymbol{\theta}_0) = 0$ almost surely, we must have $(\delta_\alpha, \phi_\alpha, \kappa_\alpha) = (\delta_{\alpha,0}, \phi_{\alpha,0}, \kappa_{\alpha,0})$. It is evident now from (A.8) that this result further implies that if $\alpha_t(\boldsymbol{\theta}) - \alpha_t(\boldsymbol{\theta}_0) = 0$ and $\log \lambda_t(\boldsymbol{\theta}) - \log \lambda_t(\boldsymbol{\theta}_0) = 0$ almost surely, it must also hold that $(\omega, \beta) = (\omega_0, \beta_0)$, and hence $\boldsymbol{\theta} = \boldsymbol{\theta}_0$.

Proof of Theorem 3.1

With Lemma 3.1, which yields the uniform convergence of the log-likelihood function, and Lemma 3.2, which shows the identifiability and uniqueness of the maximizers $\boldsymbol{\theta}_0 \in \boldsymbol{\Theta}$, at hand, we directly obtain strong consistency of the MLE $\hat{\boldsymbol{\theta}}_T$ by applying Theorem 3.4 of White (1994).

Proof of Proposition 4

To establish the asymptotic normality of the normalized score function (15) we verify (16) and (18).

First, we note that $\log \lambda_t^{\boldsymbol{\theta}_0}$ is a continuous function of $\{\lambda_t\}_{t \in \mathbb{Z}}$ and $\{\alpha_t\}_{t \in \mathbb{Z}}$, that are strictly stationary and ergodic by Proposition 1. Hence, $\{\log \lambda_t^{\boldsymbol{\theta}_0}\}_{t \in \mathbb{Z}}$ is strictly stationary and ergodic.

Then, to verify conditions (16), we note that

$$\begin{aligned} \sum_{t=1}^T \mathbb{E}[\boldsymbol{\eta}_t \boldsymbol{\eta}_t' | \mathcal{F}_{t-1}] &= \frac{1}{T} \sum_{t=1}^T \mathbb{E}[e_t^2 | \mathcal{F}_{t-1}] \lambda_t^2 (\log \lambda_t^{\boldsymbol{\theta}_0} \log \lambda_t^{\boldsymbol{\theta}'_0}) \\ &= \frac{1}{T} \sum_{t=1}^T \mathbb{E}[\mathbb{E}[e_t^2 | \lambda_t] | \mathcal{F}_{t-1}] \lambda_t^2 (\log \lambda_t^{\boldsymbol{\theta}_0} \log \lambda_t^{\boldsymbol{\theta}'_0}) \\ &= \frac{1}{T} \sum_{t=1}^T \mathbb{E}[\lambda_t^{-1} | \mathcal{F}_{t-1}] \lambda_t^2 (\log \lambda_t^{\boldsymbol{\theta}_0} \log \lambda_t^{\boldsymbol{\theta}'_0}) \\ &= \frac{1}{T} \sum_{t=1}^T \lambda_t (\log \lambda_t^{\boldsymbol{\theta}_0} \log \lambda_t^{\boldsymbol{\theta}'_0}). \end{aligned}$$

Therefore, if $\mathbb{E}[|\lambda_t (\log \lambda_t^{\boldsymbol{\theta}_0} \log \lambda_t^{\boldsymbol{\theta}'_0})|] < \infty$, we can apply the ergodic theorem in order to obtain

$$\lim_{T \rightarrow \infty} \frac{1}{T} \sum_{t=1}^T \lambda_t (\log \lambda_t^{\boldsymbol{\theta}_0} \log \lambda_t^{\boldsymbol{\theta}'_0}) = \mathbb{E}[\lambda_t (\log \lambda_t^{\boldsymbol{\theta}_0} \log \lambda_t^{\boldsymbol{\theta}'_0})],$$

almost surely. Clearly, the bounded moment condition $\mathbb{E}[\|\lambda_t(\log \lambda_t^{\theta_0} \log \lambda_t^{\theta'_0})\|] < \infty$ is automatically satisfied if $\mathbb{E}[\|\lambda_t(\log \lambda_t^{\xi_0} \log \lambda_t^{\xi'_0})\|] < \infty$ and $\mathbb{E}[\|\lambda_t(\alpha_t^{\psi_0} \alpha_t^{\psi'_0})\|] < \infty$, which in turn is implied by verifying that $\mathbb{E}[\|\lambda_t(\log \lambda_t^\omega)^2\|] < \infty$ and $\mathbb{E}[\|\lambda_t(\log \lambda_t^\beta)^2\|] < \infty$, and moreover $\mathbb{E}[\|\lambda_t(\alpha_t^{\delta_\alpha})^2\|] < \infty$, $\mathbb{E}[\|\lambda_t(\alpha_t^{\phi_\alpha})^2\|] < \infty$ and $\mathbb{E}[\|\lambda_t(\alpha_t^{\kappa_\alpha})^2\|] < \infty$.

Let us denote with $\|\cdot\|_2$ the L_2 -norm. By the Minkowsky's inequality, we have

$$\|\lambda_t^{1/2} \log \lambda_t^\omega\|_2 \leq \|\lambda_t^{1/2}\|_2 + \sum_{i=1}^{\infty} \left\| \lambda_t^{1/2} \prod_{j=0}^i A_{t-i-1} \right\|_2.$$

However, note that λ_t has a bounded moment, $\{A_t\}_{t \in \mathbb{Z}}$ is strictly stationary and ergodic, and $\mathbb{E}[|A_t|^2] < 1$ by assumption. Therefore,

$$\|\lambda_t^{1/2} \log \lambda_t^\omega\|_2 \leq c_1 + c_1 \sum_{i=1}^{\infty} \|A_{t-i-1}\|_2^i < \infty.$$

By using similar arguments as before, we obtain

$$\|\lambda_t^{1/2} \log \lambda_t^\beta\|_2 \leq c_1 c_2 + c_1 c_2 \sum_{i=1}^{\infty} \|A_{t-i-1}\|_2^i < \infty.$$

Now, since $0 \leq |\phi_\alpha^2| < 1$ by assumption and, as shown in Proposition 2, $\{e_t e_{t-1}\}_{t \in \mathbb{Z}}$ has k bounded moment for every $k > 0$, we can easily show that

$$\|\lambda_t^{1/2} \alpha_t^\psi\|_2 < \infty.$$

Therefore, the desired moment bound $\mathbb{E}[\|\lambda_t(\log \lambda_t^{\theta_0} \log \lambda_t^{\theta'_0})\|] < \infty$ hold true.

The second required condition in (18) can then be easily using the established moment bound, together with the stationarity and ergodicity of $\{\log \lambda_t\}_{t \in \mathbb{Z}}$, see Davis et al. (2005).

Proof of Theorem 3.2

As done for the log-likelihood function in (7), we first need to study the impact that the initialization of the filters $\hat{\lambda}_1(\boldsymbol{\theta})$ and $\hat{\alpha}_1(\boldsymbol{\theta})$ have on the score function. In particular, we study the convergence of the non-stationary $\hat{\boldsymbol{\eta}}_T(\boldsymbol{\theta}) = \sqrt{T} \frac{\partial \hat{L}_T(\boldsymbol{\theta})}{\partial \boldsymbol{\theta}}$, which is a continuous function of the filters $\{\hat{\lambda}_t(\boldsymbol{\theta})\}_{t \in \mathbb{N}}$ and $\{\hat{\alpha}_t(\boldsymbol{\theta})\}_{t \in \mathbb{N}}$, to its stationary and ergodic counterpart $\bar{\boldsymbol{\eta}}_T(\boldsymbol{\theta}) = \sqrt{T} \frac{\partial L_T(\boldsymbol{\theta})}{\partial \boldsymbol{\theta}}$.

By the triangle inequality, we have

$$\begin{aligned} \sup_{\boldsymbol{\theta} \in \Theta} \|\hat{\boldsymbol{\eta}}_T(\boldsymbol{\theta}) - \bar{\boldsymbol{\eta}}_T(\boldsymbol{\theta})\| &\leq \frac{1}{\sqrt{T}} \sum_{t=1}^T \sup_{\boldsymbol{\theta} \in \Theta} \left\| \frac{\partial \hat{l}_t(\boldsymbol{\theta})}{\partial \hat{\lambda}_t(\boldsymbol{\theta})} \frac{\partial \hat{\lambda}_t(\boldsymbol{\theta})}{\partial \boldsymbol{\theta}} - \frac{\partial l_t(\boldsymbol{\theta})}{\partial \lambda_t(\boldsymbol{\theta})} \frac{\partial \lambda_t(\boldsymbol{\theta})}{\partial \boldsymbol{\theta}} \right\| \\ &\quad + \frac{1}{\sqrt{T}} \sum_{t=1}^T \sup_{\boldsymbol{\theta} \in \Theta} \left\| \frac{\partial \hat{l}_t(\boldsymbol{\theta})}{\partial \hat{\alpha}_t(\boldsymbol{\theta})} \frac{\partial \hat{\alpha}_t(\boldsymbol{\theta})}{\partial \boldsymbol{\theta}} - \frac{\partial l_t(\boldsymbol{\theta})}{\partial \alpha_t(\boldsymbol{\theta})} \frac{\partial \alpha_t(\boldsymbol{\theta})}{\partial \boldsymbol{\theta}} \right\|, \end{aligned} \quad (\text{A.10})$$

almost surely.

Let us consider the first term in the RHS of inequality (A.10). By the mean value theorem, we have

$$\begin{aligned}
\sup_{\boldsymbol{\theta} \in \Theta} \left\| \frac{\partial \hat{l}_t(\boldsymbol{\theta})}{\partial \hat{\lambda}_t(\boldsymbol{\theta})} \frac{\partial \hat{\lambda}_t(\boldsymbol{\theta})}{\partial \boldsymbol{\theta}} - \frac{\partial l_t(\boldsymbol{\theta})}{\partial \lambda_t(\boldsymbol{\theta})} \frac{\partial \lambda_t(\boldsymbol{\theta})}{\partial \boldsymbol{\theta}} \right\| &\leq \sup_{\boldsymbol{\theta} \in \Theta} \left\| \frac{\partial \hat{l}_t(\boldsymbol{\theta})}{\partial \hat{\lambda}_t(\boldsymbol{\theta})} \right\| \sup_{\boldsymbol{\theta} \in \Theta} \left\| \frac{\partial \hat{\lambda}_t(\boldsymbol{\theta})}{\partial \boldsymbol{\theta}} - \frac{\partial \lambda_t(\boldsymbol{\theta})}{\partial \boldsymbol{\theta}} \right\| \\
&\quad + \sup_{\boldsymbol{\theta} \in \Theta} \left\| \frac{\partial \hat{l}_t(\boldsymbol{\theta})}{\partial \hat{\lambda}_t(\boldsymbol{\theta})} - \frac{\partial l_t(\boldsymbol{\theta})}{\partial \lambda_t(\boldsymbol{\theta})} \right\| \sup_{\boldsymbol{\theta} \in \Theta} \left\| \frac{\partial \lambda_t(\boldsymbol{\theta})}{\partial \boldsymbol{\theta}} \right\| \\
&\leq \sup_{\boldsymbol{\theta} \in \Theta} \left\| \frac{\partial \hat{l}_t(\boldsymbol{\theta})}{\partial \hat{\lambda}_t(\boldsymbol{\theta})} \right\| \sup_{\boldsymbol{\theta} \in \Theta} \left\| \frac{\partial \hat{\lambda}_t(\boldsymbol{\theta})}{\partial \boldsymbol{\theta}} - \frac{\partial \lambda_t(\boldsymbol{\theta})}{\partial \boldsymbol{\theta}} \right\| \\
&\quad + \sup_{\boldsymbol{\theta} \in \Theta} \left\| \frac{\partial^2 \hat{l}_t(\boldsymbol{\theta})}{\partial \lambda^*} \right\| \sup_{\boldsymbol{\theta} \in \Theta} \left\| \frac{\partial \lambda_t(\boldsymbol{\theta})}{\partial \boldsymbol{\theta}} \right\| \sup_{\boldsymbol{\theta} \in \Theta} \|\hat{\lambda}_t(\boldsymbol{\theta}) - \lambda_t(\boldsymbol{\theta})\|,
\end{aligned}$$

where $\lambda^* \in (\hat{\lambda}_t(\boldsymbol{\theta}), \lambda_t(\boldsymbol{\theta}))$. As noted in the proof of Lemma 3.1, it is clearly seen that $\mathbb{E} \left[\sup_{\boldsymbol{\theta} \in \Theta} \left\| \frac{\partial \hat{l}_t(\boldsymbol{\theta})}{\partial \hat{\lambda}_t(\boldsymbol{\theta})} \right\| \right] < \infty$ and $\mathbb{E} \left[\sup_{\boldsymbol{\theta} \in \Theta} \left\| \frac{\partial^2 \hat{l}_t(\boldsymbol{\theta})}{\partial^2 \hat{\lambda}_t(\boldsymbol{\theta})} \right\| \right] < \infty$. Thus, the results implied by Proposition 3 and Lemma A.1, together with Lemma 2.5.2 of Straumann (2005), we obtain that

$$\sup_{\boldsymbol{\theta} \in \Theta} \left\| \frac{\partial \hat{l}_t(\boldsymbol{\theta})}{\partial \hat{\lambda}_t(\boldsymbol{\theta})} \frac{\partial \hat{\lambda}_t(\boldsymbol{\theta})}{\partial \boldsymbol{\theta}} - \frac{\partial l_t(\boldsymbol{\theta})}{\partial \lambda_t(\boldsymbol{\theta})} \frac{\partial \lambda_t(\boldsymbol{\theta})}{\partial \boldsymbol{\theta}} \right\| \xrightarrow{a.s.} 0 \quad \text{as } t \rightarrow \infty.$$

By using similar arguments, it is also straightforward to see that the same result hold true for the second term in the RHS of inequality (A.10), hence

$$\sup_{\boldsymbol{\theta} \in \Theta} \left\| \frac{\partial \hat{l}_t(\boldsymbol{\theta})}{\partial \hat{\alpha}_t(\boldsymbol{\theta})} \frac{\partial \hat{\alpha}_t(\boldsymbol{\theta})}{\partial \boldsymbol{\theta}} - \frac{\partial l_t(\boldsymbol{\theta})}{\partial \alpha_t(\boldsymbol{\theta})} \frac{\partial \alpha_t(\boldsymbol{\theta})}{\partial \boldsymbol{\theta}} \right\| \xrightarrow{a.s.} 0 \quad \text{as } t \rightarrow \infty.$$

Putting all together, we thus conclude that the normalized score function satisfies

$$\sup_{\boldsymbol{\theta} \in \Theta} \|\hat{\boldsymbol{\eta}}_T(\boldsymbol{\theta}) - \bar{\boldsymbol{\eta}}_T(\boldsymbol{\theta})\| \leq o_p(1).$$

Now, having proved the convergence of the normalized score function, for T large enough, we have

$$\mathbf{0} = \hat{\boldsymbol{\eta}}_T(\hat{\boldsymbol{\theta}}_T) = \bar{\boldsymbol{\eta}}_T(\hat{\boldsymbol{\theta}}_T) + o_p(1) = \bar{\boldsymbol{\eta}}_T(\boldsymbol{\theta}_0) - \mathbf{J}_T^* \sqrt{T}(\hat{\boldsymbol{\theta}}_T - \boldsymbol{\theta}_0), \quad (\text{A.11})$$

where

$$\mathbf{J}_T^* = -\frac{\partial^2 L_T(\boldsymbol{\theta}^*)}{\partial \boldsymbol{\theta} \partial \boldsymbol{\theta}'} = -\frac{1}{T} \sum_{t=1}^T \frac{\partial^2 l_t(\boldsymbol{\theta}^*)}{\partial \boldsymbol{\theta} \partial \boldsymbol{\theta}'},$$

for some $\boldsymbol{\theta}^* \in (\hat{\boldsymbol{\theta}}_T, \boldsymbol{\theta}_0)$. Note that, from Proposition 4, $\bar{\boldsymbol{\eta}}_T(\boldsymbol{\theta}_0) \Rightarrow \mathcal{N}(\mathbf{0}, \mathbf{V})$ as $T \rightarrow \infty$. Therefore, it only remains to show that $\mathbf{J}_T^* \xrightarrow{a.s.} \mathbf{J}$ as $T \rightarrow \infty$.

However, by combining the strong consistency of the MLE together with Lemma A.3, and the uniform law of large numbers for stationary and ergodic processes of Rao (1962), we note that since $\hat{\boldsymbol{\theta}}_T \xrightarrow{a.s.} \boldsymbol{\theta}_0$ as $T \rightarrow \infty$, it must hold that $\hat{\boldsymbol{\theta}}_T \in V(\boldsymbol{\theta}_0)$ almost surely, where $V(\boldsymbol{\theta}_0)$ denotes a neighborhood of $\boldsymbol{\theta}_0$. Then, we obtain that $\hat{\mathbf{J}}_T = -\frac{\partial^2 L_T(\hat{\boldsymbol{\theta}}_T)}{\partial \boldsymbol{\theta} \partial \boldsymbol{\theta}'} \xrightarrow{a.s.} \mathbf{J}$. Moreover, note also that when the model is correct it holds that $\mathbf{V} = \mathbf{J}$, which follows by standard arguments since $l(\boldsymbol{\theta}_0)$ is the true conditional probability mass function of the Poisson distribution.

Finally, we get that $\mathbf{J}_T^* \xrightarrow{a.s.} \mathbf{J}$ and the conclusion now simply follows by combining the expansion in equation (A.11) together with the results obtained in Proposition 4.

Lemma A.1. *Let the assumptions of Proposition 4 hold, then*

$$\sup_{\boldsymbol{\theta} \in \Theta} \left\| \frac{\partial \hat{\lambda}_t(\boldsymbol{\theta})}{\partial \boldsymbol{\theta}} - \frac{\partial \lambda_t(\boldsymbol{\theta})}{\partial \boldsymbol{\theta}} \right\| \xrightarrow{e.a.s.} 0 \quad \text{as } t \rightarrow \infty,$$

where $\frac{\partial \lambda_t(\boldsymbol{\theta})}{\partial \boldsymbol{\theta}}$ is the stationary and ergodic derivative process of $\lambda_t(\boldsymbol{\theta})$, which satisfies $\mathbb{E} \left[\sup_{\boldsymbol{\theta} \in \Theta} \left\| \frac{\partial \lambda_t(\boldsymbol{\theta})}{\partial \boldsymbol{\theta}} \right\|^2 \right] < \infty$.

Proof. Since $\boldsymbol{\theta} = (\boldsymbol{\xi}', \boldsymbol{\psi}')$, we define the derivative processes evaluated at some $\boldsymbol{\theta} \in \Theta$ as $\log \lambda_t^{\boldsymbol{\theta}}(\boldsymbol{\theta}) = (\log \lambda_t^{\boldsymbol{\xi}'}(\boldsymbol{\theta}), \log \lambda_t^{\boldsymbol{\psi}'}(\boldsymbol{\theta}))'$, where

$$\log \lambda_t^{\boldsymbol{\xi}}(\boldsymbol{\theta}) = \begin{bmatrix} \frac{\partial \log \lambda_t(\boldsymbol{\theta})}{\partial \omega} \\ \frac{\partial \log \lambda_t(\boldsymbol{\theta})}{\partial \beta} \end{bmatrix} := \begin{bmatrix} \log \lambda_t^{\omega}(\boldsymbol{\theta}) \\ \log \lambda_t^{\beta}(\boldsymbol{\theta}) \end{bmatrix} = \begin{bmatrix} 1 + A_{t-1}(\boldsymbol{\theta}) \log \lambda_{t-1}^{\omega}(\boldsymbol{\theta}) \\ \log \lambda_{t-1}(\boldsymbol{\theta}) + A_{t-1}(\boldsymbol{\theta}) \log \lambda_{t-1}^{\beta}(\boldsymbol{\theta}) \end{bmatrix},$$

with

$$A_t(\boldsymbol{\theta}) = \left[\beta - \alpha_t(\boldsymbol{\theta}) y_t \lambda_t^{-1}(\boldsymbol{\theta}) + (y_t - \lambda_t(\boldsymbol{\theta})) \frac{\partial \alpha_t(\boldsymbol{\theta})}{\partial \lambda_t(\boldsymbol{\theta})} \right] \lambda_t(\boldsymbol{\theta}).$$

Moreover, $\log \lambda_t^{\boldsymbol{\psi}}(\boldsymbol{\theta}) = \alpha_t^{\boldsymbol{\psi}}(\boldsymbol{\theta}) (y_t - \lambda_t(\boldsymbol{\theta})) \lambda_t^{-1}(\boldsymbol{\theta})$, where

$$\begin{aligned} \alpha_t^{\boldsymbol{\psi}}(\boldsymbol{\theta}) &= \begin{bmatrix} \frac{\partial \alpha_t(\boldsymbol{\theta})}{\partial \delta_{\alpha}} \\ \frac{\partial \alpha_t(\boldsymbol{\theta})}{\partial \phi_{\alpha}} \\ \frac{\partial \alpha_t(\boldsymbol{\theta})}{\partial \kappa_{\alpha}} \end{bmatrix} \\ &:= \begin{bmatrix} \alpha_t^{\delta_{\alpha}}(\boldsymbol{\theta}) \\ \alpha_t^{\phi_{\alpha}}(\boldsymbol{\theta}) \\ \alpha_t^{\kappa_{\alpha}}(\boldsymbol{\theta}) \end{bmatrix} = \begin{bmatrix} 1 + \phi_{\alpha} \alpha_{t-1}^{\delta_{\alpha}}(\boldsymbol{\theta}) \\ \alpha_{t-1}(\boldsymbol{\theta}) + \phi_{\alpha} \alpha_{t-1}^{\phi_{\alpha}}(\boldsymbol{\theta}) \\ (y_{t-1} - \lambda_{t-1}(\boldsymbol{\theta})) \lambda_{t-1}^{-1}(\boldsymbol{\theta}) (y_{t-2} - \lambda_{t-2}(\boldsymbol{\theta})) \lambda_{t-2}^{-1}(\boldsymbol{\theta}) + \phi_{\alpha} \alpha_{t-1}^{\kappa_{\alpha}}(\boldsymbol{\theta}) \end{bmatrix}. \end{aligned}$$

To verify the uniform convergence $\sup_{\boldsymbol{\theta} \in \Theta} \left\| \frac{\partial \hat{\lambda}_t(\boldsymbol{\theta})}{\partial \boldsymbol{\theta}} - \frac{\partial \lambda_t(\boldsymbol{\theta})}{\partial \boldsymbol{\theta}} \right\| \xrightarrow{e.a.s.} 0$ we first check the condition in Theorem 2.6.4. Straumann (2005), which is equivalent in only proving that $\sup_{\boldsymbol{\theta} \in \Theta} \|\hat{A}_t(\boldsymbol{\theta}) - A_t(\boldsymbol{\theta})\| \xrightarrow{e.a.s.} 0$, where $\hat{A}_t(\boldsymbol{\theta})$ and $A_t(\boldsymbol{\theta})$ are continuous function of $\hat{\lambda}_t(\boldsymbol{\theta})$ and $\lambda_t(\boldsymbol{\theta})$ (and so of $\hat{\alpha}_t(\boldsymbol{\theta})$ and $\alpha_t(\boldsymbol{\theta})$), respectively, since the uniform convergence of $\log \hat{\lambda}_t(\boldsymbol{\theta})$, $\hat{\lambda}_t(\boldsymbol{\theta})$, $\hat{\lambda}_t^{-1}(\boldsymbol{\theta})$ and $\hat{\alpha}_t(\boldsymbol{\theta})$ are ensured by Proposition 3.

However, from the results of Propositions 1 and 2, and by an application of the mean value theorem, it is immediate to note that $\exists K > 0$ such that

$$\sup_{\boldsymbol{\theta} \in \Theta} \|\hat{A}_t(\boldsymbol{\theta}) - A_t(\boldsymbol{\theta})\| \leq K \times \sup_{\boldsymbol{\theta} \in \Theta} \|\hat{\lambda}_t(\boldsymbol{\theta}) - \lambda_t(\boldsymbol{\theta})\| \xrightarrow{e.a.s.} 0.$$

The desired uniform convergence of the derivative process $\frac{\partial \hat{\lambda}_t(\boldsymbol{\theta})}{\partial \boldsymbol{\theta}}$ is then a clear consequence of Lemma 2.5.4 of Straumann (2005).

Finally, the second moment bound $\mathbb{E} \left[\sup_{\boldsymbol{\theta} \in \Theta} \left\| \frac{\partial \lambda_t(\boldsymbol{\theta})}{\partial \boldsymbol{\theta}} \right\|^2 \right] < 1$ follows directly since $\mathbb{E}[\sup_{\boldsymbol{\theta} \in \Theta} |A_t(\boldsymbol{\theta})|^2] < \infty$ holds by assumption together with $\mathbb{E}[\sup_{\boldsymbol{\theta} \in \Theta} |\lambda_t(\boldsymbol{\theta})|^m] < \infty$ by Proposition 3 and $\mathbb{E}[y_t^2] < \infty$ by Proposition 2. \square

Lemma A.2. *Let the assumptions of Proposition 4 hold, then*

$$\sup_{\boldsymbol{\theta} \in \Theta} \left\| \frac{\partial^2 \hat{\lambda}_t(\boldsymbol{\theta})}{\partial \boldsymbol{\theta} \partial \boldsymbol{\theta}'} - \frac{\partial^2 \lambda_t(\boldsymbol{\theta})}{\partial \boldsymbol{\theta} \partial \boldsymbol{\theta}'} \right\| \xrightarrow{e.a.s.} 0 \quad \text{as } t \rightarrow \infty,$$

where $\frac{\partial^2 \lambda_t(\boldsymbol{\theta})}{\partial \boldsymbol{\theta} \partial \boldsymbol{\theta}'}$ is the stationary and ergodic second derivative process of $\lambda_t(\boldsymbol{\theta})$, which satisfies $\mathbb{E} \left[\sup_{\boldsymbol{\theta} \in \Theta} \left\| \frac{\partial^2 \lambda_t(\boldsymbol{\theta})}{\partial \boldsymbol{\theta} \partial \boldsymbol{\theta}'} \right\| \right] < \infty$.

Proof. Using the same notation of Lemma A.1, the second derivative processes evaluated at some $\boldsymbol{\theta} \in \Theta$ as $\text{vech} \log \lambda_t^{\boldsymbol{\theta}\boldsymbol{\theta}}(\boldsymbol{\theta}) = (\text{vech} \lambda_t^{\boldsymbol{\xi}\boldsymbol{\xi}}(\boldsymbol{\theta}), \text{vec} \lambda_t^{\boldsymbol{\xi}\boldsymbol{\psi}}(\boldsymbol{\theta}), \text{vech} \lambda_t^{\boldsymbol{\psi}\boldsymbol{\psi}}(\boldsymbol{\theta}))'$, where

$$\begin{aligned} \text{vech} \log \lambda_t^{\boldsymbol{\xi}\boldsymbol{\xi}}(\boldsymbol{\theta}) &= \text{vech} \begin{bmatrix} \frac{\partial^2 \log \lambda_t(\boldsymbol{\theta})}{\partial \omega^2} & \frac{\partial \log \lambda_t(\boldsymbol{\theta})}{\partial \omega \partial \beta} \\ \cdot & \frac{\partial^2 \log \lambda_t(\boldsymbol{\theta})}{\partial \beta^2} \end{bmatrix} \\ &:= \begin{bmatrix} \log \lambda_t^{\omega\omega}(\boldsymbol{\theta}) \\ \log \lambda_t^{\omega\beta}(\boldsymbol{\theta}) \\ \log \lambda_t^{\beta\beta}(\boldsymbol{\theta}) \end{bmatrix} = \begin{bmatrix} B_{t-1}(\boldsymbol{\theta})(\log \lambda_{t-1}^{\omega}(\boldsymbol{\theta}))^2 + A_{t-1}(\boldsymbol{\theta}) \log \lambda_{t-1}^{\omega\omega}(\boldsymbol{\theta}) \\ B_{t-1}(\boldsymbol{\theta}) \log \lambda_{t-1}^{\omega}(\boldsymbol{\theta}) \log \lambda_{t-1}^{\beta}(\boldsymbol{\theta}) + \log \lambda_{t-1}^{\beta}(\boldsymbol{\theta}) + A_{t-1}(\boldsymbol{\theta}) \log \lambda_{t-1}^{\omega\beta}(\boldsymbol{\theta}) \\ B_{t-1}(\boldsymbol{\theta})(\log \lambda_{t-1}^{\beta}(\boldsymbol{\theta}))^2 + 2 \log \lambda_{t-1}^{\beta}(\boldsymbol{\theta}) + A_{t-1}(\boldsymbol{\theta}) \log \lambda_{t-1}^{\beta\beta}(\boldsymbol{\theta}) \end{bmatrix}, \end{aligned}$$

with $A_t(\boldsymbol{\theta})$ as defined in Lemma A.1 and

$$\begin{aligned} B_t(\boldsymbol{\theta}) &= \left\{ \left[\alpha_t(\boldsymbol{\theta}) y_t \lambda_t^{-2}(\boldsymbol{\theta}) - \frac{\partial \alpha_t(\boldsymbol{\theta})}{\partial \lambda_t(\boldsymbol{\theta})} + (y_t - \lambda_t(\boldsymbol{\theta})) \frac{\partial^2 \alpha_t(\boldsymbol{\theta})}{\partial \lambda_t^2(\boldsymbol{\theta})} \right] \lambda_t(\boldsymbol{\theta}) \right. \\ &\quad \left. + \left[\beta - \alpha_t(\boldsymbol{\theta}) y_t \lambda_t^{-1}(\boldsymbol{\theta}) + (y_t - \lambda_t(\boldsymbol{\theta})) \frac{\partial \alpha_t(\boldsymbol{\theta})}{\partial \lambda_t(\boldsymbol{\theta})} \right] \right\} \lambda_t(\boldsymbol{\theta}). \end{aligned}$$

Now,

$$\begin{aligned} \text{vec log } \lambda_t^{\xi\psi}(\boldsymbol{\theta}) &= \text{vec} \begin{bmatrix} \frac{\partial^2 \log \lambda_t(\boldsymbol{\theta})}{\partial \omega \partial \delta_\alpha} & \frac{\partial^2 \log \lambda_t(\boldsymbol{\theta})}{\partial \omega \partial \phi_\alpha} & \frac{\partial^2 \log \lambda_t(\boldsymbol{\theta})}{\partial \omega \partial \kappa_\alpha} \\ \frac{\partial^2 \log \lambda_t(\boldsymbol{\theta})}{\partial \beta \partial \delta_\alpha} & \frac{\partial^2 \log \lambda_t(\boldsymbol{\theta})}{\partial \beta \partial \phi_\alpha} & \frac{\partial^2 \log \lambda_t(\boldsymbol{\theta})}{\partial \beta \partial \kappa_\alpha} \end{bmatrix} := \begin{bmatrix} \log \lambda_t^{\omega \delta_\alpha}(\boldsymbol{\theta}) \\ \log \lambda_t^{\omega \phi_\alpha}(\boldsymbol{\theta}) \\ \log \lambda_t^{\omega \kappa_\alpha}(\boldsymbol{\theta}) \\ \log \lambda_t^{\beta \delta_\alpha}(\boldsymbol{\theta}) \\ \log \lambda_t^{\beta \phi_\alpha}(\boldsymbol{\theta}) \\ \log \lambda_t^{\beta \kappa_\alpha}(\boldsymbol{\theta}) \end{bmatrix} \\ &= \begin{bmatrix} C_{t-1}(\boldsymbol{\theta}) \alpha_{t-1}^{\delta_\alpha}(\boldsymbol{\theta}) \log \lambda_{t-1}^\omega(\boldsymbol{\theta}) + A_{t-1}(\boldsymbol{\theta}) \log \lambda_{t-1}^{\omega \delta_\alpha}(\boldsymbol{\theta}) \\ C_{t-1}(\boldsymbol{\theta}) \alpha_{t-1}^{\phi_\alpha}(\boldsymbol{\theta}) \log \lambda_{t-1}^\omega(\boldsymbol{\theta}) + A_{t-1}(\boldsymbol{\theta}) \log \lambda_{t-1}^{\omega \phi_\alpha}(\boldsymbol{\theta}) \\ C_{t-1}(\boldsymbol{\theta}) \alpha_{t-1}^{\kappa_\alpha}(\boldsymbol{\theta}) \log \lambda_{t-1}^\omega(\boldsymbol{\theta}) + A_{t-1}(\boldsymbol{\theta}) \log \lambda_{t-1}^{\omega \kappa_\alpha}(\boldsymbol{\theta}) \\ \alpha_{t-1}^{\delta_\alpha}(\boldsymbol{\theta}) (y_{t-1} - \lambda_{t-1}(\boldsymbol{\theta})) \lambda_{t-1}^{-1}(\boldsymbol{\theta}) + C_{t-1}(\boldsymbol{\theta}) \alpha_{t-1}^{\delta_\alpha}(\boldsymbol{\theta}) \log \lambda_{t-1}^\beta(\boldsymbol{\theta}) + A_{t-1}(\boldsymbol{\theta}) \log \lambda_{t-1}^{\beta \delta_\alpha}(\boldsymbol{\theta}) \\ \alpha_{t-1}^{\phi_\alpha}(\boldsymbol{\theta}) (y_{t-1} - \lambda_{t-1}(\boldsymbol{\theta})) \lambda_{t-1}^{-1}(\boldsymbol{\theta}) + C_{t-1}(\boldsymbol{\theta}) \alpha_{t-1}^{\phi_\alpha}(\boldsymbol{\theta}) \log \lambda_{t-1}^\omega(\boldsymbol{\theta}) + A_{t-1}(\boldsymbol{\theta}) \log \lambda_{t-1}^{\beta \phi_\alpha}(\boldsymbol{\theta}) \\ \alpha_{t-1}^{\kappa_\alpha}(\boldsymbol{\theta}) (y_{t-1} - \lambda_{t-1}(\boldsymbol{\theta})) \lambda_{t-1}^{-1}(\boldsymbol{\theta}) + C_{t-1}(\boldsymbol{\theta}) \alpha_{t-1}^{\kappa_\alpha}(\boldsymbol{\theta}) \log \lambda_{t-1}^\beta(\boldsymbol{\theta}) + A_{t-1}(\boldsymbol{\theta}) \log \lambda_{t-1}^{\beta \kappa_\alpha}(\boldsymbol{\theta}) \end{bmatrix}, \end{aligned}$$

with

$$C_t(\boldsymbol{\theta}) = -y_t \lambda_t(\boldsymbol{\theta}).$$

Finally, we have $\text{vech log } \lambda_t^{\psi\psi}(\boldsymbol{\theta}) = \text{vech } \alpha_t^{\psi\psi}(\boldsymbol{\theta}) (y_t - \lambda_t(\boldsymbol{\theta})) \lambda_t^{-1}(\boldsymbol{\theta})$, where

$$\begin{aligned} \text{vech } \alpha_t^{\psi\psi}(\boldsymbol{\theta}) &= \text{vech} \begin{bmatrix} \frac{\partial^2 \alpha_t(\boldsymbol{\theta})}{\partial \delta_\alpha^2} & \frac{\partial^2 \alpha_t(\boldsymbol{\theta})}{\partial \delta_\alpha \partial \phi_\alpha} & \frac{\partial^2 \alpha_t(\boldsymbol{\theta})}{\partial \delta_\alpha \partial \kappa_\alpha} \\ \cdot & \frac{\partial^2 \alpha_t(\boldsymbol{\theta})}{\partial \phi_\alpha^2} & \frac{\partial^2 \alpha_t(\boldsymbol{\theta})}{\partial \phi_\alpha \partial \kappa_\alpha} \\ \cdot & \cdot & \frac{\partial^2 \alpha_t(\boldsymbol{\theta})}{\partial \kappa_\alpha^2} \end{bmatrix} \\ &:= \begin{bmatrix} \alpha_t^{\delta_\alpha \delta_\alpha}(\boldsymbol{\theta}) \\ \alpha_t^{\delta_\alpha \phi_\alpha}(\boldsymbol{\theta}) \\ \alpha_t^{\delta_\alpha \kappa_\alpha}(\boldsymbol{\theta}) \\ \alpha_t^{\phi_\alpha \phi_\alpha}(\boldsymbol{\theta}) \\ \alpha_t^{\phi_\alpha \kappa_\alpha}(\boldsymbol{\theta}) \\ \alpha_t^{\kappa_\alpha \kappa_\alpha}(\boldsymbol{\theta}) \end{bmatrix} = \begin{bmatrix} \phi_\alpha \alpha_{t-1}^{\delta_\alpha \delta_\alpha}(\boldsymbol{\theta}) \\ \alpha_{t-1}^{\delta_\alpha}(\boldsymbol{\theta}) + \phi_\alpha \alpha_{t-1}^{\delta_\alpha \phi_\alpha}(\boldsymbol{\theta}) \\ \phi_\alpha \alpha_{t-1}^{\delta_\alpha \kappa_\alpha}(\boldsymbol{\theta}) \\ (1 + \phi_\alpha) \alpha_{t-1}^{\phi_\alpha}(\boldsymbol{\theta}) + \phi_\alpha \alpha_{t-1}^{\phi_\alpha \phi_\alpha}(\boldsymbol{\theta}) \\ \alpha_{t-1}^{\kappa_\alpha}(\boldsymbol{\theta}) + \phi_\alpha \alpha_{t-1}^{\phi_\alpha \kappa_\alpha}(\boldsymbol{\theta}) \\ \phi_\alpha \alpha_{t-1}^{\kappa_\alpha \kappa_\alpha}(\boldsymbol{\theta}) \end{bmatrix}. \end{aligned}$$

Analogously to the proof of Lemma A.1, to verify the uniform convergence $\sup_{\boldsymbol{\theta} \in \Theta} \left\| \frac{\partial^2 \hat{\lambda}_t(\boldsymbol{\theta})}{\partial \boldsymbol{\theta} \partial \boldsymbol{\theta}'} - \frac{\partial^2 \lambda_t(\boldsymbol{\theta})}{\partial \boldsymbol{\theta} \partial \boldsymbol{\theta}'} \right\| \xrightarrow{e.a.s.} 0$ we need to check the condition in Theorem 2.6.4. Straumann (2005), which, in addition to the previous proof, it results in proving that $\sup_{\boldsymbol{\theta} \in \Theta} \|\hat{B}_t(\boldsymbol{\theta}) - B_t(\boldsymbol{\theta})\| \xrightarrow{e.a.s.} 0$ and $\sup_{\boldsymbol{\theta} \in \Theta} \|\hat{C}_t(\boldsymbol{\theta}) - C_t(\boldsymbol{\theta})\| \xrightarrow{e.a.s.} 0$ where $\hat{B}_t(\boldsymbol{\theta})$, $\hat{C}_t(\boldsymbol{\theta})$ and $B_t(\boldsymbol{\theta})$, $C_t(\boldsymbol{\theta})$, are continuous function of

$\hat{\lambda}_t(\boldsymbol{\theta})$ and $\lambda_t(\boldsymbol{\theta})$ (and so of $\hat{\alpha}_t(\boldsymbol{\theta})$ and $\alpha_t(\boldsymbol{\theta})$), respectively. As remarked in the Proof of Lemma A.1, given the results obtained in Proposition 3, we can easily show the required uniform convergences by repeated applications the mean value theorem together with Lemma 2.5.4 of Straumann (2005).

Finally, the moment bound $\mathbb{E}\left[\sup_{\boldsymbol{\theta} \in \Theta} \left\| \frac{\partial^2 \lambda_t(\boldsymbol{\theta})}{\partial \boldsymbol{\theta} \partial \boldsymbol{\theta}'} \right\| \right] < 1$ follows directly since $\mathbb{E}[\sup_{\boldsymbol{\theta} \in \Theta} |A_t(\boldsymbol{\theta})|^2] < \infty$ holds by assumption together with $\mathbb{E}[\sup_{\boldsymbol{\theta} \in \Theta} |\lambda_t(\boldsymbol{\theta})|^m] < \infty$ by Proposition 3 and $\mathbb{E}[y_t^2] < \infty$ by Proposition 2, which further imply $\mathbb{E}[\sup_{\boldsymbol{\theta} \in \Theta} |B_t(\boldsymbol{\theta})|] < \infty$ and $\mathbb{E}[\sup_{\boldsymbol{\theta} \in \Theta} |C_t(\boldsymbol{\theta})|] < \infty$. \square

Lemma A.3. *Let the assumptions of Theorem 3.2 hold, then the second derivatives of the log-likelihood function have a uniformly bounded moment over the compact parameter space, that is*

$$\mathbb{E}\left[\sup_{\boldsymbol{\theta} \in \Theta} \left\| \frac{\partial^2 l_t(\boldsymbol{\theta})}{\partial \boldsymbol{\theta} \partial \boldsymbol{\theta}'} \right\| \right] < \infty.$$

Proof. By straightforward calculations, it can be seen that

$$\frac{\partial^2 l_t(\boldsymbol{\theta})}{\partial \boldsymbol{\theta} \partial \boldsymbol{\theta}'} = \left(\frac{y_t}{\lambda_t(\boldsymbol{\theta})} - 1 \right) \frac{\partial^2 \lambda_t(\boldsymbol{\theta})}{\partial \boldsymbol{\theta} \partial \boldsymbol{\theta}'} - \frac{y_t}{\lambda_t^2(\boldsymbol{\theta})} \frac{\partial \lambda_t(\boldsymbol{\theta})}{\partial \boldsymbol{\theta}} \frac{\partial \lambda_t(\boldsymbol{\theta})}{\partial \boldsymbol{\theta}'}$$

Thus, as in the proof of Lemma 3.1, we have

$$\begin{aligned} \sup_{\boldsymbol{\theta} \in \Theta} \left\| \frac{\partial^2 l_t(\boldsymbol{\theta})}{\partial \boldsymbol{\theta} \partial \boldsymbol{\theta}'} \right\| &\leq \sup_{\boldsymbol{\theta} \in \Theta} \left\| \frac{y_t}{\lambda_t(\boldsymbol{\theta})} - 1 \right\| \sup_{\boldsymbol{\theta} \in \Theta} \left\| \frac{\partial^2 \lambda_t(\boldsymbol{\theta})}{\partial \boldsymbol{\theta} \partial \boldsymbol{\theta}'} \right\| + \sup_{\boldsymbol{\theta} \in \Theta} \left\| \frac{y_t}{\lambda_t^2(\boldsymbol{\theta})} \right\| \sup_{\boldsymbol{\theta} \in \Theta} \left\| \frac{\partial \lambda_t(\boldsymbol{\theta})}{\partial \boldsymbol{\theta}} \right\|^2 \\ &\leq c_1 \left\| \frac{y_t}{e^\ell} - 1 \right\| + c_2 \left\| \frac{y_t}{e^{2\ell}} \right\| < \infty, \end{aligned}$$

since e^ℓ is bounded away from zero and $\mathbb{E}[y_t] < \infty$ follows by Proposition 2. Hence, the claimed moment bound follows by an application of Lemmas A.1 and A.2. \square