

# WEIGHTED-NORM PRECONDITIONERS FOR A MULTI-LAYER TIDE MODEL

COLIN J. COTTER\*, ROBERT C. KIRBY†, AND HUNTER MORRIS‡

**Abstract.** We derive a linearized rotating shallow water system modeling tides, which can be discretized by mixed finite elements. Unlike previous models, this model allows for multiple layers stratified by density. Like the single-layer case [20] a weighted-norm preconditioner gives a (nearly) parameter-robust method for solving the resulting linear system at each time step, but the all-to-all coupling between the layers in the model poses a significant challenge to efficiency. Neglecting the inter-layer coupling gives a preconditioner that degrades rapidly as the number of layers increases. By a careful analysis of the matrix that couples the layers, we derive a robust method that requires solving a reformulated system that only involves coupling between adjacent layers. Numerical results obtained using Firedrake [30] confirm the theory.

**Key words.** Block preconditioner, finite element method, tide models

**AMS subject classifications.** 65F08, 65N30

**1. Introduction.** Accurate modeling of tides plays a critical role in computational geosciences. Tide models help geologists to understand sediment transport and coastal flooding, and they help oceanographers to study mechanisms for global circulation [17, 28]. Finite element methods offer theoretically and computationally robust and efficient discretizations of these methods, and are especially attractive in handling irregular coastlines or topography [36]. The literature contains many papers [10, 11, 23, 22, 24, 32] studying mixed finite element pairs for discretization of layers of ocean and atmosphere models. Much of this work relates to dispersion relations and conservation principles, although our work in [12, 13] focuses on semidiscrete energy estimates related to the damping and corresponding error analysis, including a very broad class of possible nonlinear damping models.

This past work has focused on single-layer tide models derived under a linearization of the shallow water approximation. Oceans tend to stratify by density according to depth, however, and more involved models can include multiple layers, each of which have different densities and are coupled together via hydrostatic pressure. A derivation of the fully nonlinear multi-layer depth-averaged equations can be found in [5, 26]. Among many interesting features, these equations can lose hyperbolicity in situations approaching Kelvin-Helmholtz instability [25]. A further generalization with the number of layers varying spatially appears in [7]. Here, we consider only a linearized model, suitable for tides rather than more general coastal flows, that does not have this difficulty. We propose a mixed finite element discretization of this linearized multilayer model and develop effective preconditioners along the lines of those given in the single-layer case in [20]. The all-to-all coupling of the layers presents computational challenges, and special structure of the coupling matrix turns out to be critical. We consider systems of equations arising from *implicit* time stepping rather than the explicit methods in [5, 7, 26]. These methods are better-suited for energy conservation in the absence of damping, and can allow large time steps with better

---

\*Imperial College London, South Kensington Campus; London SW7 2AZ; Email: colin.cotter@imperial.ac.uk. Supported by EPSRC EP/R029423/1

†Department of Mathematics, Baylor University; 1410 S. 4<sup>th</sup> St.; Waco, Texas 76706; Email: robert.kirby@baylor.edu. Supported by NSF 1912653 and 1909176.

‡Department of Mathematics, Baylor University; 1410 S. 4<sup>th</sup> St.; Waco, Texas 76706; Email: h.morris@baylor.edu

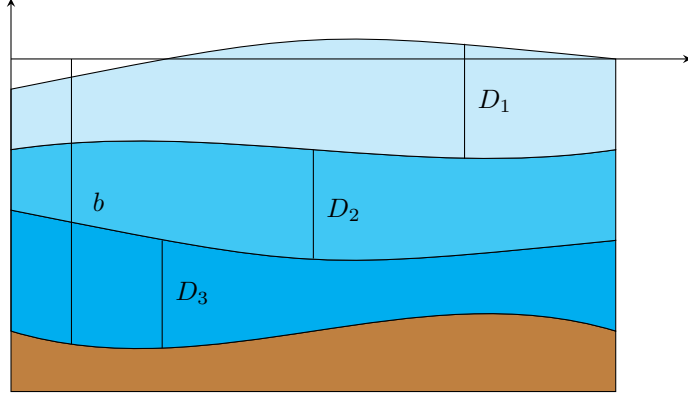


Fig. 2.1: Example of a one-dimensional fluid with three layers.

stability, but the linear systems required at each time step are quite challenging to solve.

**2. Model and discretization.** We consider a series of layers of fluid inhabiting a domain  $\Omega \in \mathbb{R}^2$ , with the top layer having thickness  $D_1$ , the next layer  $D_2$ , and so on until  $D_N$  for the bottom layer with bottom boundary  $z = b(x, y)$ . The density of each layer is denoted by  $\rho_i$ , and we assume that  $\rho_i < \rho_{i+1}$  – the densities strictly increase between layers down a column. Typically, ocean water density varies between 1.02 and 1.07 g/cm<sup>3</sup>. Hence, we think of the change in density between the top and bottom layers as being small, and hence the density difference between two layers as quite small compared to  $\rho_1$ . As a technical assumption that easily covers this case, we posit that

$$(2.1) \quad \rho_N \leq 2\rho_1.$$

The horizontal fluid velocity within each layer will be denoted by horizontal velocity  $\mathbf{u}_i$ . We have acceleration due to gravity  $g$ , and in this work we take the Coriolis parameter  $f$  to be a constant less than 1.

We assume that the pressure is hydrostatic, meaning that the pressure in each layer  $i$  satisfies

$$(2.2) \quad \frac{\partial p}{\partial z}|_i = -\rho_i g,$$

so  $p|_i = -\rho_i g z + c_i$  in each layer.

Using  $p = 0$  at the top surface, we have

$$(2.3) \quad p|_1 = \rho_1 g \left( \sum_{j=1}^N D_j + b - z \right).$$

Evaluating this at the bottom of the top layer gives

$$(2.4) \quad p|_1(z = \sum_{j=2}^N D_j + b) = \rho_1 g D_1.$$

Then,

$$(2.5) \quad p|_2 = \rho_2 g \left( \sum_{j=2}^N D_j + b - z + \frac{\rho_1}{\rho_2} D_1 \right) = \rho_2 g \left( \sum_{j=1}^N D_j + b - z + \frac{\rho_1 - \rho_2}{\rho_2} D_1 \right).$$

By induction or pattern-matching, we have

$$(2.6) \quad \begin{aligned} p|_i &= \rho_i g \left( \sum_{j=i}^N D_j + b - z + \sum_{j=1}^{i-1} \frac{\rho_j}{\rho_i} D_j \right) \\ &= \rho_i g \left( \sum_{j=1}^N D_j + b - z + \sum_{j=1}^{i-1} \frac{\rho_j - \rho_i}{\rho_i} D_j \right), \end{aligned}$$

Under the assumption that the motion is columnar (that is, horizontal velocity is independent of  $z$ ) within each layer, the horizontal component of the momentum equation becomes (after dividing by  $\rho_i$ )

$$(2.7) \quad \begin{aligned} \frac{\partial \mathbf{u}_i}{\partial t} + \mathbf{u}_i \cdot \nabla \mathbf{u}_i + f \mathbf{u}_i^\perp &= -g \nabla \left( \sum_{j=1}^N D_j + \sum_{j=1}^{i-1} \frac{\rho_j - \rho_i}{\rho_i} D_j + b \right) \\ &\quad - \frac{C_i(\mathbf{u}_i)}{D_i} + \frac{F(t)}{D_i}, \end{aligned}$$

where we added a parameterization for bottom drag, with  $C_i(\mathbf{u}_i)$  the damping function, and  $F(t)$  is the barotropic tidal forcing. The rationale for the scaling with  $D_i$  is that the drag is due to turbulence assumed to occur in the bottom layer only. This turbulent flow exerts an effective damping force proportional to the velocity in the bottom layer, so the depth averaged momentum source is  $\int_b^{b+D_N} F(u) dz$ , and then we divide by  $D_i$  to get the equation for  $\mathbf{u}$ .

Sometimes a simplified model is used under the rigid lid assumption, in which we assume that  $\sum_{j=1}^N D_j + b$  is constant. This is relevant because typically  $(\rho_j - \rho_i)/\rho_i$  is small, and so there are very fast ‘‘barotropic’’ waves where  $\mathbf{u}_i$  is independent of  $i$ , and much slower ‘‘baroclinic’’ waves where the free surface is more-or-less flat. It is the baroclinic tides that become interesting since that is where tidally-generated energy is thought to be dissipated as turbulence away from the bottom boundary.

Now, we nondimensionalize these equations as follows. We introduce a characteristic vertical length scale  $H$ , horizontal length scale  $L$ , and velocity scale  $V$ . We also introduce a reference density  $\bar{\rho}$ . Then, we make the change of variables

$$(2.8) \quad \mathbf{x} = \mathbf{x}' H, \quad t = \frac{H}{V} t'$$

so that

$$(2.9) \quad \nabla = \frac{1}{H} \nabla', \quad \frac{\partial}{\partial t} = \frac{V}{H} \frac{\partial}{\partial t'}.$$

Then, we introduce dimensionless versions of our quantities as

$$(2.10) \quad C_i = \frac{V}{L} C'_i, \quad b = H b', \quad D_i = H D'_i, \quad \mathbf{u}_i = V \mathbf{u}'_i, \quad \rho_i = \bar{\rho} \rho'_i.$$

This gives the following non-dimensional equations:

$$(2.11) \quad \frac{V^2}{L} \left( \frac{\partial \mathbf{u}'_i}{\partial t'} + \mathbf{u}'_i \cdot \nabla' \mathbf{u}'_i \right) + V f \mathbf{u}'_i^\perp = - \frac{gH}{L} \nabla' \left( \sum_{j=1}^N D'_j + \sum_{j=1}^{i-1} \frac{\rho'_j - \rho'_i}{\rho'_i} D'_j + b' \right) - \frac{V^2}{LD'_i} (C'_i(\mathbf{u}'_i) - F'(t')),$$

$$(2.12) \quad \frac{HV}{L} \frac{\partial D'_i}{\partial t'} + \frac{HV}{L} \nabla' \cdot (D'_i \mathbf{u}'_i) = 0,$$

where  $F'(t') = \frac{L}{V^2 H} F(\frac{L}{V} t')$ . Dropping the primes, dividing (2.11) by  $\frac{V^2}{L}$ , and dividing (2.12) by  $\frac{HV}{L}$  produces:

$$(2.13) \quad \frac{\partial \mathbf{u}_i}{\partial t} + \mathbf{u}_i \cdot \nabla \mathbf{u}_i + \epsilon^{-1} \mathbf{u}_i^\perp = - Fr^2 \nabla \left( \sum_{j=1}^N D_j + \sum_{j=1}^{i-1} \frac{\rho_j - \rho_i}{\rho_i} D_j + b \right) - \frac{1}{D_i} (C_i(\mathbf{u}_i) - F(t)),$$

$$(2.14) \quad \frac{\partial D_i}{\partial t} + \nabla \cdot (D_i \mathbf{u}_i) = 0,$$

where  $Fr^2 = \frac{gH}{V^2}$  is the square of the Froude number, and  $\epsilon^{-1} = \frac{fL}{V}$  is the reciprocal of the Rossby number.

The steady solutions are  $\mathbf{u}_i = 0$   $i = 1, \dots, N$ , and  $D_i = \bar{D}_i = \text{constant}$  for  $i < N$ , and  $D_N - b = \bar{D}_N - b = \text{constant}$ . To linearize, we write  $D_i = \bar{D}_i + \eta_i$ , where  $\bar{D}_i$  is the thickness of the layer when the system is at rest. We assume that  $\eta_i$  and  $\mathbf{u}_i$  are small, retaining only the linear terms in the advection terms as well as replacing  $D_i$  by  $\bar{D}_i$  in the forcing terms. This gives

$$(2.15) \quad \frac{\partial \mathbf{u}_i}{\partial t} + \epsilon^{-1} \mathbf{u}_i^\perp = - Fr^2 \nabla \left( \sum_{j=1}^N \eta_j + \sum_{j=1}^{i-1} \frac{\rho_j - \rho_i}{\rho_i} \eta_j \right) - \frac{1}{\bar{D}_i} (C_i(\mathbf{u}_i) - F(t)),$$

$$(2.16) \quad \frac{\partial \eta_i}{\partial t} + \nabla \cdot (\bar{D}_i \mathbf{u}_i) = 0.$$

Then we make the change of variables  $\hat{\mathbf{u}}_i = \bar{D}_i \mathbf{u}_i$ , which makes a kind of momentum rather than velocity the unknown field. This gives:

$$(2.17)$$

$$\frac{1}{\bar{D}_i} \left( \frac{\partial \hat{\mathbf{u}}_i}{\partial t} + \epsilon^{-1} \hat{\mathbf{u}}_i^\perp \right) = - Fr^2 \nabla \left( \sum_{j=1}^N \eta_j + \sum_{j=1}^{i-1} \frac{\rho_j - \rho_i}{\rho_i} \eta_j \right) - \frac{1}{\bar{D}_i} \left( \hat{C}_i(\hat{\mathbf{u}}_i) - F(t) \right),$$

$$(2.18) \quad \frac{\partial \eta_i}{\partial t} + \nabla \cdot \hat{\mathbf{u}}_i = 0,$$

where  $\hat{C}_i(\hat{\mathbf{u}}_i) = C_i \left( \frac{\hat{\mathbf{u}}_i}{\bar{D}_i} \right)$ . Although our model can be formulated with nonlinear damping as in [12], for the rest of the paper we will assume it is linear.

It will be convenient to multiply both sides of (2.17) by  $\rho_i$ . Carrying this out, and dropping the circumflexes, gives:

$$(2.19) \quad \mu_i \left( \frac{\partial \mathbf{u}_i}{\partial t} + \epsilon^{-1} \mathbf{u}_i^\perp \right) = - Fr^2 \nabla \left( \sum_{j=1}^N \mathcal{A}_{ij} \eta_j \right) - \mu_i (C_i(\mathbf{u}_i) - F(t)),$$

$$(2.20) \quad \frac{\partial \eta_i}{\partial t} + \nabla \cdot \mathbf{u}_i = 0,$$

where

$$(2.21) \quad \mathcal{A}_{ij} = \rho_{\min\{i,j\}}.$$

For each layer, we let  $\mu_i = \frac{\rho_i}{D_i}$ .

Let  $\mathbf{u} = \begin{bmatrix} \mathbf{u}_1 \\ \vdots \\ \mathbf{u}_N \end{bmatrix}$  and  $\boldsymbol{\eta} = \begin{bmatrix} \eta_1 \\ \vdots \\ \eta_N \end{bmatrix}$ . Then we can write (2.19) and (2.20) in matrix-vector notation as follows:

$$(2.22) \quad \mathcal{M} \frac{\partial \mathbf{u}}{\partial t} + \epsilon^{-1} \mathcal{M} \mathbf{u}^\perp + Fr^2 \nabla (\mathcal{A} \boldsymbol{\eta}) + \mathcal{B} \mathbf{u} = F,$$

$$(2.23) \quad \frac{\partial \boldsymbol{\eta}}{\partial t} + \nabla \cdot \mathbf{u} = 0,$$

where  $\mathcal{M}$  is the diagonal matrix with  $\mathcal{M}_{ii} = \mu_i$  and  $\mathcal{B}$  is a semi-definite diagonal matrix modeling the damping. Cases of particular interest include the fully definite case, as well as the case where  $\mathcal{B}$  vanishes in all except the  $N, N$  entry, which corresponds to damping only occurring in the bottom layer.

We let  $W = L^2(\Omega)$  be the space of square-integrable functions over  $\Omega$ , with  $W_0 = L_0^2(\Omega)$  the subspace of functions with vanishing mean.  $V = H(\text{div}; \Omega)$  is the space of vector fields over  $\Omega$  with square-integrable components and whose divergences are also square-integrable.  $V_0$  the subspace of functions with vanishing normal trace on  $\partial\Omega$ . We also let  $W^N = W \times W \cdots \times W$  consist of the  $N$ -way Cartesian product of the space with itself, with similar definitions of  $W_0^N$ ,  $V^N$ , and  $V_0^N$ . These spaces will be used to represent functions mapping  $\Omega$  to the disturbances and velocities within each layer.

In the case of vanishing damping, one can apply standard energy techniques similar to wave equations, arrive at stability and well-posedness. With damping present, one has a non-increasing energy so that we also expect such analysis to carry over. However, our analysis of the single-layer case in [13] gave long-time stability and error analysis for semidiscrete methods by showing the system energy is actually damped exponentially. Similar results should follow readily if the damping is fully positive-definite, but determining the degree to which the results might hold in the semi-definite case is quite interesting.

Throughout, we let  $(\cdot, \cdot)$  denote the  $(L^2)^N$  inner product, with

$$(2.24) \quad (\mathbf{u}, \mathbf{v}) = \int_{\Omega} \sum_{i=1}^N \mathbf{u}_i \mathbf{v}_i dx.$$

Without any subscript on the norm, we let  $\|\mathbf{u}\| = \sqrt{(\mathbf{u}, \mathbf{u})}$  be the standard  $L^2$  norm. For any smooth  $\mathcal{S}$  mapping  $\Omega$  into symmetric and uniformly positive-definite matrices, we also define the  $\mathcal{S}$ -weighted inner product by

$$(2.25) \quad (\mathbf{u}, \mathbf{v})_{\mathcal{S}} = (\mathcal{S} \mathbf{u}, \mathbf{v}).$$

We assume that  $\mathcal{S}$  is uniformly positive-definite over  $\Omega$  so that

$$(2.26) \quad \|\mathbf{u}\|_{\mathcal{S}} = \sqrt{(\mathbf{u}, \mathbf{u})_{\mathcal{S}}}$$

defines a norm equivalent to the  $L^2$  norm with bounds

$$(2.27) \quad C_{\mathcal{S}} \|\mathbf{u}\| \leq \|\mathbf{u}\|_{\mathcal{S}} \leq C^{\mathcal{S}} \|\mathbf{u}\|$$

for some finite positive constants  $C_S$  and  $C^S$ .

We also assume that  $\mathcal{B}$  is bounded in the  $L^2$  norm. That is, there exists some  $B^* < \infty$  such that for all  $\mathbf{u} \in \mathbf{V}_h^N$ ,

$$(2.28) \quad \|\mathcal{B}\mathbf{u}\| \leq B^* \|\mathbf{u}\|.$$

To arrive at a discrete model, we decompose  $\Omega$  into a family of quasiuniform meshes  $\{\mathcal{T}_h\}_h$  of triangles. For some fixed  $k \geq 0$ , we let  $W_h \subset W$  be the space of all functions whose restriction to each  $T \in \mathcal{T}_h$  are polynomials of degree  $k$ , and  $V_h$  will consist of a suitable  $H(\text{div})$  finite element space, such as the Raviart-Thomas element [31] or Brezzi-Douglas-Marini [9] elements. In the single-layer case, BDM elements may be preferable at small  $\epsilon$  due to spurious modes appearing with RT [14]. In particular, we assume that the property  $\nabla \cdot V_h = W_h$  holds and that there exist suitable commuting projections [6] that would enable stability and error analysis to hold. Decomposition of  $\Omega$  into quadrilateral meshes is also possible. If the mesh elements are not affine images of a reference square, some accuracy may be lost [2].

We let  $V_h^N$  be the finite-dimensional space consisting of vectors of  $N$  components, each in  $V_h$ , and  $W_h^N$  with  $N$  components in  $W_h$ . By seeking a solution  $\mathbf{u} : [0, T] \rightarrow V_h^N$  and  $\boldsymbol{\eta} : [0, T] \rightarrow W_h^N$ , a Galerkin discretization of (2.22) is

$$(2.29) \quad \left(\frac{\partial \mathbf{u}}{\partial t}, \mathbf{v}\right)_{\mathcal{M}} + \epsilon^{-1} (\mathbf{u}^\perp, \mathbf{v})_{\mathcal{M}} - Fr^2 (\boldsymbol{\eta}, \nabla \cdot \mathbf{v})_{\mathcal{A}} + (\mathbf{u}, \mathbf{v})_{\mathcal{B}} = (F, \mathbf{v}),$$

$$(2.30) \quad \left(\frac{\partial \boldsymbol{\eta}}{\partial t}, \mathbf{w}\right) + (\nabla \cdot \mathbf{u}, \mathbf{w}) = 0,$$

for all  $\mathbf{v} \in V_h^N$  and  $\mathbf{w} \in W_h^N$ .

To obtain a fully discrete method, we must specify some time-stepping scheme. For example, the implicit midpoint rule is symplectic and, in the damping-free case of  $\mathcal{B} = 0$ , conserves the system energy exactly for this problem. We assume a constant step size  $\Delta t$  and define discrete time levels  $t_n = n\Delta t$ . Then, given initial conditions  $\mathbf{u}_h^0$  and  $\boldsymbol{\eta}_h^0$ , the solution at each time level is approximated by

$$(2.31) \quad \begin{aligned} & \left(\frac{\mathbf{u}^{n+1} - \mathbf{u}^n}{\Delta t}, \mathbf{v}\right)_{\mathcal{M}} + \epsilon^{-1} \left(\left(\mathbf{u}^{n+1/2}\right)^\perp, \mathbf{v}\right)_{\mathcal{M}} \\ & - Fr^2 \left(\boldsymbol{\eta}^{n+1/2}, \nabla \cdot \mathbf{v}\right)_{\mathcal{A}} + \left(\mathcal{B}\mathbf{u}^{n+1/2}, \mathbf{v}\right) = \left(F^{n+1/2}, \mathbf{v}\right), \\ & \left(\frac{\boldsymbol{\eta}^{n+1} - \boldsymbol{\eta}^n}{\Delta t}, \mathbf{w}\right) + \left(\nabla \cdot \mathbf{u}^{n+1/2}, \mathbf{w}\right) = 0, \end{aligned}$$

where we define  $\mathbf{u}_h^{n+1/2} = \frac{1}{2}(\mathbf{u}_h^n + \mathbf{u}_h^{n+1})$  and similarly for  $\boldsymbol{\eta}_h^{n+1/2}$ . Multiplying through each equation by  $\Delta t$  and moving known data to the right-hand side, we see that a variational problem of the form

$$(2.32) \quad \begin{aligned} (\mathbf{u}, \mathbf{v})_{\mathcal{M}} + \epsilon^{-1} k (\mathbf{u}^\perp, \mathbf{v})_{\mathcal{M}} - Fr^2 k (\boldsymbol{\eta}, \nabla \cdot \mathbf{v})_{\mathcal{A}} + k (\mathcal{B}\mathbf{u}, \mathbf{v}) &= (F_1, \mathbf{v}), \\ (\boldsymbol{\eta}, \mathbf{w}) + k (\nabla \cdot \mathbf{u}, \mathbf{w}) &= (F_2, \mathbf{w}) \end{aligned}$$

must be solved at each time step, where  $k > 0$  is some small number related to the time step. This equation is fairly generic – other single-stage methods such as Crank-Nicolson or backward Euler give systems of the same form. A multi-stage Runge-Kutta method, such as considered in [16] for the wave equation, would give a more complicated system, although the diagonal blocks would have this form.

To simplify the analysis, we define the bilinear form

$$(2.33) \quad a((\mathbf{u}, \boldsymbol{\eta}), (\mathbf{v}, \mathbf{w})) = (\mathbf{u}, \mathbf{v})_{\mathcal{M}} + \epsilon^{-1} k(\mathbf{u}^\perp, \mathbf{v})_{\mathcal{M}} - Fr^2 k(\boldsymbol{\eta}, \nabla \cdot \mathbf{v})_{\mathcal{A}} + k(\mathcal{B}\mathbf{u}, \mathbf{v}) + (\boldsymbol{\eta}, \mathbf{w}) + k(\nabla \cdot \mathbf{u}, \mathbf{w}),$$

and the variational problem (2.32) can then be compactly written as finding  $(\mathbf{u}, \boldsymbol{\eta}) \in \mathbf{V}_h^N \times \mathbf{W}_h^N$  such that

$$(2.34) \quad a((\mathbf{u}, \boldsymbol{\eta}), (\mathbf{v}, \mathbf{w})) = (F_1, \mathbf{v}) + (F_2, \mathbf{w})$$

for all  $(\mathbf{v}, \mathbf{w}) \in \mathbf{V}_h^N \times \mathbf{W}_h^N$ .

Now, we cast the discrete variational problem (2.32) into matrix notation. We let  $\{\psi_i\}_{i=1}^{\dim V_h}$  be a basis for  $V_h$ . Then, if  $\mathbf{e}^j$  is the canonical basis vector in  $\mathbb{R}^n$ , 1 in entry  $j$  and vanishing in other entries, functions of the form

$$\boldsymbol{\psi}_i^j = \psi_i \mathbf{e}^j, \quad 1 \leq i \leq \dim V_h, 1 \leq j \leq N$$

form a basis for  $\mathbf{V}_h^N$ . Similarly, we let  $\{\phi_i\}_{i=1}^{\dim W_h}$  be a basis for  $W_h$ . With

$$\boldsymbol{\phi}_i^j = \phi_i \mathbf{e}^j, \quad 1 \leq i \leq \dim W_h, 1 \leq j \leq N,$$

and  $\left\{ \left\{ \boldsymbol{\phi}_i^j \right\}_{i=1}^{\dim W_h} \right\}_{j=1}^N$  forms basis for  $\mathbf{W}_h$ .

In order to define matrices, we need to impose a total ordering on the basis functions for  $\mathbf{V}_h^N$  and  $\mathbf{W}_h^N$ . For example, for  $1 \leq i \leq N \dim V_h$ , we can write find unique  $i_0, i_1$  such that  $i = i_0 \dim V_h + i_1$  by integer division/remainder operations and then put

$$\boldsymbol{\Psi}_i = \boldsymbol{\psi}_i^j = \psi_{i_1} \mathbf{e}^{i_0},$$

with a similar total ordering for  $\{\boldsymbol{\Phi}_i\}_{i=1}^{N \dim W_h}$ . This ordering imposes a block structure on the linear system by storing all the degrees of freedom within a layer contiguously.

Before proceeding, give a remark on matrix notation, as several different kinds of matrices appear in this paper. Matrices that act across the layers of the tide model, such as  $\mathcal{A}$ ,  $\mathcal{B}$ , and  $\mathcal{M}$  have been denoted in calligraphic letters. Discrete operators on a single layer, or equivalently, those discretizing a bilinear form over  $V_h$  and/or  $W_h$  will be denoted in italics. To this end, we define:

$$(2.35) \quad \begin{aligned} M_{ij}^V &= (\psi_j, \psi_i), \\ M_{ij}^{V, \kappa} &= (\kappa \psi_j, \psi_i), \\ \tilde{M}^V &= (\psi_j^\perp, \psi_i), \\ M_{ij}^W &= (\phi_j, \phi_i), \\ D_{ij} &= (\nabla \cdot \psi_j, \phi_i), \\ E_{ij} &= (\nabla \cdot \psi_j, \nabla \cdot \psi_i). \end{aligned}$$

Then, we use Roman block lettering to denote discrete operators over  $\mathbf{V}_h^N$  and/or

$\mathbf{W}_h^N$ . Such needed matrices are:

$$\begin{aligned}
(2.36) \quad & \mathbf{M}_{ij}^V = (\boldsymbol{\Psi}_j, \boldsymbol{\Psi}_i)_{\mathcal{M}}, \\
& \mathbf{M}_{ij}^W = (\boldsymbol{\Phi}_j, \boldsymbol{\Phi}_i), \\
& \tilde{\mathbf{M}}_{ij} = (\boldsymbol{\Psi}_j^\perp, \boldsymbol{\Psi}_i)_{\mathcal{M}}, \\
& \mathbf{D}_{ij} = (\nabla \cdot \boldsymbol{\Psi}_j, \boldsymbol{\Phi}_i), \\
& \mathbf{D}_{ij}^{\mathcal{A}} = (\nabla \cdot \boldsymbol{\Psi}_j, \boldsymbol{\Phi}_i)_{\mathcal{A}}, \\
& \mathbf{B}_{ij} = (\mathcal{B}\boldsymbol{\Psi}_j, \boldsymbol{\Psi}_i), \\
& \mathbf{E}_{ij} = (\nabla \cdot \boldsymbol{\Psi}_j, \nabla \cdot \boldsymbol{\Psi}_i), \\
& \mathbf{E}_{ij}^{\mathcal{A}} = (\nabla \cdot \boldsymbol{\Psi}_j, \nabla \cdot \boldsymbol{\Psi}_i)_{\mathcal{A}}.
\end{aligned}$$

Note that the matrices appearing in (2.36) have important substructure. For example, we have that

$$(2.37) \quad \mathbf{M}^V = \text{diag}(M^{V,\mu_1}, \dots, M^{V,\mu_N}).$$

The first  $N - 1$  blocks are in fact constant coefficient and so equal to  $\mu_i M^V$ . Due to the variable bathymetry, the bottom right block is not, but it is still symmetric and positive-definite. The matrix  $\mathbf{B}$  is also block diagonal and symmetric semi-definite. If the damping matrix  $B$  is full-rank, it is definite. Similarly,  $\mathbf{M}^W$ ,  $\tilde{\mathbf{M}}^V$ , and  $\mathbf{D}$ ,  $\mathbf{E}$  are block diagonal. In fact,  $\mathbf{W}^W = I \otimes M^W$ ,  $\mathbf{D} = I \otimes D$ , and  $\mathbf{E} = I \otimes E$ , where  $I$  is the  $N \times N$  identity matrix.

The matrices  $\mathbf{D}^{\mathcal{A}}$  and  $\mathbf{E}^{\mathcal{A}}$  also have structure, with

$$\begin{aligned}
(2.38) \quad & \mathbf{D}^{\mathcal{A}} = \mathcal{A} \otimes D \\
& \mathbf{E}^{\mathcal{A}} = \mathcal{A} \otimes E
\end{aligned}$$

A Galerkin discretization of (2.32) then gives rise to a block matrix system of the form

$$(2.39) \quad \begin{bmatrix} \mathbf{M}^V + \epsilon^{-1}k\tilde{\mathbf{M}}^V + k\mathbf{B} & -Fr^2k(\mathbf{D}^{\mathcal{A}})^T \\ k\mathbf{D} & \mathbf{M}^W \end{bmatrix} \begin{bmatrix} \mathbf{u} \\ \eta \end{bmatrix} = \begin{bmatrix} \mathbf{F}_1 \\ \mathbf{F}_2 \end{bmatrix}$$

**3. A weighted-norm preconditioner.** Linear systems arising from finite element discretizations are typically solved using iterative methods such as the generalized minimum residual method (hence, GMRES) [34]. These methods have the advantage of requiring only matrix-vector products with the system matrix, but their performance depends strongly on the conditioning of the linear system. The conditioning of the system matrix, and hence number of iterations required for convergence, can degrade as a function of mesh refinement and/or physical parameters. In such cases, it is critical to *precondition* the linear system by pre-multiplying a linear system

$$Ax = b$$

by some linear operator  $P^{-1}$  to obtain the equivalent system

$$P^{-1}Ax = P^{-1}b.$$

One hopes to choose  $P$  such that the iterative method converges much faster for  $P^{-1}A$  than that of  $A$  under the constraint that the cost of applying  $P^{-1}$  at each iteration not offset the gains obtained by reducing the iteration count.



When preconditioning finite element linear systems, it can be helpful to choose  $P$  as discretizing some simple differential operator, such as an inner product on the underlying Hilbert space [19, 27]. It is also frequently possible to incorporate physical parameters in the definition of the preconditioner in such a way as to minimize the dependence of the spectral bounds on those parameters. We refer to these as “weighted-norm” preconditioners, and we adopt this perspective here.

In this section, we propose and analyze the matrix

$$(3.1) \quad \begin{bmatrix} \mathbf{M}^V + Fr^2 k^2 \mathbf{E}^{\mathcal{A}} & 0 \\ 0 & \mathbf{M}^W \end{bmatrix}$$

as a preconditioner for (2.39). Because this matrix decouples the momentum and elevation variables, it should be far easier to invert than the original matrix. The  $\mathbf{M}^W$  block is itself quite simple, just a block diagonal matrix of mass matrices (which can be diagonal in the lowest order case). However, the top left block couples all of the layer velocities together, and we take a closer look at this block in the following section.

This matrix arises from discretizing the bilinear form

$$(3.2) \quad b((\mathbf{u}, \boldsymbol{\eta}), (\mathbf{v}, \mathbf{w})) = (\mathbf{u}, \mathbf{v})_{\mathcal{M}} + Fr^2 k^2 (\nabla \cdot \mathbf{u}, \nabla \cdot \mathbf{v})_{\mathcal{A}} + (\boldsymbol{\eta}, \mathbf{w})$$

over  $\mathbf{V}_h^N \times \mathbf{W}_h^N$ . This bilinear form is equivalent to the standard  $H(\text{div}) \times L^2$  inner product, with constants dependent upon the physical parameters. We will prove norm equivalence by giving continuity and inf-sup bounds of the bilinear form  $a$  in (2.33) with respect to the norm defined by the inner product  $b$ .

We first note that the matrix  $\mathbf{D}^{\mathcal{A}}$  appears in the first row of the system matrix, but  $\mathbf{D}$  in the second. Also, the two blocks are scaled differently with respect to the Froude number. This structural asymmetry, complicates the analysis. Rather than scaling the actual system to be solved, we can give analysis for an equivalent pair of bilinear forms. To motivate this alternate pair, we rewrite the preconditioned matrix:

$$(3.3) \quad \begin{bmatrix} \mathbf{M}^V + Fr^2 k^2 \mathbf{E}^{\mathcal{A}} & 0 \\ 0 & \mathbf{M}^W \end{bmatrix}^{-1} \begin{bmatrix} \mathbf{M}^V + \epsilon^{-1} k \tilde{\mathbf{M}}^V + k\mathbf{B} & -Fr^2 k (\mathbf{D}^{\mathcal{A}})^T \\ k\mathbf{D} & \mathbf{M}^W \end{bmatrix} \\ = \begin{bmatrix} \mathbf{M}^V + Fr^2 k^2 \mathbf{E}^{\mathcal{A}} & 0 \\ 0 & Fr^2 \mathbf{M}^{W, \mathcal{A}} \end{bmatrix}^{-1} \begin{bmatrix} \mathbf{M}^V + \epsilon^{-1} k \tilde{\mathbf{M}}^V + k\mathbf{B} & -Fr^2 k (\mathbf{D}^{\mathcal{A}})^T \\ Fr^2 k \mathbf{D}^{\mathcal{A}} & Fr^2 \mathbf{M}^{W, \mathcal{A}} \end{bmatrix},$$

where we have inserted the identity, written as

$$\begin{bmatrix} \mathbf{I} & 0 \\ 0 & Fr^2 \mathcal{A} \otimes \mathbf{I} \end{bmatrix}^{-1} \begin{bmatrix} \mathbf{I} & 0 \\ 0 & Fr^2 \mathcal{A} \otimes \mathbf{I} \end{bmatrix}$$

between the two matrices on the left-hand side.

The second matrix on the right-hand side discretizes of the bilinear form

$$(3.4) \quad \hat{a}((\mathbf{u}, \boldsymbol{\eta}), (\mathbf{v}, \mathbf{w})) = (\mathbf{u}, \mathbf{v})_{\mathcal{M}} + \epsilon^{-1} k (\mathbf{u}^\perp, \mathbf{v})_{\mathcal{M}} - Fr^2 k (\boldsymbol{\eta}, \nabla \cdot \mathbf{v})_{\mathcal{A}} + k (\mathcal{B}\mathbf{u}, \mathbf{v}) \\ + Fr^2 (\boldsymbol{\eta}, \mathbf{w})_{\mathcal{A}} + Fr^2 k (\nabla \cdot \mathbf{u}, \mathbf{w})_{\mathcal{A}},$$

while the first discretizes the weighted inner product

$$(3.5) \quad \hat{b}((\mathbf{u}, \boldsymbol{\eta}), (\mathbf{v}, \mathbf{w})) = (\mathbf{u}, \mathbf{v})_{\mathcal{M}} + Fr^2 k^2 (\nabla \cdot \mathbf{u}, \nabla \cdot \mathbf{v})_{\mathcal{A}} + Fr^2 (\boldsymbol{\eta}, \mathbf{w})_{\mathcal{A}}.$$

We further define the  $\|\cdot\|_{\hat{b}}$  norm on  $\mathbf{V}_h^N \times \mathbf{W}_h^N$  by

$$(3.6) \quad \|(\mathbf{u}, \boldsymbol{\eta})\|_{\hat{b}} = \sqrt{\hat{b}((\mathbf{u}, \boldsymbol{\eta}), (\mathbf{u}, \boldsymbol{\eta}))}.$$

Because of equality (3.3), GMRES iteration for the matrix associated with bilinear form (2.33) preconditioned by that from (3.2) is exactly equivalent to that obtained from the matrices for (3.4) and (3.5). We proceed to demonstrate norm equivalence for the latter pair.

**THEOREM 3.1.** *For all  $(\mathbf{u}, \boldsymbol{\eta}), (\mathbf{v}, \mathbf{w})$  in  $\mathbf{V}_h^N \times \mathbf{W}_h^N$ ,*

$$(3.7) \quad \hat{a}((\mathbf{u}, \boldsymbol{\eta}), (\mathbf{v}, \mathbf{w})) \leq C \|(\mathbf{u}, \boldsymbol{\eta})\|_{\hat{b}} \|(\mathbf{v}, \mathbf{w})\|_{\hat{b}},$$

where

$$(3.8) \quad C = \max \left\{ 2, 1 + \frac{k}{\epsilon} + \frac{kB^*}{C_{\mathcal{M}}^2} \right\}.$$

*Proof.* Let  $(\mathbf{u}, \boldsymbol{\eta}), (\mathbf{v}, \mathbf{w}) \in \mathbf{V}_h^N \times \mathbf{W}_h^N$  be given. Then, applying the Cauchy-Schwarz inequality and noting  $\cdot^\perp$  is pointwise an isometry, we have

$$(3.9) \quad \begin{aligned} \hat{a}((\mathbf{u}, \boldsymbol{\eta}), (\mathbf{v}, \mathbf{w})) &= (\mathbf{u}, \mathbf{v})_{\mathcal{M}} + \epsilon^{-1}k (\mathbf{u}^\perp, \mathbf{v})_{\mathcal{M}} - Fr^2k (\boldsymbol{\eta}, \nabla \cdot \mathbf{v})_{\mathcal{A}} + k (\mathcal{B}\mathbf{u}, \mathbf{v}) \\ &\quad + Fr^2 (\boldsymbol{\eta}, \mathbf{w})_{\mathcal{A}} + Fr^2k (\nabla \cdot \mathbf{u}, \mathbf{w})_{\mathcal{A}} \\ &\leq \left(1 + \frac{k}{\epsilon}\right) \|\mathbf{u}\|_{\mathcal{M}} \|\mathbf{v}\|_{\mathcal{M}} + Fr^2k \|\boldsymbol{\eta}\|_{\mathcal{A}} \|\nabla \cdot \mathbf{v}\|_{\mathcal{A}} + k \|\mathcal{B}\mathbf{u}\| \|\mathbf{v}\| \\ &\quad + Fr^2 \|\boldsymbol{\eta}\|_{\mathcal{A}} \|\mathbf{w}\|_{\mathcal{A}} + Fr^2k \|\nabla \cdot \mathbf{u}\|_{\mathcal{A}} \|\mathbf{w}\|_{\mathcal{A}}. \end{aligned}$$

At this point, we use the boundedness of  $\mathcal{B}$  assumed in (2.28) and the norm equivalence of  $\|\cdot\|$  and  $\|\cdot\|_{\mathcal{M}}$  in (2.27) to obtain

$$(3.10) \quad \begin{aligned} \hat{a}((\mathbf{u}, \boldsymbol{\eta}), (\mathbf{v}, \mathbf{w})) &\leq \left(1 + \frac{k}{\epsilon} + \frac{kB^*}{C_{\mathcal{M}}^2}\right) \|\mathbf{u}\|_{\mathcal{M}} \|\mathbf{v}\|_{\mathcal{M}} + Fr^2k \|\boldsymbol{\eta}\|_{\mathcal{A}} \|\nabla \cdot \mathbf{v}\|_{\mathcal{A}} \\ &\quad + Fr^2 \|\boldsymbol{\eta}\|_{\mathcal{A}} \|\mathbf{w}\|_{\mathcal{A}} + Fr^2k \|\nabla \cdot \mathbf{u}\|_{\mathcal{A}} \|\mathbf{w}\|_{\mathcal{A}}. \end{aligned}$$

We can rewrite the right-hand side of this as the inner product of two vectors and apply discrete Cauchy-Schwarz to bound this by

$$(3.11) \quad \begin{aligned} \hat{a}((\mathbf{u}, \boldsymbol{\eta}), (\mathbf{v}, \mathbf{w})) &\leq \sqrt{\left(1 + \frac{k}{\epsilon} + \frac{kB^*}{C_{\mathcal{M}}^2}\right) \|\mathbf{u}\|_{\mathcal{M}}^2 + 2Fr^2 \|\boldsymbol{\eta}\|_{\mathcal{A}}^2 + Fr^2k^2 \|\nabla \cdot \mathbf{u}\|_{\mathcal{A}}^2} \\ &\quad \times \sqrt{\left(1 + \frac{k}{\epsilon} + \frac{kB^*}{C_{\mathcal{M}}^2}\right) \|\mathbf{v}\|_{\mathcal{M}}^2 + 2Fr^2 \|\mathbf{w}\|_{\mathcal{A}}^2 + Fr^2k^2 \|\nabla \cdot \mathbf{v}\|_{\mathcal{A}}^2} \quad \square \\ &\leq C \|(\mathbf{u}, \boldsymbol{\eta})\|_{\hat{b}} \|(\mathbf{v}, \mathbf{w})\|_{\hat{b}}. \end{aligned}$$

As a remark, it is possible to include the damping term in the inner product  $\hat{b}$ , in which case the continuity estimate is independent of  $B^*$ . However, typical use cases have small damping and the differences in resulting preconditioner performance are small. Furthermore, when damping is nonlinear, omitting it avoids the need to reassemble the preconditioner at each linear iteration.

**THEOREM 3.2.** *The bilinear form  $\hat{a}$  is inf-sup stable with respect to the  $\|\cdot\|_{\hat{b}}$  norm with constant no smaller than  $\frac{1}{2\sqrt{3}}$ .*

*Proof.* Let  $(\mathbf{u}, \boldsymbol{\eta}) \in \mathbf{V}_h^N \times \mathbf{W}_h^N$  be given and put  $\mathbf{v} = \mathbf{u}$  and  $\mathbf{w} = \boldsymbol{\eta} + k\nabla \cdot \mathbf{u}$ . Then we see that

$$\begin{aligned}
\hat{a}((\mathbf{u}, \boldsymbol{\eta}), (\mathbf{v}, \mathbf{w})) &= (\mathbf{u}, \mathbf{u})_{\mathcal{M}} + \frac{k}{\epsilon} (\mathbf{u}^\perp, \mathbf{u})_{\mathcal{M}} - Fr^2 k (\boldsymbol{\eta}, \nabla \cdot \mathbf{u})_{\mathcal{A}} + k (\mathcal{B}\mathbf{u}, \mathbf{u}) \\
&\quad + Fr^2 (\boldsymbol{\eta}, \boldsymbol{\eta} + k\nabla \cdot \mathbf{u})_{\mathcal{A}} + Fr^2 k (\nabla \cdot \mathbf{u}, \boldsymbol{\eta} + k\nabla \cdot \mathbf{u})_{\mathcal{A}} \\
(3.12) \quad &= \|\mathbf{u}\|_{\mathcal{M}}^2 + k (\mathcal{B}\mathbf{u}, \mathbf{u}) \\
&\quad + Fr^2 \|\boldsymbol{\eta}\|_{\mathcal{A}}^2 + Fr^2 k (\boldsymbol{\eta}, \nabla \cdot \mathbf{u})_{\mathcal{A}} + Fr^2 k^2 \|\nabla \cdot \mathbf{u}\|_{\mathcal{A}}^2.
\end{aligned}$$

Now, the semi-definiteness of  $\mathcal{B}$  and standard estimates let us make the bound

$$\begin{aligned}
\hat{a}((\mathbf{u}, \boldsymbol{\eta}), (\mathbf{v}, \mathbf{w})) &\geq \|\mathbf{u}\|_{\mathcal{M}}^2 + Fr^2 \|\boldsymbol{\eta}\|_{\mathcal{A}}^2 + Fr^2 k^2 \|\nabla \cdot \mathbf{u}\|_{\mathcal{A}}^2 \\
&\quad - \frac{Fr^2}{2} \|\boldsymbol{\eta}\|_{\mathcal{A}}^2 - \frac{Fr^2 k^2}{2} \|\nabla \cdot \mathbf{u}\|_{\mathcal{A}}^2 \\
(3.13) \quad &= \|\mathbf{u}\|_{\mathcal{M}}^2 + \frac{Fr^2}{2} \|\boldsymbol{\eta}\|_{\mathcal{A}}^2 + \frac{Fr^2 k^2}{2} \|\nabla \cdot \mathbf{u}\|_{\mathcal{A}}^2 \\
&\geq \frac{1}{2} \|(\mathbf{u}, \boldsymbol{\eta})\|_{\hat{\mathcal{B}}}^2.
\end{aligned}$$

Now, we also have

$$\begin{aligned}
\|(v, w)\|_{\hat{\mathcal{B}}}^2 &= \|\mathbf{u}\|_{\mathcal{M}}^2 + Fr^2 k^2 \|\nabla \cdot \mathbf{u}\|_{\mathcal{A}}^2 + Fr^2 \|\boldsymbol{\eta} + k\nabla \cdot \mathbf{u}\|_{\mathcal{A}}^2 \\
(3.14) \quad &\leq \|\mathbf{u}\|_{\mathcal{M}}^2 + Fr^2 k^2 \|\nabla \cdot \mathbf{u}\|_{\mathcal{A}}^2 + 2Fr^2 (\|\boldsymbol{\eta}\|_{\mathcal{A}}^2 + k^2 \|\nabla \cdot \mathbf{u}\|_{\mathcal{A}}^2) \\
&\leq 3 \|(\mathbf{u}, \boldsymbol{\eta})\|_{\hat{\mathcal{B}}}^2.
\end{aligned}$$

Hence,

$$(3.15) \quad \hat{a}((\mathbf{u}, \boldsymbol{\eta}), (\mathbf{v}, \mathbf{w})) \geq \frac{1}{2} \|(\mathbf{u}, \boldsymbol{\eta})\| \|(\mathbf{v}, \mathbf{w})\| \geq \frac{1}{2\sqrt{3}} \|(\mathbf{u}, \boldsymbol{\eta})\|_{\hat{\mathcal{B}}} \|(\mathbf{v}, \mathbf{w})\|_{\hat{\mathcal{B}}},$$

and the result follows.  $\square$

**4. More about  $\mathcal{A}$ .** The major cost of applying our block diagonal preconditioner is the inversion of the upper-left block of (3.1):

$$(4.1) \quad \mathbf{C} = \mathbf{M}^V + Fr^2 k^2 \mathbf{E}^A.$$

One could adapt the  $H(\text{div})$  multigrid in [4] to this problem, but the requisite patch problems would include degrees of freedom of all the layers. Solving the local patch problems would then become increasingly expensive as the number of layers increases. We do not analyze this method further, but work toward approaches that avoid this limitation. In passing, we also note a passing structural similarity of (4.1) to the matrices obtained for higher-order Runge-Kutta discretizations, so that it might be possible to adapt preconditioning techniques from references such as [16, 29, 35].

In this section, we give an explicit formula for the inverse of  $\mathcal{A}$  and estimates on its extremal eigenvalues. This sets us up to discuss preconditioners for  $\mathbf{C}$  in the following section.

#### 4.1. An explicit inverse for $\mathcal{A}$ .

PROPOSITION 4.1. *Define the matrix  $\mathcal{C}$  to be the  $N \times N$  symmetric tridiagonal matrix with*

$$(4.2) \quad \mathcal{C}_{ii} = \begin{cases} \frac{1}{\rho_1} + \frac{1}{\rho_2 - \rho_1}, & i = 1, \\ \frac{1}{\rho_i - \rho_{i-1}} + \frac{1}{\rho_{i+1} - \rho_i}, & 2 < i < N - 1, \\ \frac{1}{\rho_n - \rho_{n-1}}, & 11 \quad i = N, \end{cases}$$

and off-diagonal entries

$$(4.3) \quad \mathcal{C}_{i,i+1} = \mathcal{C}_{i+1,i} = -\frac{1}{\rho_{i+1} - \rho_i}, \quad 1 \leq i \leq N-1.$$

Then  $\mathcal{C}$  is the inverse of  $\mathcal{A}$  given in (2.21).

*Proof.* The result can be obtained by Gauss-Jordan elimination on  $\mathcal{A}$ , although the notation for the case of general  $N$  is quite cumbersome. Here, we confirm the result is correct by verifying  $\mathcal{C}\mathcal{A} = I$ .

Since the diagonal of  $\mathcal{C}$  is defined piecewise, we proceed in a few cases. Consider the first row of  $\mathcal{S} = \mathcal{C}\mathcal{A}$ :

$$(4.4) \quad \begin{aligned} \mathcal{S}_{11} &= \mathcal{C}_{11}\mathcal{A}_{11} + \mathcal{C}_{12}\mathcal{A}_{21} \\ &= \left( \frac{1}{\rho_1} + \frac{1}{\rho_2 - \rho_1} \right) \rho_1 - \frac{1}{\rho_2 - \rho_1} \rho_1 = 1. \end{aligned}$$

For any  $j > 1$ , we have that  $\mathcal{A}_{1j} = \rho_1$  and  $\mathcal{A}_{2j} = \rho_2$ , so

$$(4.5) \quad \begin{aligned} \mathcal{S}_{1j} &= \mathcal{C}_{11}\mathcal{A}_{1j} + \mathcal{C}_{12}\mathcal{A}_{2j} \\ &= \left( \frac{1}{\rho_1} + \frac{1}{\rho_2 - \rho_1} \right) \rho_1 - \frac{1}{\rho_2 - \rho_1} \rho_2 \\ &= 1 - \frac{\rho_2 - \rho_1}{\rho_2 - \rho_1} = 0. \end{aligned}$$

Now, for  $2 \leq i < N$ , we have

$$(4.6) \quad \begin{aligned} \mathcal{S}_{ii} &= \mathcal{C}_{i,i-1}\mathcal{A}_{i-1,i} + \mathcal{C}_{i,i}\mathcal{A}_{i,i} + \mathcal{C}_{i,i+1}\mathcal{A}_{i+1,i} \\ &= -\frac{1}{\rho_i - \rho_{i-1}}\rho_{i-1} + \left( \frac{1}{\rho_i - \rho_{i-1}} + \frac{1}{\rho_{i+1} - \rho_i} \right) \rho_i - \frac{1}{\rho_{i+1} - \rho_i}\rho_i = 1, \end{aligned}$$

For some  $j > i$ , we have

$$(4.7) \quad \begin{aligned} \mathcal{S}_{ij} &= \mathcal{C}_{i,i-1}\mathcal{A}_{i-1,j} + \mathcal{C}_{i,i}\mathcal{A}_{i,j} + \mathcal{C}_{i,i+1}\mathcal{A}_{i+1,j} \\ &= -\frac{1}{\rho_i - \rho_{i-1}}\rho_{i-1} + \left( \frac{1}{\rho_i - \rho_{i-1}} + \frac{1}{\rho_{i+1} - \rho_i} \right) \rho_i - \frac{1}{\rho_{i+1} - \rho_i}\rho_{i+1} = 0, \end{aligned}$$

and for  $j < i$ ,

$$(4.8) \quad \begin{aligned} \mathcal{S}_{ij} &= \mathcal{C}_{i,i-1}\mathcal{A}_{i-1,j} + \mathcal{C}_{i,i}\mathcal{A}_{i,j} + \mathcal{C}_{i,i+1}\mathcal{A}_{i+1,j} \\ &= -\frac{1}{\rho_i - \rho_{i-1}}\rho_j + \left( \frac{1}{\rho_i - \rho_{i-1}} + \frac{1}{\rho_{i+1} - \rho_i} \right) \rho_j - \frac{1}{\rho_{i+1} - \rho_i}\rho_j = 0. \end{aligned}$$

Finally, we handle the last row. The diagonal entry there is

$$(4.9) \quad \begin{aligned} \mathcal{S}_{N,N} &= \mathcal{C}_{N,N-1}\mathcal{A}_{N-1,N} + \mathcal{C}_{N,N}\mathcal{A}_{N,N} \\ &= -\frac{1}{\rho_N - \rho_{N-1}}\rho_{N-1} + \frac{1}{\rho_N - \rho_{N-1}}\rho_N = 1, \end{aligned}$$

and for any  $1 \leq j < N$ ,

$$(4.10) \quad \begin{aligned} \mathcal{S}_{N,j} &= \mathcal{C}_{N,N-1}\mathcal{A}_{N-1,j} + \mathcal{C}_{N,N}\mathcal{A}_{N,j} \\ &= -\frac{1}{\rho_N - \rho_{N-1}}\rho_j + \frac{1}{\rho_N - \rho_{N-1}}\rho_j = 0. \end{aligned}$$

□

Finally, we note that since  $\mathcal{C}$  is tridiagonal and symmetric positive-definite, it has a factorization

$$(4.11) \quad \mathcal{C} = \mathcal{L}\mathcal{D}\mathcal{L}^T$$

with bidiagonal  $\mathcal{L}$  and diagonal  $\mathcal{D}$  with positive entries.

**4.2. The spectrum of  $\mathcal{A}$ .** Subsequent analysis will rely on knowing things about the spectrum of  $\mathcal{A}$ , and we are able to give certain instructive spectral bounds here. Since  $\mathcal{A}$  is symmetric and positive-definite, we let  $\lambda_1 \geq \lambda_2 \geq \dots \geq \lambda_N > 0$  be its eigenvalues, arranged in nonincreasing order.

PROPOSITION 4.2. *The largest eigenvalue of  $\mathcal{A}$  satisfies*

$$(4.12) \quad N\rho_1 \leq \lambda_1 \leq \sum_{j=1}^N \rho_j$$

*Proof.* We handle the upper bound by Gerschgorin's Circle Theorem. Owing to the structure of  $\mathcal{A}$ , the largest outer extent of a Gerschgorin disk comes from the final row, and the maximal value is

$$(4.13) \quad \rho_N + \sum_{j=1}^{N-1} \rho_j = \sum_{i=1}^N \rho_i.$$

Now, we derive the lower bound in (4.12), which confirms that  $\lambda_1$  is in fact comparable to  $N$ . Since  $\lambda_1$  maximizes the Rayleigh quotient:

$$(4.14) \quad \lambda_1 = \max_{\mathbf{x} \neq \mathbf{0}} \frac{\mathbf{x}^T \mathcal{A} \mathbf{x}}{\mathbf{x}^T \mathbf{x}},$$

using any particular choice of nonzero  $\mathbf{x}$  in the Rayleigh quotient gives a lower bound for  $\lambda_1$ . We chose the vector  $\mathbf{x}$  consisting entirely of ones. Since  $\mathbf{x}^T \mathbf{x} = N$ , we know that

$$(4.15) \quad N\lambda_1 \geq \mathbf{x}^T \mathcal{A} \mathbf{x}.$$

Proceeding, the entries of  $\mathcal{A} \mathbf{x}$  are just the row sums of  $\mathcal{A}$ :

$$(4.16) \quad (\mathcal{A} \mathbf{x})_i = \sum_{j=1}^{i-1} \rho_j + \sum_{j=i}^N \rho_j = \left( \sum_{j=1}^{i-1} \rho_j \right) + (N - i + 1) \rho_i.$$

Evaluating  $\mathbf{x}^T \mathcal{A} \mathbf{x}$  gives

$$(4.17) \quad \begin{aligned} \mathbf{x}^T \mathcal{A} \mathbf{x} &= \sum_{i=1}^N (\mathcal{A} \mathbf{x})_i = \sum_{i=1}^N \left[ \left( \sum_{j=1}^{i-1} \rho_j \right) + (N - i + 1) \rho_i \right] \\ &= \sum_{i=1}^N (N - i) \rho_i + \sum_{i=1}^N (N - i + 1) \rho_i = \sum_{i=1}^N (2N - 2i + 1) \rho_i. \end{aligned}$$

Since  $\rho_1 < \rho_i$  for  $i > 1$ ,

$$(4.18) \quad N\lambda_1 \geq \rho_1 \sum_{i=1}^N (2N - 2i + 1) = \rho_1 \left[ 2N^2 - 2 \frac{N(N+1)}{2} + N \right] = N^2 \rho_1.$$

This proves the lower bound. □

Similar techniques can lead to upper and lower bounds on the minimal eigenvalue  $\lambda_N$ :

**THEOREM 4.3.** *Let  $\delta\rho_* = \min_{1 \leq i \leq N-1} \rho_{i+1} - \rho_i$  and  $\delta\rho^* = \max_{1 \leq i \leq N-1} \rho_{i+1} - \rho_i$ . Then*

$$(4.19) \quad \frac{\delta\rho_*}{4} \leq \lambda_N \leq \frac{3\delta\rho^*}{10}.$$

*Proof.* We apply the Gerschgorin Circle Theorem to bound the maximal eigenvalue of  $\mathcal{C}$ , which is the reciprocal of the minimal eigenvalue of  $\mathcal{A}$ , to give the claimed lower bound. Consider the first row of  $\mathcal{C}$ . The diagonal plus sum of magnitudes of off-diagonal entries yields

$$(4.20) \quad \frac{1}{\rho_1} + \frac{1}{\rho_2 - \rho_1} = \frac{\rho_1 + \rho_2}{\rho_1(\rho_2 - \rho_1)}.$$

We then use (2.1) to bound this by

$$\frac{3}{\rho_2 - \rho_1} \leq \frac{3}{\delta\rho_*}.$$

Then, for  $2 \leq i \leq N-1$ , the diagonal plus sum of off-diagonal magnitudes gives

$$(4.21) \quad 2 \left[ \frac{1}{\rho_i - \rho_{i-1}} + \frac{1}{\rho_{i+1} - \rho_i} \right] \leq \frac{4}{\delta\rho_*}.$$

Finally, outer limit of the Gerschgorin disk for the final row is

$$(4.22) \quad \frac{2}{\rho_N - \rho_{N-1}} \leq \frac{2}{\delta\rho_*}.$$

Taking the maximum over these three calculations gives that

$$(4.23) \quad \frac{1}{\lambda_N} \leq \frac{4}{\delta\rho_*},$$

and the reciprocal of this inequality gives the lower bound.

To establish the upper bound, we again consider the Rayleigh quotient on a particular vector. Pick some vector  $\mathbf{x}$  such that for a fixed  $3 \leq i \leq N-2$

$$(4.24) \quad \mathbf{x}_j = \begin{cases} 1, & j = i, \\ -1, & |j - i| = 1, \\ 0, & \text{otherwise.} \end{cases}$$

Selecting  $i = 1, 2, N-2, N-1$ , although this requires dealing with exceptional first and last rows of (4.2) and does not appreciably improve our bound. Since  $\mathbf{x}$  is nonzero only in entries  $i-1, i, i+1$ , we directly compute the relevant entries of  $\mathcal{C}\mathbf{x}$  using (4.2) and (4.3).

$$(4.25) \quad \begin{aligned} (\mathcal{C}\mathbf{x})_{i-1} &= \sum_{j=1}^N \mathcal{C}_{i-1,j} \mathbf{x}_j = \mathcal{C}_{i-1,i-1} \mathbf{x}_{i-1} + \mathcal{C}_{i-1,i} \mathbf{x}_i \\ &= - \left( \frac{1}{\rho_{i-1} - \rho_{i-2}} + \frac{1}{\rho_i - \rho_{i-1}} \right) - \frac{1}{\rho_i - \rho_{i-1}} \\ &= - \frac{1}{\rho_{i-1} - \rho_{i-2}} - \frac{2}{\rho_i - \rho_{i-1}}. \end{aligned}$$

$$(4.26) \quad \begin{aligned} (\mathcal{C}\mathbf{x})_i &= \sum_{j=1}^N \mathcal{C}_{i,j} \mathbf{x}_j = \mathcal{C}_{i,i-1} \mathbf{x}_{i-1} + \mathcal{C}_{i,i} \mathbf{x}_i + \mathcal{C}_{i,i+1} \mathbf{x}_{i+1} \\ &= \frac{1}{\rho_i - \rho_{i-1}} + \left( \frac{1}{\rho_i - \rho_{i+1}} + \frac{1}{\rho_{i+1} - \rho_i} \right) + \frac{1}{\rho_{i+1} - \rho_i} \\ &= \frac{2}{\rho_i - \rho_{i-1}} + \frac{2}{\rho_{i+1} - \rho_i}. \end{aligned}$$

Similarly, we can compute

$$(4.27) \quad (\mathcal{C}\mathbf{x})_{i+1} = -\frac{2}{\rho_{i+1}-\rho_i} - \frac{1}{\rho_{i+2}-\rho_{i+1}}.$$

Now, we use the results to directly calculate that

$$(4.28) \quad \mathbf{x}^T \mathcal{C} \mathbf{x} = \frac{1}{\rho_{i-1}-\rho_{i-2}} + \frac{4}{\rho_i-\rho_{i-1}} + \frac{4}{\rho_{i+1}-\rho_i} + \frac{1}{\rho_{i+2}-\rho_{i+1}} \geq \frac{10}{\delta\rho^*}.$$

Now, we note that  $\mathbf{x}^T \mathbf{x} = 3$  for this choice of  $\mathbf{x}$  and using the Rayleigh quotient gives the upper bound on  $\lambda_N$ .  $\square$

Assuming some kind of comparability between  $\delta\rho_*$  and  $\delta\rho_*$ , both are on the order of  $N$ . This gives a spectral condition number (ratio of extremal eigenvalues) for  $\mathcal{A}$  on the order of  $N^2$ .

**5. Simplifying the preconditioner.** Our weighted norm preconditioner (3.1) provides parameter-robustness, but also maintains an all-to-all coupling between the layers that can become expensive as the number of layers increases. In this section, we propose two approaches to overcoming this difficulty. In the first case, we simply ignore the inter-layer coupling. We are able to prove that this strategy is more effective than the the  $N^2$  conditioning of  $A$  might otherwise suggest. In the second case, we make use of the special properties of  $\mathcal{A}$  derived above to propose a change of variables in the upper-left block of (3.1) that renders coupling only between adjacent layers.

**5.1. Neglecting inter-layer coupling.** The bilinear form

$$(5.1) \quad c(\mathbf{u}, \mathbf{v}) = (\mathbf{u}, \mathbf{v})_{\mathcal{M}} + Fr^2 k^2 (\nabla \cdot \mathbf{u}, \nabla \cdot \mathbf{v})_{\mathcal{A}},$$

yields the matrix (4.1) under discretization, and we want to compare  $c$  to the simpler form obtained by replacing the  $\mathcal{A}$ -weighted inner product with the standard one:

$$(5.2) \quad \hat{c}(\mathbf{u}, \mathbf{v}) = (\mathbf{u}, \mathbf{v})_{\mathcal{M}} + Fr^2 k^2 (\nabla \cdot \mathbf{u}, \nabla \cdot \mathbf{v}).$$

The latter form gives rise to the block diagonal matrix

$$(5.3) \quad \hat{\mathbf{C}} = \mathbf{M}^V + Fr^2 k^2 \mathbf{E},$$

which we can consider using it as a preconditioner for the matrix derived from  $c(\cdot, \cdot)$ . Both  $c$  and  $\hat{c}$  are symmetric and positive-definite, and showing an equivalence between them controls eigenvalues of the system obtained by preconditioning one with the other.

As a first attempt,  $\mathcal{A}$  is symmetric and positive-definite, and we can use the Rayleigh quotient pointwise inside of integrals to obtain:

$$(5.4) \quad \|\mathbf{w}\|_{\mathcal{A}}^2 = \int_{\Omega} (\mathcal{A}\mathbf{w}) \cdot \mathbf{w} \, dx \geq \int_{\Omega} \lambda_1 (\mathbf{w} \cdot \mathbf{w}) = \lambda_1 \|\mathbf{w}\|^2,$$

with a similar upper bound of  $\|\mathbf{w}\|_{\mathcal{A}}^2 \leq \lambda_1 \|\mathbf{w}\|^2$ .

Using this observation,

$$(5.5) \quad \lambda_N (\|\mathbf{u}\|_{\mathcal{M}}^2 + k^2 Fr^2 \|\nabla \cdot \mathbf{u}\|^2) \leq c(\mathbf{u}, \mathbf{u}) \leq \lambda_1 (\|\mathbf{u}\|_{\mathcal{M}}^2 + k^2 Fr^2 \|\nabla \cdot \mathbf{u}\|^2),$$

so that an equivalence between  $c$  and  $\hat{c}$  holds with a condition number of  $\lambda_1/\lambda_N$ , which is quadratic in the number of layers. With more careful consideration, however, are able to prove a tighter bound.

In this analysis, we will make the *inverse assumption* that there exists some  $C_I > 0$ , independent of  $\mathbf{u}$  and  $h$  such that

$$(5.6) \quad \|\nabla \cdot \mathbf{u}\| \leq \frac{C_I}{h} \|\mathbf{u}\|_{\mathcal{M}}$$

holds for all  $\mathbf{u} \in \mathbf{V}_h^N$  with some  $C_I > 0$  independent of  $\mathbf{u}$ . This estimate is a theorem for standard  $H^1$  polynomial spaces [8] and is commonly made assumption for  $H(\text{div})$  spaces. In our case, it follows from the standard  $H(\text{div})$  inverse assumption in each component plus the equivalence of  $\|\cdot\|_{\mathcal{M}}$  to the  $N$ -way  $L^2$  inner product.

To simplify our notation, we introduce the quantity

$$(5.7) \quad q = C_I k F r.$$

THEOREM 5.1. *For all  $\mathbf{u} \in \mathbf{V}_h^N$ , the equivalence*

$$(5.8) \quad \chi_0 \hat{c}(\mathbf{u}, \mathbf{u}) \leq c(\mathbf{u}, \mathbf{u}) \leq \chi_1 \hat{c}(\mathbf{u}, \mathbf{u})$$

holds, where

$$(5.9) \quad \chi_0 = \frac{\lambda_N q^2 + h^2}{q^2 + h^2}, \quad \chi_1 = \frac{\lambda_1 q^2 + h^2}{q^2 + h^2}.$$

*Proof.* We first prove the upper bound involving  $\chi_1$ , applying the Rayleigh quotient for  $\mathcal{A}$  pointwise to obtain

$$(5.10) \quad c(\mathbf{u}, \mathbf{u}) \leq \|\mathbf{u}\|_{\mathcal{M}}^2 + \lambda_1 F r^2 k^2 \|\nabla \cdot \mathbf{u}\|^2.$$

Next, for some  $0 \leq \alpha \leq 1$  to be specified, we split the  $\|\nabla \cdot \mathbf{u}\|^2$  term

$$(5.11) \quad c(\mathbf{u}, \mathbf{v}) \leq \|\mathbf{u}\|_{\mathcal{M}}^2 + \alpha \lambda_1 F r^2 k^2 \|\nabla \cdot \mathbf{u}\|^2 + (1 - \alpha) \lambda_1 F r^2 k^2 \|\nabla \cdot \mathbf{u}\|^2,$$

and using the inverse assumption (5.6), we have

$$(5.12) \quad c(\mathbf{u}, \mathbf{v}) \leq \left(1 + \frac{\alpha \lambda_1 q^2}{h^2}\right) \|\mathbf{u}\|_{\mathcal{M}}^2 + (1 - \alpha) \lambda_1 F r^2 k^2 \|\nabla \cdot \mathbf{u}\|^2.$$

The best bound here will be obtained if we choose  $\alpha$  to equalize the coefficients of the terms appearing in the bilinear form, or

$$1 + \frac{\alpha \lambda_1 q^2}{h^2} = (1 - \alpha) \lambda_1.$$

This is readily solved to find

$$(5.13) \quad \alpha = \frac{(\lambda_1 - 1) h^2}{\lambda_1 (h^2 + q^2)}.$$

So then, the coefficient of  $k^2 F r^2 \|\nabla \cdot \mathbf{u}\|^2$  in our estimate is  $\alpha_1 \lambda_1$ , which is equal to the claimed value  $\chi_1$ . The coefficient of  $\|\mathbf{u}\|_{\mathcal{M}}^2$  must have the same value, completing the upper bound.

Now, we consider the lower bound, which begins in the same way, using the lower bound on the Rayleigh quotient to write

$$(5.14) \quad c(\mathbf{u}, \mathbf{v}) \geq \|\mathbf{u}\|_{\mathcal{M}}^2 + \lambda_N F r^2 k^2 \|\nabla \cdot \mathbf{u}\|^2.$$



Now, we additively split the  $L^2$  term with some  $0 < \alpha < 1$ :

$$(5.15) \quad c(\mathbf{u}, \mathbf{u}) \geq (1 - \alpha) \|\mathbf{u}\|_{\mathcal{M}}^2 + \alpha \|\mathbf{u}\|_{\mathcal{M}}^2 + \lambda_N k^2 F r^2 \|\nabla \cdot \mathbf{u}\|^2.$$

Now, we rearrange the inverse assumption to bound  $\|\mathbf{u}\|_{\mathcal{M}}$  below by  $\frac{h}{C_I} \|\nabla \cdot \mathbf{u}\|$

$$(5.16) \quad \begin{aligned} c(\mathbf{u}, \mathbf{u}) &\geq (1 - \alpha) \|\mathbf{u}\|_{\mathcal{M}}^2 + \left( \frac{\alpha h^2}{C_I^2} + k^2 F r^2 \lambda_N \right) \|\nabla \cdot \mathbf{u}\|^2 \\ &= (1 - \alpha) \|\mathbf{u}\|_{\mathcal{M}}^2 + \left( \frac{\alpha h^2}{q^2} + \lambda_N \right) k^2 F r^2 \|\nabla \cdot \mathbf{u}\|^2, \end{aligned}$$

Again, the optimal choice of  $\alpha$  will balance the coefficients, so we solve

$$1 - \alpha = \frac{\alpha h^2}{q^2} + \lambda_N$$

to find

$$(5.17) \quad \alpha = \frac{q^2(1 - \lambda_N)}{q^2 + h^2},$$

so that  $1 - \alpha = \chi_0$  as claimed.  $\square$

This theorem shows a somewhat complex relationship between the physical and discretization parameters and the equivalence bounds obtained by neglecting the inter-layer coupling. The lower bound is somewhat simpler to unpack. Since  $\lambda_N > 0$  but decays like  $1/N$ , we always have

$$\chi_0 \geq \frac{h^2}{q^2 + h^2},$$

which is *independent* of the number of layers. Fixing  $h$  and letting  $q$  (here, a proxy for the time step) become small presents no problems. On the other hand, keeping a nondegenerate lower bound when  $h \rightarrow 0$  also requires  $q \rightarrow 0$  at a comparable rate.

The asymptotics of the upper bound are a bit different. We have that  $\lambda_1 = \mathcal{O}(N)$  as we increase the number of layers. However, this only makes  $\chi_1/\chi_0 = \mathcal{O}(N)$  rather than the naive  $\mathcal{O}(N)^2$  posited initially. Also, for a fixed number of layers, two comments are in order. First, we always have  $\chi_1 < \lambda_1$ . Second, we can decrease the effect of large  $\lambda_1$  by reducing the time step relative to the mesh size, for

$$\chi_1 = \frac{\lambda_1 q^2 + h^2}{q^2 + h^2} = \frac{\lambda_1 \left(\frac{q}{h}\right)^2 + 1}{\left(\frac{q}{h}\right)^2 + 1}.$$

**5.2. A block tridiagonal reformulation.** Neglecting the inter-layer coupling in our preconditioner is better than initially thought, and performs well for practical numbers of layers. Here, we sketch an alternate approach that should also sparsify the preconditioner while maintaining the layer-independence. This approach relies heavily on the tridiagonal inverse of the coupling matrix  $\mathcal{A}$ .

For the bilinear form  $c$  from (5.1) and some bounded linear functional  $f \in (\mathbf{V}_h^N)'$ , consider the variational problem

$$(5.18) \quad c(\mathbf{u}, \mathbf{v}) = f(\mathbf{v}), \quad \mathbf{v} \in V_h^N$$

Using (4.11) in this, we write

$$(5.19) \quad \mathcal{A} = \mathcal{C}^{-1} = (\mathcal{L}\mathcal{D}\mathcal{L}^T)^{-1} = \mathcal{L}^{-T}\mathcal{D}^{-1}\mathcal{L}^{-1},$$

so that

$$\begin{aligned}
 (5.20) \quad c(\mathbf{u}, \mathbf{v}) &= (\mathcal{M}\mathbf{u}, \mathbf{v}) + Fr^2k^2(\mathcal{L}^{-T}\mathcal{D}^{-1}\mathcal{L}^{-1}\nabla \cdot \mathbf{u}, \nabla \cdot \mathbf{v}) \\
 &= (\mathcal{M}\mathbf{u}, \mathbf{v}) + Fr^2k^2(\mathcal{D}^{-1}\nabla \cdot \mathcal{L}^{-1}\mathbf{u}, \nabla \cdot \mathcal{L}^{-1}\mathbf{v}).
 \end{aligned}$$

Now, we introduce auxiliary variables  $\tilde{\mathbf{u}} = \mathcal{L}^{-1}\mathbf{u}$  and  $\tilde{\mathbf{v}} = \mathcal{L}^{-1}\mathbf{v}$  and define the matrix  $\tilde{\mathcal{C}} = \mathcal{L}^T\mathcal{M}\mathcal{L}$ . This varies spatially, but is pointwise tridiagonal. With these substitutions, we have

$$\begin{aligned}
 (5.21) \quad c(\mathbf{u}, \mathbf{v}) &= (\mathcal{M}\mathcal{L}\tilde{\mathbf{u}}, \mathcal{L}\tilde{\mathbf{v}}) + Fr^2k^2(\mathcal{D}^{-1}\nabla \cdot \tilde{\mathbf{u}}, \nabla \cdot \tilde{\mathbf{v}}) \\
 &= (\tilde{\mathcal{C}}\tilde{\mathbf{u}}, \tilde{\mathbf{v}}) + Fr^2k^2(\mathcal{D}^{-1}\nabla \cdot \tilde{\mathbf{u}}, \nabla \cdot \tilde{\mathbf{v}}) \\
 &\equiv c(\tilde{\mathbf{u}}, \tilde{\mathbf{v}})
 \end{aligned}$$

Now, we can write (5.18) as

$$(5.22) \quad \tilde{c}(\tilde{\mathbf{u}}, \tilde{\mathbf{v}}) = \tilde{f}(\tilde{\mathbf{v}}).$$

Hence, one could change variables and solve a sparser system, in which only adjacent layers are coupled through the tridiagonal matrix  $\tilde{\mathcal{C}}$ , although this requires considerable care in the implementation.

**6. Numerical results.** We have implemented a mixed finite element discretization of the tide model and developed all of our preconditioners within the Firedrake framework [30]. Firedrake is an automated system for the solution of PDE using the finite element method. It generates efficient low-level code from the Unified Form Language (UFL) in Python [1], and interfaces tightly with PETSc for scalable algebraic solvers. Firedrake also has a rich ability to interoperate with and extend PETSc [21], which facilitates the definition of auxiliary bilinear forms needed for weighted norm preconditioning. Moreover, a facility to generate Runge-Kutta methods from a semi-discrete formulation was recently added to Firedrake through the Irksome project [16], and we use this to obtain the implicit midpoint rule.

Our numerical experiments primarily consist of testing preconditioners as a function of discretization and physical parameters. We discretize the problem on the unit square by taking an  $N_x \times N_y$  mesh subdivided into right triangles and use lowest-order Raviart-Thomas elements for  $\mathbf{u}_h$  and piecewise constants for  $\eta_h$ . In all our cases, we solve the resulting linear systems using unrestarted GMRES with right preconditioning. We chose the right-hand side by choosing an initial condition for the IBVP at rest but for a small disturbance in the top layer and taking one step of the implicit midpoint rule using Irksome. We iterated to the PETSc default relative tolerance of  $10^{-5}$ , which is appropriate for the low-order time and space discretizations under consideration. In certain cases, we found it necessary to use modified Gram-Schmidt orthogonalization, and so we used it throughout. Our techniques are not particular to the Raviart-Thomas elements or triangles. Much as in [20], we have also performed our experiments on rectangular Raviart-Thomas elements and trimmed serendipity elements [15, 18] with very similar results.

As point of reference, we will compare the weighted-norm preconditioners under consideration to a standard incomplete LU factorization method [33] with no fill. (Firedrake natively stores the momentum and elevation variables separately, but PETSc performs nested dissection to reorder the unknowns before performing the factorizations.) For wave-like equations with a reasonable time step and moderate

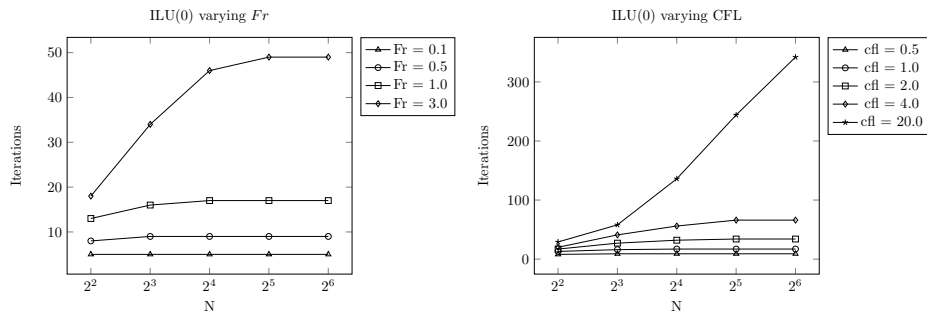


Fig. 6.1: Performance of ILU(0) preconditioner as a function of mesh parameters for various Froude and CFL numbers. Through, we fix  $\epsilon = 1$  and consider 5 layers with densities varying between 1.03 and 1.06. We see eventual mesh independence, but the number of iterations varies considerably with fixing the CFL number as 1 and varying the Froude number (left) or fixing  $Fr = 1$  and varying the CFL number (right).

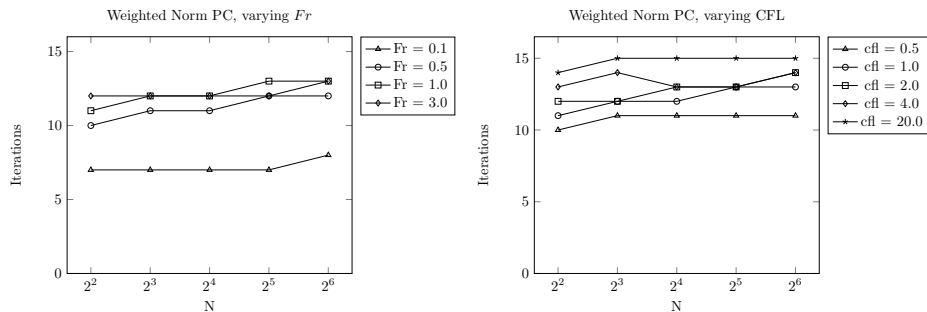


Fig. 6.2: Performance of the preconditioner (3.1) using exact inversion of the blocks. Parameters are the same as in Figure 6.1.

physical parameters, this is not a terrible approach. We refer to the two plots in Figure 6.1. Both plots fix 5 layers with equidistributed densities between 1.03 and 1.06 and Rossby number  $\epsilon = 1$ . In the first plot, we vary the Froude number and in the second, we vary the CFL number  $\Delta t/N$ . In both cases, we have mesh independence, but we see a wide range of variation with respect to the physical and discretization parameters.

We repeat these same experiments, now with the weighted-norm preconditioner we proposed in (3.1). Applying this preconditioner requires at least approximately inverting the block diagonal matrix. The best (in terms of iteration count) we can hope for is obtained if those blocks are in fact inverted exactly. The bottom right block is diagonal for lowest-order elements and hence trivial to invert. For the top left block, we compute a sparse LU factorization in a setup phase and perform solves with this at each iteration. We can compare Figure 6.2 to those in 6.1 and see the potential benefit of our new preconditioner. Although we see some variation with respect to the Froude and CFL numbers, we seem to approach a relatively small and mesh-independent bound, even for rather extreme parameter values.

However, for scaling to very large problems, it is important to consider ways of

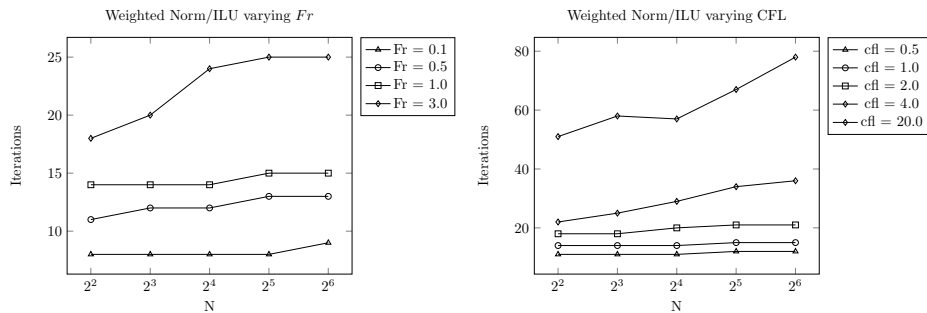


Fig. 6.3: Repeating the experiments in Figure 6.2, but with the inverse of the top left block approximated by ILU(0). We see an increase in iteration count, and greater parameter dependence. At moderate parameter values the increased iteration count is relatively small.

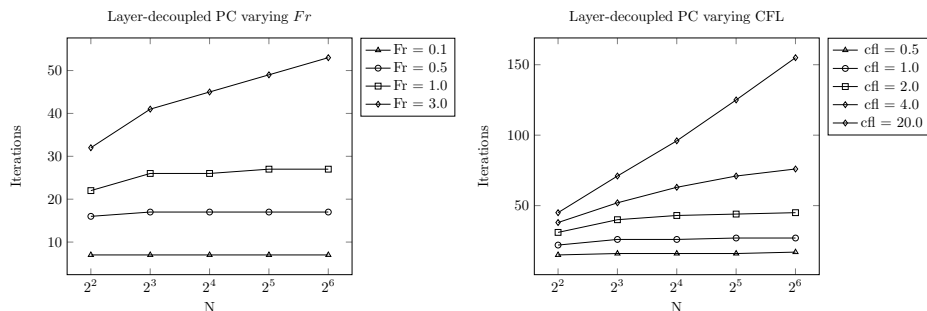


Fig. 6.4: Performance of the weighted norm preconditioner using the simplified form (5.2) in the top left block. Exact inversion of the blocks.

bypassing sparse factorizations. A simple strategy for this is to replace the inversion of the top left block with a simple ILU(0) factorization, and we repeat the experiments from Figures 6.1 and 6.2 using this choice in Figure 6.3. As expected, we lose some parameter robustness, but this could still give a practical result. These plots show that even running at CFL number requires only about 20 iterations per time step, and ILU(0) costs about as much as a matrix-vector product to apply. We remark that some adaptation of  $H(\text{div})$  multigrid [3] could recover parameter robustness at the cost of more expensive iterations.

We also repeat these experiments using the decoupled preconditioner suggested in (5.2) in the upper left block. Again, we present iteration counts exactly inverting the blocks in Figure 6.2 and using ILU(0) in the top left block in Figures 6.3. Perhaps unsurprisingly, we lose some parameter robustness with respect to the Froude and CFL numbers, but our iteration counts are only about 2-4 times as large as the respective iteration counts in Figures 6.2 and 6.3. The much-reduced sparsity of the preconditioner and hence its ILU(0) factorization could compensate for that increase.

Now, we want to comment on the dependence of the preconditioners as a function of the number of layers. For this, we fixed a  $N \times N$  mesh with  $N = 64$  divided into triangles, fixed  $Fr = \epsilon =$  and  $dt = 2/N = 0.03125$  and considered the number

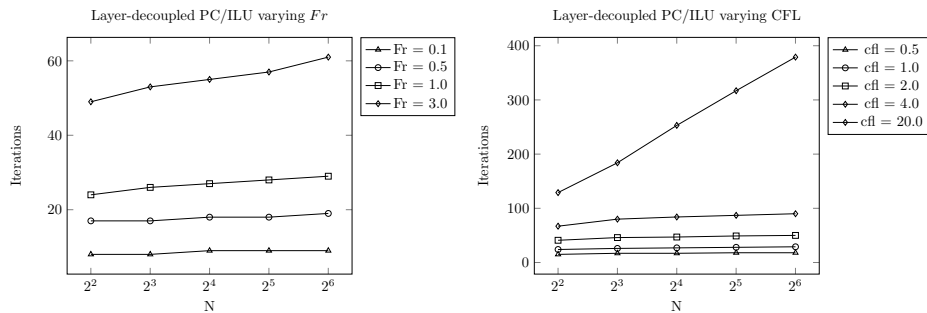


Fig. 6.5: Performance of the decoupled preconditioner using ILU(0) for the top left block.

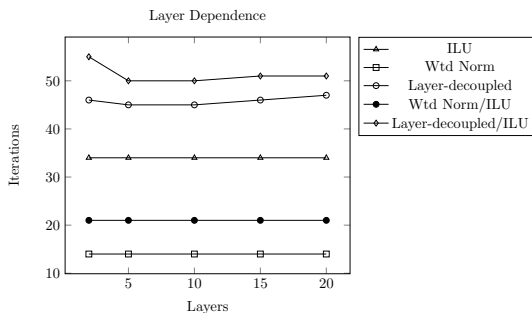


Fig. 6.6: Iteration count as a function of the number of layers. We see that the performance of our preconditioners seems bounded as we increase the number of layers, a result better than that predicted in Theorem 5.1.

of iterations required to solve the linear system with various preconditioners – ILU on the original system and preconditioners (3.1) and (5.2), alternately using exact inversion or an ILU approximation of the top-left block. These results are shown in Figure 6.6. None of these methods show significant variation as we increase the number of layers. This behavior for (3.1) is not unexpected in light of Theorems 3.1 and 3.2, but is better than one expects given Theorem 5.1.

**7. Conclusions and future work.** We have presented a new tide model based on the linearized rotating shallow water equations, but with several layers stratified by density. A mixed finite element discretization similar to that for single-layer models [13] gives rise to a large system of equations, with additional complexity arising from the all-to-all coupling between the layers. We have presented and analyzed weighted-norm preconditioners that are robust with respect to most of the physical and discretization parameters. For typical parameter values, additional approximations such as neglecting inter-layer coupling and approximating inverses of matrix blocks with incomplete factorizations may result in highly practical methods.

Future directions for this work would include careful energy-type estimates that sharply describe the physical damping in the system. These would inform *a priori* estimates like we have previously derived in the single layer case. Additionally, adapt-

ing such energy estimates to the fully discrete case, as well as studying the systems arising from higher-order temporal methods, present further challenges.

#### REFERENCES

- [1] M. S. ALNÆS, A. LOGG, K. B. ØLGAARD, M. E. ROGNES, AND G. N. WELLS, *Unified form language: A domain-specific language for weak formulations of partial differential equations*, ACM Transactions on Mathematical Software (TOMS), 40 (2014), pp. 1–37.
- [2] D. N. ARNOLD, D. BOFFI, AND R. S. FALK, *Quadrilateral  $H(\text{div})$  finite elements*, SIAM J. Numerical Analysis, 42 (2005), pp. 2429—2451.
- [3] D. N. ARNOLD, R. S. FALK, AND R. WINTHER, *Preconditioning in  $H(\text{div})$  and applications*, Math. Comput., 66 (1997), pp. 957–984, <https://doi.org/10.1090/S0025-5718-97-00826-0>, <http://dx.doi.org/10.1090/S0025-5718-97-00826-0>.
- [4] D. N. ARNOLD, R. S. FALK, AND R. WINTHER, *Multigrid in  $H(\text{div})$  and  $H(\text{curl})$* , Numerische Mathematik, 85 (2000), pp. 197–217.
- [5] E. AUDUSSE, *A multilayer Saint-Venant model: derivation and numerical validation*, Discrete & Continuous Dynamical Systems-B, 5 (2005), p. 189.
- [6] D. BOFFI, F. BREZZI, M. FORTIN, ET AL., *Mixed finite element methods and applications*, vol. 44, Springer, 2013.
- [7] L. BONAVENTURA, E. D. FERNÁNDEZ-NIETO, J. GARRES-DÍAZ, AND G. NARBONA-REINA, *Multilayer shallow water models with locally variable number of layers and semi-implicit time discretization*, Journal of Computational Physics, 364 (2018), pp. 209–234.
- [8] S. C. BRENNER AND L. R. SCOTT, *The mathematical theory of finite element methods*, vol. 15 of Texts in Applied Mathematics, Springer, New York, third ed., 2008.
- [9] F. BREZZI, J. D. JR., AND L. D. MARINI, *Two families of mixed finite elements for second order elliptic problems*, Numerische Mathematik, 47 (1985), pp. 217–235.
- [10] R. COMBLÉN, J. LAMBRECHTS, J.-F. REMACLE, AND V. LEGAT, *Practical evaluation of five partly discontinuous finite element pairs for the non-conservative shallow water equations*, Int. J. Num. Meth. Fluid., 63 (2010), pp. 701–724.
- [11] C. COTTER AND D. HAM, *Numerical wave propagation for the triangular P1DG-P2 finite element pair*, Journal of Computational Physics, 230 (2011), pp. 2806 – 2820, <https://doi.org/DOI:10.1016/j.jcp.2010.12.024>.
- [12] C. J. COTTER, P. J. GRABER, AND R. C. KIRBY, *Mixed finite elements for global tide models with nonlinear damping*, Numerische Mathematik, 140 (2018), pp. 963–991.
- [13] C. J. COTTER AND R. C. KIRBY, *Mixed finite elements for global tide models*, Numerische Mathematik, 133 (2016), pp. 255–277.
- [14] C. J. COTTER AND J. SHIPTON, *Mixed finite elements for numerical weather prediction*, Journal of Computational Physics, 231 (2012), pp. 7076–7091.
- [15] J. CRUM, C. CHENG, D. A. HAM, L. MITCHELL, R. C. KIRBY, J. A. LEVINE, AND A. GILLETTE, *Bringing trimmed serendipity methods to computational practice in Firedrake*, ACM Transactions on Mathematical Software, 48 (2022), pp. 1–19.
- [16] P. E. FARRELL, R. C. KIRBY, AND J. MARCHENA-MENENDEZ, *Irksome: Automating Runge–Kutta time-stepping for finite element methods*. arXiv preprint arXiv:2006.16282. To appear, *ACM Transactions on Mathematical Software*, 2021.
- [17] C. GARRETT AND E. KUNZE, *Internal tide generation in the deep ocean*, Annu. Rev. Fluid Mech., 39 (2007), pp. 57–87.
- [18] A. GILLETTE, T. KLOEFKORN, AND V. SANDERS, *Computational serendipity and tensor product finite element differential forms*, The SMAI Journal of Computational Mathematics, 5 (2019), pp. 1–21.
- [19] R. C. KIRBY, *From functional analysis to iterative methods*, SIAM Review, 52 (2010), pp. 269–293.
- [20] R. C. KIRBY AND T. KERNELL, *Preconditioning mixed finite elements for tide models*, Computers & Mathematics with Applications, 82 (2021), pp. 212–227.
- [21] R. C. KIRBY AND L. MITCHELL, *Solver composition across the pde/linear algebra barrier*, SIAM Journal on Scientific Computing, 40 (2018), pp. C76–C98, <https://doi.org/10.1137/17M1133208>.
- [22] D. LE ROUX, V. ROSTAND, AND B. POULIOT, *Analysis of numerically induced oscillations in 2D finite-element shallow-water models part I: Inertia-gravity waves*, SIAM J. Sci. Comput., 29 (2007), pp. 331–360.
- [23] D. Y. LE ROUX, *Dispersion relation analysis of the  $P_1^{NC} - P_1$  finite-element pair in shallow-water models*, SIAM Journal on Scientific Computing, 27 (2005), pp. 394–414.

- [24] D. Y. LE ROUX AND B. POULIOT, *Analysis of numerically induced oscillations in two-dimensional finite-element shallow-water models part II: Free planetary waves*, SIAM journal on scientific computing, 30 (2009), pp. 1971–1991.
- [25] J. LE SOMMER, S. MEDVEDEV, R. PLOUGONVEN, AND V. ZEITLIN, *Singularity formation during relaxation of jets and fronts toward the state of geostrophic equilibrium*, Communications in Nonlinear Science and Numerical Simulation, 8 (2003), pp. 415–442.
- [26] K. T. MANDLI, *Finite volume methods for the multilayer shallow water equations with applications to storm surges*, PhD thesis, University of Washington, 2011.
- [27] K.-A. MARDAL AND R. WINTHER, *Preconditioning discretizations of systems of partial differential equations*, Numerical Linear Algebra with Applications, 18 (2011), pp. 1–40.
- [28] W. MUNK AND C. WUNSCH, *Abyssal recipes II: energetics of tidal and wind mixing*, Deep-Sea Research Part I, 45 (1998), pp. 1977–2010.
- [29] M. M. RANA, V. E. HOWLE, K. LONG, A. MEEK, AND W. MILESTONE, *A new block preconditioner for implicit Runge–Kutta Methods for parabolic PDE Problems*, SIAM Journal on Scientific Computing, 43 (2021), pp. S475–S495.
- [30] F. RATHGEBER, D. A. HAM, L. MITCHELL, M. LANGE, F. LUPORINI, A. T. T. MCRAE, G.-T. BERCEA, G. R. MARKALL, AND P. H. J. KELLY, *Firedrake: automating the finite element method by composing abstractions*, ACM Transactions on Mathematical Software, 43 (2016), pp. 24:1–24:27, <https://doi.org/10.1145/2998441>, <https://arxiv.org/abs/1501.01809>.
- [31] P. A. RAVIART AND J. M. THOMAS, *A mixed finite element method for 2nd order elliptic problems*, in Mathematical aspects of finite element methods (Proc. Conf., Consiglio Naz. delle Ricerche (C.N.R.), Rome, 1975), Springer, Berlin, 1977, pp. 292–315. Lecture Notes in Math., Vol. 606.
- [32] V. ROSTAND AND D. LE ROUX, *Raviart-Thomas and Brezzi-Douglas-Marini finite-element approximations of the shallow-water equations*, Int. J. Num. Meth. Fluids, 57 (2008), pp. 951–976.
- [33] Y. SAAD, *Iterative methods for sparse linear systems*, SIAM, 2003.
- [34] Y. SAAD AND M. H. SCHULTZ, *GMRES: A generalized minimal residual algorithm for solving nonsymmetric linear systems*, SIAM Journal on Scientific and Statistical Computing, 7 (1986), pp. 856–869.
- [35] B. S. SOUTHWORTH, O. KRZYSIK, W. PAZNER, AND H. DE STERCK, *Fast solution of fully implicit Runge-Kutta and discontinuous Galerkin in time for numerical PDEs, Part I: the linear setting*, arXiv preprint arXiv:2101.00512, (2021). to appear, *SIAM J. Scientific Computing*.
- [36] H. WELLER, T. RINGLER, M. PIGGOTT, AND N. WOOD, *Challenges facing adaptive mesh modeling of the atmosphere and ocean*, Bulletin of the American Meteorological Society, 91 (2010), pp. 105–108.