

On the Robustness of Dialogue History Representation in Conversational Question Answering: A Comprehensive Study and a New Prompt-based Method

Zorik Gekhman^{T*} Nadav Oved^{T*} Orgad Keller^G Idan Szpektor^G Roi Reichart^T

^TTechnion - Israel Institute of Technology ^GGoogle Research

{zorik@campus.|nadavo@campus.|roiri@}technion.ac.il

{orgad|szpektor}@google.com

Abstract

Most works on modeling the conversation history in Conversational Question Answering (CQA) report a single main result on a common CQA benchmark. While existing models show impressive results on CQA leaderboards, it remains unclear whether they are robust to shifts in setting (sometimes to more realistic ones), training data size (e.g. from large to small sets) and domain. In this work, we design and conduct the first large-scale robustness study of history modeling approaches for CQA. We find that high benchmark scores do not necessarily translate to strong robustness, and that various methods can perform extremely differently under different settings. Equipped with the insights from our study, we design a novel prompt-based history modeling approach, and demonstrate its strong robustness across various settings. Our approach is inspired by existing methods that highlight historic answers in the passage. However, instead of highlighting by modifying the passage token embeddings, we add textual prompts directly in the passage text. Our approach is simple, easy-to-plug into practically any model, and highly effective, thus we recommend it as a starting point for future model developers. We also hope that our study and insights will raise awareness to the importance of robustness-focused evaluation, in addition to obtaining high leaderboard scores, leading to better CQA systems.¹

1 Introduction

Conversational Question Answering (CQA) involves a dialogue between a user who asks questions and an agent that answers them based on a given document. CQA is an extension of the traditional single-turn QA task (Rajpurkar et al., 2016),

with the major difference being the presence of the conversation history, which requires effective *history modeling* (Gupta et al., 2020). Previous work demonstrated that the straightforward approach of concatenating the conversation turns to the input is lacking (Qu et al., 2019a), leading to various proposals of architecture components that explicitly model the conversation history (Choi et al., 2018; Huang et al., 2019; Yeh and Chen, 2019; Qu et al., 2019a,b; Chen et al., 2020; Kim et al., 2021). However, there is no single agreed-upon setting for evaluating the effectiveness of such methods, with the majority of prior work reporting a single main result on a CQA benchmark, such as CoQA (Reddy et al., 2019) or QuAC (Choi et al., 2018).

While recent CQA models show impressive results on these benchmarks, such a single-score evaluation scheme overlooks aspects that can be essential in real-world use-cases. First, QuAC and CoQA have large annotated training sets, which makes it unclear whether existing methods can remain effective in small-data settings, where the annotation budget is limited. In addition, the evaluation is done in-domain, ignoring the model’s robustness to domain shifts, with target domains that may even be unknown at model training time. Furthermore, the models are trained and evaluated using a “clean” and relatively fluent conversation history between 2 humans, while in reality the history can be “noisy” and less fluent, due to the incorrect answers by the model (Li et al., 2022). Finally, these benchmark scores mix the impact of advances in pre-trained language models (LMs) with conversation history modeling effectiveness.

In this work, we investigate the robustness of *history modeling* approaches in CQA. We ask whether high performance on existing benchmarks also indicates strong robustness. To address this question, we carry out the first large-scale robustness study using 6 common modeling approaches. We design 5 robustness-focused evaluation settings, that we

* Authors contributed equally to this work.

¹Our code and data will be released at:

<https://github.com/zorikg/MarCQAp>

curate based on 4 existing CQA datasets. Our settings are designed to evaluate efficiency in low-data scenarios, the ability to scale in a high-resource setting, as well as robustness to domain-shift and to noisy conversation history. We then perform a comprehensive robustness study, where we evaluate the considered methods in our settings.

We focus exclusively on *history modeling*, as it is considered the most significant aspect of CQA (Gupta et al., 2020), differentiating it from the classic single-turn QA task. To better reflect the contribution of the history modeling component, we make adaptations to the existing evaluation metric. First, to avoid biases from different underlying pre-trained LMs, we fix the underlying LM for all the evaluated methods, re-implementing all of them. Second, instead of focusing on final scores on a benchmark, we focus on each model’s improvement ($\Delta\%$) compared to a baseline QA model that has no access to the conversation history.

Our results show that history modeling methods perform very differently in different settings, and that approaches that achieve high benchmark scores are not necessary robust under low-data and domain-shift settings. Through careful analysis, we observe that approaches that highlight historic answers within the document by modifying the document embeddings, achieve the top benchmark scores, but their performance is surprisingly lacking in low-data and domain-shift settings. We hypothesize that history highlighting yields high-quality representation, but since the existing highlighting methods add additional dedicated embedding vectors, specifically designed to highlight the passage’s tokens, they are prone to over-fitting.

These findings motivate us to search for an alternative history modeling approach with improved robustness across different settings. Following latest trends w.r.t. prompt-engineering in NLP (Liu et al., 2021), we design a novel prompt-based approach for history modeling, which adds textual prompts within the grounding document in order to highlight previous answers from the conversation history. While our approach is inspired by the embedding-based highlighting methods, not only it is simpler, but also shows superior *efficiency* and *robustness* compared to existing modeling approaches in all settings. As it is based on prompt-engineering, it can be easily combined with any architecture, allowing to fine-tune any model with a single-turn QA architecture for the CQA task

with minimal effort. Thus, we hope that this approach will be adopted by the community as a useful starting point, owing to its simplicity, as well as high effectiveness and robustness. We also hope that our study and insights will encourage more robustness-focused evaluations, in addition to obtaining high leaderboard scores, leading to better CQA systems.

2 Preliminaries

2.1 Task Definition and Notations

Given a fixed input text passage P , the current question q_k and a conversation history \mathcal{H}_k in a form of a sequence of previous questions and answers $\mathcal{H}_k = (q_1, a_1, \dots, q_{k-1}, a_{k-1})$, a CQA model should provide an answer a_k for the current question q_k based on P as a knowledge source. The answers can be either spans within the passage P (*extractive*) or free-form text (*abstractive*).

2.2 CQA Datasets

QuAC (Choi et al., 2018) and **CoQA** (Reddy et al., 2019) are the two leading large-scale CQA datasets, with different properties. CoQA contains mostly simple factoid questions, and the answers are usually short noun phrases. In QuAC, the questions are more exploratory and open-ended with longer answers that are more likely to be followed up. This makes QuAC more challenging and realistic.

We follow the common practice from recent works (Qu et al., 2019b,a; Kim et al., 2021; Li et al., 2022) focusing on QuAC as our main dataset, using its training set (83,568 questions from 11,567 dialogues) for training, and its development set (7,354 questions from 1,000 dialogues) for in-domain evaluation (the test set is hidden, and used for a leaderboard challenge²). We use CoQA for (a) additional pre-training or (b) for domain-shift evaluation.

DoQA (Campos et al., 2020) is another CQA dataset with dialogues from 3 domains of the Stack Exchange online forum. Due to its relatively small size (10,917 questions), it is typically used for testing transfer and zero-shot learning. We use it (and CoQA) for domain-shift evaluation.

QuAC Noisy-History (QuAC-NH) Human-machine conversations are usually less fluent compared to human-human conversations, since models tend to make more mistakes (Li et al.,

²We also submitted our best model to the leaderboard (§5).

Data source Domain	In-Domain		Out-Of-Domain								
	QuAC	QuAC-NH	children stories	literature	CoQA mid-high school	news	wikipedia	cooking	DoQA movies	travel	
# Examples	7,354	10,515	1,425	1,630		1,653	1,649	1,626	1,797	1,884	1,713
# Conversations	1,000	1,204	100	100		100	100	100	400	400	400

Table 1: Evaluation datasets.

2022). However, full human-machine evaluation requires an online setting with a human-in-the-loop. As a middle ground for testing on a noisy conversation setting, with incorrect answers and less fluent flow, we compile an offline test-set of conversations between humans and models collected by Li et al. (2022), denoted as *QuAC-NH*.

Concretely, Li et al. collected human-machine conversations based on 100 passages from QuAC’s validation set, and performed a human evaluation for the models’ answers. To use this dataset for automatic evaluation, we leverage the fact that answers are labeled for correctness, which allows us to use the *correct* answers as ground-truth labels.

Recall that in QuAC, each human-human conversation $[q_1, a_1, \dots, q_m, a_m]$ and the corresponding passage P , are used to create m CQA examples $\{E_i\}_{i=1}^m = \{(P, \mathcal{H}_i, q_i)\}_{i=1}^m$, where $\mathcal{H}_i = (q_1, a_1, \dots, q_{i-1}, a_{i-1})$. a_i is then used as a label for E_i . In QuAC-NH, some answers from (a_1, \dots, a_m) can be incorrect. Thus, if a_i is incorrect, E_i is filtered out to avoid corrupting the evaluation set with incorrectly labeled examples. We also filtered out invalid questions (Li et al., 2022) and answers that did not appear in P ,³ remaining with 10,515 questions from 1,204 conversations.

2.3 CQA Related Work

Conversation History Modeling is the major challenge in CQA (Gupta et al., 2020). Early work used recurrent neural networks (RNNs) and variants of attention mechanisms (Reddy et al., 2019; Choi et al., 2018; Zhu et al., 2018). Another trend used flow-based approaches, which generate a latent representation for the history tokens using tokens from the passage (Huang et al., 2019; Yeh and Chen, 2019; Chen et al., 2020). Yet, the most successful direction so far, and the focus of our work, is fine-tuning Transformer-based (Vaswani et al., 2017) pre-trained language models (LMs).

The simplest approach to model the history with

³Even though Li et al. only used extractive models, a small portion of the answers did not appear in the passage.

LMs is to concatenate the turns together with the passage as a single text input (Choi et al., 2018; Qu et al., 2019a; Zhao et al., 2021). An alternative approach rewrites the current question based on the history into a self-contained question (Elghohary et al., 2019). The rewritten question can be taken as the only input instead of the entire history (Vakulenko et al., 2021), or as an additional training signal (Kim et al., 2021). A complementary approach highlights the historic answers within the passage by modifying the passage’s token embedding (Qu et al., 2019a,b). Qu et al. (2019b) also introduced a component that performs dynamic history selection after each conversation turn is encoded. We only utilize the (positional) answer embedding mechanism (§3.4) in our tested models, owing to its simplicity and high effectiveness.

3 History Modeling Study

In this work, we examine the effect of a model’s history representation on its robustness. To this end, we evaluate different approaches under several settings that diverge from the *standard* supervised benchmark (§3.1). This allows us to examine whether some methods’ performance deteriorates more quickly than others in different scenarios. To compare the approaches within a stratified setting, we re-implemented them such that they make use of the same underlying language model (LM) for text representation (§3.3). Furthermore, to focus on the gains from history modeling, we propose to measure the performance for each approach compared to a baseline QA model that has no access to the dialogue history (§3.2).

3.1 Robustness Study Settings

We next describe each comparative setting in our study and the rationale behind it, summarized in Table 2. Table 1 depicts the utilized datasets.

Standard. Defined by Choi et al. (2018), this setting is followed by most works. We use a medium-sized pre-trained LM for each method, commonly

	Pre-trained LM Size	Training	Evaluation
<i>Standard</i>	Base	QuAC	QuAC
<i>High-Resource</i>	Large	CoQA + QuAC	QuAC
<i>Low-Resource</i>	Base	QuAC smaller samples	QuAC
<i>Domain-Shift</i>	Base	QuAC	CoQA + DoQA
<i>Noisy-History</i>	Base	QuAC	QuAC-NH

Table 2: Summary of our proposed settings.

known as its *base* version, then fine-tune and evaluate the models on QuAC.

High-Resource. This setting examines to which extent methods can improve their performance when given more resources. To this end, we use a *large* pre-trained LM, perform additional pre-training (with the CQA objective) on CoQA, and then fine-tune and evaluate on QuAC.

Low-Resource. In this setting, we examine the *efficiency* of the history modeling approaches by reducing the size of the training set. This setting is similar to the *standard* setting, except that we fine-tune on smaller samples of QuAC’s training set. We train 4 model variants: 20%, 10%, 5% and 1%, reflecting the percentage of training data retained. Some approaches rely on additional model that performs question rewriting (§3.4), we choose to treat this model as a given, using the same model for all settings, limiting only the CQA training data.

Domain-Shift. This setting examines the *robustness* of each method to *domain-shift*. To this end, we use the 8 domains in the CoQA and DoQA datasets as test sets from unseen target domains, evaluating the models trained under the *standard* setting on these test-sets.

Noisy-History. This setting examines the robustness to noisy conversation history, where the answers are sometimes incorrect and the conversation flow is less fluent. To this end, we evaluate the models trained under the *standard* setting on the QuAC-NH dataset (for more details see §2.2).

3.2 Evaluation Metric

The main metric considered for QA and CQA is the average word-level F1 score (Rajpurkar et al., 2016; Choi et al., 2018; Reddy et al., 2019; Campos et al., 2020).⁴ Since in this work we evaluate history modeling performance, we propose to focus on

⁴We follow the calculation presented in Choi et al. (2018).

each model’s improvement in F1 ($\Delta\%$) compared to a baseline single-turn QA model that has no access to the dialogue history.

3.3 Pre-trained LM

To avoid biases stemming from the use of different pre-trained LMs, we re-implement all the considered methods using the same LM. We utilize the Longformer (Beltagy et al., 2020), a sparse-attention Transformer specifically designed to process long inputs, and therefore is a good fit for handling the conversation history and the source passage as a combined (long) input. We note that prior work usually utilized dense-attention Transformers, whose input limitation forced the authors to truncate the conversation history \mathcal{H}_k and split the passage P to chunks, processing them separately and combining the results (Choi et al., 2018; Qu et al., 2019a,b; Kim et al., 2021; Zhao et al., 2021). This introduces additional complexity and diversity in the implementations, while with the Longformer, we make use of a single simple implementation that can attend to the entire history and the passage.

For the *base* LM (used in all settings except *high-resource*) we found that a Longformer that was further pretrained on SQuADv2 (Rajpurkar et al., 2018),⁵ achieved consistently better performance than the base Longformer. Thus, we adopted it as our *base* LM. For the *large* LM (used in the *high-resource* setting) we used Longformer-large.⁶

We would also like to highlight a recent work by Zhao et al. (2021), who introduced RoR, a pipeline that enhances a dense-attention Transformer, to better handle long sequences. Notably, Zhao et al. reported the state-of-the-art result on the QuAC benchmark, using ELECTRA+RoR with simple history concatenation (equivalent to CONCAT, see §3.4), in a setting that is equivalent to our *high-resource* setting (see §3.1). While this result suggests that ELECTRA+RoR can outperform the Longformer,⁷ since our primary focus is analyzing the robustness of different history modeling techniques and not long sequence models, we opt for a general-purpose commonly used LM for long sequences, which exhibits competitive performance.

⁵<https://huggingface.co/mrm8488/longformer-base-4096-finetuned-squadv2>

⁶<https://huggingface.co/allenai/longformer-large-4096>

⁷At least in the *high-resource* setting.

3.4 Evaluated Methods

In our study we choose to focus on modern history modeling approaches that leverage pre-trained LMs, which showed significant performance improvements in recent years (§2.3).

We next describe the evaluated methods:

NO HISTORY This is our baseline QA model with no access to the conversation history. As discussed in §3.2, all the history modeling methods will be evaluated on their ability to improve on top of its result. We trained a Longformer for QA, using the current question q_k and the passage P as a single packed input sequence (ignoring the conversation history \mathcal{H}_k). The model then *extracts* the answer span by predicting its start and end positions within the passage P . This QA modeling approach was first proposed by Devlin et al. (2019).

CONCAT Concatenates the conversation history \mathcal{H}_k to the input (in addition to the current question q_k and the passage P), this is the most straightforward way to model the history (Choi et al., 2018; Qu et al., 2019a; Zhao et al., 2021). Other than the change in input, this CQA model architecture and training is identical to NO HISTORY.

REWRITE This approach was proposed in Vakulenko et al. (2021). It consists of a pipeline of 2 models, question rewriting (QR) and question answering (QA). The QR model first generates a self-contained question \tilde{q}_k , based on the current question q_k and the conversation history \mathcal{H}_k . The rewritten question \tilde{q}_k and the passage P , are then used as input to a standard QA model, which is similar to NO HISTORY. This approach effectively summarizes the dialogue history instead of providing it as a concatenation of turns. For the QR model we follow Vakulenko et al. (2021); Kim et al. (2021) and fine-tune T5-base (Raffel et al., 2020) on the CANARD dataset (Elgohary et al., 2019).

REWRITE_C Hypothesizing that there is useful information in the history \mathcal{H}_k on top of the self-contained question \tilde{q}_k , we combined REWRITE and CONCAT, obtaining a model which is similar to CONCAT, except that it replaces the current question q_k with the rewritten question \tilde{q}_k .

ExCorD_{LF} Our implementation of the ExCorD approach proposed in Kim et al. (2021). Instead of rewriting the original question q_k at inference time (REWRITE), ExCorD uses a rewritten question only at training time as a signal to guide the model when

encoding the original question. While their original work used RoBERTa, we remind the reader that, for stratified comparison, we used the Longformer, observing a comparable result on QuAC (Table 3).

HAE_{LF} Our implementation of the model proposed in Qu et al. (2019a), which highlights the history within the passage. Instead of concatenating the history \mathcal{H}_k to the input, HAE highlights the historic answers $\{a_i\}_{i=1}^{k-1}$ in \mathcal{H}_k within the passage P , by modifying the passage token embeddings. HAE adds an additional dedicated embedding layer with 2 learned embedding vectors, denoting whether a token appears in any historic answers or not.

PosHAE_{LF} Our implementation of the model proposed in Qu et al. (2019b), which extends HAE by adding positional information. The embedding matrix is extended to contain a vector per conversation turn, where each embedding vector represents the turn that each token belongs to. The original work implemented HAE and PosHAE for BERT, while we implement it for Longformer, observing a dramatic performance boost (§4).

3.5 Implementation Details

We fine-tune all models on QuAC for 10 epochs, employ an effective batch size of 640 (batch size · accumulation steps), use a weight decay of 0.01, and a learning rate of $3 \cdot 10^{-5}$. In the high-resource setup, we also pre-train on CoQA for 5 epochs. We limit the input length to 2000 tokens only during training, padding shorter sequences and truncating longer ones. We use a maximum output length of 64 tokens. Following Beltagy et al. (2020), we set Longformer’s global attention to all the tokens of q_k . We use the cross-entropy loss and *AdamW* optimizer (Kingma and Ba, 2015; Loshchilov and Hutter, 2019). Our implementation makes use of the *HuggingFace Transformers* (Wolf et al., 2020),⁸ and *PyTorch-Lightning* libraries.⁹

4 Results and Analysis

We next discuss the takeaways from our study, where we evaluated the considered methods across the proposed settings. Table 3 presents the results for the *standard*, *high-resource* and *low-resource* settings. Table 4 further presents the *domain-shift*

⁸<https://github.com/huggingface/transformers>

⁹<https://github.com/PyTorchLightning/pytorch-lightning>

Setting	Low-Resource				Standard	High-Resource	
LM	Longformer-base Pre-trained SQuAD				Longformer-base Pre-trained SQuAD	Longformer-large Pre-trained CoQA	
Training set size	800 (1%)	4K (5%)	8K (10%)	16K (20%)	Avg $\Delta\%$	80K (100%)	80K (100%)
NO HISTORY	45.0	50.0	52.9	55.4	–	60.4	65.6
CONCAT	43.9 (-2.4%)	51.2 (+2.4%)	53.4 (+0.9%)	57.8 (+4.3%)	+1.3%	65.8 (+8.9%)	72.3 (+10.2%)
REWRITE	46.5 (+3.3%)	54.0 (+8.0%)	56.4 (+6.6%)	59.2 (+6.9%)	+6.2%	64.6 (+7.0%)	69.0 (+5.2%)
REWRITE _C	42.3 (-6.0%)	54.4 (+8.8%)	57.2 (+8.1%)	60.6 (+9.4%)	+5.1%	67.3 (+11.4%)	72.5 (+10.5%)
ExCorD _{LF}	46.0 (+2.2%)	53.0 (+6.0%)	57.2 (+8.1%)	60.3 (+8.8%)	+6.3%	67.5 (+11.8%)	73.8 (+12.3%)
HAE _{LF}	44.5 (-1.1%)	50.8 (+1.6%)	55.0 (+4.0%)	59.8 (+7.9%)	+3.1%	69.0 (+14.2%)	73.2 (+11.4%)
PosHAE _{LF}	40.5 (-10.0%)	51.0 (+2.0%)	55.1 (+4.2%)	60.9 (+9.9%)	+1.5%	69.8 (+15.6%)	74.2 (+12.9%)
MarCQAp (§5)	48.2 (+7.1%)	57.4 (+14.8%)	61.3 (+15.9%)	64.6 (+16.6%)	+13.6%	70.2 (+16.2%)	74.7 (+13.7%)

Table 3: In-domain F1 scores on the full QuAC validation set, for the *standard*, *high-resource* and *low-resource* settings. We color coded the $\Delta\%$ for **positive** and **negative** numbers.

Setting	Domain-Shift									
Domain	Children Sto.	Literature	CoQA		News	Wikipedia	Cooking	DoQA		Avg $\Delta\%$
			M/H Sch.					Movies	Travel	
NO HIST.	54.8	42.6	50.3	50.1	58.2	46.9	45.0	44.0	–	
CONCAT	62.2 (+13.5%)	48.0 (+12.7%)	55.3 (+9.9%)	54.9 (+9.6%)	59.9 (+2.9%)	54.8 (+16.8%)	52.0 (+15.6%)	48.4 (+10%)	+11.4%	
REWRITE	60.1 (+9.7%)	47.7 (+12.0%)	55.0 (+9.3%)	54.8 (+9.4%)	60.9 (+4.6%)	44.6 (-4.9%)	43.2 (-4.0%)	40.9 (-7.0%)	+3.6%	
REWRITE _C	62.7 (+14.4%)	49.0 (+15.0%)	56.7 (+12.7%)	55.2 (+10.2%)	59.4 (+2.1%)	52.0 (+10.9%)	49.1 (+9.1%)	46.4 (+5.5%)	+10.0%	
ExCorD _{LF}	62.7 (+14.4%)	51.5 (+20.9%)	58.2 (+15.7%)	57.0 (+13.8%)	63.6 (+9.3%)	53.7 (+14.5%)	51.1 (+13.6%)	48.6 (+10.5%)	+14.1%	
HAE _{LF}	61.8 (+12.8%)	50.5 (+18.5%)	56.6 (+12.5%)	55.4 (+10.6%)	60.9 (+4.6%)	45.0 (-4.1%)	45.1 (+0.2%)	45.1 (+2.5%)	+7.2%	
PosHAE _{LF}	56.6 (+3.3%)	47.4 (+11.3%)	55.4 (+10.1%)	52.7 (+5.2%)	61.7 (+6.0%)	45.6 (-2.8%)	45.8 (+1.8%)	44.7 (+1.6%)	+4.6%	
MarCQAp (§5)	66.7 (+21.7%)	56.4 (+32.4%)	61.8 (+22.9%)	60.8 (+21.4%)	67.5 (+16.0%)	53.3 (+13.6%)	51.8 (+15.1%)	50.1 (+13.9%)	+19.6%	

Table 4: F1 and $\Delta\%$ scores for the *domain-shift* setting. We color coded the $\Delta\%$ for **positive** and **negative** numbers.

Setting	Noisy-History
NO HISTORY	49.9
CONCAT	55.3 (+10.8%)
REWRITE	56.0 (+12.2%)
REWRITE _C	58.5 (+17.2%)
ExCorD _{LF}	56.8 (+13.8%)
HAE _{LF}	57.9 (+16.0%)
PosHAE _{LF}	60.1 (+20.4%)
MarCQAp (§5)	62.3 (+24.9%)

Table 5: F1 and $\Delta\%$ scores for the *noisy-history* setting.

results. Finally, Table 5 depicts the results for the *noisy-history* setting. Each method is compared to NO HISTORY by calculating the $\Delta\%$ (§3.2). The tables also present the results for our method, termed MarCQAp, which is discussed in §5.

We further analyze the effect of the conversation history length in Figure 1, evaluating models from the *standard* setting with different limits on the history length. For instance, when the limit is 2, we expose the model to up to the 2 most recent turns, truncating examples with more than 2 turns to contain only the most recent 2 turns.¹⁰

¹⁰We exclude REWRITE, since it is using the history only in the form of the rewritten question. For REWRITE_C, we focus on the QA model’s utilization of the concatenated history, with the question rewriting model exposed to the entire history.

Key Findings A key goal of our study is to examine the robustness of history modeling approaches to setting shifts. This research reveals limitations of the single-score benchmark-based evaluation adopted in previous works (§4.1), as such scores are shown to be only weakly correlated with low-resource and domain-shift robustness. Furthermore, keeping in mind that history modeling is a key aspect of CQA, our study also demonstrates the importance of isolating the contribution of the history modeling method from other model components (§4.2). Finally, we discover that while history highlighting approaches create high-quality input representations, the robustness of such methods is surprisingly poor. We further analyze the history highlighting results and provide possible explanations for this phenomenon (§4.3). This finding is the key motivation for our proposed method (§5).

4.1 High CQA Benchmark Scores do not Indicate Good Robustness

First, we observe some expected general trends: All methods improve on top of NO HISTORY, as demonstrated by the **positive** $\Delta\%$ in the *standard* setting, showing that all the methods can leverage information from the conversation history \mathcal{H}_k . All methods scale with more training data

and larger model (*high-resource*), and their performances drop significantly when the training data size is reduced (*low-resource*) or when they are presented with noisy conversation history. A performance drop is also observed when evaluating on *domain-shift*, as expected in a zero shot setting.

However, not all methods scale equally and some methods deteriorate faster than others. This phenomena is further illustrated in Table 6, where the methods are ranked by their scores in each setting. We observe high instability between settings. For instance, PosHAE_{LF} is the top performing method in 3 settings but is almost the worst one in 2 others. REWRITE is the second best method in the *low-resource* setting, but among the last ones in other settings. So is the case with CONCAT: Second best in *domain-shift* but among the worst ones in others. In addition, while all the methods are improving when they are exposed to longer histories (Figure 1), some saturate earlier than others.

We further analyse the cross-settings instability, by focusing on the question rewriting approaches as a case study and deep diving into their results. As a starting point we note that Kim et al. (2021) reported that the simple CONCAT outperformed REWRITE in the *standard* setting, which is in line with our results ($\Delta\%$ of 8.9 compared to 7.0). *Does this mean that the rewritten question is not useful?*

First, we observe that our REWRITE_C variant outperforms CONCAT in the *standard* setting ($\Delta\%$ of 11.4 compared to 8.9), indicating that the rewritten question provides complementary information on top of the concatenated history. This information shows useful in *low-resource* settings, where the model struggles to effectively leverage a concatenated history, as shown by CONCAT’s poor performance, with low average $\Delta\%$ of 1.3 and **negative** $\Delta\%$ in the 1% setting. It is evident that with limited training data an external question rewriting model can compensate for QA model’s errors, since REWRITE and REWRITE_C significantly outperform CONCAT with average $\Delta\%$ of 6.2 and 5.1, respectively. On the other hand, in the *high-resource* setting the model better leverages concatenated history, since the rewritten question does not add extra information on top of it, as demonstrated by the comparable performance of REWRITE_C ($\Delta\%$ of 10.5) and CONCAT ($\Delta\%$ of 10.2).

In addition, rewritten questions seem to be more effective in the *noisy-history* setting, probably because they help to resolve inconsistencies, since

<i>standard</i>	<i>high-resource</i>	<i>low-resource</i>	<i>domain-shift</i>	<i>noisy-history</i>
PosHAE _{LF}	PosHAE _{LF}	ExCorD _{LF}	ExCorD _{LF}	PosHAE _{LF}
HAE _{LF}	ExCorD _{LF}	REWRITE	CONCAT	REWRITE _C
ExCorD _{LF}	HAE _{LF}	REWRITE _C	REWRITE _C	HAE _{LF}
REWRITE _C	REWRITE _C	HAE _{LF}	HAE _{LF}	ExCorD _{LF}
CONCAT	CONCAT	PosHAE _{LF}	PosHAE _{LF}	REWRITE
REWRITE	REWRITE	CONCAT	REWRITE	CONCAT

Table 6: Per setting rankings of the methods evaluated in our study (top is best), excluding MarCQAp.

REWRITE_C is the second best method in this setting. Yet, in the *domain-shift* setting, REWRITE achieves the lowest average $\Delta\%$ of 3.6 and REWRITE_C’s average $\Delta\%$ (10.0) is lower than CONCAT’s (11.4). This shows that the question rewriter probably overfits to the source domain.

Through this REWRITE case study, we demonstrated that a method can perform poorly in some settings but have particular advantages in others. We conclude that, *the winner does not take it all*: There are significant instabilities in methods’ performance across settings. This reveals the limitations of the existing single-score benchmark evaluation practice, and calls for more comprehensive robustness-focused evaluation.

4.2 The Contribution of the History Modeling Method should be Isolated

In the *high-resource* setting, NO HISTORY reaches 65.6 F1, higher than many CQA results reported in previous works (Choi et al., 2018; Qu et al., 2019a,b; Huang et al., 2019). Since it is clearly ignoring the history, this shows that significant improvements can stem from simply using a better LM, and comparing between history modeling methods that use different LMs can be misleading.

Another way to illustrate this is to compare ExCorD vs. HAE and PosHAE. The score that Kim et al. reported for ExCorD is higher than the scores that Qu et al. reported for HAE and PosHAE. While they both used a setting that is equivalent to our *standard* setting, Kim et al. used RoBERTa but Qu et al. used BERT. It is therefore impossible to determine whether ExCorD’s higher score stems from better history representation or from changing the LM to RoBERTa. In our study, HAE_{LF} and PosHAE_{LF} actually outperform ExCorD_{LF} in the *standard* setting (with $\Delta\%$ of 14.2 and 15.6 respectively, compared to 11.8). Which shows that HAE and PosHAE might perform significantly better than reported, and again demonstrates the importance of comparing between different history modeling methods with the same LM.

Our study also demonstrates the advantages of sparse attention Transformers for “fair” evaluation. When proposing any method, its usefulness should first be established by comparing it to the straight-forward solution, which is CONCAT in case of history modeling. Recall that in dense attention Transformers, the concatenated history is truncated (see §3.3). This makes it problematic to claim that a certain method is better than the straight-forward CONCAT, since it is unclear whether the reason for CONCAT’s poor performance is that it is a sub-optimal history representation, or whether it is simply because useful information is truncated away. As can be seen in Figure 1, CONCAT saturates at 6 turns with the Longformer, which is interesting since Qu et al. (2019a) reported saturation at only 1 turn in a BERT-based equivalent. Furthermore, Qu et al. observed a performance degradation with more turns, while we observe stability. These differences probably stem from the history truncation in BERT, and demonstrate why the comparison to CONCAT can be “unfair”.

We would also like to draw attention to PosHAE_{LF}’s results on the *noisy-history* and the 20% *low-resource* setting (60.1 and 60.9 F1 respectively), both lower than the 69.8 F1 in the *standard* setting. *Do these performance drops reflect lower effectiveness in modeling the conversation history?* Here the $\Delta\%$ comes to the rescue. While it decreased between the *standard* and the 20% settings (from 15.6 to 9.9), it actually increased in the *noisy-history* setting (to 20.4). This indicates that, even though the F1 was lower in the *noisy-history* setting, the ability to leverage the history and improve on top of NO HISTORY actually increased.

We conclude that, our study results support the design choices we made in our effort to better isolate the contribution of the history representation from other factors. We recommend future researchers to compare history modeling methods using the same LM (preferably a long sequence LM), and to measure a $\Delta\%$ compared to a NO HISTORY baseline.

4.3 History Highlighting is Effective in Resource-rich Setups, but is not Robust

The most interesting (and surprising) results are around the history highlighting methods: HAE_{LF} and PosHAE_{LF}.

First, when implemented using the Longformer, they perform much better than reported in previous

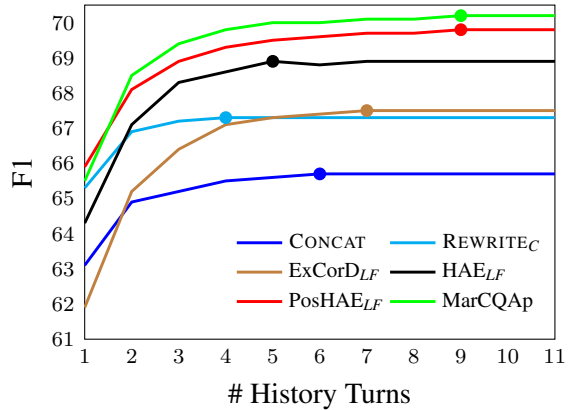


Figure 1: F1 as a function of # history turns, for models from the *standard* setup. The first occurrence of the maximum F1 value (saturation point) is highlighted.

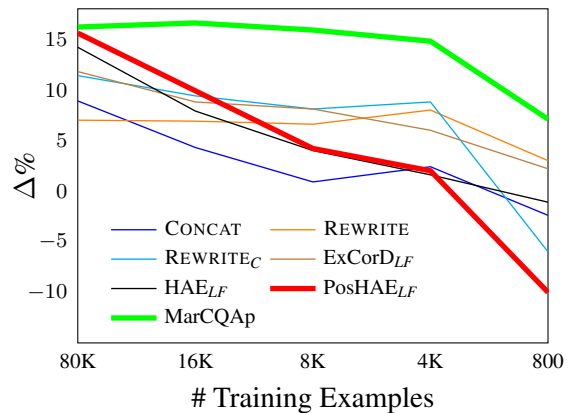


Figure 2: $\Delta\%$ as a function of # training examples. Results taken from the *standard* and *low-resource* settings.

work, outperforming all other methods in the *standard* setting. Our re-implementation of HAE and PosHAE with the Longformer achieves 68.9 and 69.8 F1 respectively, compared to 63.9 and 64.7 reported by Qu et al. using BERT. The gap between HAE_{LF} and PosHAE_{LF} demonstrates the usefulness of the positional information in PosHAE_{LF}. The effect of the positional information is further observed in Figure 1, HAE_{LF} saturates earlier than PosHAE_{LF}, because it cannot distinguish between different conversation turns, which probably causes a conflicting information. PosHAE_{LF} saturates at 9 turns, later than the rest of the methods, which indicates that it can better leverage long conversations.

The fact that PosHAE_{LF} outperforms all methods by a large margin in the *standard*, *high-resource* and *noisy-history* settings,¹¹ demonstrates the high effectiveness of the representation obtained with history highlighting. However,

¹¹We ignore MarCQAp’s results in this section.

PosHAE_{LF} shows surprisingly poor performance in the *low-resource* and *domain-shift* settings, with extremely low average $\Delta\%$ compared to other methods.

The impact of the training set size is further illustrated in Figure 2. We plot the $\Delta\%$ as a function of the training data size, and specifically highlight PosHAE_{LF} in bold red. PosHAE_{LF}'s performance deteriorates significantly faster than others when the training set size is reduced. In the 1% setting it actually performs worse than any other method.

This poor robustness could be caused by the additional parameters added in the embedding layer of PosHAE_{LF}. Figure 2 demonstrates that properly training these parameters, in order to benefit from this methods' full potential, seems to require large amounts of data. Furthermore, the poor *domain-shift* performance indicates that, even with enough training data, this embedding layer seems to be prone to overfitting to the source domain.

We conclude that history highlighting clearly creates a very strong representation, but the additional parameters added in the embedding layer seem to require large amounts of data to train properly and over-fit to the source domain. *Is there a way to highlight historic answers in the passage, without adding dedicated embedding layers?*

In §5 we present MarCQAp, a novel history modeling approach that is inspired by PosHAE, adopting the idea of history highlighting. However, instead of modifying the passage embedding, we highlight historic answers by adding textual prompts directly in the input text. By using prompt engineering, we reduce the model complexity and remove the need for dedicated parameters, hoping to mitigate the robustness weaknesses of PosHAE.

5 MarCQAp

Motivated by our findings, we design MarCQAp, a novel prompt-based history modeling approach that highlights answers from previous conversation turns by inserting textual prompts in their respective positions within P . By highlighting with prompts instead of embedding vectors, we hope to encode valuable dialogue information, while reducing the learning complexity incurred by the existing embedding-based methods. Thus, we expect MarCQAp to perform well not only in high-resource settings, but also in low-resource and domain adaptation settings, in which prompting methods have shown to be particularly useful (Brown et al., 2020;

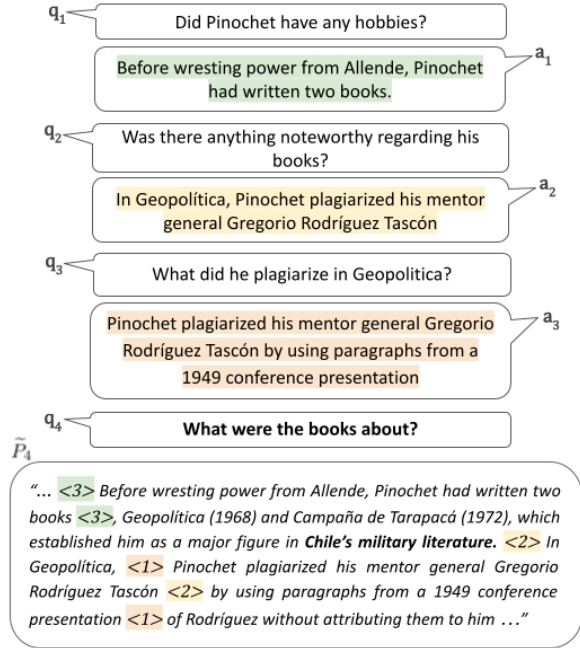


Figure 3: The MarCQAp highlighting scheme: Answers to previous questions are highlighted in the grounding document, which is then provided as input to the model.

Le Scao and Rush, 2021; Ben-David et al., 2022).

Prompting often refers to the practice of adding phrases to the input, in order to encourage pre-trained LMs to perform specific tasks (Liu et al., 2021), yet it is also used as a method for injecting task-specific guidance during fine-tuning (Le Scao and Rush, 2021; Ben-David et al., 2022). MarCQAp closely resembles the prompting approach from Ben-David et al. (2022) since our prompts are: (1) discrete (i.e the prompt is an actual text-string), (2) dynamic (i.e example-based), and (3) added to the *input* text and the model makes predictions conditioned on the modified input. Moreover, as in Ben-David et al., in our method the underlying LM is further trained on the downstream task with prompts. However, in contrast to most prompting approaches, which predefine the prompt's location in the input (Liu et al., 2021), our prompts are inserted in different locations for each example. In addition, while most *textual* prompting approaches leverage prompts comprised of natural language, our prompts contain non-verbal symbols, which were proven useful for supervision of NLP tasks. For instance, Aghajanyan et al. (2022) showed the usefulness of structured pre-training by adding HTML symbols to the input text. Finally, to the best of our knowledge, this work is the first to propose a prompting mechanism for the CQA task.

5.1 Method

MarCQAp utilizes a standard *single-turn* QA model architecture and input, with the input comprised of the current question q_k and the passage P . For each CQA example, MarCQAp inserts a textual prompt within P , based on information extracted from the conversation history \mathcal{H}_k . In extractive QA, the answer a_k is typically a span within the passage P . Given the input (P, q_k) and the conversation history \mathcal{H}_k , MarCQAp transforms P into an answer-highlighted passage \tilde{P}_k , by constructing a prompt p_k and inserting it within P . p_k is constructed by locating the beginning and end positions of all historic answers $\{a_i\}_{i=1}^{k-1} \in \mathcal{H}_k$ within P , and inserting a unique textual marker for each answer in its respective positions (see example in Figure 3). The input (P, q_k) is then replaced with (\tilde{P}_k, q_k) .¹² In abstractive QA, where a free form answer is generated based on an evidence span first extracted from P , MarCQAp highlights the historical evidence spans within P in a similar fashion.

To encode positional dialogue information, the markers for $a_j \in \{a_i\}_{i=1}^{k-1}$ include its turn index number in reverse order, i.e. $k - 1 - j$. This encodes relative historical positioning w.r.t. the current question q_k , allowing the model to distinguish the historic answers by their recency.

Since the historic questions do not appear in P , MarCQAp only highlights the answers in \tilde{P}_k (similarly to PosHAE_{LF}). While ignoring historic questions might lead to a loss of information, Choi et al. (2018) showed that their contribution to CQA models performance is minor.

A CQA dialogue may also contain unanswerable questions. In order to represent historical no-answers, a ‘NO ANSWER’ string is appended to P . Each historical no-answer is then wrapped with prompts, similarly to regular historical answers.

MarCQAp has several advantages over prior approaches. First, since it is prompt-based, it does not modify the model architecture, which makes it easier to port across various models, alleviating the need for model-specific implementation and training procedures. Second, it naturally represents overlapping answers in P , which was a limitation in prior work (Qu et al., 2019a,b). Overlapping answers contain tokens which relate to multiple turns, yet the existing *token-based* embedding methods encode the relation of a token from P only to a single turn from \mathcal{H}_k . Since MarCQAp is *span-based*,

¹²Including \mathcal{H}_k with \tilde{P}_k had a negligible effect (see 5.3).

BiDAF++ w/ 2-Context (Choi et al., 2018)	60.1
HAE (Qu et al., 2019a)	62.4
FlowQA (Huang et al., 2019)	64.1
GraphFlow (Chen et al., 2020)	64.9
HAM (Qu et al., 2019b)	65.4
FlowDelta (Yeh and Chen, 2019)	65.5
RoR (Zhao et al., 2021)	74.9
MarCQAp (Ours)	74.0

Table 7: Results from the official QuAC 🏆 leaderboard, presenting F1 scores for the hidden test set, for MarCQAp and other models with published papers.

it naturally represents overlapping historic answers (e.g. see a_2 and a_3 in Figure 3). Finally, MarCQAp simplifies the input structure and length, since it alleviates the need for including \mathcal{H}_k .

5.2 MarCQAp Evaluation

We next evaluate MarCQAp across all our proposed settings (§3.1). As presented in tables 3, 4 and 5, it outperforms all other methods in all experimental settings. In the *standard*, *high-resource* and *noisy-history* settings, its performance is relatively similar to PosHAE_{LF}, indicating that our prompt-based approach is an effective alternative implementation for the idea of highlighting historical answers. Similarly to PosHAE_{LF}, MarCQAp is able to handle long conversations and its performance gains saturate at 9 turns (Figure 1). However in contrast to PosHAE_{LF}, MarCQAp performs especially well in the *low-resource* and the *domain-shift* settings.

In the *low-resource* settings, MarCQAp outperforms all methods by a large margin with an average $\Delta\%$ of 13.6, compared to the best baseline with 6.3. The dramatic improvement over PosHAE_{LF}’s result (1.5) serves as a strong indication that our prompt-based approach is much more robust. This boost in robustness is further illustrated in Figure 2, which presents the $\Delta\%$ as a function of the training set size, highlighting PosHAE_{LF} (red) and MarCQAp (green) specifically.

In the *domain-shift* setting, MarCQAp has the largest number of wins on 6 out of 8 domains, as well as a significantly higher average $\Delta\%$ compared to other methods (19.6 compared to the best baseline with 14.1). This serves as an additional strong evidence for MarCQAp’s robustness.

Official QuAC leaderboard results For completeness, we submitted our best performing model (from the *high-resource* setting) to the official QuAC leaderboard, evaluating its performance on

Model	No History	MarCQAp	$\Delta\%$
RoBERTa	57.7	68.0	(+17.9%)
BigBird	57.6	66.3	(+15.1%)
Longformer _{base}	60.0	68.4	(+14.0%)
Longformer _{squad}	60.4	70.2	(+16.6%)

Table 8: MarCQAp’s *standard* setting performance across different Transformer-based pre-trained LMs.

NO HISTORY	52.9
Random Pos	53.8 (+1.7%)
Answer Pos	59.6 (+12.7%)
Word from Q	60.5 (+14.4%)
MarCQAp + \mathcal{H}_k	61.5 (+16.3%)
MarCQAp	61.3 (+15.9%)

Table 9: F1 and $\Delta\%$ scores for MarCQAp’s ablated variants, in the 10% setup of the *low-resource* setting.

the hidden test set. Table 7 presents the results.¹³ MarCQAp achieves a very competitive score of **74.0** F1, very close to the published state-of-the art (RoR by Zhao et al. (2021) with 74.9 F1), yet with a dramatically simpler model.¹⁴

Portability Since MarCQAp is prompt-based, it is highly *portable* and independent of the underlying LM. We further examined its effectiveness across different LMs, by evaluating it using RoBERTa (Liu et al., 2019), and BigBird (Zaheer et al., 2020), in addition to Longformer, in the *standard* setting. Table 8 presents the results. MarCQAp shows a consistent positive effect across all LMs, providing a strong evidence for its effectiveness and portability. We note that since RoBERTa is a dense-attention Transformer with input length limitation of 512 tokens, longer passages are split into chunks. This may lead to some chunks containing part of the historic answers, and therefore partial highlighting by MarCQAp. Our analysis showed that 50.9% of all examples in QuAC were split into several chunks, and 42.2% of all chunks contained partial highlighting. MarCQAp’s strong performance with RoBERTa shows that it remains effective even with partial highlighting.

5.3 Prompt Design

Recall that MarCQAp inserts prompts at the beginning and end positions for each historical answer within P (Figure 3). The prompts are designed with predefined marker symbols and include the an-

swer’s turn index (f.e. "<1>"). This design builds on 3 main assumptions: (1) textual prompts can represent conversation history information, (2) the positioning of the prompts within P facilitates highlighting of historical answers, and (3) indexing the historical answers encodes valuable information. We validate our design assumptions by comparing MarCQAp against several ablated variants, with the results presented in Table 9.

To validate assumption (1), we compare MarCQAp to a variant which adds \mathcal{H}_k to the input, in addition to \tilde{P}_k and q_k . MarCQAp + \mathcal{H}_k is exposed to information from the history via two sources: the concatenated \mathcal{H}_k and the MarCQAp prompt within \tilde{P}_k . We observe a negligible effect, suggesting that MarCQAp indeed encodes information from the conversation history, since providing \mathcal{H}_k does not add useful information on top of it.

To validate assumptions (2) and (3), we compare *Answer Pos* to *Random Pos*. *Answer Pos* inserts a predefined marker symbol (" $\langle \rangle$ "), in each answer’s beginning and end positions within P (i.e. similar to MarCQAp, but without turn indexing). *Random Pos* inserts the same number of symbols but in random positions within P . Interestingly, *Random Pos* leads to a small improvement compared to NO HISTORY (a $\Delta\%$ of 1.7), which demonstrates that simply adding prompts to the input text affects the model’s predictions. Yet, *Answer Pos* achieves a $\Delta\%$ of 12.7 which demonstrates that the positioning of the prompts within P is crucial. Moreover, this reveals that most of MarCQAp’s performance gains stem from its prompts positioning. Finally, MarCQAp’s improvement over *Answer Pos* (a $\Delta\%$ of 15.9 compared to 12.7), indicates that answer indexing encodes valuable information, helping us validate assumption (3).

MarCQAp leverages textual prompts, which allows to easily inject external information (i.e. information that does not appear in the reference text). Since our primary focus is encoding information from the conversation history, we further experimented with the *Word from Q* variant, where for each highlighted answer we add the first word from its corresponding question to the marker symbol (f.e. "<what>"). Interestingly, while this variant is outperformed by MarCQAp, it still manages to add information over *Answer Pos* (a $\Delta\%$ of 14.4 compared to 12.7). This suggests that adding semantic information to the prompts might be useful, and leaves room for further exploration in future work.

¹³The leaderboard contains additional results for models which (at the time of writing) include no descriptions or published papers, rendering them unsuitable for fair comparison.

¹⁴See §3.3 for a discussion of RoR.

6 Conclusion

In this work, we carry out the first comprehensive robustness study of history modeling approaches for Conversational Question Answering (CQA), including sensitivity to model and training data sizes, domain shift and noisy history input. We revealed limitations of the existing benchmark-based evaluation, by demonstrating that it cannot reflect the models' robustness to such changes in setting. In addition, we proposed evaluation practices that better isolate the contribution of the history modeling component, and demonstrated their usefulness.

We also discovered that highlighting historic answers via passage embedding is a high performing method but it suffers from extreme performance degradation in low resource and domain shift settings. To address this issue, we design a novel prompt-based historical answer highlighting approach. We show that highlighting with prompts, rather than with embeddings, lead to a significant increase in robustness, while maintaining overall high performance.

We hope that our approach will be a good starting point to future researchers, as it is highly effective, robust to different settings and easy to plug into particularly any model. We also hope that our study had shed some light on the limitations of the current benchmark-based evaluations, and that it will encourage more robustness-focused evaluations, leading to better CQA systems.

In future work, we'd like to perform similar robustness study to other tasks to expose more fine-grained model behavior. We also plan to explore ways for applying prompt-based highlighting in other tasks, like multi-source summarization, as a compact way of representing relevant information.

References

Armen Aghajanyan, Dmytro Okhonko, Mike Lewis, Mandar Joshi, Hu Xu, Gargi Ghosh, and Luke Zettlemoyer. 2022. [HTLM: Hyper-text pre-training and prompting of language models](#). In *International Conference on Learning Representations*.

Iz Beltagy, Matthew E. Peters, and Arman Cohan. 2020. [Longformer: The long-document transformer](#). *CoRR*, abs/2004.05150.

Eyal Ben-David, Nadav Oved, and Roi Reichart. 2022. [PADA: Example-based Prompt Learning](#)

[for on-the-fly Adaptation to Unseen Domains](#). *Transactions of the Association for Computational Linguistics*, 10:414–433.

Tom Brown, Benjamin Mann, Nick Ryder, Melanie Subbiah, Jared D Kaplan, Prafulla Dhariwal, Arvind Neelakantan, Pranav Shyam, Girish Sastry, Amanda Askell, Sandhini Agarwal, Ariel Herbert-Voss, Gretchen Krueger, Tom Henighan, Rewon Child, Aditya Ramesh, Daniel Ziegler, Jeffrey Wu, Clemens Winter, Chris Hesse, Mark Chen, Eric Sigler, Mateusz Litwin, Scott Gray, Benjamin Chess, Jack Clark, Christopher Berner, Sam McCandlish, Alec Radford, Ilya Sutskever, and Dario Amodei. 2020. [Language models are few-shot learners](#). In *Advances in Neural Information Processing Systems*, volume 33, pages 1877–1901. Curran Associates, Inc.

Jon Ander Campos, Arantxa Otegi, Aitor Soroa, Jan Deriu, Mark Cieliebak, and Eneko Agirre. 2020. [Doqa - accessing domain-specific FAQs via conversational QA](#). In *Proceedings of the 58th Annual Meeting of the Association for Computational Linguistics, ACL 2020, Online, July 5-10, 2020*, pages 7302–7314. Association for Computational Linguistics.

Yu Chen, Lingfei Wu, and Mohammed J. Zaki. 2020. [Graphflow: Exploiting conversation flow with graph neural networks for conversational machine comprehension](#). In *Proceedings of the Twenty-Ninth International Joint Conference on Artificial Intelligence, IJCAI 2020*, pages 1230–1236. ijcai.org.

Eunsol Choi, He He, Mohit Iyyer, Mark Yatskar, Wen-tau Yih, Yejin Choi, Percy Liang, and Luke Zettlemoyer. 2018. [Quac: Question answering in context](#). In *Proceedings of the 2018 Conference on Empirical Methods in Natural Language Processing, Brussels, Belgium, October 31 - November 4, 2018*, pages 2174–2184. Association for Computational Linguistics.

Jacob Devlin, Ming-Wei Chang, Kenton Lee, and Kristina Toutanova. 2019. Bert: Pre-training of deep bidirectional transformers for language understanding. In *NAACL-HLT*.

Ahmed Elgohary, Denis Peskov, and Jordan L. Boyd-Graber. 2019. [Can you unpack that? learning to rewrite questions-in-context](#). In *Proceedings of the 2019 Conference on Empirical Meth-*

- ods in Natural Language Processing and the 9th International Joint Conference on Natural Language Processing, EMNLP-IJCNLP 2019, Hong Kong, China, November 3-7, 2019*, pages 5917–5923. Association for Computational Linguistics.
- Somil Gupta, Bhanu Pratap Singh Rawat, and Hong Yu. 2020. [Conversational machine comprehension: a literature review](#). In *Proceedings of the 28th International Conference on Computational Linguistics, COLING 2020, Barcelona, Spain (Online), December 8-13, 2020*, pages 2739–2753. International Committee on Computational Linguistics.
- Hsin-Yuan Huang, Eunsol Choi, and Wen-tau Yih. 2019. [Flowqa: Grasping flow in history for conversational machine comprehension](#). In *7th International Conference on Learning Representations, ICLR 2019, New Orleans, LA, USA, May 6-9, 2019*. OpenReview.net.
- Gangwoo Kim, Hyunjae Kim, Jungsoo Park, and Jaewoo Kang. 2021. [Learn to resolve conversational dependency: A consistency training framework for conversational question answering](#). In *Proceedings of the 59th Annual Meeting of the Association for Computational Linguistics and the 11th International Joint Conference on Natural Language Processing, ACL/IJCNLP 2021, (Volume 1: Long Papers), Virtual Event, August 1-6, 2021*, pages 6130–6141. Association for Computational Linguistics.
- Diederik P. Kingma and Jimmy Ba. 2015. [Adam: A method for stochastic optimization](#). In *3rd International Conference on Learning Representations, ICLR 2015, San Diego, CA, USA, May 7-9, 2015, Conference Track Proceedings*.
- Teven Le Scao and Alexander Rush. 2021. [How many data points is a prompt worth?](#) In *Proceedings of the 2021 Conference of the North American Chapter of the Association for Computational Linguistics: Human Language Technologies*, pages 2627–2636, Online. Association for Computational Linguistics.
- Huihan Li, Tianyu Gao, Manan Goenka, and Danqi Chen. 2022. [Ditch the gold standard: Re-evaluating conversational question answering](#). In *Proceedings of the 60th Annual Meeting of the Association for Computational Linguistics (Volume 1: Long Papers), ACL 2022, Dublin, Ireland, May 22-27, 2022*, pages 8074–8085. Association for Computational Linguistics.
- Pengfei Liu, Weizhe Yuan, Jinlan Fu, Zhengbao Jiang, Hiroaki Hayashi, and Graham Neubig. 2021. [Pre-train, prompt, and predict: A systematic survey of prompting methods in natural language processing](#). *CoRR*, abs/2107.13586.
- Yinhan Liu, Myle Ott, Naman Goyal, Jingfei Du, Mandar Joshi, Danqi Chen, Omer Levy, Mike Lewis, Luke Zettlemoyer, and Veselin Stoyanov. 2019. [Roberta: A robustly optimized BERT pretraining approach](#). *CoRR*, abs/1907.11692.
- Ilya Loshchilov and Frank Hutter. 2019. [Decoupled weight decay regularization](#). In *7th International Conference on Learning Representations, ICLR 2019, New Orleans, LA, USA, May 6-9, 2019*. OpenReview.net.
- Chen Qu, Liu Yang, Minghui Qiu, W. Bruce Croft, Yongfeng Zhang, and Mohit Iyyer. 2019a. [BERT with history answer embedding for conversational question answering](#). In *Proceedings of the 42nd International ACM SIGIR Conference on Research and Development in Information Retrieval, SIGIR 2019, Paris, France, July 21-25, 2019*, pages 1133–1136. ACM.
- Chen Qu, Liu Yang, Minghui Qiu, Yongfeng Zhang, Cen Chen, W. Bruce Croft, and Mohit Iyyer. 2019b. [Attentive history selection for conversational question answering](#). In *Proceedings of the 28th ACM International Conference on Information and Knowledge Management, CIKM 2019, Beijing, China, November 3-7, 2019*, pages 1391–1400. ACM.
- Colin Raffel, Noam Shazeer, Adam Roberts, Katherine Lee, Sharan Narang, Michael Matena, Yanqi Zhou, Wei Li, and Peter J. Liu. 2020. [Exploring the limits of transfer learning with a unified text-to-text transformer](#). *J. Mach. Learn. Res.*, 21:140:1–140:67.
- Pranav Rajpurkar, Robin Jia, and Percy Liang. 2018. [Know what you don’t know: Unanswerable questions for squad](#). In *Proceedings of the 56th Annual Meeting of the Association for Computational Linguistics, ACL 2018, Melbourne, Australia, July 15-20, 2018, Volume 2: Short Papers*, pages 784–789. Association for Computational Linguistics.

- Pranav Rajpurkar, Jian Zhang, Konstantin Lopyrev, and Percy Liang. 2016. [Squad: 100, 000+ questions for machine comprehension of text](#). In *Proceedings of the 2016 Conference on Empirical Methods in Natural Language Processing, EMNLP 2016, Austin, Texas, USA, November 1-4, 2016*, pages 2383–2392. The Association for Computational Linguistics.
- Siva Reddy, Danqi Chen, and Christopher D. Manning. 2019. [Coqa: A conversational question answering challenge](#). *Trans. Assoc. Comput. Linguistics*, 7:249–266.
- Svitlana Vakulenko, Shayne Longpre, Zhucheng Tu, and Raviteja Anantha. 2021. [Question rewriting for conversational question answering](#). In *WSDM '21, The Fourteenth ACM International Conference on Web Search and Data Mining, Virtual Event, Israel, March 8-12, 2021*, pages 355–363. ACM.
- Ashish Vaswani, Noam Shazeer, Niki Parmar, Jakob Uszkoreit, Llion Jones, Aidan N. Gomez, Lukasz Kaiser, and Illia Polosukhin. 2017. [Attention is all you need](#). In *Advances in Neural Information Processing Systems 30: Annual Conference on Neural Information Processing Systems 2017, December 4-9, 2017, Long Beach, CA, USA*, pages 5998–6008.
- Thomas Wolf, Lysandre Debut, Victor Sanh, Julien Chaumond, Clement Delangue, Anthony Moi, Pierric Cistac, Tim Rault, Remi Louf, Morgan Funtowicz, Joe Davison, Sam Shleifer, Patrick von Platen, Clara Ma, Yacine Jernite, Julien Plu, Canwen Xu, Teven Le Scao, Sylvain Gugger, Mariama Drame, Quentin Lhoest, and Alexander Rush. 2020. [Transformers: State-of-the-art natural language processing](#). In *Proceedings of the 2020 Conference on Empirical Methods in Natural Language Processing: System Demonstrations*, pages 38–45, Online. Association for Computational Linguistics.
- Yi-Ting Yeh and Yun-Nung Chen. 2019. [Flowdelta: Modeling flow information gain in reasoning for conversational machine comprehension](#). In *Proceedings of the 2nd Workshop on Machine Reading for Question Answering, MRQA@EMNLP 2019, Hong Kong, China, November 4, 2019*, pages 86–90. Association for Computational Linguistics.
- Manzil Zaheer, Guru Guruganesh, Kumar Avinava Dubey, Joshua Ainslie, Chris Alberti, Santiago Ontañón, Philip Pham, Anirudh Ravula, Qifan Wang, Li Yang, and Amr Ahmed. 2020. [Big bird: Transformers for longer sequences](#). In *Advances in Neural Information Processing Systems 33: Annual Conference on Neural Information Processing Systems 2020, NeurIPS 2020, December 6-12, 2020, virtual*.
- Jing Zhao, Junwei Bao, Yifan Wang, Yongwei Zhou, Youzheng Wu, Xiaodong He, and Bowen Zhou. 2021. [Ror: Read-over-read for long document machine reading comprehension](#). In *Findings of the Association for Computational Linguistics: EMNLP 2021, Virtual Event / Punta Cana, Dominican Republic, 16-20 November, 2021*, pages 1862–1872. Association for Computational Linguistics.
- Chenguang Zhu, Michael Zeng, and Xuedong Huang. 2018. [Sdnet: Contextualized attention-based deep network for conversational question answering](#). *CoRR*, abs/1812.03593.